

STATE OF CONNECTICUT
SECRETARY OF THE STATE

STATEMENT OF VOTE

GENERAL ELECTION

November 7, 2000

TABULATED FROM RETURNS AS
RECORDED BY THE MODERATORS
AND FILED WITH THE OFFICE OF
SECRETARY OF THE STATE

PRINTED IN COMPLIANCE WITH STATUTE

HARTFORD



Prepared and Paid for by the
SECRETARY OF THE STATE

Susan Bysiewicz
Secretary of the State

TABLE OF CONTENTS

Party Designations	4
2000 Connecticut Candidates for Electors of President & Vice President of the United States	5
Vote for Presidential Electors (President & Vice President of the United States	6 - 12
Vote for United States Senator	13 - 19
Vote for Representatives in Congress	20 - 27
Vote for State Senators	28 - 39
Vote for State Representatives	40 - 75
Vote for Registrars of Voters	76 - 105
Vote for Proposed Constitutional Amendment	106 -112
Election Day Registration, Turnout, and Absentee Ballot Statistics	113 -119
Board of Canvassers' Certifications	120 -127

PARTY DESIGNATIONS

Major Parties

Republican

Democratic

Minor Parties for Certain Offices

Concerned Citizens

Green

Independence

Independent

Libertarian

Natural Law

Reform

Party Designations used on Nominating Petitions

Concerned Citizens

Green

Independence

Libertarian

Natural Law

A Sentinel Party

Orange Taxpayers'

Petitioning Candidate
(i.e., no party designation)

2000 CONNECTICUT NOMINEES FOR ELECTORS OF PRESIDENT & VICE PRESIDENT OF THE UNITED STATES

Republican

President: George W. Bush, 1010 Colorado, Austin, TX 78701. Vice President: Dick Cheney, 4205 West Greens Place, Wilson, WY 83014.
Presidential Electors: Jo McKenzie, Madison; Charles L. Glazier, Greenwich; Janet Jefford, Glastonbury; Edward J. Seder, Norwich; Michael Argento, New Haven; Dorothy W. Stapleton, Greenwich; Norma E. Riess, Redding; M. Adela Eads, Kent.

Democratic

President: Al Gore, 350 Cookeville Highway, Carthage, TN 37030. Vice President: Joe Lieberman, 10 Alston Avenue, New Haven, CT 06515.
Presidential Electors: Nick Balletto, New Haven; Vacancy in Nomination, ; Frank Cirillo, Meriden; Marilyn Cohen, West Hartford; Gloria Collins, Vernon; Thomas McDonough, Waterbury; Ken Slapin, Norwalk; Clorinda Soldevila, Hartford.

Concerned Citizens

President: Howard Phillips, 9520 Bent Creek Lane, Vienna, VA 22182. Vice President: J. Curtis Frazier, 6632 East Turner Springs, Springfield, MO 65809.
Presidential Electors: James A. Farrell, Jr., Meriden; James F. Farrell, Meriden; Thomas J. Morse, Sr., Waterbury; Harold P. Smith, Waterbury; Anthony J. Pecukonis, Waterbury; Edward Plouffe, Waterbury; Stanley J. Wosczyzna, New Britain; Joseph A. Zdonczyk, Wolcott.

Green

President: Ralph Nader, 53 Hillside Avenue, Winsted, CT 06098. Vice President: Winona LaDuke, Route 1, Box 308, Ponsford, MN 56575.
Presidential Electors: Karin Norton, Mansfield; Thomas J. Sevigny, Canton; Edward Shatas, Meriden; Amy Vas Nunes, Windham; Paul James, Meriden; Vittorio Lancia, Portland; Chris Reilly, Newington; Paul Bassler, Norwalk.

Reform

President: Pat Buchanan, 1017 Savile Lane, McLean, VA 22101. Vice President: Ezola Foster, 12012 Washington Place, Los Angeles, CA 90066.
Presidential Electors: Donald H. McGinnis, Cromwell; Fred Standt, Brookfield; Edward Goodrich, Stratford; Peter D. Sullivan, Fairfield; Floyd Athley, Hamden; Christopher C. Glockler, Darien; George C. Radzwillas, Bridgeport; Demetrius P. Traggis, New Haven.

Libertarian

President: Harry Browne, 2825 Sawyer Bend Road, Franklin, TN 37064. Vice President: Art Olivier, 15338 Cornuta Avenue, Bellflower, CA 90706.
Presidential Electors: William A. Hamilton, Canaan; John M. Joy, Oxford; Richard W. Loomis, Enfield; Robert S. Loomis, East Granby; Kenneth F. Mosher, Windham; Donald A. Nicholas, New London; Darlene H. Nicholas, New London; Carl E. Vassar, Trumbull.

Write-In

President: Sylvester J. Pettway, P.O. Box 2151, Bridgeport, CT 06608. Vice President: Maudery Collins, 534 Arctic Street, Bridgeport, CT 06608.
Presidential Electors: Maudery Collins, Bridgeport; Diane Collins, Bridgeport; Kacy Pettway, Stratford; Mia Pettway, Stratford; Walter Dunsing, West Haven; Frank Ariani, Bridgeport; John Gale, Bridgeport; Margarite Hunt, Bridgeport.

President: James E. Harris, 520 Park Avenue, Apt. 2 (SE), Atlanta, GA . Vice President: Margaret Trowe, 502 11th Avenue NW, Austin, MN 55912.
Presidential Electors: Timothy V. Craine, Windsor; Leslie E. Craine, Windsor; Mary Hubbell, Hartford; Peter Krala, West Haven.

President: Gloria Dawn Strickland, 675 Ridge Road, West Bend, WI 53095. Vice President: Sharon Marth, Casanova 2 SE of Ocean Avenue, Carmel, CA 93921.

Presidential Electors: Eva Almodovar, Hartford; Zenaida Rosario, Hartford; William Gagliardi, Waterbury; Carmen Colon, Hartford; Janet Gonzalez, Hartford; James Carter, Windsor; Maribel Velazquez, Hartford; Lovett Wimberly, Hartford.

President: Keith Sherman Huber, 100 Leete Street, West Haven, CT 06516. Vice President: David John Fiorillo, 252 Elm Street 2nd Floor, West Haven, CT 06516.

Presidential Electors: Ken Cimino, New Haven; Lisa LaPenna, Milford; Louis Giovanelli, West Haven; Abele Grillo, West Haven; William Pepe, West Haven; Ted Canning, Middletown; John Smith, West Haven; Johanna Szortek, West Haven.

President: John Hagelin, 1950 Mansion Drive, Fairfield, IA 52556. Vice President: Nat Goldhaber, 261 Stonewall Road, Berkeley, CA 94705.

Presidential Electors: Terry M. Nevas, Westport; Bernard A. Nevas, Westport; Nancy A. McKay, Clinton; Donna Donovan, Glastonbury; Ruth Ferguson, Westport; Nancy Lundberg, New Canaan; Mitchell Ferguson, Westport; Marguerite P. Gunn, Stratford.

President: David Reicher, 85 Independence Street, Shelton, CT 06484. Vice President: Edward Wrinn, 15 Gibson Road, Milford, CT 06460.

Presidential Electors: James Armstrong, Prospect; Cynthia Armstrong, Prospect; Robert Owen, Guilford; Andrew Consiglio III, New Haven; Robert V. Raby, Meriden; Richard Woronick, Meriden; Rene Laliberte, Wallingford; Peter Stone, Marlborough.

Presidential Electors For

Summarized by Congressional District

	Republican Bush and Cheney	Democratic Gore and Lieberman	Concerned Citizens Phillips and Frazier	Green Nader and LaDuke	Reform Buchanan and Foster	Libertarian Browne and Olivier
CD 1	77,423	148,858	2,106	9,296	724	508
CD 2	92,844	137,128	1,348	14,284	995	683
CD 3	82,344	146,540	1,860	11,847	758	494
CD 4	94,079	125,843	1,671	6,938	519	587
CD 5	107,360	123,207	1,545	9,857	875	592
CD 6	107,044	134,439	1,165	12,230	860	620
	561,094	816,015	9,695	64,452	4,731	3,484

- 4 Votes for Registered Write-in Candidate David Reicher and Edward Wrinn
- 2 Votes for Registered Write-in Candidate Gloria Dawn Strickland and Sharon Marth
- 4 Votes for Registered Write-in Candidate James E. Harris and Margaret Trowe
- 40 Votes for Registered Write-in Candidate John Hagelin and Nat Goldhaber
- 3 Votes for Registered Write-in Candidate Keith Sherman Huber and David John Fiorilio
- 1 Votes for Registered Write-in Candidate Sylvester J. Petway and Maudery Collins

Plurality: 254,921

Presidential Electors For

Summarized by County

	Republican Bush and Cheney	Democratic Gore and Lieberman	Concerned Citizens Phillips and Frazier	Green Nader and LaDuke	Reform Buchanan and Foster	Libertarian Browne and Olivier
Fairfield	159,659	193,769	2,301	12,664	931	947
Hartford	127,468	221,167	2,769	14,214	1,154	767
Litchfield	39,172	41,806	393	5,413	295	258
Middlesex	29,295	43,319	308	4,039	243	226
New Haven	122,919	197,928	2,767	15,567	1,208	702
New London	41,168	60,449	553	6,218	460	292
Tolland	24,705	33,554	330	3,711	250	150
Windham	16,708	24,023	274	2,626	190	142
	561,094	816,015	9,695	64,452	4,731	3,484

- 4 Votes for Registered Write-in Candidate David Reicher and Edward Wrinn
- 2 Votes for Registered Write-in Candidate Gloria Dawn Strickland and Sharon Marth
- 4 Votes for Registered Write-in Candidate James E. Harris and Margaret Trowe
- 40 Votes for Registered Write-in Candidate John Hagein and Nat Goldhaber
- 3 Votes for Registered Write-in Candidate Keith Sherman Huber and David John Fiorillo
- 1 Votes for Registered Write-in Candidate Sylvester J. Pettway and Maudery Collins

Plurality: 254,921

Presidential Electors For

Summarized by Town

	Republican Bush and Cheney	Democratic Gore and Lieberman	Concerned Citizens Phillips and Frazier	Green Nader and LaDuke	Reform Buchanan and Foster	Libertarian Browne and Olivier
Andover	609	871	4	102	3	2
Ansonia	2,431	4,410	41	305	32	10
Ashford	737	1,093	25	178	8	5
Avon	4,741	4,326	16	353	19	20
Barkhamsted	832	894	4	120	9	3
Beacon Falls	1,158	1,198	11	133	12	8
Berlin	3,938	5,513	60	331	29	22
Bethany	1,285	1,470	8	206	9	11
Bethel	4,057	4,324	54	419	30	32
Bethlehem	1,064	817	9	132	6	6
Bloomfield	1,849	7,907	82	236	17	20
Bolton	1,250	1,368	10	137	7	5
Bozrah	561	687	2	79	3	5
Branford	5,133	8,302	44	809	46	31
Bridgeport	7,406	24,303	715	865	81	70
Bridgewater	545	508	2	58	2	7
Bristol	7,948	14,665	188	780	104	40
Brookfield	4,153	3,536	13	319	28	17
Brooklyn	1,153	1,589	29	167	17	9
Burlington	1,965	2,137	24	184	11	17
Canaan	211	288	2	78	6	2
Canterbury	1,001	1,085	22	136	19	5
Canton	2,073	2,440	16	308	16	8
Chaplin	403	516	3	109	5	1
Cheshire	6,507	6,977	48	597	44	31
Chester	701	1,207	7	130	7	5
Clinton	2,595	3,473	14	317	14	15
Coichester	2,454	3,845	19	302	14	12
Colebrook	373	374	9	56	5	3
Columbia	1,041	1,567	7	174	11	4
Cornwall	277	455	6	101	0	1
Coventry	1,927	3,005	57	391	18	15
Cromwell	2,472	3,865	19	277	21	11
Danbury	9,371	12,987	229	818	91	61
Darien	6,446	3,496	24	214	15	22
Deep River	896	1,348	8	119	6	5

Presidential Electors For

Summarized by Town

	Republican Bush and Cheney	Democratic Gore and Lieberman	Concerned Citizens Phillips and Frazier	Green Nader and LaDuke	Reform Buchanan and Foster	Libertarian Browne and Olivier
Derby	1,755	2,851	71	186	18	11
Durham	1,561	1,824	16	202	17	15
East Granby	1,134	1,254	9	118	9	10
East Haddam	1,687	2,186	7	249	10	5
East Hampton	2,311	3,010	9	315	26	28
East Hartford	5,124	12,371	126	673	96	41
East Haven	3,499	7,278	155	488	31	20
East Lyme	3,513	4,546	27	508	50	20
East Windsor	1,673	2,313	26	201	19	4
Eastford	421	375	2	42	2	4
Easton	2,176	1,783	15	173	12	11
Ellington	2,910	3,113	17	285	21	16
Enfield	6,920	10,403	82	732	79	39
Essex	2,244	1,865	11	195	11	12
Fairfield	13,042	14,210	96	1,187	50	54
Farmington	5,443	6,374	25	481	35	22
Franklin	420	534	5	40	0	3
Glastonbury	7,928	9,134	39	760	46	45
Goshen	788	585	3	91	5	1
Granby	2,749	2,576	13	262	10	23
Greenwich	14,905	12,780	244	802	82	125
Griswold	1,516	2,519	38	202	29	10
Groton	5,486	7,242	48	800	56	47
Guilford	4,721	6,377	27	666	24	26
Haddam	1,654	2,188	9	235	7	17
Hamden	7,833	16,638	136	1,187	82	45
Hampton	372	465	5	73	6	1
Hartford	3,095	21,445	1,202	818	100	73
Hartland	581	388	4	84	1	2
Harwinton	1,378	1,282	4	198	20	10
Hebron	1,895	2,421	15	223	15	10
Kent	629	839	3	113	2	2
Killingly	2,151	3,178	27	265	34	16
Killingworth	1,492	1,684	3	230	10	11
Lebanon	1,490	1,667	14	228	13	14
Ledyard	3,122	3,081	26	369	23	23

Presidential Electors For

Summarized by Town

	Republican Bush and Cheney	Democratic Gore and Lieberman	Concerned Citizens Phillips and Frazier	Green Nader and LaDuke	Reform Buchanan and Foster	Libertarian Browne and Olivier
Lisbon	696	1,103	9	85	3	2
Litchfield	2,198	1,989	17	317	5	13
Lyme	639	633	3	102	6	7
Madison	4,946	4,608	15	474	19	17
Manchester	8,541	14,184	133	1,185	75	47
Mansfield	1,617	4,183	37	745	29	18
Marlborough	1,411	1,654	8	149	15	7
Meriden	6,614	13,668	201	770	81	49
Middlebury	2,118	1,497	13	160	11	5
Middlefield	902	1,327	6	116	7	12
Middletown	5,155	12,129	138	963	60	51
Milford	9,514	12,949	220	1,158	91	44
Monroe	4,960	4,352	21	374	34	24
Montville	2,641	4,027	47	405	47	13
Morris	593	532	2	79	2	9
Naugatuck	4,930	5,980	71	501	55	24
New Britain	5,059	13,913	149	775	90	40
New Canaan	6,501	3,516	17	294	9	26
New Fairfield	3,601	2,866	14	252	25	22
New Hartford	1,510	1,632	15	220	10	10
New Haven	5,160	28,145	722	2,202	95	103
New London	1,738	4,924	61	496	25	17
New Milford	5,546	5,498	34	576	34	40
Newington	5,115	9,612	57	560	34	22
Newtown	6,059	5,606	22	633	28	46
Norfolk	364	471	2	95	1	2
North Branford	2,603	3,542	20	284	18	11
North Canaan	584	695	12	88	7	4
North Haven	5,045	6,500	76	518	42	19
North Stonington	1,186	1,245	5	158	5	9
Norwalk	11,519	19,293	204	1,038	86	71
Norwich	4,047	8,266	106	622	63	30
Old Lyme	1,918	2,331	16	222	10	9
Old Saybrook	2,504	2,898	27	300	23	21
Orange	3,623	3,895	21	315	18	11
Oxford	2,442	2,056	13	271	23	15

Presidential Electors For

Summarized by Town

	Republican Bush and Cheney	Democratic Gore and Lieberman	Concerned Citizens Phillips and Frazier	Green Nader and LaDuke	Reform Buchanan and Foster	Libertarian Browne and Olivier
Plainfield	1,977	3,192	16	235	19	24
Plainville	2,434	4,574	53	307	27	12
Plymouth	1,905	2,643	32	180	46	23
Pomfret	856	938	7	160	9	8
Portland	1,724	2,595	9	226	15	14
Preston	940	1,178	10	151	12	5
Prospect	2,310	1,985	21	198	17	11
Putnam	1,321	1,826	41	188	7	13
Redding	2,256	2,151	36	217	10	16
Ridgefield	6,902	5,760	20	509	22	27
Rocky Hill	3,243	5,184	50	126	32	11
Roxbury	641	589	3	82	6	7
Salem	802	1,001	9	104	5	7
Salisbury	766	1,290	13	165	10	4
Scotland	312	374	4	59	1	0
Seymour	2,923	3,392	50	340	30	18
Sharon	621	697	5	115	0	7
Shelton	8,678	8,441	83	824	56	39
Sherman	936	809	2	102	7	3
Simsbury	6,492	6,156	39	570	23	28
Somers	2,288	1,860	12	171	14	4
South Windsor	5,091	7,288	49	502	36	17
Southbury	5,477	4,306	31	428	33	31
Southington	7,614	10,977	66	680	57	36
Sprague	496	727	4	74	9	1
Stafford	2,061	3,055	57	302	46	15
Stamford	15,159	27,430	258	1,148	103	125
Sterling	480	538	7	56	3	5
Stonington	3,419	4,944	43	641	40	25
Stratford	9,152	12,310	117	934	84	49
Suffield	3,072	2,924	18	310	7	23
Thomaston	1,696	1,592	17	192	6	12
Thompson	1,628	2,242	41	187	20	12
Tolland	3,035	3,521	34	336	24	21
Torrington	5,843	7,762	89	955	45	37
Trumbull	9,142	8,659	58	555	44	37

Presidential Electors For

Summarized by Town

	Republican Bush and Cheney	Democratic Gore and Lieberman	Concerned Citizens Phillips and Frazier	Green Nader and LaDuke	Reform Buchanan and Foster	Libertarian Browne and Olivier
Union	205	185	1	29	2	1
Vernon	4,831	7,014	43	609	33	28
Voluntown	507	523	7	70	4	8
Wallingford	7,699	11,916	82	928	81	35
Warren	328	300	3	42	2	3
Washington	852	984	3	144	4	10
Waterbury	12,415	18,069	434	1,057	183	69
Waterford	3,577	5,426	54	560	43	25
Watertown	5,214	4,552	64	426	31	25
West Hartford	10,447	21,069	104	1,389	70	69
West Haven	5,344	13,350	179	832	76	24
Westbrook	1,397	1,720	25	165	9	4
Weston	2,332	2,767	4	181	9	21
Westport	5,590	8,304	35	500	16	35
Wethersfield	5,593	8,365	48	547	35	29
Willington	1,036	1,391	36	207	27	11
Wilton	5,316	4,086	20	306	9	14
Winchester	1,712	2,363	29	515	17	7
Windham	2,127	4,895	38	511	30	31
Windsor	4,181	8,770	56	545	34	31
Windsor Locks	2,014	3,251	27	248	28	9
Wolcott	3,526	3,568	50	325	32	13
Woodbridge	1,908	3,001	7	229	5	10
Woodbury	2,702	2,175	11	275	14	10
Woodstock	1,769	1,717	7	260	10	8
	561,094	816,015	9,695	64,452	4,731	3,484

- 4 Votes for Registered Write-in Candidate David Reicher and Edward Wrinn
- 2 Votes for Registered Write-in Candidate Gloria Dawn Strickland and Sharon Marth
- 4 Votes for Registered Write-in Candidate James E. Harris and Margaret Trowe
- 40 Votes for Registered Write-in Candidate John Hagelin and Nat Goldhaber
- 3 Votes for Registered Write-in Candidate Keith Sherman Huber and David John Fiorillo
- 1 Votes for Registered Write-in Candidate Sylvester J. Petway and Maudery Collins

Plurality: 254,921

United States Senator
Summarized by Congressional District

	Republican Phil Giordano	Democratic Joe Lieberman	Concerned Citizens William Kozak, Jr.	Libertarian Wildey J. Moore
CD 1	67,267	143,821	4,491	1,179
CD 2	75,176	136,684	4,894	1,756
CD 3	62,730	150,743	3,617	1,174
CD 4	75,285	127,746	2,836	1,477
CD 5	81,185	132,973	4,749	1,348
CD 6	86,434	136,935	4,922	1,839
	<hr/> 448,077	<hr/> 828,902	<hr/> 25,509	<hr/> 8,773

Plurality: 380,825

United States Senator

Summarized by County

	Republican Phil Giordano	Democratic Joe Lieberman	Concerned Citizens William Kozak, Jr.	Libertarian Willey J. Moore
Fairfield	126,961	199,960	4,702	2,253
Hartford	108,231	214,834	6,931	1,900
Litchfield	30,678	44,841	1,891	858
Middlesex	24,247	43,388	1,189	447
New Haven	91,226	207,670	6,413	1,748
New London	32,754	61,351	2,165	811
Tolland	20,868	33,007	1,191	413
Windham	13,112	23,851	1,027	343
	<hr/> 448,077	<hr/> 828,902	<hr/> 25,509	<hr/> 8,773

Plurality: 380,825

United States Senator

Summarized by Town

	Republican Phil Giordano	Democratic Joe Lieberman	Concerned Citizens William Kozak, Jr.	Libertarian Willey J. Moore
Andover	553	848	34	11
Ansonia	1,881	4,519	136	12
Ashford	629	1,118	59	16
Avon	3,844	4,774	103	52
Barkhamsted	724	919	32	6
Beacon Falls	800	1,396	57	19
Berlin	3,231	5,440	192	36
Bethany	1,003	1,648	42	15
Bethel	3,203	4,410	145	75
Bethlehem	740	1,005	30	40
Bloomfield	1,734	7,081	135	52
Bolton	1,044	1,379	43	12
Bozrah	421	747	29	11
Branford	4,047	8,903	153	63
Bridgeport	5,622	23,006	877	193
Bridgewater	433	545	10	18
Bristol	6,738	14,081	526	124
Brookfield	3,360	3,835	77	53
Brooklyn	885	1,598	63	18
Burlington	1,596	2,321	77	30
Canaan	182	312	6	10
Canterbury	844	1,124	51	14
Canton	1,763	2,483	96	30
Chaplin	337	540	13	11
Cheshire	4,687	8,181	251	68
Chester	555	1,279	27	0
Clinton	2,033	3,674	86	31
Colchester	2,049	3,905	127	26
Colebrook	327	399	13	5
Columbia	889	1,613	45	13
Cornwall	231	480	25	11
Coventry	1,722	2,961	110	32
Cromwell	2,138	3,819	98	24
Danbury	7,311	12,868	369	130
Darien	5,202	3,948	49	61
Deep River	711	1,404	29	12

United States Senator

Summarized by Town

	Republican Phil Giordano	Democratic Joe Lieberman	Concerned Citizens William Kozak, Jr.	Libertarian Wildey J. Moore
Derby	1,349	2,939	128	30
Durham	1,337	1,945	36	25
East Granby	971	1,218	42	24
East Haddam	1,439	2,223	64	11
East Hampton	1,945	3,064	92	31
East Hartford	4,645	11,285	271	114
East Haven	2,802	7,231	200	38
East Lyme	2,738	4,965	128	51
East Windsor	1,460	2,169	112	30
Eastford	328	404	12	5
Easton	1,765	2,002	52	17
Ellington	2,363	3,076	124	47
Enfield	5,853	10,265	374	92
Essex	1,307	2,072	44	22
Fairfield	10,082	15,662	300	165
Farmington	4,498	6,498	151	58
Franklin	314	552	18	7
Glastonbury	6,840	9,447	191	80
Goshen	605	681	23	14
Granby	2,248	2,661	97	35
Greenwich	12,319	13,115	347	187
Griswold	1,129	2,357	103	41
Groton	4,416	7,324	268	109
Guilford	2,599	6,917	114	59
Haddam	1,429	2,237	60	29
Hamden	6,134	16,668	335	110
Hampton	324	484	20	4
Hartford	2,830	20,194	1,360	161
Hartland	509	424	16	7
Harwinton	1,169	1,371	54	17
Hebron	1,594	2,525	65	25
Kent	522	841	22	17
Killingly	1,645	3,085	133	44
Killingworth	1,176	1,825	46	21
Lebanon	1,208	1,746	79	40
Ledyard	2,370	2,907	108	33

United States Senator

Summarized by Town

	Republican Phil Giordano	Democratic Joe Lieberman	Concerned Citizens William Kozak, Jr.	Libertarian Wildey J. Moore
Lisbon	561	1,063	36	14
Litchfield	1,617	2,386	58	70
Lyme	532	709	24	7
Madison	3,744	5,360	100	45
Manchester	7,570	13,492	408	138
Mansfield	1,405	3,784	142	58
Marlborough	1,163	1,726	44	19
Meriden	5,711	13,065	463	127
Middlebury	1,301	1,971	104	13
Middlefield	745	1,400	35	16
Middletown	4,772	11,082	353	122
Milford	7,173	13,998	429	104
Monroe	3,816	4,912	111	56
Montville	2,075	3,995	153	48
Morris	439	605	23	17
Naugatuck	3,401	6,547	328	70
New Britain	4,346	12,070	478	125
New Canaan	5,331	4,070	54	62
New Fairfield	2,920	3,045	92	55
New Hartford	1,334	1,639	68	25
New Haven	3,828	26,356	927	249
New London	1,546	4,793	162	111
New Milford	4,451	5,730	176	109
Newington	4,385	9,186	238	59
Newtown	4,565	6,245	185	76
Norfolk	323	469	21	13
North Branford	1,964	3,711	72	32
North Canaan	520	680	27	10
North Haven	4,115	6,887	141	41
North Stonington	866	1,346	42	25
Norwalk	9,554	18,727	351	214
Norwich	3,142	8,106	349	106
Old Lyme	1,599	2,468	54	22
Old Saybrook	2,083	3,039	80	42
Orange	2,766	4,419	68	35
Oxford	1,825	2,308	102	47

United States Senator

Summarized by Town

	Republican Phil Giordano	Democratic Joe Lieberman	Concerned Citizens William Kozak, Jr.	Libertarian Willey J. Moore
Plainfield	1,527	3,119	131	40
Plainville	2,120	4,344	159	49
Plymouth	1,492	2,649	221	39
Pomfret	685	1,032	45	15
Portland	1,439	2,576	82	38
Preston	734	1,209	44	17
Prospect	1,394	2,555	130	22
Putnam	984	1,858	107	20
Redding	1,781	2,369	53	28
Ridgefield	5,875	6,337	107	55
Rocky Hill	2,858	4,919	126	32
Roxbury	487	674	14	23
Salem	634	1,053	35	13
Salisbury	688	1,293	39	18
Scotland	261	404	12	3
Seymour	2,211	3,651	152	28
Sharon	555	698	21	14
Shelton	6,618	9,278	324	77
Sherman	798	856	19	6
Simsbury	5,326	6,916	178	78
Somers	1,856	1,929	64	24
South Windsor	4,333	7,292	175	50
Southbury	4,257	5,054	115	109
Southington	6,212	11,126	326	104
Sprague	427	720	42	5
Stafford	1,704	2,921	145	37
Stamford	12,378	26,551	493	337
Sterling	339	550	37	8
Stonington	2,629	5,200	172	70
Stratford	6,829	13,087	314	126
Suffield	1,746	2,934	120	29
Thomaston	1,117	1,932	91	33
Thompson	1,108	2,175	157	46
Tolland	2,518	3,602	131	51
Torrington	5,039	7,746	432	84
Trumbull	7,019	9,745	173	91

United States Senator

Summarized by Town

	Republican Phil Giordano	Democratic Joe Lieberman	Concerned Citizens William Kozak, Jr.	Libertarian Willey J. Moore
Union	162	193	13	4
Vernon	4,157	6,761	200	77
Voluntown	370	556	28	15
Wallingford	6,160	12,393	271	96
Warren	256	328	14	18
Washington	573	1,117	41	30
Waterbury	8,249	20,022	1,065	198
Waterford	2,994	5,630	164	40
Watertown	3,411	5,434	244	116
West Hartford	8,850	21,220	373	132
West Haven	4,172	13,301	265	69
Westbrook	1,138	1,749	57	23
Weston	1,895	2,809	36	34
Westport	4,423	8,510	95	116
Wethersfield	4,978	8,082	210	54
Willington	901	1,415	75	22
Wilton	4,295	4,573	79	39
Winchester	1,509	2,360	128	32
Windham	1,726	4,562	128	80
Windsor	3,732	8,148	245	81
Windsor Locks	1,852	3,038	108	25
Wolcott	2,263	4,355	235	30
Woodbridge	1,390	3,315	30	19
Woodbury	1,934	2,548	58	69
Woodstock	1,490	1,798	59	19
	<hr/> 448,077	<hr/> 828,902	<hr/> 25,509	<hr/> 8,773

Plurality: 380,825

Representative in Congress

1

	Republican Bob Backlund	Democratic John B. Larson
Andover	513	924
Berlin	2,907	5,573
Bloomfield	1,580	7,141
Bolton part	990	1,333
Cromwell	1,886	4,009
East Hampton	1,979	3,042
East Hartford	3,890	12,578
East Windsor	1,222	2,512
Glastonbury	5,706	10,734
Hartford	2,728	19,790
Hebron	1,477	2,649
Manchester	7,009	14,259
Marlborough	1,093	1,840
Newington	3,913	9,598
Portland	1,327	2,753
Rocky Hill	2,401	5,252
South Windsor	3,266	8,561
West Hartford	8,021	22,079
Wethersfield	4,139	8,846
Windsor	3,284	8,459
	<hr/> 59,331	<hr/> 151,932

Plurality: 92,601

Representative in Congress

	Republican Rob Simmons	Democratic Sam Gejdenson	Independence Rob Simmons
Ashford	810	1,022	28
Bolton part	72	62	3
Bozrah	636	626	18
Brooklyn	1,338	1,311	49
Canterbury	1,192	903	39
Chaplin	468	448	12
Chester	809	1,072	28
Colchester	2,878	3,247	78
Columbia	1,290	1,294	26
Coventry	2,251	2,598	56
Deep River	963	1,209	26
East Haddam	1,947	1,818	30
East Lyme	4,509	3,517	126
Eastford	441	325	15
Ellington	2,935	2,671	110
Essex	1,814	1,635	38
Franklin	525	406	18
Griswold	1,912	1,888	92
Groton	6,865	5,345	286
Haddam	1,968	1,836	44
Hampton	414	425	16
Killingly	2,361	2,712	102
Lebanon	1,710	1,384	70
Ledyard	4,171	1,891	118
Lisbon	890	795	47
Lyme	780	525	22
Mansfield	1,892	3,918	70
Middletown	5,890	10,316	183
Montville	3,481	2,963	274
New London	2,445	4,267	154
North Stonington	1,790	546	110
Norwich	5,206	6,711	235
Old Lyme	2,402	1,792	43
Old Saybrook	2,777	2,481	55
Plainfield	2,092	2,536	85
Pomfret	946	844	43

Representative in Congress

	Republican Rob Simmons	Democratic Sam Gejdenson	Independence Rob Simmons
Preston	1,303	748	48
Putnam	1,379	1,649	75
Salem	1,080	688	37
Scotland	372	329	6
Sprague	646	559	22
Stafford	2,137	2,620	104
Sterling	533	434	23
Stonington	5,472	2,845	248
Thompson	1,534	1,999	103
Tolland	3,208	3,111	95
Union	202	170	8
Vernon	5,148	5,975	181
Voluntown	616	392	26
Waterford	4,820	4,094	149
Westbrook	1,427	1,507	42
Willington	1,158	1,227	55
Windham	2,472	4,259	128
Woodstock	1,862	1,575	42
	<hr/> 110,239	<hr/> 111,520	<hr/> 4,141

Plurality: 2,860

Total votes for cross-endorsed candidate Rob Simmons 114,380

Representative in Congress

3

	Republican June M. Gold	Democratic Rosa L. DeLauro	Natural Law Gail Dalby
Branford	4,053	9,223	53
Clinton	1,857	3,920	35
Durham	1,197	2,084	28
East Haven	2,524	7,667	37
Guilford	3,343	7,321	68
Hamden	5,918	17,109	115
Killingworth	1,108	1,914	28
Madison	3,810	5,402	52
Middlefield	686	1,493	13
Milford	6,506	15,065	125
New Haven	3,661	26,604	297
North Branford	1,939	3,791	38
North Haven	3,798	7,117	48
Orange	2,601	4,680	32
Stratford	6,349	13,987	102
Wallingford	5,713	13,066	93
West Haven	3,803	13,835	81
Woodbridge part	1,171	2,632	13
	<hr/> 60,037	<hr/> 156,910	<hr/> 1,258

Plurality: 96,873

Representative in Congress

4

	Republican Christopher Shays	Democratic Stephanie Sanchez	Libertarian Daniel Gislao	Independence Frank M. Don
Bridgeport	9,775	19,043	231	153
Darien	7,267	1,997	105	27
Fairfield	16,907	8,770	236	128
Greenwich	16,311	9,732	287	202
Monroe part	5,414	2,277	80	37
New Canaan	7,204	2,149	142	68
Norwalk	15,107	13,136	295	153
Stamford	21,665	17,154	410	196
Trumbull	11,356	5,214	139	50
Westport	8,149	5,000	109	83
	119,155	84,472	2,034	1,097

Plurality: 34,683

Representative in Congress

5

	Republican Mark Nielsen	Democratic Jim Maloney	Concerned Citizens Joseph A. Zdonczyk
Ansonia	2,201	4,243	117
Beacon Falls	966	1,251	52
Bethany	1,290	1,374	48
Bethel	3,898	4,137	114
Brookfield	3,886	3,472	77
Cheshire	6,020	6,802	314
Danbury	8,901	12,307	304
Derby	1,569	2,701	123
Easton	2,227	1,545	38
Meriden	6,157	12,717	565
Middlebury	1,833	1,518	90
Monroe part	545	473	12
Naugatuck	4,291	5,634	330
New Fairfield	3,324	2,918	75
Newtown	5,346	5,679	154
Oxford	2,242	1,957	100
Prospect	1,965	2,029	107
Redding	2,254	2,037	48
Ridgefield	6,776	5,502	159
Seymour	2,648	3,232	134
Shelton	8,014	8,080	308
Southbury part	1,013	686	44
Waterbury	9,732	18,343	1,001
Weston	2,439	2,454	33
Wilton	5,306	3,714	72
Wolcott	2,984	3,616	228
Woodbridge part	402	511	6
	<hr/> 98,229	<hr/> 118,932	<hr/> 4,653

7 Votes for Registered Write-in Candidate John M. Joy

Plurality: 20,703

Representative in Congress

6

	Republican Nancy L. Johnson	Democratic Paul Valenti	Concerned Citizens Timothy A. Knibbs	Green Audrey A. Cole
Avon	6,135	2,289	55	228
Barkhamsted	1,066	503	20	96
Bethlehem	1,137	542	35	77
Bridgewater	684	282	11	47
Bristol	11,404	9,167	401	491
Burlington	3,115	1,180	51	114
Canaan	317	154	8	48
Canton	2,955	1,156	44	234
Colebrook	470	212	10	45
Cornwall	402	240	9	117
East Granby	1,533	642	27	47
Enfield	9,781	5,576	240	371
Farmington	7,413	3,480	145	257
Goshen	972	280	12	72
Granby	3,531	627	52	166
Hartland	649	224	24	45
Harwinton	1,813	670	27	138
Kent	889	465	16	69
Litchfield	2,885	1,036	49	189
Morris	729	295	21	43
New Britain	7,676	8,785	227	438
New Hartford	1,960	943	30	156
New Milford	7,248	2,780	119	329
Norfolk	507	268	9	64
North Canaan	792	376	12	63
Plainville	3,629	2,742	116	167
Plymouth	2,556	1,478	72	128
Roxbury	775	379	9	53
Salisbury	1,182	759	15	113
Sharon	834	377	9	96
Sherman	1,184	449	10	45
Simsbury	8,637	3,046	123	330
Somers	2,749	1,008	51	76
Southbury part	5,002	2,495	73	202
Southington	11,345	5,797	216	327
Suffield	3,999	1,380	63	146

Representative in Congress

	Republican Nancy L. Johnson	Democratic Paul Valenti	Concerned Citizens Timothy A. Knibbs	Green Audrey A. Cole
Thomaston	2,106	884	67	83
Torrington	7,785	4,570	201	681
Warren	406	163	13	27
Washington	1,103	569	11	101
Watertown	5,885	2,822	180	207
Winchester	2,501	1,206	77	295
Windsor Locks	2,868	1,871	70	118
Woodbury	3,089	1,304	41	164
	<hr/> 143,698	<hr/> 75,471	<hr/> 3,071	<hr/> 7,303

Plurality: 68,227

State Senator**1**

		Republican	Democratic John W. Fonfara	Green S. Michael DeRosa			
Hartford	part		10,613	908			
Wethersfield	part		3,029	732			
			<u>13,642</u>	<u>1,640</u>			

Plurality: 12,002

State Senator**2**

		Republican	Democratic Eric Coleman				
Bloomfield	part		4,833				
Hartford	part		9,201				
Windsor	part		4,286				
			<u>18,320</u>				

Plurality: 18,320

State Senator**3**

		Republican Susan G. Kniep	Democratic Gary D. LeBeau				
East Hartford		6,088	10,488				
East Windsor		1,523	2,179				
Ellington	part	1,968	2,330				
South Windsor		4,708	6,701				
		<u>14,287</u>	<u>21,698</u>				

Plurality: 7,411

State Senator**4**

		Republican Ross Garber	Democratic Mary Ann Handley				
Bolton		1,059	1,394				
Glastonbury		7,951	8,629				
Hebron		1,940	2,279				
Manchester		7,797	13,897				
		<u>18,747</u>	<u>26,199</u>				

Plurality: 7,452

State Senator

5

	Republican Bob Lutts	Democratic Kevin B. Sullivan
Bloomfield part	790	2,208
Burlington	1,324	2,647
Farmington	3,957	6,986
West Hartford	7,358	23,036
	<hr/> 13,429	<hr/> 34,877

Plurality: 21,448

State Senator

6

	Republican Art Tolis	Democratic Thomas A. Bozek	Independent Louis J. Marietta
Berlin	3,691	4,896	59
New Britain	3,954	12,184	269
	<hr/> 7,645	<hr/> 17,080	<hr/> 328

Plurality: 9,435

State Senator

7

	Republican John A. Kissel	Democratic
Enfield	10,595	
Somers	2,766	
Suffield	3,950	
Windsor part	3,490	
Windsor Locks	2,965	
	<hr/> 23,766	<hr/>

Plurality: 23,766

State Senator

8

		Republican	Democratic		
		Thomas J. Herlihy			
Avon		5,632			
Barkhamsted		1,083			
Canton		2,691			
Colebrook		483			
East Granby		1,505			
Granby		3,522			
Hartland		694			
Harwinton	part	657			
New Hartford		1,974			
Norfolk		499			
Plymouth	part	1,540			
Simsbury		9,119			
Winchester		2,416			
		<hr/>			
		31,815			

Plurality: 31,815

State Senator

9

		Republican	Democratic		
		John F. Kriedel	Biagio Billy Ciotto		
Cromwell		1,814	4,010		
Middletown	part	1,568	4,105		
Newington		3,190	10,252		
Rocky Hill		2,261	5,367		
Wethersfield	part	2,326	5,935		
		<hr/>	<hr/>		
		11,159	29,669		

Plurality: 18,510

State Senator

10

		Republican	Democratic		
		James O'Connell	Toni N. Harp		
New Haven	part	1,391	12,389		
West Haven	part	1,554	5,057		
		<hr/>	<hr/>		
		2,945	17,446		

Plurality: 14,501

State Senator**11**

		Republican	Democratic
		Edmund W. Duenkel II	Martin M. Looney
East Haven	part	821	2,310
Hamden	part	1,439	5,522
New Haven	part	2,424	13,385
		<hr/>	<hr/>
		4,684	21,217

Plurality: 16,533**State Senator****12**

		Republican	Democratic
		William A. Aniskovich	
Branford		6,447	
East Haven	part	2,507	
Guilford		5,917	
Madison		5,901	
North Branford		3,138	
		<hr/>	<hr/>
		23,910	

Plurality: 23,910**State Senator****13**

		Republican	Democratic
		David Parian	Thomas P. Gaffey
Meriden		3,962	15,017
Middlefield		620	1,541
Middletown	part	2,188	7,157
		<hr/>	<hr/>
		6,770	23,715

Plurality: 16,945**State Senator****14**

		Republican	Democratic
		Win Smith Jr.	Andrew Testo
Milford		12,688	8,642
Orange		4,236	2,909
West Haven	part	4,419	6,007
		<hr/>	<hr/>
		21,343	17,558

Plurality: 3,785

State Senator**15**

		Republican Michael J. McDonald	Democratic Joan V. Hartley
Middlebury		1,772	1,707
Naugatuck	part	2,898	4,786
Prospect		1,809	2,194
Waterbury	part	4,483	10,503
		<u>10,962</u>	<u>19,190</u>

Plurality: 8,228**State Senator****16**

		Republican Stephen R. Somma	Democratic Donald S. Rinaldi
Southington	part	7,303	4,881
Waterbury	part	5,969	7,604
Wolcott		4,201	2,547
		<u>17,473</u>	<u>15,032</u>

Plurality: 2,441**State Senator****17**

		Republican Anthony DeFeo	Democratic Joe Crisco
Ansonia		1,619	4,723
Beacon Falls		756	1,408
Bethany		939	1,760
Derby		1,383	2,891
Hamden	part	4,215	10,930
Naugatuck	part	678	1,361
Seymour	part	492	961
Woodbridge		1,394	3,239
		<u>11,476</u>	<u>27,273</u>

Plurality: 15,797

State Senator

18

	Republican Cathy Welles Cook	Democratic Donald R. Maranell	Green Timothy R. Bowles
Griswold	2,045	1,414	167
Groton	7,601	3,986	488
Lisbon	957	603	71
North Stonington	1,604	566	98
Preston	1,208	558	252
Sprague	694	420	47
Stonington	5,309	2,578	336
Voluntown	641	289	40
	<u>20,059</u>	<u>10,414</u>	<u>1,499</u>

Plurality: 9,645

State Senator

19

	Republican John Paul Mereen	Democratic Edith G. Prague
Andover	444	1,002
Bozrah	402	822
Columbia	612	2,018
Coventry part	634	1,721
Franklin	256	670
Lebanon	957	2,146
Mansfield part	290	1,044
Montville	1,818	4,433
Norwich	3,354	8,429
Salem	611	1,094
	<u>9,378</u>	<u>23,379</u>

Plurality: 14,001

State Senator**20**

	Republican G. Brian Vachris	Democratic Melodie Peters				
East Lyme	2,485	5,308				
Ledyard	2,143	3,591				
New London	1,346	5,069				
Old Lyme	1,465	2,595				
Old Saybrook	1,945	3,125				
Waterford	2,630	6,147				
	<u>12,014</u>	<u>25,835</u>				

Plurality: 13,821**State Senator****21**

	Republican George L. Gunther	Democratic Michael Singh				
Seymour part	2,341	1,545				
Shelton	10,303	5,422				
Stratford	11,985	8,107				
	<u>24,629</u>	<u>15,074</u>				

Plurality: 9,555**State Senator****22**

	Republican Angelina "Lee" Scarpetti	Democratic Bill Finch	Libertarian Carl E. Vassar			
Bridgeport part	4,076	9,913	101			
Monroe part	2,256	2,107	42			
Trumbull	8,205	8,853	119			
	<u>14,537</u>	<u>20,873</u>	<u>262</u>			

Plurality: 6,336**State Senator****23**

	Republican Joe L. Borges	Democratic Alvin W. Penn				
Bridgeport part	2,793	11,990				
	<u>2,793</u>	<u>11,990</u>				

Plurality: 9,197

State Senator**24**

	Republican David J. Capiello	Democratic	Independent David J. Capiello
Bethel	4,653		508
Danbury	11,135		945
New Fairfield	3,990		331
	<u>19,778</u>		<u>1,784</u>

Plurality: 21,562

Total votes for cross-endorsed candidate David J. Capiello 21,562

State Senator**25**

	Republican Robert L. Genuario	Democratic Susan Kohn	Libertarian Joseph C. Bucciarelli
Darien part	4,298	1,198	48
Norwalk	14,025	13,139	412
	<u>18,323</u>	<u>14,337</u>	<u>460</u>

Plurality: 3,986**State Senator****26**

	Republican Judith G. Freedman	Democratic
New Canaan part	4,372	
Redding	2,673	
Ridgefield	8,358	
Weston	3,152	
Westport	7,922	
Wilton	6,403	
	<u>32,880</u>	

Plurality: 32,880**State Senator****27**

	Republican Joseph A. Bongiorno	Democratic George Jepsen
Darien part	1,897	1,431
Stamford part	7,958	18,301
	<u>9,855</u>	<u>19,732</u>

Plurality: 9,877

State Senator

28

	Republican John McKinney	Democratic Felix Giannini
Easton	2,584	1,189
Fairfield	16,170	9,406
Monroe part	2,845	1,534
Newtown	6,833	3,667
	<hr/> 28,432	<hr/> 15,796

Plurality: 12,636

State Senator

29

	Republican Donald E. Williams, Jr.	Democratic
Canterbury		1,135
Killingly		3,435
Mansfield part		3,148
Plainfield		3,114
Putnam		2,228
Scotland		418
Sterling		623
Thompson		2,709
Windham		4,661
		<hr/> 21,471

Plurality: 21,471

State Senator

30

	Republican Andrew Roraback	Democratic Kevin E. Creed
Canaan	343	162
Cornwall	591	183
Goshen	1,181	201
Harwinton part	1,057	532
Kent	796	588
Litchfield	2,783	1,315
Morris	675	391
New Milford part	3,664	2,813
North Canaan	843	369
Salisbury	1,513	567
Sharon	1,007	328
Sherman	995	599
Torrington	8,539	4,538
Warren	382	215
Washington	935	785
	<u>25,304</u>	<u>13,586</u>

Plurality: 11,718

State Senator

31

	Republican Jesse H. Haskell	Democratic Tom Colapietro	Concerned Citizens Robert F. Duncan
Bristol	4,919	15,357	552
Plainville	1,603	4,392	181
Plymouth part	434	1,054	60
Southington part	1,428	2,997	106
	<u>8,384</u>	<u>23,800</u>	<u>899</u>

Plurality: 15,416

State Senator

32

	Republican Louis C. DeLuca	Democratic	Libertarian Richard R. Antico
Bethlehem	1,148		121
Bridgewater	652		48
Brookfield	4,483		288
New Milford part	2,229		196
Oxford	2,725		270
Roxbury	793		74
Southbury	6,314		408
Thomaston	1,964		144
Watertown	5,849		457
Woodbury	3,190		285
	<u>29,347</u>		<u>2,291</u>

Plurality: 27,056

State Senator

33

	Republican Anthony Chirico	Democratic Eileen M. Daily
Chester	588	1,284
Clinton	1,950	3,748
Colchester	1,821	4,108
Deep River	720	1,422
Durham	1,322	1,913
East Haddam	1,291	2,397
East Hampton	1,855	3,103
Essex	1,375	2,066
Haddam	1,438	2,266
Killingworth	1,166	1,793
Lyme	544	717
Marlborough	1,108	1,807
Portland	1,438	2,588
Westbrook	1,002	1,989
	<u>17,618</u>	<u>31,201</u>

Plurality: 13,583

State Senator

34

	Republican Rick Hillegas	Democratic Brian McDermott
Cheshire	5,140	7,618
North Haven	4,491	6,155
Wallingford	6,827	11,672
	<hr/> 16,458	<hr/> 25,445

Plurality: 8,987

State Senator

35

	Republican Tony Guglielmo	Democratic
Ashford	1,112	
Brooklyn	1,476	
Chaplin	522	
Coventry part	1,416	
Eastford	519	
Ellington part	821	
Hampton	501	
Pomfret	1,141	
Stafford	3,484	
Tolland	4,242	
Union	299	
Vernon	6,729	
Willington	1,621	
Woodstock	2,219	
	<hr/> 26,102	<hr/>

Plurality: 26,102

State Senator

36

	Republican William H. Nickerson	Democratic
Greenwich	17,560	
New Canaan part	3,011	
Stamford part	7,032	
	<hr/> 27,603	<hr/>

Plurality: 27,603

State Representative

1

		Republican	Democratic Kenneth P. Green				
Bloomfield	part		2,224				
Hartford	part		2,351				
			<u>4,575</u>				
Plurality: 4,575							

State Representative

2

		Republican	Democratic Barnaby Horton				
Hartford	part		3,025				
			<u>3,025</u>				
Plurality: 3,025							

State Representative

3

		Republican	Democratic Minnie Gonzalez				
Hartford	part		2,201				
			<u>2,201</u>				
Plurality: 2,201							

State Representative

4

		Republican	Democratic Evelyn C. Mantilla				
Hartford	part		2,051				
			<u>2,051</u>				
Plurality: 2,051							

State Representative

5

		Republican	Democratic Marie Lopez Kirkley- Bey				
Hartford	part		2,159				
			<u>2,159</u>				
Plurality: 2,159							

State Representative

6

		Republican	Democratic				
			Art Feltman				
Hartford	part		3,478				
			<u>3,478</u>				
Plurality: 3,478							

State Representative

7

		Republican	Democratic				
			Annette Wheeler Carter				
Hartford	part		2,483				
Windsor	part		2,346				
			<u>4,829</u>				
Plurality: 4,829							

State Representative

8

		Republican	Democratic				
		Robert J. Kleinhans	Patrick J. Flaherty				
Columbia		845	1,701				
Coventry	part	1,384	2,883				
Lebanon	part	527	779				
Vernon	part	1,337	1,697				
		<u>4,093</u>	<u>7,060</u>				
Plurality: 2,967							

State Representative

9

		Republican	Democratic				
		Dennis A. Brenner	Christopher R. Stone				
East Hartford	part	899	2,404				
Glastonbury	part	1,325	2,255				
Manchester	part	1,831	2,699				
		<u>4,055</u>	<u>7,358</u>				
Plurality: 3,303							

State Representative

10

		Republican Dominic Fulco	Democratic Melody A. Currey				
East Hartford	part	1,796	5,304				
		<u>1,796</u>	<u>5,304</u>				

Plurality: 3,508

State Representative

11

		Republican Robert J. Fortier	Democratic Michael A. Christ	Libertarian Richard Connelly			
East Hartford	part	1,867	3,890	89			
		<u>1,867</u>	<u>3,890</u>	<u>89</u>			

Plurality: 2,023

State Representative

12

		Republican David H. Blackwell	Democratic				
Manchester	part	4,917					
		<u>4,917</u>					

Plurality: 4,917

State Representative

13

		Republican Steven B. Ryan	Democratic John W. Thompson				
Manchester	part	2,712	4,996				
		<u>2,712</u>	<u>4,996</u>				

Plurality: 2,284

State Representative

14

		Republican Bill Aman	Democratic Nancy E. Kerensky				
South Windsor		5,269	6,856				
		<u>5,269</u>	<u>6,856</u>				

Plurality: 1,587

State Representative

15

		Republican	Democratic			
		Robert Heagney	Mary U. Eberle			
Bloomfield	part		4,798			
Windsor	part		2,777			
		<hr/>	<hr/>	<hr/>	<hr/>	<hr/>
			7,575			
Plurality: 7,575						

State Representative

16

		Republican	Democratic			
		Robert Heagney				
Simsbury		9,007				
		<hr/>	<hr/>	<hr/>	<hr/>	<hr/>
		9,007				
Plurality: 9,007						

State Representative

17

		Republican	Democratic	Green		
		Wade H. Horsey, II	Jessie Stratton	Thomas J. Sevigny		
Avon		3,897	4,665	230		
Canton		1,486	2,639	431		
		<hr/>	<hr/>	<hr/>	<hr/>	<hr/>
		5,383	7,304	661		
Plurality: 1,921						

State Representative

18

		Republican	Democratic			
		Robert F. Kappes	Andrew M. Fleischmann			
West Hartford	part	2,491	8,381			
		<hr/>	<hr/>	<hr/>	<hr/>	<hr/>
		2,491	8,381			
Plurality: 5,890						

State Representative

19

		Republican	Democratic			
		Robert Farr	Jonathan A. Harris			
West Hartford	part	5,889	5,880			
		<hr/>	<hr/>	<hr/>	<hr/>	<hr/>
		5,889	5,880			
Plurality: 9						

State Representative

20

		Republican	Democratic			
		Lisa K. MacDonald	David McCluskey			
Hartford	part	495	1,673			
West Hartford	part	2,949	4,945			
		<u>3,444</u>	<u>6,618</u>			

Plurality: 3,174

State Representative

21

		Republican	Democratic			
			Demetrios Giannaros			
Farmington			7,744			
Plainville	part		293			
			<u>8,037</u>			

Plurality: 8,037

State Representative

22

		Republican	Democratic			
			Elizabeth "Betty" Boukus			
Bristol	part		1,491			
Plainville	part		4,900			
			<u>6,391</u>			

Plurality: 6,391

State Representative

23

		Republican	Democratic	Concerned Citizens		
		Anthony A. Cane	Theresa B. Gerratana	Stanley J. Wosczyzna		
Berlin	part	156	457	28		
New Britain	part	1,244	4,023	177		
		<u>1,400</u>	<u>4,480</u>	<u>205</u>		

Plurality: 3,080

State Representative 24

		Republican	Democratic				
New Britain	part		David Pudlin	2,717			
				<u>2,717</u>			
Plurality: 2,717							

State Representative 25

		Republican	Democratic				
New Britain	part		John C. Geragosian	2,048			
Newington	part			2,476			
				<u>4,524</u>			
Plurality: 4,524							

State Representative 26

		Republican	Democratic				
		Anthony Tercyak					
New Britain	part			2,360			
				<u>2,360</u>			
Plurality: 2,360							

State Representative 27

		Republican	Democratic				
		Andrzej Golka	Sandy Nafis				
Newington	part			2,343	7,738		
				<u>2,343</u>	<u>7,738</u>		
Plurality: 5,395							

State Representative 28

		Republican	Democratic				
			Paul R. Doyle				
Wethersfield	part			8,539			
				<u>8,539</u>			
Plurality: 8,539							

State Representative**29**

		Republican Stuart A. Webster	Democratic Richard D. Tulisano				
Hartford	part	75	407				
Rocky Hill		2,504	5,270				
Wethersfield	part	584	1,164				
		<u>3,163</u>	<u>6,841</u>				
							Plurality: 3,678

State Representative**30**

		Republican Ann P. Dandrow	Democratic Fred Jortner				
Berlin	part	4,319	4,005				
Southington	part	2,008	1,069				
		<u>6,327</u>	<u>5,074</u>				
							Plurality: 1,253

State Representative**31**

		Republican Sonya (Sonny) Googins	Democratic				
Glastonbury	part	8,829					
		<u>8,829</u>					
							Plurality: 8,829

State Representative**32**

		Republican Mertie L. Terry	Democratic Jim O'Rourke				
Cromwell		2,479	3,605				
Middletown	part	83	295				
Portland		1,353	2,791				
		<u>3,915</u>	<u>6,691</u>				
5 Votes for Registered Write-in Candidate Linda F. Molnar							Plurality: 2,776

State Representative 33

		Republican	Democratic Joseph C. Serra	Libertarian Vincent J. Marotta		
Middletown	part		5,328	334		
			<u>5,328</u>	<u>334</u>		
Plurality: 4,994						

State Representative 34

		Republican Josh Piteo	Democratic Gail K. Hamm			
East Hampton		2,274	2,873			
Haddam		1,743	2,056			
Middletown	part	957	1,648			
		<u>4,974</u>	<u>6,577</u>			
Plurality: 1,603						

State Representative 35

		Republican Dan Gallagher	Democratic Brian O'Connor			
Clinton	part	2,339	2,908			
Essex	part	185	147			
Old Saybrook	part	927	923			
Westbrook		1,262	1,746			
		<u>4,713</u>	<u>5,724</u>			
Plurality: 1,011						

State Representative 36

		Republican Linda T. Douglas	Democratic James Field Spallone			
Chester		696	1,167			
Deep River		841	1,334			
Essex	part	1,511	1,621			
Lyme		658	628			
Old Saybrook	part	1,766	1,615			
		<u>5,472</u>	<u>6,365</u>			
Plurality: 893						

State Representative

37

	Republican Bruce R. Josephy	Democratic Gary Orefice				
East Lyme	3,073	4,886				
Old Lyme	2,057	2,084				
	<u>5,130</u>	<u>6,970</u>				

Plurality: 1,840

State Representative

38

	Republican Jason L. Catala	Democratic Andrea L. Stillman				
New London part	557	1,090				
Waterford	2,667	6,225				
	<u>3,224</u>	<u>7,315</u>				

Plurality: 4,091

State Representative

39

	Republican	Democratic Wade A. Hyslop, Jr.	Libertarian Donald Allen Nicholas			
New London part		3,222	307			
		<u>3,222</u>	<u>307</u>			

Plurality: 2,915

State Representative

40

	Republican	Democratic Nancy DeMarinis				
Groton part		2,982				
New London part		623				
		<u>3,605</u>				

16 Votes for Registered Write-in Candidate Bob Barrows

Plurality: 3,589

State Representative

41

		Republican Lenny T. Winkler	Democratic Michael J. Kindle			
Groton	part	5,586	2,413			
		<u>5,586</u>	<u>2,413</u>			
Plurality: 3,173						

State Representative

42

		Republican Susan Mendenhall	Democratic Mary K. McGrattan			
Groton	part	13	5			
Ledyard		2,973	3,184			
Montville	part	229	316			
		<u>3,215</u>	<u>3,505</u>			
Plurality: 290						

State Representative

43

		Republican Diana S. Urban	Democratic Steven E. Donahue	Libertarian Michael J. Costanza		
North Stonington		904	551	976		
Stonington		3,126	3,445	1,856		
		<u>4,030</u>	<u>3,996</u>	<u>2,832</u>		
Plurality: 34						

State Representative

44

		Republican Michael Caron	Democratic	Libertarian Sandra L. Cote		
Canterbury		1,367		95		
Killingly	part	947		59		
Plainfield		2,946		203		
		<u>5,260</u>		<u>357</u>		
Plurality: 4,903						

State Representative**45**

	Republican	Democratic Steven Mikutel				
Griswold		2,662				
Lisbon	part	619				
Preston		1,265				
Sterling		642				
Voluntown		655				
		<u>5,843</u>				

Plurality: 5,843**State Representative****46**

	Republican Peter A. Nystrom	Democratic Dianne Ondusko	Libertarian William H. Russell			
Norwich	part	3,626	3,015	63		
		<u>3,626</u>	<u>3,015</u>	<u>63</u>		

Plurality: 611**State Representative****47**

	Republican	Democratic Jack Malone				
Lisbon	part	461				
Norwich	part	3,724				
Scotland		409				
Sprague		738				
		<u>5,332</u>				

Plurality: 5,332**State Representative****48**

	Republican Paul Maxwell	Democratic Linda A. Orange				
Colchester	2,342	3,826				
East Haddam	1,419	2,326				
Salem	611	1,105				
	<u>4,372</u>	<u>7,257</u>				

Plurality: 2,885

State Representative

49

	Republican	Democratic	Libertarian	Independent
		Walter Pawelkiewicz	William L. Rood	Matthew A. Piolunek
Windham		4,490	896	266
		<u>4,490</u>	<u>896</u>	<u>266</u>

Plurality: 3,594

State Representative

50

	Republican	Democratic
		Jefferson B. Davis
Brooklyn		1,787
Chaplin		536
Eastford		446
Hampton		562
Killingly part		1,435
Pomfret		1,257
		<u>6,023</u>

Plurality: 6,023

State Representative

51

	Republican	Democratic
		Shawn T. Johnston
Killingly part		1,078
Putnam		2,363
Thompson		2,754
		<u>6,195</u>

Plurality: 6,195

State Representative

52

	Republican	Democratic
	Allen Bacchiochi	John D. Mordasky
Somers part	1,036	876
Stafford	2,511	2,671
Union	168	227
Woodstock	1,516	1,878
	<u>5,231</u>	<u>5,652</u>

Plurality: 421

State Representative

53

	Republican	Democratic Michael J. Cardin				
Ashford		1,277				
Coventry	part	415				
Tolland		4,560				
Willington		1,641				
		<u>7,893</u>				
Plurality: 7,893						

State Representative

54

	Republican	Democratic Denise Merrill				
Mansfield		4,506				
		<u>4,506</u>				
Plurality: 4,506						

State Representative

55

	Republican Pamela Z. Sawyer	Democratic				
Andover	1,023					
Bolton	1,847					
Hebron	2,856					
Marlborough	2,065					
Vernon	part 711					
	<u>8,502</u>					
Plurality: 8,502						

State Representative

56

	Republican Jason L. McCoy	Democratic Claire Janowski	Petitioning Candidate David A. Moore			
Vernon	part 3,170	4,025	60			
	<u>3,170</u>	<u>4,025</u>	<u>60</u>			
Plurality: 855						

State Representative

57

	Republican	Democratic					
East Windsor		2,566					
Ellington		3,784					
		<u>6,350</u>					
Plurality: 6,350							

State Representative

58

	Republican	Democratic					
Enfield	part	4,626					
		<u>4,626</u>					
Plurality: 4,626							

State Representative

59

	Republican	Democratic					
Enfield	part	3,971					
Somers	part	1,167					
		<u>5,138</u>					
Plurality: 5,138							

State Representative

60

	Republican	Democratic					
Enfield	part	1,465	2,188				
Windsor Locks		1,783	3,160				
		<u>3,248</u>	<u>5,348</u>				
Plurality: 2,100							

State Representative

61

		Republican	Democratic				
		Ruth C. Fahrbach					
East Granby	part	47					
Suffield		4,006					
Windsor	part	3,011					
		<u>7,064</u>					

11 Votes for Registered Write-in Candidate Adam Gutcheon

Plurality: 7,053

State Representative

62

		Republican	Democratic				
		Richard F. Ferrari					
Barkhamsted		1,084					
East Granby	part	1,523					
Granby		3,552					
New Hartford		2,015					
		<u>8,174</u>					

Plurality: 8,174

State Representative

63

		Republican	Democratic				
		F. Philip Prelli					
Canaan		334					
Colebrook		536					
Hartland		706					
Norfolk		541					
North Canaan		851					
Winchester		2,886					
		<u>5,854</u>					

Plurality: 5,854

State Representative

64

	Republican John Morris	Democratic Roberta B. Willis				
Cornwall	264	493				
Goshen	895	458				
Salisbury	722	1,379				
Sharon	631	681				
Torrington	part 2,701	2,822				
	<u>5,213</u>	<u>5,833</u>				

Plurality: 620

State Representative

65

	Republican Patricia L. Dupret	Democratic John S. Kovaleski	Green Thomas P. Ethier			
Torrington	part 3,184	3,691	923			
	<u>3,184</u>	<u>3,691</u>	<u>923</u>			

Plurality: 507

State Representative

66

	Republican Craig A. Miner	Democratic Thomas C. O'Neil	Libertarian George C. Eggert			
Bethlehem	785	923	126			
Litchfield	part 2,335	949	78			
Morris	679	358	39			
Warren	349	222	18			
Woodbury	2,365	1,970	118			
	<u>6,513</u>	<u>4,422</u>	<u>379</u>			

Plurality: 2,091

State Representative

67

	Republican Clark J. Chapin	Democratic Richard P. Levy	Libertarian Robert E. Kinney			
Kent	629	756	25			
New Milford	part 4,407	3,264	154			
	<u>5,036</u>	<u>4,020</u>	<u>179</u>			

Plurality: 1,016

State Representative

68

		Republican Brian J. Flaherty	Democratic Alan Mickel				
Middlebury	part	874	299				
Watertown		7,002	1,999				
		<u>7,876</u>	<u>2,298</u>				

Plurality: 5,578

State Representative

69

		Republican Arthur J. O'Neill	Democratic				
Bridgewater		688					
Roxbury		823					
Southbury	part	6,038					
Washington		1,083					
		<u>8,632</u>					

Plurality: 8,632

State Representative

70

		Republican Kevin M. DelGobbo	Democratic Mary Lynch Sullivan				
Naugatuck	part	5,263	2,263				
		<u>5,263</u>	<u>2,263</u>				

Plurality: 3,000

State Representative

71

		Republican Anthony J. D'Amelio	Democratic Tom Brophy				
Waterbury	part	4,158	3,016				
		<u>4,158</u>	<u>3,016</u>				

Plurality: 1,142

State Representative

72

		Republican	Democratic				
Waterbury	part	Richard John Cam	Reginald G. Beamon	873	3,363	_____	_____
		<u>873</u>	<u>3,363</u>				

Plurality: 2,490

State Representative

73

		Republican	Democratic				
Waterbury	part	Catherine N. Awwad	Jeffrey J. Berger	2,851	4,410	_____	_____
		<u>2,851</u>	<u>4,410</u>				

Plurality: 1,559

State Representative

74

		Republican	Democratic				
Waterbury	part		Michael J. Jarjura		5,127	_____	_____
			<u>5,127</u>				

Plurality: 5,127

State Representative

75

		Republican	Democratic				
Waterbury	part	Michael A. Gimmelli	Thomas F. Conway	863	2,740	_____	_____
		<u>863</u>	<u>2,740</u>				

Plurality: 1,877

State Representative**76**

		Republican John Piscopo	Democratic Robert M. Sussdorff
Burlington		2,381	1,593
Harwinton		1,807	738
Litchfield	part	568	231
Thomaston		2,341	809
		<u>7,097</u>	<u>3,371</u>

Plurality: 3,726**State Representative****77**

		Republican Thomas J. DeForge	Democratic Roger B. Michele
Bristol	part	2,265	6,408
		<u>2,265</u>	<u>6,408</u>

Plurality: 4,143**State Representative****78**

		Republican William A. Hamzy	Democratic
Bristol	part	2,417	
Plymouth		3,119	
		<u>5,536</u>	

Plurality: 5,536**State Representative****79**

		Republican Derek R. Jerome	Democratic Kosta Diamantis
Bristol	part	1,938	4,741
Southington	part	206	210
		<u>2,144</u>	<u>4,951</u>

Plurality: 2,807

State Representative

80

		Republican Dennis H. Cleary	Democratic				
Southington	part	2,416					
Wolcott		4,410					
		<u>6,826</u>					
Plurality: 6,826							

State Representative

81

		Republican Barbara Morelli	Democratic Christopher Murphy				
Southington	part	3,268	7,016				
		<u>3,268</u>	<u>7,016</u>				
Plurality: 3,748							

State Representative

82

		Republican Francis R. Barillaro	Democratic Emil "Buddy" Altobello				
Meriden	part	2,559	4,985				
Middlefield	part	329	630				
		<u>2,888</u>	<u>5,615</u>				
Plurality: 2,727							

State Representative

83

		Republican Len Suzio	Democratic Jim Abrams				
Meriden	part	2,245	4,344				
Wallingford	part	1,320	1,593				
		<u>3,565</u>	<u>5,937</u>				
Plurality: 2,372							

State Representative

84

		Republican Robert Clermont	Democratic Christopher G. Donovan	Libertarian Arline J. Dunlop			
Meriden	part	1,204	3,754	91			
		<u>1,204</u>	<u>3,754</u>	<u>91</u>			

Plurality: 2,550

State Representative

85

		Republican Jerry Farrell, Jr.	Democratic Mary M. Mushinsky				
Wallingford	part	4,145	5,560				
		<u>4,145</u>	<u>5,560</u>				

Plurality: 1,415

State Representative

86

		Republican Robert M. Ward	Democratic				
East Haven	part	767					
Guilford	part	885					
North Branford		3,559					
		<u>5,211</u>					

Plurality: 5,211

State Representative

87

		Republican E. Richard Wilson	Democratic Steve Fontana				
Hamden	part	874	2,118				
North Haven	part	3,417	5,124				
		<u>4,291</u>	<u>7,242</u>				

Plurality: 2,951

State Representative

88

		Republican	Democratic				
			Nancy Beals				
Hamden	part		4,894				
New Haven	part		592				
North Haven	part		1,749				
			<u>7,235</u>				

Plurality: 7,235

State Representative

89

		Republican	Democratic				
		Gwenn Talmadge Fischer	Vickie Orsini Nardello				
Bethany		977	1,728				
Cheshire	part	1,447	3,071				
Prospect		1,911	2,258				
		<u>4,335</u>	<u>7,057</u>				

Plurality: 2,722

State Representative

90

		Republican	Democratic				
		Andrew Falvey	Mary G. Fritz				
Cheshire	part	2,245	4,020				
Wallingford	part	1,109	2,710				
		<u>3,354</u>	<u>6,730</u>				

Plurality: 3,376

State Representative

91

		Republican	Democratic				
			Peter F. Villano				
Hamden	part		6,252				
			<u>6,252</u>				

Plurality: 6,252

State Representative

92

		Republican Dino L. Cortina	Democratic Patricia Dillon	Green Tony Santini			
New Haven	part	691	5,181	253			
		<u>691</u>	<u>5,181</u>	<u>253</u>			

Plurality: 4,490

State Representative

93

		Republican Clifford M. Templeton	Democratic Howard C. Scipio				
New Haven	part	348	3,738				
		<u>348</u>	<u>3,738</u>				

Plurality: 3,390

State Representative

94

		Republican Thomas B. Fagan	Democratic William R. Dyson				
New Haven	part	373	3,584				
		<u>373</u>	<u>3,584</u>				

Plurality: 3,211

State Representative

95

		Republican Michael L. Bruno	Democratic John S. Martinez				
New Haven	part	501	4,511				
		<u>501</u>	<u>4,511</u>				

Plurality: 4,010

State Representative

96

		Republican	Democratic Cameron C. Staples				
New Haven	part		3,947				
			<u>3,947</u>				

Plurality: 3,947

State Representative**97**

		Republican Chris DePino	Democratic Robert W. Megna			
New Haven	part	2,922	3,319			
		<u>2,922</u>	<u>3,319</u>			
Plurality: 397						

State Representative**98**

		Republican	Democratic Patricia M. Widlitz	Libertarian Ned Vare		
Branford	part		1,406	36		
Guilford	part		6,487	398		
			<u>7,893</u>	<u>434</u>		
Plurality: 7,459						

State Representative**99**

		Republican Loria S. Jaffe	Democratic Michael P. Lawlor			
Branford	part	108	318			
East Haven	part	2,289	5,865			
		<u>2,397</u>	<u>6,183</u>			
Plurality: 3,786						

State Representative**100**

		Republican Dawn M. Adams	Democratic Theodore V. Raczka	Libertarian James Madison		
Durham		1,954	1,379	28		
Middlefield	part	518	705	2		
Middletown	part	2,065	3,685	56		
		<u>4,537</u>	<u>5,769</u>	<u>86</u>		
Plurality: 1,232						

State Representative**101**

		Republican Peter Metz	Democratic			
Clinton	part	293				
Killingworth		1,711				
Madison		5,977				
		<hr/>				
		7,981				
						Plurality: 7,981

State Representative**102**

		Republican Kim A. Conlin	Democratic Peter J. Panaroni, Jr.			
Branford	part	4,155	6,562			
		<hr/>	<hr/>			
		4,155	6,562			
						Plurality: 2,407

State Representative**103**

		Republican Al Adinolfi	Democratic J. Brendan Sharkey			
Cheshire	part	1,493	835			
Hamden	part	2,527	3,415			
Wallingford	part	1,278	1,232			
		<hr/>	<hr/>			
		5,298	5,482			
						Plurality: 184

State Representative**104**

		Republican Brad Tobin	Democratic Vincent J. Tonucci			
Ansonia	part	1,325	4,292			
Derby	part	468	1,360			
		<hr/>	<hr/>			
		1,793	5,652			
						Plurality: 3,859

State Representative

105

		Republican Len Greene	Democratic Samuel S. Mirlis
Ansonia	part	280	494
Beacon Falls		1,649	623
Seymour		3,340	2,553
		<u>5,269</u>	<u>3,670</u>

Plurality: 1,599

State Representative

106

		Republican Julia B. Wasserman	Democratic	Independent Julia B. Wasserman
Bethel	part	4,279		378
Newtown	part	4,721		593
		<u>9,000</u>		<u>971</u>

Plurality: 9,971

Total votes for cross-endorsed candidate Julia B. Wasserman 9,971

State Representative

107

		Republican David A. Scribner	Democratic Louise F. Trojanowski- Marconi	Independent Judy S. Bolt
Bethel	part	1,848	1,330	56
Brookfield		4,580	2,505	74
		<u>6,428</u>	<u>3,835</u>	<u>130</u>

Plurality: 2,593

State Representative

108

		Republican Mary Ann Carson	Democratic Joe Ribeiro	Independent Joe Ribeiro
New Fairfield		4,760	1,376	81
New Milford	part	1,628	890	45
Sherman		1,141	512	6
		<u>7,529</u>	<u>2,778</u>	<u>132</u>

Plurality: 4,619

Total votes for cross-endorsed candidate Joe Ribeiro 2,910

State Representative

109

		Republican William S. Warfield	Democratic Lew Wallace	Independent William S. Warfield			
Danbury	part	2,512	5,248	77			
		<u>2,512</u>	<u>5,248</u>	<u>77</u>			
Total votes for cross-endorsed candidate William S. Warfield				2,589			Plurality: 2,659

State Representative

110

		Republican Charles McNamara	Democratic Bob Godfrey	Independent Charles McNamara			
Danbury	part	1,495	2,941	69			
		<u>1,495</u>	<u>2,941</u>	<u>69</u>			
Total votes for cross-endorsed candidate Charles McNamara				1,564			Plurality: 1,377

State Representative

111

		Republican John H. Frey	Democratic				
Ridgefield		8,801					
		<u>8,801</u>					
							Plurality: 8,801

State Representative

112

		Republican Pat Shea	Democratic Joseph Ziehl				
Monroe		5,455	3,358				
Newtown	part	1,834	1,007				
		<u>7,289</u>	<u>4,365</u>				
							Plurality: 2,924

State Representative

113

		Republican Richard O. Beiden	Democratic James E. Oraziatti				
Shelton	part	5,935	4,465				
		<u>5,935</u>	<u>4,465</u>				
							Plurality: 1,470

State Representative**114**

		Republican Themis Klarides	Democratic Walter M. Spader Jr.	Orange Taxpayers' Daniel V. Presnick
Derby	part	1,432	1,122	11
Orange	part	2,561	1,529	52
Woodbridge		2,557	2,157	6
		<u>6,550</u>	<u>4,808</u>	<u>69</u>

Plurality: 1,742**State Representative****115**

		Republican Paul M. Frosolone	Democratic Stephen D. Dargan
West Haven	part	1,555	5,431
		<u>1,555</u>	<u>5,431</u>

Plurality: 3,876**State Representative****116**

		Republican John C. Dillman	Democratic Louis P. Esposito, Jr.
West Haven	part	1,552	4,399
		<u>1,552</u>	<u>4,399</u>

Plurality: 2,847**State Representative****117**

		Republican Ray Collins	Democratic Robert Sandella
Milford	part	2,162	1,255
Orange	part	1,676	1,336
West Haven	part	1,988	2,438
		<u>5,826</u>	<u>5,029</u>

Plurality: 797

State Representative

118

Republican
Vincent Ditchkus, Jr. Democratic
James A. Amann

Milford	part	3,400	5,528	_____	_____	_____	_____
		<u>3,400</u>	<u>5,528</u>				

Plurality: 2,128

State Representative

119

Republican
John Ludtke Democratic
Richard F. Roy

Milford	part	3,662	5,611	_____	_____	_____	_____
		<u>3,662</u>	<u>5,611</u>				

Plurality: 1,949

State Representative

120

Republican
John A. Harkins Democratic
Richard P. Brown Jr.

Stratford	part	5,879	3,631	_____	_____	_____	_____
		<u>5,879</u>	<u>3,631</u>				

Plurality: 2,248

State Representative

121

Republican
Casimir A. Mizera Democratic
Terry Backer

Stratford	part	1,706	5,491	_____	_____	_____	_____
		<u>1,706</u>	<u>5,491</u>				

Plurality: 3,785

State Representative

122

Republican
Lawrence G. Miller Democratic

Shelton	part	3,867		_____	_____	_____	_____
Stratford	part	2,098		_____	_____	_____	_____
Trumbull	part	1,250		_____	_____	_____	_____
		<u>7,215</u>					

Plurality: 7,215

State Representative

123

		Republican	Democratic				
		T. R. Rowe	Stacy Lynn Werner				
Trumbull	part	6,603	4,562				
		<u>6,603</u>	<u>4,562</u>				
Plurality: 2,041							

State Representative

124

		Republican	Democratic				
		Vallorie L. Clark	Ernest E. Newton II				
Bridgeport	part	503	2,960				
		<u>503</u>	<u>2,960</u>				
Plurality: 2,457							

State Representative

125

		Republican	Democratic				
		Janet G. Clement	Robert T. Keeley, Jr.				
Bridgeport	part	1,064	4,176				
		<u>1,064</u>	<u>4,176</u>				
Plurality: 3,112							

State Representative

126

		Republican	Democratic				
		Will Smith	Christopher L. Caruso				
Bridgeport	part	727	4,590				
		<u>727</u>	<u>4,590</u>				
Plurality: 3,863							

State Representative

127

		Republican	Democratic				
		Veronica Cassell-Vaz	Jacqueline M. Cocco				
Bridgeport	part	998	3,721				
Fairfield	part	1,146	2,190				
		<u>2,144</u>	<u>5,911</u>				
Plurality: 3,767							

State Representative**128**

		Republican	Democratic			
		Evelyn Barboza	Lydia N. Martinez			
Bridgeport	part	335	2,102	_____	_____	_____
		<u>335</u>	<u>2,102</u>	_____	_____	_____
Plurality: 1,767						

State Representative**129**

		Republican	Democratic			
		Georgiana W. Weldon	Lee Samowitz			
Bridgeport	part	1,302	4,030	_____	_____	_____
		<u>1,302</u>	<u>4,030</u>	_____	_____	_____
Plurality: 2,728						

State Representative**130**

		Republican	Democratic			
		Jose L. Quiroga	Felipe Reinoso			
Bridgeport	part	414	2,121	_____	_____	_____
		<u>414</u>	<u>2,121</u>	_____	_____	_____
Plurality: 1,707						

State Representative**131**

		Republican	Democratic	Petitioning Candidate		
		Ronald S. San Angelo		Jay Halpern		
Middlebury	part	1,364		210	_____	_____
Naugatuck	part	1,879		81	_____	_____
Oxford		2,698		621	_____	_____
Southbury	part	546		59	_____	_____
		<u>6,487</u>	_____	<u>971</u>	_____	_____
Plurality: 5,516						

State Representative

132

		Republican Carl J. Dickman	Democratic	Independent Carl J. Dickman			
Fairfield	part	6,497	_____	323	_____	_____	_____
		<u>6,497</u>		<u>323</u>			
Total votes for cross-endorsed candidate Carl J. Dickman				6,820			

Plurality: 6,820

State Representative

133

		Republican Cathy C. Tymniak	Democratic	Natural Law Terry M. Nevas			
Fairfield	part	3,368		1,119			
Weston	part	1,007		55			
Westport	part	3,647		383			
		<u>8,022</u>		<u>1,557</u>			

Plurality: 6,465

State Representative

134

		Republican John E. Stone, Jr.	Democratic Ellery E. Plotkin				
Fairfield	part	4,002	3,413				
Trumbull	part	2,016	1,529				
		<u>6,018</u>	<u>4,942</u>				

Plurality: 1,076

State Representative

135

		Republican John E. Stripp	Democratic				
Easton		2,567					
Newtown	part	789					
Redding		2,621					
Weston	part	2,052					
		<u>8,029</u>					

Plurality: 8,029

State Representative

136

		Republican Ken Bernhard	Democratic William L. Scheffler
Norwalk	part	2,181	1,989
Westport	part	3,842	2,833
		<u>6,023</u>	<u>4,822</u>

Plurality: 1,201

State Representative

137

		Republican Joanne T. Romano	Democratic Alex A. Knopp
Norwalk	part	2,074	4,982
		<u>2,074</u>	<u>4,982</u>

Plurality: 2,908

State Representative

138

		Republican Mark Boughton	Democratic David Furtado	Independent Mark Boughton
Danbury	part	5,129	2,755	259
		<u>5,129</u>	<u>2,755</u>	<u>259</u>

Plurality: 2,633

Total votes for cross-endorsed candidate Mark Boughton 5,388

State Representative

139

		Republican	Democratic Kevin Ryan
Bozrah			881
Franklin			626
Lebanon	part		1,167
Montville	part		4,288
			<u>6,962</u>

Plurality: 6,962

State Representative

140

		Republican	Democratic			
		Charlie Reyes	Joseph D. Clemmons			
Norwalk	part	1,275	4,037	_____	_____	_____
		<u>1,275</u>	<u>4,037</u>	_____	_____	_____

Plurality: 2,762

State Representative

141

		Republican	Democratic			
		John J. Ryan	Peter J. F. Hussey			
Darien		7,035	1,868	_____	_____	_____
Norwalk	part	1,221	952	_____	_____	_____
		<u>8,256</u>	<u>2,820</u>	_____	_____	_____

Plurality: 5,436

State Representative

142

		Republican	Democratic	Green		
		Lawrence F. Cafero, Jr.		Paul F. Bassler		
Norwalk	part	5,503		666	_____	_____
Wilton	part	835		102	_____	_____
		<u>6,338</u>	_____	<u>768</u>	_____	_____

Plurality: 5,570

State Representative

143

		Republican	Democratic			
		Antonietta Toni Boucher				
New Canaan	part	3,579		_____	_____	_____
Wilton	part	5,637		_____	_____	_____
		<u>9,216</u>	_____	_____	_____	_____

Plurality: 9,216

State Representative

144

		Republican	Democratic			
			John Wayne Fox			
Stamford	part		6,048			
			<u>6,048</u>			
Plurality: 6,048						

State Representative

145

		Republican	Democratic			
		Gene Kevin Davis	Christel H. Truglia			
Stamford	part	1,062	3,250			
		<u>1,062</u>	<u>3,250</u>			
Plurality: 2,188						

State Representative

146

		Republican	Democratic			
			Moira K. Lyons			
Stamford	part		5,560			
			<u>5,560</u>			
Plurality: 5,560						

State Representative

147

		Republican	Democratic			
		Michael Fedele				
New Canaan	part	3,754				
Stamford	part	3,875				
		<u>7,629</u>				
Plurality: 7,629						

State Representative

148

		Republican	Democratic			
		Richard H. G. Cunningham	Anne B. McDonald			
Stamford	part	1,902	4,546			
		<u>1,902</u>	<u>4,546</u>			
Plurality: 2,644						

State Representative

149

		Republican	Democratic				
		Livvy R. Floren					
Greenwich	part	3,928					
Stamford	part	2,724					
		<u>6,652</u>					
Plurality: 6,652							

State Representative

150

		Republican	Democratic				
		Lile R. Gibbons					
Greenwich	part	5,966					
		<u>5,966</u>					
Plurality: 5,966							

State Representative

151

		Republican	Democratic				
		Claudia M. Powers					
Greenwich	part	7,328					
		<u>7,328</u>					
Plurality: 7,328							

Registrar of Voters

Andover

Republican
Louise F. Parkington

Democratic
Beverly W. Bennett

Andover

698

633

698

633

Registrar of Voters

Ansonia

Republican
Hazel T. Hummel

Democratic
John Erlingheuser

Ansonia

2,370

4,029

2,370

4,029

Registrar of Voters

Ashford

Republican
Sue A. Cowen

Democratic
Kevin T. A. McCarthy

Ashford

736

978

736

978

Registrar of Voters

Avon

Republican
Ann L. Dearstynne

Democratic
Marilyn B. Dumas

Avon

4,364

3,612

4,364

3,612

Registrar of Voters

Barkhamsted

Republican
Susan L. Day

Democratic
Carmella M. Lattizori

Barkhamsted

789

824

789

824

Registrar of Voters**Beacon Falls**

	Republican Helen K. Mis	Democratic Katharine K. Grace				
Beacon Falls	1,135	1,028				
	<u>1,135</u>	<u>1,028</u>				

Registrar of Voters**Berlin**

	Republican Elizabeth A. Tedeschi	Democratic John F. Miller				
Berlin	4,107	4,035				
	<u>4,107</u>	<u>4,035</u>				

Registrar of Voters**Bethel**

	Republican Mary H. Legnard	Democratic Mary R. O'Leary	Independent Suzanne M. Fand			
Bethel	3,616	3,663	234			
	<u>3,616</u>	<u>3,663</u>	<u>234</u>			

Registrar of Voters**Bethlehem**

	Republican Ellen R. Samoska	Democratic Anne-Marie Mastroianni				
Bethlehem	1,036	672				
	<u>1,036</u>	<u>672</u>				

Registrar of Voters**Bloomfield**

	Republican Barbara L. Reisner	Democratic Yvonne L. Sharp				
Bloomfield	2,095	6,139				
	<u>2,095</u>	<u>6,139</u>				

Registrar of Voters**Bolton**

	Republican Douglas T. Cheney	Democratic Monita Hebert				
Bolton	1,350	944				
	<u>1,350</u>	<u>944</u>				

Registrar of Voters**Branford**

	Republican Marion E. Burkard	Democratic Marianne E. Kelly				
Branford	4,665	7,420				
	<u>4,665</u>	<u>7,420</u>				

Registrar of Voters**Bridgeport**

	Republican Robert A. Dortenzio	Democratic Lucille E. Bruno				
Bridgeport	5,987	21,045				
	<u>5,987</u>	<u>21,045</u>				

Registrar of Voters**Bridgewater**

	Republican Lois S. Carreira	Democratic Gabrielle S. Adler				
Bridgewater	561	382				
	<u>561</u>	<u>382</u>				

Registrar of Voters**Bristol**

	Republican Ellie Klapatch	Democratic Robert A. Badal				
Bristol	9,681	10,075				
	<u>9,681</u>	<u>10,075</u>				

Registrar of Voters**Brookfield**

	Republican Karen J. Nindorf	Democratic Dorothy A. Dori				
Brookfield	3,942	2,770				
	<u>3,942</u>	<u>2,770</u>				

Registrar of Voters**Brooklyn**

	Republican Cassandra L. Leach	Democratic Janet K. St. Jean				
Brooklyn	1,057	1,312				
	<u>1,057</u>	<u>1,312</u>				

Registrar of Voters**Canterbury**

	Republican Jean H. McKinley	Democratic Loreen F. Hegan				
Canterbury	1,019	861				
	<u>1,019</u>	<u>861</u>				

Registrar of Voters**Canton**

	Republican Jennifer L. Dougherty	Democratic James M. Keane				
Canton	2,012	1,973				
	<u>2,012</u>	<u>1,973</u>				

Registrar of Voters**Chaplin**

	Republican Doris B. Silliman	Democratic Geraldine A. Helmer				
Chaplin	439	412				
	<u>439</u>	<u>412</u>				

Registrar of Voters

Cheshire

	Republican	Democratic				
	Richard J. Abbate	Judy A. Cunningham				
Cheshire	5,575	6,894				
	<u>5,575</u>	<u>6,894</u>				

Registrar of Voters

Chester

	Republican	Democratic				
	Katherine M. Marsh	Charlene O. Janacek				
Chester	650	1,160				
	<u>650</u>	<u>1,160</u>				

Registrar of Voters

Clinton

	Republican	Democratic				
	Kimberly A. Neri	June D. Hanson				
Clinton	2,329	3,156				
	<u>2,329</u>	<u>3,156</u>				

Registrar of Voters

Colchester

	Republican	Democratic				
	Elizabeth S. Wagner	Dorothy A. Mrowka				
Colchester	2,484	3,247				
	<u>2,484</u>	<u>3,247</u>				

Registrar of Voters

Colebrook

	Republican	Democratic				
	Beverly A. Bucy	Louise F. Carper				
Colebrook	434	224				
	<u>434</u>	<u>224</u>				

Registrar of Voters

Columbia

Republican
Astrid S. Belanger

Democratic
Kate W. Haakonsen

Columbia	1,342	1,122	_____	_____	_____	_____
	<u>1,342</u>	<u>1,122</u>				

Registrar of Voters

Cornwall

Republican
Virginia B. Potter

Democratic
Jayne Wingard
Ridgway

Cornwall	373	382	_____	_____	_____	_____
	<u>373</u>	<u>382</u>				

Registrar of Voters

Coventry

Republican
Blanche F. Strater

Democratic
Marjorie L. Roach

Coventry	1,685	2,809	_____	_____	_____	_____
	<u>1,685</u>	<u>2,809</u>				

Registrar of Voters

Cromwell

Republican
Mary B. Amenta

Democratic
Sharon A. Ramsay

Cromwell	3,044	2,839	_____	_____	_____	_____
	<u>3,044</u>	<u>2,839</u>				

Registrar of Voters

Danbury

Republican
Jean Natale

Democratic
Margaret F. Gallo

Danbury	8,411	10,479	_____	_____	_____	_____
	<u>8,411</u>	<u>10,479</u>				

Registrar of Voters**Darien**

	Republican Donald Paul Smith	Democratic Thomas R. Dunn				
Darien	5,744	2,522				
	<u>5,744</u>	<u>2,522</u>				

Registrar of Voters**Deep River**

	Republican Frances T. Struckus	Democratic Joanne P. Grabek				
Deep River	1,036	1,063				
	<u>1,036</u>	<u>1,063</u>				

Registrar of Voters**Derby**

	Republican Ernestine Gaudio	Democratic Louise Pitney				
Derby	1,473	2,624				
	<u>1,473</u>	<u>2,624</u>				

Registrar of Voters**Durham**

	Republican Virginia L. Saleski	Democratic Natalie A. H. Church				
Durham	1,478	1,676				
	<u>1,478</u>	<u>1,676</u>				

Registrar of Voters**East Granby**

	Republican T. Rusnock	Democratic Virginia N. Howard				
East Granby	1,113	970				
	<u>1,113</u>	<u>970</u>				

Registrar of Voters

East Haddam

	Republican Joan Osalza	Democratic Joyce Simon				
East Haddam	1,551	1,986				
	<u>1,551</u>	<u>1,986</u>				

Registrar of Voters

East Hampton

	Republican Jane S. Christopher	Democratic Kathleen Nowakowski				
East Hampton	2,171	2,506				
	<u>2,171</u>	<u>2,506</u>				

Registrar of Voters

East Hartford

	Republican Mary J. Mourey	Democratic Margaret A. Byrnes				
East Hartford	4,676	10,529				
	<u>4,676</u>	<u>10,529</u>				

Registrar of Voters

East Haven

	Republican Donna C. Norman	Democratic Janet A. Cianelli				
East Haven	3,120	6,377				
	<u>3,120</u>	<u>6,377</u>				

Registrar of Voters

Easton

	Republican Eunice K. Hanson	Democratic Nicholas V. Soares, Jr.				
Easton	2,237	1,412				
	<u>2,237</u>	<u>1,412</u>				

Registrar of Voters

Enfield

	Republican Vaughan O. Vanderscoff	Democratic Mary Lou Flynn				
Enfield	4,660	9,636				
	<u>4,660</u>	<u>9,636</u>				

Registrar of Voters

Essex

	Republican Elizabeth G. Schellens	Democratic Lois A. Ely				
Essex	1,713	1,590				
	<u>1,713</u>	<u>1,590</u>				

Registrar of Voters

Fairfield

	Republican Joan K. O'Rourke	Democratic Ann Rednak				
Fairfield	14,000	10,230				
	<u>14,000</u>	<u>10,230</u>				

Registrar of Voters

Farmington

	Republican Edward J. Leary	Democratic Lorraine P. Neff				
Farmington	4,753	5,451				
	<u>4,753</u>	<u>5,451</u>				

Registrar of Voters

Franklin

	Republican Thomas A. Manning	Democratic Barbara A. Konow				
Franklin	382	521				
	<u>382</u>	<u>521</u>				

Registrar of Voters

Glastonbury

	Republican Gina Fredericks	Democratic Karen S. Sullivan				
Glastonbury	7,010	8,237				
	<u>7,010</u>	<u>8,237</u>				

Registrar of Voters

Granby

	Republican Doris S. Ellis	Democratic Katharine L. Riley				
Granby	2,719	1,936				
	<u>2,719</u>	<u>1,936</u>				

Registrar of Voters

Greenwich

	Republican Veronica B. Musca	Democratic Sharon B. Vecchiolla				
Greenwich	13,763	9,579				
	<u>13,763</u>	<u>9,579</u>				

Registrar of Voters

Griswold Dist.1

	Republican Mary Koziol	Democratic Mary Gromko				
Griswold part	528	833				
	<u>528</u>	<u>833</u>				

Registrar of Voters

Griswold Dist.2

	Republican Carol Seaman	Democratic Mary A. Ingves				
Griswold part	1,089	923				
	<u>1,089</u>	<u>923</u>				

Registrar of Voters

Groton

	Republican Victoria M. Rossman	Democratic Leonora V. Lewis				
Groton	5,480	5,475				
	<u>5,480</u>	<u>5,475</u>				

Registrar of Voters

Haddam

	Republican Jane T. Sibley	Democratic Janice L. Kadrlie				
Haddam	1,712	1,873				
	<u>1,712</u>	<u>1,873</u>				

Registrar of Voters

Hamden

	Republican Anthony V. Esposito	Democratic Margaret E. Rae				
Hamden	6,977	14,316				
	<u>6,977</u>	<u>14,316</u>				

Registrar of Voters

Hampton

	Republican Margaret S. Haraghey	Democratic Claire M. Winters				
Hampton	347	478				
	<u>347</u>	<u>478</u>				

Registrar of Voters

Hartford

	Republican Joseph W. DeLorenzo	Democratic Tony Mein				
Hartford	2,671	17,742				
	<u>2,671</u>	<u>17,742</u>				

Registrar of Voters

Hartland

	Republican Cheryl Lynn Mummau	Democratic June W. Shew				
Hartland	550	363				
	<u>550</u>	<u>363</u>				

Registrar of Voters

Harwinton

	Republican Therese A. Mirsky	Democratic Beverly A. Fortin				
Harwinton	1,311	1,163				
	<u>1,311</u>	<u>1,163</u>				

Registrar of Voters

Hebron

	Republican James L. Derby	Democratic John O. O'Sullivan				
Hebron	1,862	2,089				
	<u>1,862</u>	<u>2,089</u>				

Registrar of Voters

Kent

	Republican Judith Hoyt Howland	Democratic Marjorie H. Wells				
Kent	699	667				
	<u>699</u>	<u>667</u>				

Registrar of Voters

Killingly

	Republican Emily Harrington	Democratic Rita LaBelle				
Killingly	1,784	2,823				
	<u>1,784</u>	<u>2,823</u>				

Registrar of Voters

Killingworth

Republican
Virginia A. Lane Democratic
Linda A. Gates

Killingworth

1,325

1,481

1,325

1,481

Registrar of Voters

Ledyard

Republican
Nancy Lozier Democratic
Hazel M. Gorman

Ledyard

2,792

2,784

2,792

2,784

Registrar of Voters

Lisbon

Republican
Mary S. Grant Democratic
Ivy Mather

Lisbon

741

813

741

813

Registrar of Voters

Litchfield

Republican
MaryBeth W. Dunning Democratic
Linda L. Bongiolatti

Litchfield

2,131

1,855

2,131

1,855

Registrar of Voters

Lyme

Republican
Richard L. Gustafson Democratic
Nancy L. Roche

Lyme

686

567

686

567

Registrar of Voters**Madison**

	Republican	Democratic				
	Rosalie Maco	Christine M. Hjerpe				
Madison	4,679	3,416				
	<u>4,679</u>	<u>3,416</u>				

Registrar of Voters**Manchester**

	Republican	Democratic				
	Barbara A. King	Francis A. Maffe, Jr.				
Manchester	8,610	11,522				
	<u>8,610</u>	<u>11,522</u>				

Registrar of Voters**Mansfield**

	Republican	Democratic				
	Beverly M. Miela	Mary Stanton				
Mansfield	1,334	3,942				
	<u>1,334</u>	<u>3,942</u>				

Registrar of Voters**Meriden**

	Republican	Democratic				
	Lillian Toni Soboleski	Maureen E. Flynn				
Meriden	6,854	11,563				
	<u>6,854</u>	<u>11,563</u>				

Registrar of Voters**Middletown**

	Republican	Democratic				
	Janice A. Gionfriddo	Sandra L. Faraci				
Middletown	5,197	9,842				
	<u>5,197</u>	<u>9,842</u>				

Registrar of Voters

Milford

Republican
Rose I. Scarpa

Democratic
Mary Lee Tamas

Milford

10,279

9,783

10,279

9,783

Registrar of Voters

Monroe

Republican
Jeanette Benson

Democratic
Vivian Capocitti

Monroe

4,618

3,789

4,618

3,789

Registrar of Voters

Montville

Republican
Mary E. Clark-Wilson

Democratic
Lorraine A. Elliott

Montville

2,389

3,387

2,389

3,387

Registrar of Voters

Morris

Republican
Suzanne M. Shrady

Democratic
Maureen M. Doyle

Morris

534

504

534

504

Registrar of Voters

Naugatuck

Republican
Katherine J. Carten

Democratic
Louise L. Sheedy

Naugatuck

3,983

5,153

3,983

5,153

Registrar of Voters

New Britain

	Republican Dorothy R. Turnrose	Democratic Edward J. Dzwonkowski				
New Britain	4,434	10,854				
	<u>4,434</u>	<u>10,854</u>				

Registrar of Voters

New Canaan

	Republican Robert L. Shafter	Democratic George F. Cody				
New Canaan	6,372	2,468				
	<u>6,372</u>	<u>2,468</u>				

Registrar of Voters

New Fairfield

	Republican Diane Gucker	Democratic Elaine A. Jordano				
New Fairfield	3,215	2,517				
	<u>3,215</u>	<u>2,517</u>				

Registrar of Voters

New Hartford

	Republican Karen Griswold Nelson	Democratic Elizabeth A. Paul				
New Hartford	1,650	1,106				
	<u>1,650</u>	<u>1,106</u>				

Registrar of Voters

New Haven

	Republican Rae D. Tramontano	Democratic Sharon G. Ferrucci				
New Haven	4,143	24,345				
	<u>4,143</u>	<u>24,345</u>				

Registrar of Voters**Newtown**

	Republican Karin B. Aurelia	Democratic Linda J. Connor				
Newtown	5,435	4,803				
	<u>5,435</u>	<u>4,803</u>				

Registrar of Voters**Norfolk**

	Republican Barbara A. Tracey	Democratic Kevin M. O'Connor				
Norfolk	390	442				
	<u>390</u>	<u>442</u>				

Registrar of Voters**North Branford
Dist.1**

	Republican Ann B. Zimmer	Democratic Laura E. Negro				
North Branford part	1,199	1,435				
	<u>1,199</u>	<u>1,435</u>				

Registrar of Voters**North Branford
Dist.2**

	Republican Paulette C. Hart	Democratic Judith Esposito				
North Branford part	1,135	1,240				
	<u>1,135</u>	<u>1,240</u>				

Registrar of Voters**North Canaan**

	Republican Anna-Elysapeth R. McGuire	Democratic Evelyn E. Hedus				
North Canaan	694	492				
	<u>694</u>	<u>492</u>				

Registrar of Voters**North Haven**

	Republican Frank J. Riggs	Democratic Gerald A. Feinberg				
North Haven	5,765	4,830				
	<u>5,765</u>	<u>4,830</u>				

Registrar of Voters**North Stonington**

	Republican Barbara C. Perkins	Democratic Eleanor M. Johnson				
North Stonington	1,179	1,008				
	<u>1,179</u>	<u>1,008</u>				

Registrar of Voters**Norwalk**

	Republican Karen Blackwell Lyons	Democratic Betty J. Bondi				
Norwalk	10,994	15,334				
	<u>10,994</u>	<u>15,334</u>				

Registrar of Voters**Norwich**

	Republican Gerald E. Kortfelt	Democratic Nancy A. DePietro				
Norwich	2,906	8,296				
	<u>2,906</u>	<u>8,296</u>				

Registrar of Voters**Old Lyme**

	Republican Roderick M. White	Democratic Patricia M. McCarthy				
Old Lyme	1,542	2,437				
	<u>1,542</u>	<u>2,437</u>				

Registrar of Voters

Old Saybrook

Republican
Jean B. Winkler

Democratic
Elizabeth D. Steffen

Old Saybrook

2,776

2,776

2,222

2,222

Registrar of Voters

Orange

Republican
Mary P. DeVito

Democratic
Carmela N. Apuzzo

Orange

3,689

3,689

3,316

3,316

Registrar of Voters

Plainfield

Republican
Sonia S. Chapman

Democratic
Margaret Beausoleil

Plainfield

1,728

1,728

2,709

2,709

Registrar of Voters

Plainville

Republican
Mildred L. D'Antonio

Democratic
Jean D. Lombardo

Plainville

2,176

2,176

3,737

3,737

Registrar of Voters

Plymouth

Republican
Joan P. Armbruster

Democratic
Cheryl J. Ganesini

Plymouth

2,269

2,269

1,605

1,605

Registrar of Voters

Pomfret

	Republican Elizabeth L. Cartier	Democratic Norma M. Robbins				
Pomfret	751	980				
	<u>751</u>	<u>980</u>				

Registrar of Voters

Preston

	Republican Leona Z. Fuller	Democratic Barbara B. Ware				
Preston	935	918				
	<u>935</u>	<u>918</u>				

Registrar of Voters

Prospect

	Republican Kathleen Vander Eyk	Democratic Katherine S. Blinstrubas				
Prospect	2,059	1,806				
	<u>2,059</u>	<u>1,806</u>				

Registrar of Voters

Putnam

	Republican Carol Rosemary Bazinet	Democratic				
Putnam	1,310					
	<u>1,310</u>					

Registrar of Voters

Redding

	Republican Bernadette Napolitano	Democratic Elizabeth D. Licarie				
Redding	2,119	1,815				
	<u>2,119</u>	<u>1,815</u>				

Registrar of Voters

Ridgefield

Republican
Hope S. Wise

Democratic
Cynthia A. Bruno

Ridgefield

6,468

6,468

4,764

4,764

Registrar of Voters

Rocky Hill

Republican
Patricia E. Beyer

Democratic
Janet W. Viggiano

Rocky Hill

2,682

2,682

4,501

4,501

Registrar of Voters

Roxbury

Republican
Martha A. Munson

Democratic
Judith M. Doran

Roxbury

663

663

486

486

Registrar of Voters

Salem

Republican
Deborah L. Zorn

Democratic
Betsy B. Butts

Salem

708

708

953

953

Registrar of Voters

Salisbury

Republican
Elizabeth H. Angus

Democratic
Richard O. Walsh

Salisbury

798

798

1,204

1,204

Registrar of Voters

Scotland

Republican
Caroline E. Neborsky

Democratic
Norette Goebel

Scotland

356

277

356

277

Registrar of Voters

Sharon

Republican
Susan N. McKee

Democratic
Ducky G. Bancroft

Sharon

792

461

792

461

Registrar of Voters

Shelton

Republican
Ann C. Walsh

Democratic
John P. Bashar

Shelton

8,841

6,541

8,841

6,541

Registrar of Voters

Sherman

Republican
William B. Tiebout III

Democratic
Kathleen M. Weiss

Sherman

961

650

961

650

Registrar of Voters

Somers

Republican
Marjory R. Madden

Democratic
Joan M. Rivard

Somers

1,866

1,686

1,866

1,686

Registrar of Voters

South Windsor

Republican	Democratic
Janis K. Murtha	Frances O. Knipple

South Windsor	5,215	5,827	_____	_____	_____	_____
	<u>5,215</u>	<u>5,827</u>				

3 Votes for Registered Write-in Candidate Abraham Abe Ziskis

Registrar of Voters

Southbury

Republican	Democratic
Jane E. Taylor	Catherine L. Bedard

Southbury	5,214	3,516	_____	_____	_____	_____
	<u>5,214</u>	<u>3,516</u>				

Registrar of Voters

Southington

Republican	Democratic
Robert L. Sherman	Gerald M. Gingras, Sr.

Southington	7,156	8,879	_____	_____	_____	_____
	<u>7,156</u>	<u>8,879</u>				

Registrar of Voters

Sprague

Republican	Democratic
Patricia W. Amon	Kathleen Z. Boushee

Sprague	415	728	_____	_____	_____	_____
	<u>415</u>	<u>728</u>				

Registrar of Voters

Stafford

Republican	Democratic
Ann E. Haraghey	Joan L. Zelonka

Stafford	1,869	2,438	_____	_____	_____	_____
	<u>1,869</u>	<u>2,438</u>				

Registrar of Voters**Stamford**

	Republican Lucy Corelli	Democratic Janet T. Weintraub				
Stamford	15,137	20,453				
	<u>15,137</u>	<u>20,453</u>				

Registrar of Voters**Sterling**

	Republican Diane I. Etheridge	Democratic Dianna M. Firlik				
Sterling	427	477				
	<u>427</u>	<u>477</u>				

Registrar of Voters**Stonington**

	Republican Robin E. Miller	Democratic Teresa S. Grimes				
Stonington	3,126	4,053				
	<u>3,126</u>	<u>4,053</u>				

Registrar of Voters**Stratford**

	Republican Edward J. Fennell	Democratic Richard A. Miron				
Stratford	9,985	9,235				
	<u>9,985</u>	<u>9,235</u>				

Registrar of Voters**Thomaston**

	Republican Linda M. Volovski	Democratic Carol J. Hoebel				
Thomaston	1,604	1,285				
	<u>1,604</u>	<u>1,285</u>				

Registrar of Voters**Thompson**

	Republican Ada G. Temple	Democratic James P. Kenney				
Thompson	1,256	2,001				
	<u>1,256</u>	<u>2,001</u>				

Registrar of Voters**Tolland**

	Republican Kenneth R. Houck	Democratic R. Michael Wyman				
Tolland	2,388	3,216				
	<u>2,388</u>	<u>3,216</u>				

Registrar of Voters**Torrington**

	Republican Amelia K. Waldron	Democratic James E. Murphy				
Torrington	5,998	6,333				
	<u>5,998</u>	<u>6,333</u>				

Registrar of Voters**Trumbull**

	Republican William S. Holden	Democratic Robert K. Marconi				
Trumbull	9,004	7,021				
	<u>9,004</u>	<u>7,021</u>				

Registrar of Voters**Union**

	Republican Betty B. Vilandre	Democratic Carol A. Berner				
Union	240	139				
	<u>240</u>	<u>139</u>				

Registrar of Voters

Vernon

	Republican Patricia A. Noblet	Democratic Judith A. Beaudreau				
Vernon	4,539	5,641				
	<u>4,539</u>	<u>5,641</u>				

Registrar of Voters

Voluntown

	Republican Flora M. Harman	Democratic Heather K. Marsh				
Voluntown	424	461				
	<u>424</u>	<u>461</u>				

Registrar of Voters

Wallingford

	Republican Shirley S. Lagerstrom	Democratic Diana Hotchkiss				
Wallingford	7,338	9,935				
	<u>7,338</u>	<u>9,935</u>				

Registrar of Voters

Warren

	Republican Josephine W. Vaill	Democratic Ruth M. Schnell				
Warren	302	297				
	<u>302</u>	<u>297</u>				

Registrar of Voters

Washington

	Republican Patricia A. Stoeffler	Democratic Constance P. Kaylor				
Washington	840	845				
	<u>840</u>	<u>845</u>				

Registrar of Voters**Waterbury**

	Republican Nancy A. Vitarelli	Democratic Patricia M. Mulhall				
Waterbury	10,139	16,988				
	<u>10,139</u>	<u>16,988</u>				

Registrar of Voters**Waterford**

	Republican Jane B. Coville	Democratic Margaret S. Bellucci				
Waterford	3,089	5,064				
	<u>3,089</u>	<u>5,064</u>				

Registrar of Voters**Watertown**

	Republican Armand E. Madeux	Democratic Walter A. LeMay				
Watertown	4,251	4,192				
	<u>4,251</u>	<u>4,192</u>				

Registrar of Voters**West Hartford**

	Republican Selma L. Kaufman	Democratic Eileen S. Horan				
West Hartford	9,595	19,559				
	<u>9,595</u>	<u>19,559</u>				

Registrar of Voters**West Haven**

	Republican JoAnn Callegari	Democratic Emmett J. McDonough				
West Haven	4,814	12,023				
	<u>4,814</u>	<u>12,023</u>				

Registrar of Voters**Westbrook**

	Republican Lorraine M. Cenkus	Democratic Patricia L. Moran				
Westbrook	1,245	1,558				
	<u>1,245</u>	<u>1,558</u>				

Registrar of Voters**Weston**

	Republican Eileen S. Buckley	Democratic Diane M. Lofthus				
Weston	2,645	1,939				
	<u>2,645</u>	<u>1,939</u>				

Registrar of Voters**Westport**

	Republican Mabel A. Johnson	Democratic Nita S. Cohen				
Westport	6,144	5,908				
	<u>6,144</u>	<u>5,908</u>				

Registrar of Voters**Wethersfield**

	Republican Mary-Ann E. McFarland	Democratic Dolores G. Sassano				
Wethersfield	4,699	7,611				
	<u>4,699</u>	<u>7,611</u>				

Registrar of Voters**Willington**

	Republican Judith R. Andersen	Democratic Nancy L. Vogel	A Sentinel Party Pamela M. Stanish			
Willington	819	1,147	354			
	<u>819</u>	<u>1,147</u>	<u>354</u>			

Registrar of Voters

Wilton

Republican
Clementina L. Gardner

Democratic
Margaret A. Reeves

Wilton

4,892

4,892

3,458

3,458

Registrar of Voters

Winchester

Republican
Walter J. St. Onge, Jr.

Democratic
Elizabeth F. Cornelio

Winchester

1,819

1,819

1,909

1,909

Registrar of Voters

Windham

Republican
Douglas A. Rapp Jr.

Democratic
William J. Sayers Jr.

Windham

1,484

1,484

4,347

4,347

Registrar of Voters

Windsor

Republican
Karen A. Andrews

Democratic
Anita M. Mips

Windsor

3,774

3,774

7,166

7,166

Registrar of Voters

Woodbridge

Republican
L. Christine Laydon

Democratic
Elizabeth R. Heller

Woodbridge

1,857

1,857

2,609

2,609

Registrar of Voters

Woodbury

	Republican	Democratic				
	Ethel E. Follett	Abby Richmond Grondona				
Woodbury	2,467	1,870				
	<u>2,467</u>	<u>1,870</u>				

Registrar of Voters

Woodstock

	Republican	Democratic				
	Elizabeth L. Brooks	Constance T. Maynard				
Woodstock	1,724	1,501				
	<u>1,724</u>	<u>1,501</u>				

Vote Cast for Proposed Constitutional Amendment
Shall the Constitution of the State be amended to eliminate County Sheriffs?

Congressional District	<u>Yes</u>	<u>No</u>
CD 1	119,855	48,861
CD 2	108,950	53,078
CD 3	82,313	48,281
CD 4	69,913	45,907
CD 5	91,921	55,080
CD 6	112,203	56,068
	<hr/> 585,155	<hr/> 307,275

Vote Cast for Proposed Constitutional Amendment
Shall the Constitution of the State be amended to eliminate County Sheriffs?

County	<u>Yes</u>	<u>No</u>
Fairfield	119,708	74,323
Hartford	182,101	75,294
Litchfield	31,544	20,738
Middlesex	34,155	18,123
New Haven	121,467	73,430
New London	51,201	20,305
Tolland	28,709	14,440
Windham	16,270	10,622
	<hr/>	<hr/>
	585,155	307,275

Vote Cast for Proposed Constitutional Amendment
Shall the Constitution of the State be amended to eliminate County Sheriffs?

	<u>Yes</u>	<u>No</u>
Andover	693	325
Ansonia	2,469	1,647
Ashford	768	469
Avon	4,946	1,334
Barkhamsted	807	362
Beacon Falls	939	718
Berlin	5,594	1,945
Bethany	1,304	745
Bethel	3,275	2,002
Bethlehem	719	471
Bloomfield	4,187	1,528
Bolton	1,325	524
Bozrah	559	252
Branford	5,323	3,142
Bridgeport	7,338	5,711
Bridgewater	400	237
Bristol	10,958	5,362
Brookfield	280	141
Brooklyn	1,262	597
Burlington	1,775	760
Canaan	180	114
Canterbury	842	484
Canton	2,363	690
Chaplin	337	279
Cheshire	8,117	3,321
Chester	856	344
Clinton	2,499	1,206
Colchester	3,064	1,586
Colebrook	286	174
Columbia	1,449	630
Cornwall	306	149
Coventry	2,902	1,337
Cromwell	3,105	1,362
Danbury	8,874	4,840
Darien	3,184	2,094
Deep River	893	426
Derby	1,762	1,176
Durham	1,616	942
East Granby	1,148	418

Vote Cast for Proposed Constitutional Amendment
Shall the Constitution of the State be amended to eliminate County Sheriffs?

	<u>Yes</u>	<u>No</u>
East Haddam	1,517	823
East Hampton	2,910	1,422
East Hartford	8,250	4,489
East Haven	3,156	2,315
East Lyme	4,604	1,362
East Windsor	1,810	1,206
Eastford	372	166
Easton	1,538	876
Ellington	2,805	1,536
Enfield	8,407	4,889
Essex	1,920	888
Fairfield	9,628	5,512
Farmington	7,468	2,202
Franklin	372	199
Glastonbury	10,740	3,164
Goshen	598	331
Granby	2,838	969
Greenwich	8,825	5,450
Griswold	1,640	816
Groton	6,980	2,770
Guilford	4,839	2,264
Haddam	1,957	1,010
Hamden	9,212	5,129
Hampton	452	252
Hartford	8,881	5,345
Hartland	430	219
Harwinton	1,121	636
Hebron	2,333	941
Kent	484	389
Killingly	2,223	1,463
Killingworth	1,740	876
Lebanon	1,521	759
Ledyard	3,357	1,167
Lisbon	764	398
Litchfield	1,926	1,052
Lyme	761	288
Madison	4,651	1,867
Manchester	12,161	6,171
Mansfield	3,123	1,401

Vote Cast for Proposed Constitutional Amendment
Shall the Constitution of the State be amended to eliminate County Sheriffs?

	<u>Yes</u>	<u>No</u>
Marlborough	1,549	653
Meriden	7,174	3,828
Middlebury	1,684	761
Middlefield	924	526
Middletown	7,750	5,450
Milford	7,374	4,589
Monroe	3,757	2,644
Montville	3,281	1,407
Morris	460	309
Naugatuck	4,941	3,497
New Britain	7,422	4,136
New Canaan	3,513	2,375
New Fairfield	2,375	2,022
New Hartford	1,631	626
New Haven	8,454	6,792
New London	3,414	1,302
New Milford	3,989	2,648
Newington	9,024	3,420
Newtown	5,655	2,781
Norfolk	345	172
North Branford	2,364	1,536
North Canaan	501	342
North Haven	4,460	2,200
North Stonington	1,072	450
Norwalk	10,822	7,859
Norwich	6,067	2,825
Old Lyme	2,141	736
Old Saybrook	2,537	916
Orange	3,175	1,697
Oxford	1,378	1,120
Plainfield	2,050	1,104
Plainville	4,054	1,806
Plymouth	1,866	1,065
Pomfret	846	410
Portland	2,617	1,314
Preston	942	365
Prospect	1,791	1,193
Putnam	1,177	706
Redding	1,694	869

Vote Cast for Proposed Constitutional Amendment

Shall the Constitution of the State be amended to eliminate County Sheriffs?

	<u>Yes</u>	<u>No</u>
Ridgefield	4,810	2,933
Rocky Hill	4,582	1,994
Roxbury	465	339
Salem	886	374
Salisbury	779	448
Scotland	326	200
Seymour	2,638	1,515
Sharon	399	345
Shelton	7,933	4,109
Sherman	682	452
Simsbury	7,123	2,195
Somers	1,699	1,022
South Windsor	7,647	3,182
Southbury	3,788	1,986
Southington	10,999	4,714
Sprague	489	296
Stafford	1,786	1,583
Stamford	10,313	7,578
Sterling	522	395
Stonington	3,959	1,411
Stratford	7,290	3,941
Suffield	2,926	1,500
Thomaston	1,143	790
Thompson	1,333	970
Tolland	3,699	1,576
Torrington	5,039	4,172
Trumbull	6,711	3,532
Union	173	92
Vernon	5,689	2,952
Voluntown	380	217
Wallingford	8,122	4,489
Warren	226	156
Washington	646	368
Waterbury	11,799	9,564
Waterford	4,948	1,325
Watertown	3,603	2,647
West Hartford	18,010	4,432
West Haven	5,267	4,035
Westbrook	1,314	618

Vote Cast for Proposed Constitutional Amendment

Shall the Constitution of the State be amended to eliminate County Sheriffs?

	<u>Yes</u>	<u>No</u>
Weston	1,480	1,172
Westport	6,234	3,432
Wethersfield	8,479	2,725
Willington	1,033	521
Wilton	3,497	1,998
Winchester	1,594	1,282
Windham	2,355	2,306
Windsor	6,034	2,767
Windsor Locks	2,296	1,079
Wolcott	2,955	1,399
Woodbridge	2,331	905
Woodbury	2,031	1,114
Woodstock	1,405	821
	<hr/> 585,155	<hr/> 307,275

Election Day Registration, Turnout and Absentee Ballot Statistics

Congressional District	*Names on Official Check List (Active)	*Number Checked as Having Voted	Percentage Checked as Having Voted	Number of *Absentee Ballots Received from Town Clerk	Number of *Absentee Ballots Rejected	Number of *Absentee Ballots Voted
CD 1	311,670	242,264	77.73%	21,987	339	21,648
CD 2	322,646	249,903	77.45%	22,840	414	22,426
CD 3	323,156	246,505	76.28%	21,802	481	21,321
CD 4	294,450	231,533	78.63%	23,028	321	22,707
CD 5	315,936	245,212	77.61%	22,407	223	22,184
CD 6	333,345	258,686	77.60%	23,021	376	22,645
	1,901,203	1,474,103	77.54%	135,085	2,154	132,931

* Includes Presidential Ballot and Overseas Ballot voters

Election Day Registration, Turnout and Absentee Ballot Statistics

County	*Names on Official Check List (Active)	*Number Checked as Having Voted	Percentage Checked as Having Voted	Number of *Absentee Ballots Received from Town Clerk	Number of *Absentee Ballots Rejected	Number of *Absentee Ballots Voted
Fairfield	468,675	372,783	79.54%	37,267	492	36,775
Hartford	482,256	372,154	77.17%	32,781	484	32,297
Litchfield	111,905	88,011	78.65%	8,598	190	8,408
Middlesex	96,606	78,308	81.06%	7,303	170	7,133
New Haven	458,619	345,057	75.24%	29,842	503	29,339
New London	143,382	110,258	76.90%	10,684	125	10,559
Tolland	77,769	63,220	81.29%	5,220	79	5,141
Windham	61,991	44,312	71.48%	3,390	111	3,279
	1,901,203	1,474,103	77.54%	135,085	2,154	132,931

* Includes Presidential Ballot and Overseas Ballot voters

Election Day Registration, Turnout and Absentee Ballot Statistics

	*Names on Official Check List (Active)	*Number Checked as Having Voted	Percentage Checked as Having Voted	Number of *Absentee Ballots Received from Town Clerk	Number of *Absentee Ballots Rejected	Number of *Absentee Ballots Voted
Statewide TOTALS	1,901,203	1,474,103	77.54%	135,085	2,154	132,931
Andover	1,953	1,604	82.13%	91	1	90
Ansonia	9,997	7,340	73.42%	509	4	505
Ashford	2,469	2,061	83.48%	147	7	140
Avon	11,008	9,467	86.00%	1,106	6	1,100
Barkhamsted	2,408	1,870	77.66%	138	0	138
Beacon Falls	3,180	2,561	80.53%	211	6	205
Berlin	11,788	9,960	84.49%	687	12	675
Bethany	3,444	2,993	86.90%	303	3	300
Bethel	10,978	8,958	81.60%	795	2	793
Bethlehem	2,522	2,043	81.01%	172	5	167
Bloomfield	13,601	10,207	75.05%	1,307	30	1,277
Bolton	3,278	2,799	85.39%	250	3	247
Bozrah	1,628	1,351	82.99%	100	2	98
Branford	18,213	14,504	79.64%	1,330	22	1,308
Bridgeport	51,314	33,545	65.37%	2,474	42	2,432
Bridgewater	1,446	1,129	78.08%	130	2	128
Bristol	31,274	23,835	76.21%	1,776	20	1,756
Brookfield	10,251	8,100	79.02%	758	7	751
Brooklyn	3,990	2,988	74.89%	251	4	247
Burlington	5,442	4,450	81.77%	324	5	319
Canaan	699	591	84.55%	81	3	78
Canterbury	3,019	2,279	75.49%	163	3	160
Canton	5,740	4,883	85.07%	450	4	446
Chaplin	1,286	1,044	81.18%	67	1	66
Cheshire	17,103	14,313	83.69%	1,456	19	1,437
Chester	2,666	2,063	77.38%	211	2	209
Clinton	8,021	6,478	80.76%	590	15	575
Colchester	8,399	6,735	80.19%	550	10	540
Colebrook	1,051	833	79.26%	78	4	74
Columbia	3,421	2,813	82.23%	192	0	192
Cornwall	979	855	87.33%	129	7	122
Coventry	6,855	5,440	79.36%	371	6	365
Cromwell	7,993	6,708	83.92%	647	7	640
Danbury	32,212	23,557	73.13%	2,214	28	2,186
Darien	11,608	10,234	88.16%	1,363	12	1,351

Election Day Registration, Turnout and Absentee Ballot Statistics

	*Names on Official Check List (Active)	*Number Checked as Having Voted	Percentage Checked as Having Voted	Number of *Absentee Ballots Received from Town Clerk	Number of *Absentee Ballots Rejected	Number of *Absentee Ballots Voted
Deep River	3,048	2,394	78.54%	218	3	215
Derby	6,400	5,028	78.56%	398	4	394
Durham	4,374	3,660	83.68%	283	5	278
East Granby	3,156	2,546	80.67%	226	5	221
East Haddam	4,995	4,160	83.28%	374	4	370
East Hampton	7,342	5,677	77.32%	387	8	379
East Hartford	25,793	18,639	72.26%	1,541	28	1,513
East Haven	16,477	11,510	69.85%	770	12	758
East Lyme	10,799	8,700	80.56%	1,001	11	990
East Windsor	5,706	4,253	74.54%	361	10	351
Eastford	1,012	851	84.09%	81	1	80
Easton	4,888	4,170	85.31%	559	6	553
Ellington	7,836	6,386	81.50%	484	9	475
Enfield	25,875	18,384	71.05%	1,165	17	1,148
Essex	4,722	4,535	96.04%	428	48	380
Fairfield	33,840	28,757	84.98%	2,917	41	2,876
Farmington	15,083	12,480	82.74%	1,300	21	1,279
Franklin	1,250	1,013	81.04%	75	0	75
Glastonbury	21,300	18,036	84.68%	1,739	26	1,713
Goshen	1,808	1,478	81.75%	160	5	155
Granby	7,235	5,636	77.90%	471	7	464
Greenwich	35,246	29,309	83.16%	3,294	18	3,276
Griswold	6,057	4,314	71.22%	273	2	271
Groton	18,391	13,804	75.06%	1,496	18	1,478
Guilford	14,718	12,047	81.85%	1,408	16	1,392
Haddam	5,089	4,301	84.52%	354	2	352
Hamden	32,382	26,124	80.67%	2,322	120	2,202
Hampton	1,063	943	88.71%	78	3	75
Hartford	45,233	27,915	61.71%	2,262	53	2,209
Hartland	1,405	1,065	75.80%	77	2	75
Harwinton	3,696	2,917	78.92%	235	2	233
Hebron	5,571	4,599	82.55%	311	8	303
Kent	1,895	1,599	84.38%	242	5	237
Killingly	7,919	5,730	72.36%	449	14	435
Killingworth	4,187	3,450	82.40%	295	5	290
Lebanon	4,315	3,447	79.88%	251	4	247

Election Day Registration, Turnout and Absentee Ballot Statistics

	*Names on Official Check List (Active)	*Number Checked as Having Voted	Percentage Checked as Having Voted	Number of *Absentee Ballots Received from Town Clerk	Number of *Absentee Ballots Rejected	Number of *Absentee Ballots Voted
Ledyard	8,219	6,680	81.28%	653	3	650
Lisbon	2,437	1,910	78.38%	140	2	138
Litchfield	6,093	4,578	75.14%	455	7	448
Lyme	1,678	1,396	83.19%	114	3	111
Madison	12,548	10,113	80.59%	1,098	10	1,088
Manchester	31,551	24,334	77.13%	2,151	26	2,125
Mansfield	8,273	6,660	80.50%	750	4	746
Marlborough	3,870	3,258	84.19%	272	0	272
Meriden	29,843	21,496	72.03%	1,829	28	1,801
Middlebury	4,459	3,832	85.94%	367	9	358
Middlefield	2,885	2,386	82.70%	170	8	162
Middletown	24,011	18,724	77.98%	1,973	36	1,937
Milford	30,828	24,552	79.64%	1,766	31	1,735
Monroe	12,059	9,821	81.44%	836	8	828
Montville	8,550	7,256	84.87%	600	6	594
Morris	1,514	1,223	80.78%	165	2	163
Naugatuck	16,501	11,680	70.78%	867	5	862
New Britain	29,393	20,559	69.95%	1,642	23	1,619
New Canaan	12,166	10,440	85.81%	1,496	9	1,487
New Fairfield	8,573	6,814	79.48%	676	4	672
New Hartford	4,128	3,413	82.68%	286	3	283
New Haven	55,590	37,174	66.87%	3,638	109	3,529
New London	11,344	7,620	67.17%	1,048	8	1,040
New Milford	15,356	11,833	77.06%	1,156	75	1,081
Newington	19,293	15,567	80.69%	1,325	23	1,302
Newtown	14,361	12,419	86.48%	1,346	13	1,333
Norfolk	1,082	936	86.51%	109	0	109
North Branford	8,325	6,527	78.40%	507	9	498
North Canaan	1,746	1,398	80.07%	143	1	142
North Haven	15,412	12,275	79.65%	858	13	845
North Stonington	3,208	2,627	81.89%	239	3	236
Norwalk	40,411	32,514	80.46%	2,649	66	2,583
Norwich	18,932	13,151	69.46%	1,144	22	1,122
Old Lyme	5,728	4,535	79.17%	452	4	448
Old Saybrook	7,112	5,802	81.58%	696	12	684
Orange	9,300	7,931	85.28%	703	11	692

Election Day Registration, Turnout and Absentee Ballot Statistics

	*Names on Official Check List (Active)	*Number Checked as Having Voted	Percentage Checked as Having Voted	Number of *Absentee Ballots Received from Town Clerk	Number of *Absentee Ballots Rejected	Number of *Absentee Ballots Voted
Oxford	6,151	4,841	78.70%	305	3	302
Plainfield	8,304	5,466	65.82%	277	12	265
Plainville	9,623	7,468	77.61%	396	12	384
Plymouth	6,592	4,829	73.26%	356	2	354
Pomfret	2,428	1,985	81.75%	193	1	192
Portland	6,160	4,626	75.10%	342	9	333
Preston	2,949	2,306	78.20%	188	0	188
Prospect	5,658	4,575	80.86%	320	1	319
Putnam	5,771	3,459	59.94%	304	14	290
Redding	5,586	4,696	84.07%	553	4	549
Ridgefield	15,923	13,284	83.43%	1,668	8	1,660
Rocky Hill	10,630	8,858	83.33%	791	10	781
Roxbury	1,601	1,329	83.01%	208	0	208
Salem	2,351	1,939	82.48%	180	2	178
Salisbury	2,614	2,277	87.11%	391	10	381
Scotland	904	760	84.07%	71	1	70
Seymour	8,525	6,754	79.23%	601	8	593
Sharon	1,832	1,455	79.42%	204	3	201
Shelton	21,120	18,263	86.47%	1,456	27	1,429
Sherman	2,316	1,873	80.87%	212	3	209
Simsbury	16,220	13,368	82.42%	1,457	25	1,432
Somers	5,534	4,365	78.88%	408	3	405
South Windsor	15,439	13,117	84.96%	1,240	17	1,223
Southbury	13,204	10,557	79.95%	1,149	0	1,149
Southington	25,805	19,614	76.01%	1,379	19	1,360
Sprague	1,665	1,322	79.40%	129	2	127
Stafford	7,075	5,605	79.22%	463	11	452
Stamford	58,602	44,396	75.76%	3,917	85	3,832
Sterling	1,551	1,093	70.47%	72	2	70
Stonington	12,090	9,267	76.65%	1,043	6	1,037
Stratford	29,337	22,850	77.89%	1,724	44	1,680
Suffield	8,172	6,374	78.00%	625	10	615
Thomaston	4,633	3,544	76.49%	276	7	269
Thompson	5,270	4,163	78.99%	264	5	259
Tolland	8,646	7,134	82.51%	505	9	496
Torrington	18,932	14,874	78.57%	1,442	20	1,422

Election Day Registration, Turnout and Absentee Ballot Statistics

	*Names on Official Check List (Active)	*Number Checked as Having Voted	Percentage Checked as Having Voted	Number of Absentee Ballots Received from Town Clerk	Number of *Absentee Ballots Rejected	Number of *Absentee Ballots Voted
Trumbull	23,455	18,667	79.59%	1,845	18	1,827
Union	497	428	86.12%	24	0	24
Vernon	15,446	12,658	81.95%	1,178	18	1,160
Voluntown	1,461	1,130	77.34%	75	4	71
Wallingford	25,943	20,832	80.30%	1,893	22	1,871
Warren	802	680	84.79%	74	2	72
Washington	2,247	2,010	89.45%	283	6	277
Waterbury	48,734	32,738	67.18%	2,229	7	2,222
Waterford	11,931	9,755	81.76%	933	13	920
Watertown	13,390	10,417	77.80%	643	6	637
West Hartford	39,620	33,261	83.95%	3,795	50	3,745
West Haven	29,539	19,912	67.41%	1,915	22	1,893
Westbrook	4,001	3,344	83.58%	335	6	329
Weston	6,168	5,343	86.62%	812	15	797
Westport	17,122	14,989	87.54%	2,340	22	2,318
Wethersfield	17,884	15,172	84.84%	1,178	11	1,167
Willington	3,384	2,729	80.64%	193	7	186
Wilton	11,139	9,784	87.84%	1,363	10	1,353
Winchester	6,912	4,690	67.85%	529	6	523
Windham	12,436	7,691	61.84%	632	32	600
Windsor	17,861	13,831	77.44%	1,327	8	1,319
Windsor Locks	7,256	5,617	77.41%	411	4	407
Woicott	9,827	7,651	77.86%	462	2	460
Woodbridge	6,318	5,197	82.26%	628	7	621
Woodbury	5,927	5,210	87.90%	513	7	506
Woodstock	4,569	3,799	83.15%	341	11	330
	1,901,203	1,474,103	77.54%	135,085	2,154	132,931

* Includes Presidential Ballot and Overseas Ballot voters

STATE OF CONNECTICUT

OFFICE OF THE SECRETARY OF THE STATE

We, the undersigned, having canvassed the Returns of the Presiding Officers of the Electors' Meetings in the several towns of this State, hereby declare the following named persons to be chosen and appointed
ELECTORS OF PRESIDENT AND VICE PRESIDENT OF THE UNITED STATES:

Nick Balletto

Frank Cirillo

Marilyn Cohen

Gloria Collins


Thomas McDonough

Ken Slapin

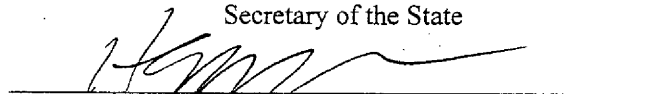
Clorinda Soldevila

Presidential Elector for Gore and Lieberman (vacancy in nomination)


Dated in Hartford, Connecticut
this twenty-ninth day of November
Two Thousand



Susan Bysiewicz
Secretary of the State



Howard G. Rifkin
Deputy Treasurer



Nancy S. Wyman
Comptroller

STATE OF CONNECTICUT

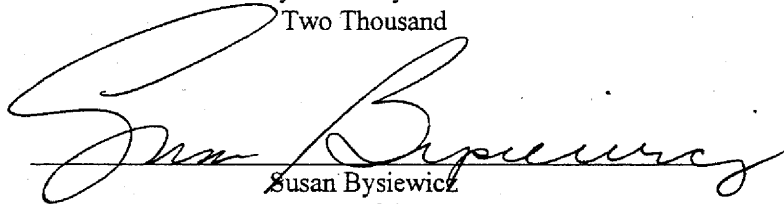
OFFICE OF THE SECRETARY OF THE STATE

We, the undersigned, having canvassed the Returns of the Presiding Officers of the Electors' Meetings in the several towns of this State, hereby declare:


Joe Lieberman

elected UNITED STATES SENATOR in the Congress of the United States
for the term of six years from 12:00 noon on the 3rd day of January,
Two Thousand One.


Dated in Hartford, Connecticut
this twenty-ninth day of November
Two Thousand



Susan Bysiewicz
Secretary of the State



Howard G. Rifkin
Deputy Treasurer



Nancy S. Wyman
Comptroller


STATE OF CONNECTICUT


OFFICE OF THE SECRETARY OF THE STATE


We, the undersigned, having canvassed the Returns of the Presiding Officers of the Electors' Meetings in the towns comprising the several Congressional Districts of this State, hereby declare the following named persons elected REPRESENTATIVES in the ONE HUNDRED SEVENTH CONGRESS of the United States for the term of two years from 12:00 noon on the 3rd day of January, Two Thousand One:

Congressional District	NAME
1	John B. Larson
2	Rob Simmons
3	Rosa L. DeLauro
4	Christopher Shays
5	Jim Maloney
6	Nancy L. Johnson

Dated in Hartford, Connecticut
this twenty-ninth day of November
Two Thousand


Susan Bystewicz
Secretary of the State


Howard G. Rifkin
Deputy Treasurer


Nancy S. Wyman
Comptroller


STATE OF CONNECTICUT

OFFICE OF THE SECRETARY OF THE STATE


We, the undersigned, having canvassed the Returns of the Presiding Officers of the Electors' Meetings in the towns comprising the different Senatorial Districts of this State, hereby declare the following named persons elected STATE SENATORS for the term of two years from the Wednesday following the first Monday of January, Two Thousand One:

<u>Senatorial District</u>	<u>NAME</u>	<u>Senatorial District</u>	<u>NAME</u>
1	John W. Fonfara	19	Edith G. Prague
2	Eric Coleman	20	Melodie Peters
3	Gary D. LeBeau	21	George L. Gunther
4	Mary Ann Handley	22	Bill Finch
5	Kevin B. Sullivan	23	Alvin W. Penn
6	Thomas A. Bozek	24	David J. Cappiello
7	John A. Kissel	25	Robert L. Genuario
8	Thomas J. Herlihy	26	Judith G. Freedman
9	Biagio Billy Ciotto	27	George Jepsen
10	Toni N. Harp	28	John McKinney
11	Martin M. Looney	29	Donald E. Williams, Jr.
12	William A. Aniskovich	30	Andrew Roraback
13	Thomas P. Gaffey	31	Tom Colapietro
14	Win Smith Jr.	32	Louis C. DeLuca
15	Joan V. Hartley	33	Eileen M. Daily
16	Stephen R. Somma	34	Brian McDermott
17	Joe Crisco	35	Tony Guglielmo
18	Cathy Welles Cook	36	William H. Nickerson


Dated in Hartford, Connecticut
this twenty-ninth day of November
Two Thousand



Susan Bysiewicz
Secretary of the State



Howard G. Rifkin
Deputy Treasurer



Nancy S. Wyma
Comptroller

STATE OF CONNECTICUT

OFFICE OF THE SECRETARY OF THE STATE


We, the undersigned, having canvassed the Returns of the Presiding Officers of the Electors' Meetings in the towns comprising the different Assembly Districts of this State, hereby declare the following named persons elected STATE REPRESENTATIVES for the term of two years from the Wednesday following the first Monday of January, Two Thousand One:

<u>Assembly</u> <u>District</u>	<u>NAME</u>	<u>Assembly</u> <u>District</u>	<u>NAME</u>
1	Kenneth P. Green	28	Paul R. Doyle
2	Barnaby Horton	29	Richard D. Tulisano
3	Minnie Gonzalez	30	Ann P. Dandrow
4	Evelyn C. Mantilla	31	Sonya (Sonny) Googins
5	Marie Lopez Kirkley-Bey	32	Jim O'Rourke
6	Art Feltman	33	Joseph C. Serra
7	Annette Wheeler Carter	34	Gail K. Hamm
8	Patrick J. Flaherty	35	Brian O'Connor
9	Christopher R. Stone	36	James Field Spallone
10	Melody A. Currey	37	Gary Orefice
11	Michael A. Christ	38	Andrea L. Stillman
12	David H. Blackwell	39	Wade A. Hyslop, Jr.
13	John W. Thompson	40	Nancy DeMarinis
14	Nancy E. Kerensky	41	Lenny T. Winkler
15	Mary U. Eberle	42	Mary K. McGrattan
16	Robert Heagney	43	Diana S. Urban
17	Jessie Stratton	44	Michael Caron
18	Andrew M. Fleischmann	45	Steven Mikutel
19	Robert Farr	46	Peter A. Nystrom
20	David McCluskey	47	Jack Malone
21	Demetrios Giannaros	48	Linda A. Orange
22	Elizabeth "Betty" Boukus	49	Walter Pawelkiewicz
23	Theresa B. Gerratana	50	Jefferson B. Davis
24	David Pudlin	51	Shawn T. Johnston
25	John C. Geragosian	52	John D. Mordasky
26	Anthony Tercyak	53	Michael J. Cardin
27	Sandy Nafis	54	Denise Merrill


<u>Assembly</u>	<u>NAME</u>	<u>Assembly</u>	<u>NAME</u>
<u>District</u>		<u>District</u>	
55	Pamela Z. Sawyer	89	Vickie Orsini Nardello
56	Claire Janowski	90	Mary G. Fritz
57	Ted Graziani	91	Peter F. Villano
58	Kathy Tallarita	92	Patricia Dillon
59	Stephen Jarmoc	93	Howard C. Scipio
60	Peggy Sayers	94	William R. Dyson
61	Ruth C. Fahrbach	95	John S. Martinez
62	Richard F. Ferrari	96	Cameron C. Staples
63	F. Philip Prelli	97	Robert W. Megna
64	Roberta B. Willis	98	Patricia M. Widlitz
65	John S. Kovaleski	99	Michael P. Lawlor
66	Craig A. Miner	100	Theodore V. Raczka
67	Clark J. Chapin	101	Peter Metz
68	Brian J. Flaherty	102	Peter J. Panaroni, Jr.
69	Arthur J. O'Neill	103	J. Brendan Sharkey
70	Kevin M. DelGobbo	104	Vincent J. Tonucci
71	Anthony J. D'Amelio	105	Len Greene
72	Reginald G. Beamon	106	Julia B. Wasserman
73	Jeffrey J. Berger	107	David A. Scribner
74	Michael J. Jarjura	108	Mary Ann Carson
75	Thomas F. Conway	109	Lew Wallace
76	John Piscopo	110	Bob Godfrey
77	Roger B. Michele	111	John H. Frey
78	William A. Hamzy	112	Pat Shea
79	Kosta Diamantis	113	Richard O. Belden
80	Dennis H. Cleary	114	Themis Klarides
81	Christopher Murphy	115	Stephen D. Dargan
82	Emil "Buddy" Altobello	116	Louis P. Esposito, Jr.
83	Jim Abrams	117	Ray Collins
84	Christopher G. Donovan	118	James A. Amann
85	Mary M. Mushinsky	119	Richard F. Roy
86	Robert M. Ward	120	John A. Harkins
87	Steve Fontana	121	Terry Backer
88	Nancy Beals	122	Lawrence G. Miller

<u>Assembly</u>	<u>NAME</u>	<u>Assembly</u>	<u>NAME</u>
<u>District</u>		<u>District</u>	
123	T. R. Rowe	138	Mark Boughton
124	Ernest E. Newton II	139	Kevin Ryan
125	Robert T. Keeley, Jr.	140	Joseph D. Clemmons
126	Christopher L. Caruso	141	John J. Ryan
127	Jacqueline M. Cocco	142	Lawrence F. Cafero, Jr.
128	Lydia N. Martinez	143	Antionietta Toni Boucher
129	Lee Samowitz	144	John Wayne Fox
130	Felipe Reinoso	145	Christel H. Truglia
131	Ronald S. San Angelo	146	Moira K. Lyons
132	Carl J. Dickman	147	Michael Fedele
133	Cathy C. Tymniak	148	Anne B. McDonald
134	John E. Stone, Jr.	149	Livvy R. Floren
135	John E. Stripp	150	Lile R. Gibbons
136	Ken Bernhard	151	Claudia M. Powers
137	Alex A. Knopp		


Dated in Hartford, Connecticut
 this twenty-ninth day of November
 Two Thousand



 Susan Bysiewicz
 Secretary of the State



 Howard G. Rifkin
 Deputy Treasurer




 Nancy S. Wyma
 Comptroller


STATE OF CONNECTICUT
OFFICE OF THE SECRETARY OF THE STATE


We, the undersigned, having canvassed the Returns of the Presiding Officers of the Electors' Meetings in the several towns of this State, hereby declare that a majority of the electors present and voting on the following proposed AMENDMENT TO THE CONSTITUTION OF THE STATE OF CONNECTICUT approved the same; and that such proposed amendment is therefore valid to all intents and purposes as a part of the CONSTITUTION OF THE STATE OF CONNECTICUT, in accordance with Article Sixth of the Amendments thereto:

1. Shall the constitution of the state be amended to eliminate county sheriffs?

Dated in Hartford, Connecticut
this twenty-ninth day of November
Two Thousand


Susan Bysiewicz
Secretary of the State


Howard G. Rifkin
Deputy Treasurer


Nancy S. Wyman
Comptroller

[This page intentionally
left blank - End
of File]