

STATE OF CONNECTICUT
SECRETARY OF THE STATE

STATEMENT OF VOTE


GENERAL ELECTION

November 3, 1998

TABULATED FROM RETURNS AS
RECORDED BY THE MODERATORS
AND FILED WITH THE OFFICE OF
SECRETARY OF THE STATE

PRINTED IN COMPLIANCE WITH STATUTE

HARTFORD



Prepared and Paid for by the
SECRETARY OF THE STATE

Miles S. Rapoport
Secretary of the State

TABLE OF CONTENTS

Party Designations	4
Vote for Governor and Lieutenant Governor	5 - 15
Vote for United States Senator	16 - 26
Vote for Secretary of the State	27 - 37
Vote for Treasurer	38 - 48
Vote for Comptroller	49 - 59
Vote for Attorney General	60 - 70
Vote for Representatives in Congress	71 - 78
Vote for State Senators	79 - 90
Vote for State Representatives	91 - 122
Vote for Sheriffs	123 - 130
Vote for Judges of Probate	131 - 157
Vote for Registrars of Voters	158 - 168
Election Day Registration, Turnout, and Absentee Ballot Statistics	169 - 175
Board of Canvassers' Certifications	176 - 191

PARTY DESIGNATIONS

Major Parties

Republican

Democratic

Minor Parties for Certain Offices

Concerned Citizens

Independent

Independence

Libertarian

Natural Law

Party Designations used on Nominating Petitions

Concerned Citizens

Independent

Libertarian

Natural Law

Orange Taxpayers'

Pro-Bethel

Reform

Term Limits

United Advocacy

Petitioning Candidate
(i.e., no party designation)

Governor and Lieutenant Governor

Summarized by Congressional District

Congressional District	Republican	Democratic	Concerned Citizens	Libertarian	Term Limits
	John G. Rowland M. Jodi Reil	Barbara B. Kennelly Joseph Courtney	Joseph A. Zdonczyk Gary R. Garneau	Ned Vane Robert S. Loomis	Roberta M. Scaglione James A. Powell
CD 1	98,847	74,524	1,487	835	349
CD 2	98,558	68,311	638	1,054	355
CD 3	96,226	62,079	1,863	1,124	366
CD 4	82,023	50,824	1,163	763	425
CD 5	119,082	44,553	1,831	896	349
CD 6	123,971	53,896	1,810	965	368
	628,707	354,187	8,792	5,637	2,212

Votes for Registered Write-in Candidate

John Demko and James S. Demko

2

Plurality: 274,520

Governor and Lieutenant Governor

Summarized by County

County	Summarized by County				Term Limits Roberta M. Scaglione James A. Powell
	Republican John G. Rowland M. Jodi Reil	Democratic Barbara B. Kennelly Joseph Courtney	Concerned Citizens Joseph A. Zdonczyk Gary R. Gameau	Libertarian Ned Vare Robert S. Loomis	
Fairfield	154,893	75,728	1,894	1,239	606
Hartford	159,654	103,607	2,461	1,256	560
Litchfield	44,150	15,765	645	377	110
Middlesex	33,962	19,342	264	399	112
New Haven	150,487	80,274	2,929	1,486	518
New London	42,451	30,204	297	442	156
Tolland	26,555	16,163	189	237	79
Windham	16,555	13,104	113	201	71
	628,707	354,187	8,792	5,637	2,212

(6)

Votes for Registered Write-in Candidate John Demko and James S. Demko 2

Plurality: 274,520

Governor and Lieutenant Governor

	Republican John G. Rowland M. Jodi Reil	Democratic Barbara B. Kennelly Joseph Courtney	Concerned Citizens Joseph A. Zdanczyk Gary R. Gameau	Libertarian Ned Vaire Robert S. Loomis	Term Limits Roberta M. Scaglione James A. Powell
Andover	681	417	14	12	2
Ansonia	3,248	1,818	61	31	20
Ashford	710	722	5	18	6
Avon	4,662	1,703	30	21	4
Barkhamsted	888	352	5	8	3
Beacon Falls	1,378	385	17	12	2
Berlin	5,206	2,407	52	33	11
Bethany	1,439	665	16	20	4
Bethel	4,164	1,634	69	24	15
Bethlehem	1,216	302	10	28	3
Bloomfield	2,883	4,525	62	26	16
Bolton	1,329	623	16	8	4
Bozrah	570	397	7	8	2
Branford	6,255	3,546	77	77	21
Bridgeport	10,932	12,428	350	106	154
Bridgewater	578	230	5	6	2
Bristol	10,815	6,060	226	61	55
Brookfield	3,942	1,096	39	23	6
Brooklyn	1,010	769	4	11	2
Burlington	2,058	772	25	14	8

Governor and Lieutenant Governor

	Republican John G. Rowland M. Jodi Reil	Democratic Barbara B. Kennelly Joseph Courtney	Concerned Citizens Joseph A. Zdonczyk Gary R. Garneau	Libertarian Ned Vare Robert S. Loomis	Term Limits Roberta M. Scaglione James A. Powell
Canaan	232	131	6	7	1
Canterbury	907	637	4	12	5
Carlton	2,427	1,051	22	25	10
Chaplin	327	299	7	5	1
Cheshire	7,705	2,632	71	72	24
Chester	932	543	5	15	6
Clinton	2,982	1,217	27	26	7
Colchester	2,827	1,667	8	27	8
Colebrook	387	172	4	9	1
Columbia	1,194	769	8	9	2
Cornwall	333	266	3	4	0
Coventry	2,268	1,527	10	25	10
Cromwell	3,009	1,712	29	31	9
Danbury	9,312	5,202	123	63	26
Darien	5,006	1,185	20	33	7
Deep River	1,133	633	5	18	3
Derby	2,148	1,154	55	16	6
Durham	1,753	763	23	27	7
East Granby	1,288	506	18	16	3
East Haddam	1,920	908	11	22	9

Governor and Lieutenant Governor

	Republican John G. Rowland M. Jodi Rell	Democratic Barbara B. Kennelly Joseph Courtney	Concerned Citizens Joseph A. Zdonczyk Gary R. Garneau	Libertarian Ned Vare Robert S. Loomis	Term Limits Roberta M. Scaglione James A. Powell
East Hampton	2,552	1,344	28	37	8
East Hartford	7,257	6,275	130	63	29
East Haven	4,611	3,028	102	36	13
East Lyme	3,522	2,126	17	24	7
East Windsor	1,954	1,028	31	17	5
Eastford	380	233	2	8	2
Easton	2,067	669	15	14	5
Ellington	2,678	1,172	13	23	4
Enfield	7,748	4,128	113	60	26
Essex	1,873	782	4	14	6
Fairfield	13,166	5,183	131	101	39
Farmington	6,337	2,614	48	42	18
Franklin	391	321	2	1	1
Glastonbury	9,310	4,219	65	71	27
Goshen	789	236	8	5	1
Granby	2,680	970	26	35	8
Greenwich	12,728	4,731	99	86	43
Griswold	1,331	1,306	12	17	8
Groton	5,041	3,365	38	65	20
Gulford	4,926	2,535	39	137	17

Governor and Lieutenant Governor

	Republican John G. Rowland M. Jodi Roll	Democratic Barbara B. Kennelly Joseph Courtney	Concerned Citizens Joseph A. Zdonczyk Gary R. Gamesu	Libertarian Ned Vare Robert S. Loomis	Term Limits Roberta M. Scaglione James A. Powell
Healdam	1,943	1,014	8	22	5
Hamden	9,253	7,348	175	117	46
Hampton	327	304	2	8	3
Hartford	4,854	13,065	314	90	52
Hartland	572	168	10	7	4
Hartwinton	1,566	502	16	10	4
Hebron	1,876	1,026	12	13	4
Kent	734	346	4	4	1
Killingly	2,289	1,613	15	13	10
Killingworth	1,400	636	15	28	3
Lebanon	1,460	853	16	21	2
Ledyard	2,849	1,532	22	23	12
Lisbon	687	539	3	4	4
Litchfield	2,508	766	22	22	6
Lyme	698	312	4	5	4
Madison	4,429	1,714	34	49	12
Manchester	10,094	6,562	162	73	24
Mansfield	1,726	2,498	23	34	17
Marlborough	1,373	762	14	18	4
Meriden	9,398	5,186	211	87	42

Governor and Lieutenant Governor

	Republican John G. Rowland M. Jodi Reil	Democratic Barbara B. Kennelly Joseph Courtney	Concerned Citizens Joseph A. Zdonczyk Gary R. Garneau	Libertarian Ned Vare Robert S. Loomis	Term Limits Roberta M. Scaglione James A. Powell
Middlebury	2,348	514	18	9	4
Middlefield	1,097	678	16	11	5
Middletown	6,660	5,847	50	86	16
Millford	10,760	4,743	137	100	26
Monroe	4,510	1,330	46	45	9
Montville	2,474	1,953	19	30	7
Morris	664	199	12	7	1
Naugatuck	6,575	1,762	107	39	16
New Britain	7,922	6,667	245	61	29
New Canaan	4,868	1,286	18	21	11
New Fairfield	3,379	940	33	25	9
New Hartford	1,613	672	25	19	4
New Haven	7,118	14,037	474	169	56
New London	2,494	2,548	19	32	18
New Milford	5,251	1,847	101	37	13
Newington	6,949	4,476	74	48	24
Newtown	5,505	1,839	62	43	11
Norfolk	394	239	8	7	0
North Branford	2,954	1,161	46	29	10
North Canaan	645	241	7	7	0

Governor and Lieutenant Governor

	Republican John G. Rowland M. Jodi Reil	Democratic Barbara B. Kennelly Joseph Courtney	Concerned Citizens Joseph A. Zdonczyk Gary R. Garneau	Libertarian Ned Vare Robert S. Loomis	Term Limits Roberta M. Scaglione James A. Powell
North Haven	5,845	2,800	85	58	17
North Stonington	1,011	608	4	12	2
Norwalk	11,178	7,323	175	75	40
Norwich	4,738	4,739	47	59	28
Old Lyme	2,174	1,067	5	18	3
Old Saybrook	2,879	1,219	10	20	14
Orange	4,123	1,461	26	26	12
Oxford	2,293	638	23	40	7
Plainfield	1,896	1,722	13	17	11
Plainville	3,574	1,947	68	36	20
Plymouth	2,463	943	44	12	4
Pomfret	758	492	1	15	6
Portland	2,257	1,361	27	25	12
Preston	773	692	12	14	4
Prospect	2,756	613	43	13	6
Putnam	1,346	1,025	16	14	1
Redding	1,957	842	14	17	11
Ridgefield	5,921	1,659	44	46	15
Rocky Hill	3,787	2,271	41	22	12
Roxbury	599	282	6	8	1

Governor and Lieutenant Governor

	Republican John G. Rowland M. Jodi Reil	Democratic Barbara B. Kennelly Joseph Courtney	Concerned Citizens Joseph A. Zdonczyk Gary R. Garneau	Libertarian Ned Vare Robert S. Loomis	Term Limits Roberta M. Scaglione James A. Powell
Salem	833	474	5	8	1
Salisbury	939	622	17	11	5
Scotland	284	227	3	1	2
Seymour	3,413	1,212	36	40	12
Sharon	682	319	3	9	2
Shelton	8,872	2,739	100	62	31
Sherman	862	391	13	10	2
Simsbury	7,083	2,512	68	47	12
Somers	2,086	768	19	8	2
South Windsor	6,675	3,213	73	35	16
Southbury	5,343	1,881	40	29	6
Southington	9,670	4,013	131	76	36
Sprague	538	394	6	5	2
Stafford	2,703	1,583	22	17	7
Stamford	15,659	11,041	227	164	81
Sterling	422	276	4	9	0
Stonington	3,604	2,246	19	37	11
Stratford	9,855	5,035	172	81	37
Suffield	2,967	1,116	23	32	7
Thomaston	1,954	550	24	4	4

Governor and Lieutenant Governor

	Republican John G. Rowland M. Jodi Reil	Democratic Barbara B. Kennelly Joseph Courtney	Concerned Citizens Joseph A. Zdonczyk Gary R. Garneau	Libertarian Ned Vare Robert S. Loomis	Term Limits Roberta M. Scaglione James A. Powell
Thompson	1,680	1,055	4	15	7
Tolland	3,135	1,540	15	25	13
Torrington	7,740	2,836	124	50	29
Trumbull	8,594	3,147	66	71	32
Union	188	131	1	4	1
Vernon	5,564	3,319	26	40	11
Voluntown	355	320	3	7	0
Wallingford	9,013	4,191	222	75	36
Warren	369	121	5	6	0
Washington	890	430	13	19	2
Waterbury	18,481	6,993	521	104	45
Waterford	4,081	2,745	29	25	12
Watertown	5,815	1,356	102	21	12
West Hartford	14,599	10,740	151	100	43
West Haven	7,966	6,140	185	62	38
Westbrook	1,572	685	6	17	2
Weston	2,232	963	9	23	5
Westport	5,901	3,343	41	65	10
Weathersfield	7,011	4,353	107	52	28
Willington	1,127	800	10	19	2

Governor and Lieutenant Governor

	Republican John G. Rowland M. Jodi Reil	Democratic Barbara B. Kennelly Joseph Courtney	Concerned Citizens Joseph A. Zdonczyk Gary R. Garneau	Libertarian Ned Vare Robert S. Loomis	Term Limits Roberta M. Scaglione James A. Powell
Wilton	4,283	1,522	28	41	7
Winchester	2,184	1,017	47	28	8
Windham	2,743	2,882	28	39	12
Windsor	5,248	4,188	66	62	19
Windsor Locks	2,641	1,296	46	13	10
Wolcott	4,337	1,010	96	20	16
Woodbridge	2,372	1,297	12	19	4
Woodbury	2,717	788	24	29	3
Woodstock	1,476	848	5	16	3
	<u>628,707</u>	<u>354,187</u>	<u>8,792</u>	<u>5,637</u>	<u>2,212</u>

John Demko and James S. Demko 2

Plurality: 274,520

United States Senator

Summarized by Congressional District

Congressional District	Republican Gary A. Franks	Democratic Christopher J. Dodd	Concerned Citizens William Kozak	Libertarian Willey J. Moore	Term Limits Lois A. Grasso
CD 1	43,928	120,664	2,132	856	1,327
CD 2	50,283	111,162	1,085	880	943
CD 3	43,826	107,697	2,290	876	927
CD 4	52,122	85,351	1,439	681	877
CD 5	61,768	95,142	2,586	826	983
CD 6	60,250	108,290	2,729	1,077	1,460
	312,177	628,306	12,261	5,196	6,517

Plurality: 316,129

United States Senator

Summarized by County

County	Republican Gary A. Franks	Democratic Christopher J. Dodd	Concerned Citizens William Kozak	Libertarian Wilkey J. Moore	Term Limits Lois A. Grasso
Fairfield	86,270	136,485	2,498	1,134	1,319
Hartford	71,488	177,679	3,661	1,300	2,134
Litchfield	22,842	34,147	893	477	456
Middlesex	15,699	35,795	403	333	328
New Haven	71,294	148,530	3,760	1,220	1,428
New London	22,484	48,211	500	355	387
Tolland	12,869	27,947	316	212	310
Windham	9,231	19,512	230	165	155
	312,177	628,306	12,261	5,196	6,517

Plurality: 316,129

United States Senator

	Republican Gary A. Franks	Democratic Christopher J. Dodd	Concerned Citizens William Kozak	Libertarian Willey J. Moore	Term Limits Lois A. Grasso
Andover	344	718	14	10	9
Ansonia	1,352	3,440	92	26	33
Ashford	403	982	11	15	10
Avon	2,585	3,554	59	28	31
Barkhamsted	492	898	16	9	7
Beacon Falls	673	1,010	28	7	2
Berlin	2,169	4,818	99	29	58
Bethany	815	1,214	15	12	12
Bethel	2,197	3,366	106	28	36
Bethlehem	691	742	16	27	14
Bloomfield	1,317	5,680	91	34	58
Bolton	679	1,178	29	9	20
Bozrah	286	652	8	5	5
Branford	2,885	6,776	89	39	48
Bridgewater	4,624	16,984	419	111	304
Bridgewater	341	433	7	12	4
Bristol	4,169	11,669	357	70	163
Brookfield	2,227	2,685	61	33	15
Brooklyn	595	1,137	13	8	12

United States Senator

	Republican Gary A. Franks	Democratic Christopher J. Dodd	Concerned Citizens William Kozak	Libertarian Wilkey J. Moore	Term Limits Lois A. Grasso
Burlington	1,016	1,741	27	12	27
Canaan	139	200	5	9	1
Canterbury	580	911	16	15	9
Canton	1,231	2,130	37	18	30
Chaplin	208	385	7	6	3
Cheshire	3,692	6,332	115	59	61
Chester	418	1,038	5	13	6
Clinton	1,318	2,735	44	20	37
Colchester	1,271	3,148	20	11	18
Colebrook	208	334	8	4	1
Columbia	579	1,380	15	8	9
Cornwall	192	387	3	3	2
Coventry	1,138	2,253	22	19	37
Cromwell	1,291	3,223	51	33	33
Danbury	4,721	9,195	176	55	70
Darien	3,628	2,391	24	28	25
Deep River	517	1,189	7	12	14
Derby	872	2,228	92	17	22
Durham	878	1,594	28	14	17
East Granby	650	1,061	27	13	21

United States Senator

	Republican Gary A. Franks	Democratic Christopher J. Dodd	Concerned Citizens William Kozak	Libertarian Widley J. Moore	Term Limits Lois A. Grasso
East Haddam	840	1,935	15	21	18
East Hampton	1,253	2,514	43	28	31
East Hartford	2,872	9,854	186	63	130
East Haven	1,925	5,164	156	34	46
East Lyme	1,667	3,675	39	22	24
East Windsor	836	1,988	67	20	18
Eastford	256	344	8	3	4
Easton	1,263	1,396	19	11	10
Ellington	1,335	2,383	25	22	23
Enfield	3,282	7,941	176	71	115
Essex	944	1,656	7	17	4
Fairfield	6,953	10,751	186	86	63
Farmington	3,032	5,513	84	43	69
Franklin	226	462	4	1	6
Glastonbury	4,086	8,897	108	66	115
Goshen	434	548	7	5	6
Granby	1,473	2,042	45	32	41
Greenwich	8,676	8,356	112	74	80
Griswold	746	1,797	19	15	19
Groton	2,781	5,424	57	39	41

United States Senator

	Republican Gary A. Franks	Democratic Christopher J. Dodd	Concerned Citizens William Kozak	Libertarian Widley J. Moore	Term Limits Lois A. Grasso
Guilford	2,338	5,019	53	65	36
Haddam	935	1,934	16	16	30
Hamden	4,131	11,790	232	104	81
Hampton	196	424	4	4	4
Hartford	2,237	14,336	346	102	153
Hartland	376	344	8	9	8
Harwinton	816	1,170	31	14	23
Hebron	910	1,912	29	11	12
Kent	438	608	8	3	5
Killingly	1,184	2,561	35	21	20
Killingworth	704	1,295	22	17	10
Lebanon	789	1,443	25	12	6
Ledyard	1,716	2,584	21	23	22
Lisbon	384	820	10	3	2
Litchfield	1,359	1,752	35	30	22
Lyme	392	594	4	7	9
Madison	2,564	3,537	49	37	38
Manchester	4,744	11,244	235	76	142
Mansfield	854	3,060	30	29	35
Marlborough	660	1,407	25	12	26

United States Senator

	Republican Gary A. Franks	Democratic Christopher J. Dodd	Concerned Citizens William Kozak	Libertarian Willey J. Moore	Term Limits Lois A. Grasso
Menden	3,739	10,152	303	74	110
Middlebury	1,402	1,281	32	20	18
Middlefield	501	1,207	23	14	15
Middletown	2,838	9,068	79	71	53
Milford	4,943	9,877	223	76	107
Monroe	2,348	3,309	71	37	35
Montville	1,279	3,020	34	23	24
Morris	382	434	12	10	8
Naugatuck	2,814	4,991	151	37	59
New Britain	3,187	9,946	389	65	98
New Canaan	3,640	2,421	24	21	21
New Fairfield	1,881	2,301	67	19	18
New Hartford	904	1,310	28	19	17
New Haven	2,903	16,974	518	143	123
New London	1,181	3,728	43	32	33
New Milford	2,739	4,086	102	69	45
Newington	2,860	7,954	112	44	77
Newtown	2,766	4,365	87	50	43
Norfolk	233	382	8	6	8

United States Senator

	Republican Gary A. Franks	Democratic Christopher J. Dodd	Concerned Citizens William Kozak	Libertarian Willey J. Moore	Term Limits Lois A. Grasso
North Branford	1,279	2,669	51	27	26
North Canaan	352	467	15	7	5
North Haven	2,932	5,238	123	43	46
North Stonington	641	958	6	6	2
Norwalk	6,360	11,410	235	78	94
Norwich	2,345	6,888	88	61	77
Old Lyme	1,183	1,968	10	16	9
Old Saybrook	1,508	2,526	12	17	18
Orange	2,094	3,330	36	24	16
Oxford	1,273	1,565	41	32	24
Plainfield	1,061	2,453	25	13	15
Plainville	1,383	3,738	110	30	63
Plymouth	1,058	2,171	59	16	35
Pomfret	488	754	6	10	5
Portland	1,001	2,436	40	18	27
Preston	527	906	12	12	11
Prospect	1,489	1,689	56	14	25
Pulham	770	1,525	12	8	17
Redding	1,221	1,516	24	10	14
Ridgely	3,521	4,242	68	34	34

United States Senator

	Republican Gary A. Franks	Democratic Christopher J. Dodd	Concerned Citizens William Kozak	Libertarian Witley J. Moore	Term Limits Lois A. Grasso
Rocky Hill	1,606	4,137	64	26	44
Roxbury	399	451	14	8	6
Salem	443	833	11	6	6
Salisbury	566	944	17	16	6
Scotland	174	326	5	0	2
Seymour	1,581	2,804	71	28	33
Sharon	438	526	6	9	9
Shelton	4,608	6,672	170	64	68
Sherman	550	674	12	8	6
Simsbury	3,715	5,524	103	51	79
Somers	1,151	1,560	43	11	26
South Windsor	2,765	6,690	96	37	75
Southbury	3,271	3,512	58	28	33
Southington	4,230	8,881	197	70	114
Sprague	285	633	10	4	7
Stafford	1,095	2,965	28	16	31
Stamford	8,271	17,520	250	146	171
Sterling	254	430	5	8	7
Stonington	1,948	3,728	29	28	39

United States Senator

	Republican Gary A. Franks	Democratic Christopher J. Dodd	Concerned Citizens William Kozak	Libertarian Wildey J. Moore	Term Limits Lois A. Grasso
Stratford	4,686	9,674	213	79	78
Suffield	1,574	2,286	46	20	32
Thomaston	969	1,427	46	9	14
Thompson	864	1,797	25	13	19
Tolland	1,522	3,053	28	23	31
Torrington	3,318	6,570	213	58	86
Trumbull	4,512	6,888	100	57	56
Union	104	206	2	2	3
Vernon	2,563	5,982	39	42	58
Voluntown	212	441	5	8	2
Wallingford	3,894	8,756	167	68	90
Warren	223	261	4	4	1
Washington	529	730	16	20	14
Waterbury	10,162	13,773	634	109	187
Waterford	2,172	4,508	45	21	25
Watertown	2,971	3,776	129	42	58
West Hartford	6,461	17,793	216	108	152
West Haven	3,166	10,093	249	62	99
Westbrook	753	1,435	11	22	15
Weston	1,360	1,805	4	23	17

United States Senator

	Republican Gary A. Franks	Democratic Christopher J. Dodd	Concerned Citizens William Kozak	Libertarian Willey J. Moore	Term Limits Lois A. Grasso
Westport	3,375	5,722	33	47	33
Weathersfield	3,366	7,482	182	61	74
Willington	595	1,297	12	10	16
Wilton	2,882	2,842	37	35	28
Winchester	1,025	2,015	59	31	39
Windham	1,169	4,216	46	28	21
Windsor	2,501	6,472	101	69	73
Windsor Locks	1,106	2,557	68	21	48
Wolcott	2,186	2,863	107	20	38
Woodbridge	1,119	2,453	19	15	15
Woodbury	1,626	1,725	29	37	20
Woodstock	1,029	1,257	12	13	7
	<u>312,177</u>	<u>628,306</u>	<u>12,261</u>	<u>5,196</u>	<u>6,517</u>

Plurality: 316,129

Secretary of the State

Summarized by Congressional District

Congressional District	Republican Ben Andrews	Democratic Susan Bysiewicz	Libertarian Kenneth F. Mosher
CD 1	49,749	108,780	1,506
CD 2	53,305	99,119	1,689
CD 3	53,882	88,548	1,469
CD 4	62,855	63,815	1,565
CD 5	71,624	76,413	1,703
CD 6	66,645	94,969	1,988
	<u>358,060</u>	<u>531,644</u>	<u>9,920</u>

Votes for Registered Write-in Candidate

Abraham Abe Ziskis

10

Plurality: 173,584

Secretary of the State

Summarized by County

County	Republican Ben Andrews	Democratic Susan Bysiewicz	Libertarian Kenneth F. Mosher
Fairfield	104,700	101,927	2,553
Hartford	79,553	160,505	2,341
Litchfield	26,447	27,600	839
Middlesex	15,855	34,351	485
New Haven	84,034	123,119	2,161
New London	24,228	41,082	780
Tolland	13,711	25,656	441
Windham	9,532	17,404	320
	358,060	531,644	9,920

Votes for Registered Write-in Candidate Abraham Abe Ziskis 10

Plurality: 173,584

Secretary of the State

	Republican Ben Andrews	Democratic Susan Bysiewicz	Libertarian Kenneth F. Mosher
Andover	375	645	18
Ansonia	1,462	2,980	57
Ashford	418	941	20
Avon	2,720	3,223	55
Bankhamsted	573	595	15
Beacon Falls	723	862	23
Berlin	2,141	4,423	72
Bothany	982	982	14
Bethel	2,750	2,476	65
Bethlehem	738	593	50
Bloomfield	2,153	4,593	59
Bolton	732	1,035	20
Bozrah	306	591	12
Branford	3,350	5,568	78
Bridgeport	5,621	13,538	243
Bridgewater	392	322	14
Bristol	4,564	10,760	139
Brookfield	2,685	1,968	55
Brooklyn	622	1,001	15

Secretary of the State

	Republican Ben Andrews	Democratic Susan Bysiewicz	Libertarian Kenneth F. Mosher
Burlington	1,086	1,622	25
Canaan	159	162	10
Canterbury	602	854	20
Canton	1,350	1,882	46
Chaplin	201	360	7
Cheshire	4,217	5,333	96
Chester	476	826	20
Clinton	1,505	2,318	46
Colchester	1,418	2,799	30
Colebrook	224	283	8
Columbia	581	1,253	13
Cornwall	220	331	10
Coventry	1,185	2,357	25
Cromwell	1,282	3,172	46
Danbury	5,715	7,219	132
Darien	4,054	1,526	67
Deep River	575	1,079	13
Derby	1,000	1,915	40
Durham	736	1,739	23
East Granby	727	965	18

Secretary of the State

	Republican Ben Andrews	Democratic Susan Bysiewicz	Libertarian Kenneth F. Mosher
East Haddam	919	1,738	24
East Hampton	1,215	2,428	43
East Hartford	2,994	9,350	92
East Haven	2,302	4,281	58
East Lyme	1,981	3,165	53
East Windsor	924	1,826	36
Eastford	270	312	8
Easton	1,474	1,036	29
Ellington	1,410	2,158	35
Enfield	3,389	7,371	129
Essex	1,070	1,426	17
Fairfield	8,909	7,766	173
Farmington	3,281	4,974	74
Franklin	232	415	3
Glastonbury	4,787	7,781	109
Goshen	488	454	10
Granby	1,570	1,879	42
Greenwich	9,757	5,705	222
Griswold	701	1,667	32
Groton	3,190	4,367	111

Secretary of the State

	Republican Ben Andrews	Democratic Susan Bysiewicz	Libertarian Kenneth F. Mosher
Guilford	2,935	4,100	69
Haddam	917	1,900	30
Hamden	5,181	9,906	131
Hampton	227	357	13
Hartford	3,653	11,789	150
Hartland	383	309	12
Harwinton	950	980	22
Hebron	873	1,710	39
Kent	511	475	10
Killingly	1,242	2,256	45
Killingworth	734	1,185	32
Lebanon	824	1,296	35
Ledyard	1,752	2,210	51
Lebanon	338	787	8
Litchfield	1,534	1,462	43
Lyme	451	493	7
Madison	2,871	2,901	58
Manchester	5,032	10,558	169
Mansfield	968	3,077	46
Marlborough	701	1,296	36

Secretary of the State

	Republican Ben Andrews	Democratic Susan Bysiewicz	Libertarian Kenneth F. Mosher
Meriden	4,107	9,168	131
Middlebury	1,580	1,011	28
Middlefield	418	1,307	14
Middletown	2,641	9,219	91
Milford	6,151	7,595	150
Monroe	3,126	2,218	77
Montville	1,233	2,766	45
Morris	410	365	15
Naugatuck	3,111	4,088	74
New Britain	3,179	9,289	137
New Canaan	4,113	1,653	72
New Fairfield	2,287	1,602	69
New Hartford	996	1,142	30
New Haven	4,176	14,347	262
New London	1,984	3,039	82
New Milford	3,358	2,950	111
Newington	2,932	7,437	77
Newtown	3,554	3,209	92
Norfolk	249	337	16

Secretary of the State

	Republican Ben Andrews	Democratic Susan Bystewicz	Libertarian Kenneth F. Mosher
North Branford	1,641	2,075	37
North Canaan	426	375	8
North Haven	3,507	4,280	67
North Stonington	711	749	18
Norwalk	7,893	8,690	202
Norwich	2,342	5,787	117
Old Lyme	1,209	1,780	19
Old Saybrook	1,581	2,252	35
Orange	2,660	2,434	33
Oxford	1,367	1,273	58
Plainfield	1,065	2,206	36
Plainville	1,485	3,432	59
Plymouth	1,179	1,929	33
Pomfret	545	650	13
Portland	948	2,393	29
Preston	471	844	27
Prospect	1,611	1,411	31
Putnam	756	1,366	9
Redding	1,449	1,121	36
Ridgefield	4,425	2,783	105

Secretary of the State

	Republican Ben Andrews	Democratic Susan Bysiewicz	Libertarian Kenneth F. Mosher
Rocky Hill	1,672	3,896	51
Roxbury	432	394	15
Salem	469	720	14
Salisbury	640	801	24
Scotland	166	305	1
Seymour	1,734	2,381	39
Sharon	495	438	13
Shelton	5,365	5,291	121
Sherman	663	490	15
Simsbury	4,218	4,869	79
Somers	1,131	1,504	28
South Windsor	3,193	5,791	72
Southbury	4,170	2,746	93
Southington	4,598	8,023	133
Sprague	297	587	8
Stafford	1,197	2,517	40
Stamford	9,957	13,630	323
Sterling	216	387	14
Stonington	2,370	2,813	46

Secretary of the State

	Republican Ben Andrews	Democratic Susan Bysiewicz	Libertarian Kenneth F. Mosher
Stratford	5,983	7,364	148
Suffield	1,586	2,119	43
Thomaston	1,124	1,163	21
Thompson	854	1,589	41
Tolland	1,646	2,709	60
Torrington	4,023	5,258	120
Trumbull	5,784	4,781	95
Union	102	181	6
Vernon	2,829	5,296	81
Voluntown	197	400	11
Wallingford	4,425	7,412	98
Warren	246	218	7
Washington	616	588	31
Waterbury	10,714	11,739	230
Waterford	2,352	3,807	51
Watertown	3,373	3,051	96
West Hartford	7,685	15,895	184
West Haven	4,070	8,307	135
Westbrook	838	1,269	22
Weston	1,697	1,318	40

Secretary of the State

	Republican Ben Andrews	Democratic Susan Bysiewicz	Libertarian Kenneth F. Mosher
Westport	3,987	4,593	103
Wethersfield	3,361	7,203	97
Willington	582	1,214	30
Wilton	3,442	1,950	69
Winchester	1,217	1,618	45
Windham	1,300	3,681	52
Windsor	3,024	5,621	108
Windsor Locks	1,165	2,329	38
Wolcott	2,440	2,248	39
Woodbridge	1,567	1,765	32
Woodbury	1,874	1,316	62
Woodstock	1,048	1,139	26
	<u>358,060</u>	<u>531,644</u>	<u>9,920</u>

Votes for Registered Write-in Candidate
Abraham Abe Zaluski 10

Plurality: 173,584

Treasurer

Summarized by Congressional District

Congressional District	Republican Paul J. Silvester	Democratic Denise Nappier	Concerned Citizens Joseph J. Ciccomascio	Libertarian Louis A. Garofalo
CD 1	66,578	89,177	1,402	1,553
CD 2	68,648	80,660	997	1,599
CD 3	63,127	75,444	1,590	1,714
CD 4	67,503	58,314	1,327	2,138
CD 5	83,035	61,039	1,899	2,231
CD 6	84,998	71,939	1,836	2,140
	433,889	436,573	9,051	11,375

Plurality: 2,684

Treasurer

Summarized by County

County	Republican Paul J. Silvester	Democratic Denise Nappier	Concerned Citizens Joseph J. Ciccomascolo	Libertarian Louis A. Garofalo
Fairfield	114,584	89,880	2,131	3,360
Hartford	106,385	128,271	2,381	2,423
Litchfield	31,374	21,275	623	918
Middlesex	22,733	24,883	344	702
New Haven	98,515	102,838	2,661	2,656
New London	30,212	34,728	465	650
Tolland	18,395	19,868	271	379
Windham	11,691	14,830	175	287
	433,889	436,573	9,051	11,375

Plurality: 2,684

Treasurer

	Republican Paul J. Silvester	Democratic Denise Nappier	Concerned Citizens Joseph J. Ciccomascolo	Libertarian Louis A. Garofalo
Andover	489	504	7	17
Ansonia	1,929	2,356	64	75
Ashford	508	817	6	17
Avon	3,623	2,212	35	50
Barkhamsted	678	454	7	11
Beacon Falls	923	598	30	29
Berlin	3,201	3,095	81	62
Bethany	1,087	799	11	29
Bethel	3,029	2,050	86	85
Bethlehem	888	420	18	45
Bloomfield	1,815	5,047	51	39
Bolton	994	733	18	18
Bozrah	374	492	9	10
Branford	4,049	4,638	80	3
Bridgeport	5,731	13,669	378	304
Bridgewater	433	251	2	17
Bristol	6,573	8,409	237	134
Brookfield	2,983	1,549	32	76
Brooklyn	766	843	10	13

Treasurer

	Republican Paul J. Silvester	Democratic Denise Nappier	Concerned Citizens Joseph J. Ciccomascolo	Libertarian Louis A. Garofalo
Burlington	1,485	1,104	20	26
Canaan	160	151	5	10
Centerbury	754	660	7	15
Canton	1,744	1,422	20	42
Chaplin	251	292	4	9
Cheshire	5,346	3,922	75	120
Chester	626	742	1	16
Clinton	2,004	1,743	36	48
Colchester	1,916	2,206	10	29
Colebrook	271	231	5	8
Columbia	817	955	7	8
Corwall	245	300	5	7
Coventry	1,565	1,926	15	27
Cromwell	2,004	2,198	46	74
Danbury	6,459	6,350	123	172
Darien	4,267	1,301	27	75
Deep River	747	856	6	13
Derby	1,303	1,473	59	116
Durham	1,256	1,000	23	33
East Granby	904	742	13	19

Treasurer

	Republican Paul J. Silvester	Democratic Denise Nappier	Concerned Citizens Joseph J. Ciccomascolo	Libertarian Louis A. Garofalo
East Haddam	1,285	1,284	17	26
East Hampton	1,710	1,775	34	53
East Hartford	4,223	7,882	127	121
East Haven	2,809	3,611	112	79
East Lyme	2,483	2,610	21	50
East Windsor	1,203	1,461	39	29
Eastford	308	248	3	6
Easton	1,618	879	15	33
Ellington	1,845	1,606	25	32
Enfield	4,937	5,329	137	170
Essex	1,340	1,091	4	30
Fairfield	10,214	6,247	109	230
Farmington	4,456	3,533	37	78
Franklin	283	354	7	2
Glastonbury	6,926	5,271	57	109
Goshen	601	326	7	8
Granby	1,958	1,398	29	40
Greenwich	10,182	5,195	144	325
Griswold	957	1,373	24	25
Groton	3,760	3,696	59	81

Treasurer

	Republican Paul J. Silverster	Democratic Denise Nappier	Concerned Citizens Joseph J. Ciccomascolo	Libertarian Louis A. Garofalo
Guilford	3,470	3,346	35	101
Haddam	1,395	1,322	16	36
Hamden	5,834	8,503	177	164
Hampton	268	303	5	12
Hartford	2,571	13,318	217	130
Hartland	462	222	6	12
Hartwinton	1,169	695	14	30
Hebron	1,394	1,224	24	25
Kent	552	415	3	14
Killingly	1,523	1,911	23	34
Killingworth	1,008	821	14	38
Lebanon	1,054	1,022	15	30
Ledyard	2,148	2,144	29	36
Lisbon	482	607	14	9
Litchfield	1,828	1,082	24	40
Lyme	537	383	6	15
Madison	3,423	2,186	36	67
Manchester	7,098	8,170	158	173
Mansfield	1,243	2,662	27	46
Marlborough	971	966	15	27

Treasurer

	Republican Paul J. Silvester	Democratic Denise Neppier	Concerned Citizens Joseph J. Ciccomascolo	Libertarian Louis A. Garofalo
Meriden	5,244	7,477	166	175
Middlebury	1,868	698	17	26
Middlefield	670	892	6	28
Middletown	4,077	6,866	79	191
Milford	7,289	6,173	167	230
Monroe	3,347	1,879	69	95
Montville	1,626	2,242	36	42
Morris	505	267	8	16
Naugatuck	3,944	2,928	83	116
New Britain	4,348	7,422	224	124
New Canaan	4,229	1,519	22	70
New Fairfield	2,444	1,360	80	66
New Hartford	1,223	863	21	25
New Haven	3,468	14,949	364	229
New London	1,542	2,895	53	54
New Milford	3,727	2,378	93	152
Newington	4,386	5,637	85	93
Newtown	4,089	2,505	70	108
Norfolk	298	275	5	13

Treasurer

	Republican Paul J. Silvester	Democratic Denise Nappier	Concerned Citizens Joseph J. Ciccomascolo	Libertarian Louis A. Garofalo
North Branford	2,039	1,557	46	46
North Canaan	477	297	7	12
North Haven	4,151	3,358	90	73
North Stonington	785	638	6	18
Norwalk	8,040	8,311	186	379
Norwich	3,195	5,051	82	94
Old Lyme	1,582	1,339	5	30
Old Saybrook	2,094	1,643	16	35
Orange	3,023	2,003	32	46
Oxford	1,689	901	29	70
Plainfield	1,401	1,873	16	26
Plainville	1,982	2,761	81	56
Plymouth	1,599	1,395	34	34
Pomfret	622	551	2	14
Portland	1,449	1,691	27	55
Preston	622	647	1	16
Prospect	1,903	1,021	35	40
Putnam	848	1,255	12	18
Redding	1,515	1,023	16	44
Ridgefield	4,615	2,473	53	132

Treasurer

	Republican Paul J. Silvester	Democratic Denise Nappier	Concerned Citizens Joseph J. Ciccomascolo	Libertarian Louis A. Garofalo
Rocky Hill	2,568	2,893	52	56
Roxbury	467	343	12	14
Salem	561	593	16	11
Salisbury	691	734	13	19
Scotland	223	242	4	1
Seymour	2,302	1,602	50	85
Sharon	525	382	7	19
Shelton	6,974	3,535	105	151
Sherman	688	456	12	13
Simsbury	5,428	3,425	65	80
Somers	1,443	1,120	23	30
South Windsor	4,195	4,538	72	96
Southbury	4,412	2,241	54	79
Southington	6,327	5,759	141	191
Sprague	366	500	4	8
Stafford	1,540	2,042	35	35
Stamford	10,789	12,641	272	423
Sterling	313	312	7	12
Stonington	2,748	2,422	28	36

Treasurer

	Republican Paul J. Silvester	Democratic Denise Nappier	Concerned Citizens Joseph J. Ciccomascolo	Libertarian Louis A. Garofalo
Stratford	7,048	6,041	164	184
Suffield	1,996	1,639	38	46
Thomaston	1,391	832	15	23
Thompson	1,037	1,359	37	37
Tolland	2,254	1,938	27	46
Torrington	4,996	3,981	139	146
Trumbull	6,566	3,815	82	125
Union	152	123	3	2
Vernon	3,844	4,111	45	68
Voluntown	270	313	3	12
Wallingford	5,641	5,782	120	127
Warren	287	166	7	5
Washington	711	478	10	27
Waterbury	12,188	9,929	550	241
Waterford	2,921	3,201	37	42
Watertown	4,018	2,257	94	85
West Hartford	10,716	12,604	122	172
West Haven	4,653	7,531	74	193
Westbrook	1,068	959	19	26
Weston	1,742	1,254	8	56

Treasurer

	Republican Paul J. Silvester	Democratic Denise Neppier	Concerned Citizens Joseph J. Ciccomascolo	Libertarian Louis A. Garofalo
Westport	4,510	3,975	45	126
Wethersfield	5,314	5,038	110	111
Willington	815	924	15	25
Wilton	3,505	1,853	33	88
Winchester	1,546	1,236	46	69
Windham	1,671	3,193	29	54
Windsor	3,389	5,184	60	93
Windsor Locks	1,586	1,790	52	44
Wolcott	2,878	1,637	87	67
Woodbridge	1,650	1,619	18	30
Woodbury	2,088	1,056	22	69
Woodstock	1,198	951	10	19
	<u>433,889</u>	<u>436,573</u>	<u>9,051</u>	<u>11,375</u>

Plurality: 2,684

Comptroller

Summarized by Congressional District

Congressional District	Republican Christopher Scalzo	Democratic Nancy Wyman	Libertarian Steven Edelman
CD 1	51,737	102,228	1,327
CD 2	53,218	96,823	1,528
CD 3	55,122	84,755	1,387
CD 4	63,053	62,986	1,547
CD 5	78,643	68,013	1,612
CD 6	71,564	86,461	1,806
	373,337	501,266	9,207

Plurality: 127,929

Comptroller

Summarized by County

County	Republican Christopher Scatzo	Democratic Nancy Wyman	Libertarian Steven Edelman
Fairfield	109,232	97,308	2,444
Hartford	84,268	148,884	2,129
Litchfield	27,744	25,653	746
Middlesex	18,422	29,572	472
New Haven	87,480	115,585	2,076
New London	24,075	40,037	699
Tolland	13,100	26,379	333
Windham	9,036	17,848	308
	<hr/> 373,337	<hr/> 501,266	<hr/> 9,207

Plurality: 127,929

Comptroller

	Republican Christopher Scalzo	Democratic Nancy Wyman	Libertarian Steven Edelman
Andover	393	605	14
Ansonia	1,611	2,726	56
Ashford	353	1,033	16
Avon	3,010	2,785	50
Barkhamsted	580	571	9
Beacon Falls	769	784	24
Berlin	2,476	3,746	59
Bethany	953	956	19
Bethel	2,958	2,281	74
Bethlehem	791	533	52
Bloomfield	1,381	4,881	66
Bolton	769	984	11
Bozrah	299	569	14
Branford	3,472	5,266	75
Bridgeport	5,399	13,789	232
Bridgewater	403	296	9
Bristol	4,985	10,061	140
Brookfield	3,026	1,629	51
Brooklyn	590	1,036	13

Comptroller

	Republican Christopher Scalzo	Democratic Nancy Wyman	Libertarian Steven Edelman
Burlington	1,193	1,406	18
Canaan	138	178	12
Canterbury	596	853	18
Canton	1,431	1,756	34
Chaplin	191	374	11
Cheeshire	4,640	4,729	89
Chester	492	890	15
Clinton	1,675	2,129	32
Cotchester	1,478	2,647	25
Colebrook	233	265	9
Columbia	578	1,230	12
Corwall	215	334	10
Coventry	1,171	2,366	24
Cromwell	1,518	2,740	44
Danbury	6,709	6,464	101
Darien	4,010	1,507	67
Deep River	631	974	19
Derby	1,115	1,729	31
Durham	1,033	1,282	18
East Granby	772	883	19

Comptroller

	Republican Christopher Scalzo	Democratic Nancy Wymen	Libertarian Steven Edelman
East Haddam	1,013	1,555	19
East Hampton	1,397	2,123	40
East Hartford	3,278	8,677	98
East Haven	2,479	3,959	43
East Lyme	2,026	3,022	48
East Windsor	972	1,712	37
Eastford	254	323	10
Easton	1,513	997	38
Ellington	1,350	2,207	28
Enfield	3,700	6,707	130
Essex	1,127	1,314	21
Fairfield	9,195	7,300	172
Farmington	3,773	4,334	62
Franklin	203	430	2
Glastonbury	5,294	7,035	92
Goshen	530	405	6
Granby	1,668	1,665	41
Greenwich	9,663	5,737	216
Griswold	685	1,623	29
Groton	3,134	4,208	91

Comptroller

	Republican Christopher Scalzo	Democratic Nancy Wyman	Libertarian Steven Edelman
Guilford	2,988	3,865	74
Haddam	1,075	1,638	31
Hamden	5,121	9,666	137
Hampton	200	383	14
Hartford	2,112	12,648	127
Hartland	399	287	9
Hartwinton	952	939	19
Hebron	1,011	1,628	19
Kent	497	485	10
Killingly	1,176	2,266	37
Killingworth	821	1,028	28
Lebanon	799	1,302	26
Ledyard	1,825	2,085	39
Lisbon	353	726	15
Litchfield	1,617	1,312	39
Lyme	462	462	13
Madison	3,056	2,571	54
Manchester	5,530	9,819	140
Mansfield	831	3,182	46
Marlborough	789	1,177	29

Comptroller

	Republican Christopher Scalzo	Democratic Nancy Wyman	Libertarian Steven Edelman
Meriden	4,605	8,278	151
Middlebury	1,731	853	22
Middlefield	553	1,061	17
Middletown	3,257	7,720	97
Milford	6,451	7,291	161
Monroe	3,210	2,072	72
Montville	1,295	2,567	44
Morris	424	357	10
Naugatuck	3,534	3,449	78
New Britain	3,470	8,261	123
New Canaan	4,086	1,660	68
New Fairfield	2,521	1,415	64
New Hartford	1,015	1,070	24
New Haven	2,991	15,285	232
New London	1,252	3,060	75
New Milford	3,569	2,723	111
Newington	3,485	6,574	66
Newtown	3,836	2,905	90
Norfolk	249	326	14

Comptroller

	Republican Christopher Scalzo	Democratic Nancy Wyman	Libertarian Steven Edelman
North Braintree	1,744	1,879	36
North Canaan	450	342	12
North Haven	3,639	4,007	56
North Stonington	643	782	17
Norwalk	7,796	8,703	189
Nonwich	2,361	5,856	99
Old Lyme	1,328	1,593	26
Old Saybrook	1,794	1,933	33
Orange	2,719	2,316	33
Oxford	1,450	1,194	45
Plainfield	1,016	2,230	32
Plainville	1,617	3,171	50
Plymouth	1,321	1,702	32
Pomfret	503	694	8
Portland	1,122	2,042	35
Preston	477	782	15
Prospect	1,787	1,167	27
Putnam	718	1,411	17
Redding	1,494	1,077	36
Ridgefield	5,677	2,085	62

Comptroller

	Republican Christopher Scalzo	Democratic Nancy Wyman	Libertarian Steven Edelman
Rocky Hill	2,005	3,423	38
Roxbury	447	374	14
Salem	437	740	9
Salisbury	619	810	21
Scotland	164	310	0
Seymour	1,930	2,057	48
Sharon	481	439	9
Shelton	5,998	4,529	107
Sherman	677	488	11
Simsbury	4,492	4,283	66
Somers	1,151	1,455	26
South Windsor	3,237	5,692	76
Southbury	3,984	2,520	71
Southington	5,251	7,052	142
Sprague	272	586	12
Stafford	1,103	2,630	31
Stamford	9,917	13,526	346
Sterling	257	370	12
Stonington	2,197	2,929	37

Comptroller

	Republican Christopher Scatzo	Democratic Nancy Wyman	Libertarian Steven Edelman
Stratford	6,305	6,885	145
Suffield	1,658	1,966	41
Thomaston	1,188	1,047	16
Thompson	845	1,593	37
Tolland	1,426	3,097	34
Tomington	4,241	4,919	99
Trumbull	6,075	4,457	85
Union	98	194	0
Vernon	2,709	5,450	69
Voluntown	203	383	11
Wallingford	4,841	6,633	107
Warren	269	196	6
Washington	638	562	26
Waterbury	11,682	10,584	219
Waterford	2,346	3,685	52
Watertown	3,689	2,669	74
West Hartford	8,066	14,988	165
West Haven	4,073	8,145	118
Westbrook	914	1,143	23
Weston	1,686	1,328	44

Comptroller

	Republican Christopher Scalzo	Democratic Nancy Wyman	Libertarian Steven Edelman
Westport	4,048	4,511	110
Wethersfield	4,141	6,217	79
Willington	510	1,351	19
Wilton	3,433	1,963	64
Winchester	1,252	1,556	48
Windham	1,180	3,764	65
Windsor	2,809	5,581	92
Windsor Locks	1,294	2,087	40
Wolcott	2,604	1,977	43
Woodbridge	1,481	1,699	27
Woodbury	1,936	1,243	55
Woodstock	993	1,208	18
	<u>373,337</u>	<u>501,266</u>	<u>9,207</u>

Plurality: 127,929

Attorney General

Summarized by Congressional District

Congressional District	Republican Santa Mendoza	Democratic Richard Blumenthal	Libertarian Richard J. Pober
CD 1	39,929	121,690	1,004
CD 2	42,751	112,790	1,301
CD 3	41,018	105,258	1,216
CD 4	48,593	84,199	1,226
CD 5	56,827	94,821	1,377
CD 6	53,171	112,830	1,413
	<hr/> 282,289	<hr/> 631,588	<hr/> 7,537

Plurality: 349,299

Attorney General

Summarized by County

County	Republican Santa Mendoza	Democratic Richard Blumenthal	Libertarian Richard J. Pober
Fairfield	81,877	132,955	2,039
Hartford	63,984	181,203	1,622
Litchfield	20,335	35,703	602
Middlesex	13,878	36,064	393
New Haven	64,750	147,906	1,747
New London	18,974	48,458	573
Tolland	10,847	29,385	311
Windham	7,644	19,914	250
	<u>282,289</u>	<u>631,588</u>	<u>7,537</u>

Plurality: 349,299

Attorney General

	Republican Santia Mendoza	Democratic Richard Blumenthal	Libertarian Richard J. Pober
Andover	315	733	12
Ansonia	1,095	3,481	41
Ashford	328	1,038	15
Avon	2,354	3,753	32
Barkhamsted	471	715	11
Beacon Falls	537	1,095	22
Berlin	1,843	4,895	52
Bethany	754	1,229	11
Bethel	2,191	3,116	57
Bethlehem	619	779	42
Bloomfield	1,134	5,695	35
Bolton	595	1,236	7
Bozrah	235	681	9
Branford	2,562	6,567	64
Bridgeport	4,074	16,027	176
Bridgewater	293	460	10
Bristol	3,523	12,153	88
Brookfield	2,293	2,440	41
Brooklyn	449	1,226	15

Attorney General

	Republican Santia Mendoza	Democratic Richard Blumenthal	Libertarian Richard J. Pober
Burlington	887	1,848	15
Canaan	108	225	9
Canterbury	516	964	12
Canton	1,087	2,257	25
Chaplin	169	403	7
Cheshire	3,132	6,737	76
Chester	368	1,056	17
Clinton	1,231	2,700	29
Cotchester	1,023	3,296	20
Colebrook	180	352	7
Columbia	456	1,411	11
Cornwall	154	420	10
Coventry	986	2,651	22
Cromwell	1,094	3,346	25
Danbury	4,666	8,568	110
Darien	3,308	2,549	50
Deep River	459	1,197	17
Derby	745	2,245	28
Durham	748	1,680	13
East Granby	562	1,155	18

Attorney General

	Republican Santa Mendoza	Democratic Richard Blumenthal	Libertarian Richard J. Pober
East Haddam	800	1,878	18
East Hampton	1,069	2,609	35
East Hartford	2,557	9,892	60
East Haven	1,887	4,837	8
East Lyme	1,598	3,686	47
East Windsor	773	2,009	34
Eastford	228	364	6
Easton	1,137	1,471	22
Ellington	1,110	2,523	23
Enfield	2,848	8,051	112
Essex	885	1,651	19
Fairfield	6,652	10,652	146
Farmington	2,870	5,620	53
Franklin	158	506	2
Glastonbury	3,869	8,938	80
Goshen	414	558	5
Granby	1,219	2,289	30
Greenwich	7,817	8,566	155
Griswold	561	1,866	26
Groton	2,654	5,134	62

Attorney General

	Republican Santa Mendoza	Democratic Richard Blumenthal	Libertarian Richard J. Pober
Guilford	2,305	4,842	69
Haddam	790	2,032	24
Hamden	4,010	11,487	117
Hampton	171	431	9
Hartford	2,102	13,504	123
Hartland	338	374	9
Harwinton	681	1,295	14
Hebron	771	1,980	22
Kent	390	611	13
Killingly	927	2,681	31
Killingworth	610	1,344	25
Lebanon	622	1,552	27
Ledyard	1,275	2,920	25
Leban	262	874	11
Litchfield	1,102	1,974	34
Lyme	378	586	10
Madison	2,319	3,554	49
Manchester	4,441	11,501	90
Manfield	744	3,323	44
Marlborough	543	1,507	20

Attorney General

	Republican Santa Mendoza	Democratic Richard Blumenthal	Libertarian Richard J. Pober
Meriden	3,301	10,242	122
Middlebury	1,325	1,346	22
Middlefield	415	1,246	16
Middletown	2,510	8,862	87
Milford	4,489	9,976	117
Monroe	2,156	3,369	51
Montville	1,036	3,040	39
Morris	326	476	15
Naugatuck	2,348	5,052	66
New Britain	2,826	9,799	102
New Canaan	3,605	2,292	65
New Fairfield	1,867	2,132	51
New Hartford	764	1,431	21
New Haven	2,649	16,164	207
New London	979	3,521	61
New Milford	2,610	3,951	77
Newington	2,478	8,105	54
Newtown	2,801	4,171	74
Norfolk	206	401	8

Attorney General

	Republican Santa Mendoza	Democratic Richard Blumenthal	Libertarian Richard J. Pober
North Branford	1,275	2,530	41
North Canaan	338	474	6
North Haven	2,787	5,143	49
North Stonington	508	997	14
Norwalk	6,578	10,604	167
Norwich	1,776	6,874	83
Old Lyme	977	2,083	19
Old Saybrook	1,365	2,532	26
Orange	2,010	3,254	32
Oxford	1,057	1,666	42
Plainfield	833	2,539	24
Plainville	1,147	3,900	40
Plymouth	920	2,285	30
Pomfret	415	794	10
Portland	850	2,467	22
Preston	335	1,033	14
Prospect	1,302	1,783	21
Pulnam	607	1,580	17
Redding	1,269	1,364	36
Ridgefield	3,676	3,491	86

Attorney General

	Republican Santa Mendoza	Democratic Richard Blumenthal	Libertarian Richard J. Pober
Rocky Hill	1,415	4,223	32
Roxbury	370	479	11
Salem	385	837	9
Salisbury	528	951	14
Scotland	143	350	0
Seymour	1,285	2,930	42
Sharon	419	520	10
Shelton	3,941	7,089	91
Sherman	515	665	9
Simsbury	3,346	5,925	53
Somers	923	1,743	20
South Windsor	2,414	6,909	50
Southbury	3,233	3,429	51
Southington	3,416	9,646	102
Sprague	216	670	12
Stafford	964	2,818	52
Stamford	7,188	18,136	250
Sterling	224	428	7
Stonington	1,845	3,496	37

Attorney General

	Republican Santa Mendoza	Democratic Richard Blumenthal	Libertarian Richard J. Pober
Stratford	4,381	9,532	117
Suffield	1,317	2,475	39
Thomaston	832	1,517	12
Thompson	719	1,765	34
Tolland	1,229	3,242	37
Torrington	2,919	6,856	72
Trumbull	4,133	6,886	77
Union	98	184	3
Vernon	2,215	6,128	42
Voluntown	191	433	10
Wallingford	3,383	8,860	148
Warren	204	261	5
Washington	506	747	20
Waterbury	8,834	14,567	157
Waterford	1,960	4,373	36
Watertown	2,509	4,176	57
West Hartford	6,652	17,638	119
West Haven	3,115	9,605	103
Westbrook	684	1,442	20
Weston	1,375	1,716	50

Attorney General

	Republican Santa Mendoza	Democratic Richard Blumenthal	Libertarian Richard J. Pober
Westport	3,306	5,531	97
Wethersfield	2,908	7,869	66
Willington	441	1,403	16
Wilton	2,948	2,578	61
Winchester	926	2,030	46
Windham	997	4,072	43
Windsor	2,134	6,609	66
Windsor Locks	960	2,584	23
Wolcott	1,947	2,894	26
Woodbridge	1,064	2,411	16
Woodbury	1,546	1,759	43
Woodstock	918	1,279	20
	<u>282,289</u>	<u>631,588</u>	<u>7,537</u>

Plurality: 349,299

Representative in Congress 1

	Republican Kevin O'Connor	Democratic John B. Larson	Term Limits Jay E. Palmieri, IV
Andover	533	544	4
Berlin	3,294	3,688	52
Bloomfield	2,096	4,883	34
Bolton	934	844	12
Cromwell	2,105	2,409	28
East Hampton	1,847	1,919	19
East Hartford	3,614	9,721	56
East Windsor	1,233	1,693	13
Glastonbury	6,637	6,604	54
Hartford	3,332	13,096	129
Hebron	1,486	1,357	10
Manchester	7,196	9,062	91
Marlborough	1,006	1,090	13
Newington	4,846	6,089	46
Portland	1,492	1,913	21
Rocky Hill	2,762	3,060	33
South Windsor	3,912	5,802	34
West Hartford	11,934	13,040	184
Weathersfield	5,708	5,484	54
Windsor	3,691	5,383	28
	69,668	97,681	915

Votes for Registered Write-in Candidate Herschel L. Collins 0

Plurality: **28,013**

Representative in Congress 2

	Republican Gary M. Koval	Democratic Sam Gejdenson	Independence Dianne G. Ondusko	Term Limits Paul W. Cook
Ashford	442	942	29	8
Bolton	31	62	1	0
Bozrah	317	582	66	2
Brooklyn	715	971	47	10
Canterbury	710	741	81	5
Chaplin	231	354	19	3
Chester	459	975	26	5
Colchester	1,547	2,721	112	13
Columbia	696	1,193	30	8
Coventry	1,273	2,336	83	15
Deep River	576	1,112	19	5
East Haddam	1,069	1,624	54	12
East Lyme	2,298	3,060	183	16
Eastford	277	323	11	2
Ellington	1,422	2,232	68	18
Essex	1,068	1,505	24	5
Franklin	257	402	43	3
Griswold	892	1,526	151	20
Groton	3,237	4,732	379	45
Haddam	1,090	1,752	45	14
Hampton	240	368	14	5
Killingly	1,413	2,227	124	13
Lebanon	963	1,221	66	7
Ledyard	2,058	2,023	253	11
Lisbon	477	671	60	6
Lyme	470	504	12	3
Mansfield	1,041	3,072	88	21
Middletown	3,008	8,703	220	42
Montville	1,547	2,512	261	20
New London	1,324	3,410	188	34
North Stonington	785	761	58	5
Norwich	2,671	5,962	648	48
Old Lyme	1,385	1,736	47	9
Old Saybrook	1,651	2,278	60	11

Representative in Congress 2

	Republican Gary M. Koval	Democratic Sam Gejdenson	Independence Dianne G. Ondusko	Term Limits Paul W. Cook
Plainfield	1,215	2,079	148	13
Pomfret	523	704	26	3
Preston	644	699	91	6
Putham	845	1,395	60	7
Salem	533	684	60	4
Scotland	216	279	9	1
Sprague	355	539	34	5
Stafford	1,048	2,861	86	17
Sterling	287	372	31	5
Stonington	2,263	3,204	218	26
Thompson	877	1,700	82	18
Tolland	1,587	2,916	73	9
Union	114	189	6	1
Vernon	2,722	5,674	139	30
Voluntown	244	391	30	4
Waterford	2,632	3,826	214	20
Westbrook	782	1,358	38	10
Willington	657	1,215	34	6
Windham	1,610	3,706	114	27
Woodstock	1,066	1,183	53	2
	<hr/> 57,860	<hr/> 99,567	<hr/> 5,116	<hr/> 658

Votes for Registered Write-in Candidate Howard E. Proper Lamchick 1

Plurality: **41,707**

Representative in Congress 3

	Republican Martin T. Reust	Democratic Rosa DeLauro	Term Limits Kristen J. Abbatiello	Natural Law Gail J. Dalby	Reform David P. Cole
Branford	2,578	6,847	27	35	21
Clinton	1,304	2,713	16	13	44
Durham	853	1,568	14	11	13
East Haven	1,794	5,461	34	20	32
Guilford	2,295	5,066	28	27	31
Hamden	4,101	11,873	73	66	50
Killingworth	688	1,293	13	9	9
Madison	2,655	3,415	29	24	74
Middlefield	479	1,215	9	8	11
Milford	4,720	10,331	75	74	65
New Haven	2,577	17,282	113	136	98
North Branford	1,327	2,620	22	16	15
North Haven	2,818	5,436	42	27	29
Orange	1,980	3,393	23	9	15
Stratford	4,320	9,999	58	55	52
Wallingford	3,767	8,884	74	35	38
West Haven	2,958	10,376	76	48	74
Woodbridge	876	1,954	13	7	5
	42,090	109,726	739	620	676

Plurality: 67,636

Representative in Congress 4

	Republican Christopher Shays	Democratic Jonathan Kantrowitz	Libertarian Marshall C. Harrison
Bridgeport	9,992	10,623	271
Darien	5,302	755	64
Fairfield	13,501	4,220	169
Greenwich	13,175	3,629	186
Monroe	3,949	996	44
New Canaan	5,051	933	72
Norwalk	11,681	5,894	182
Stamford	17,022	8,736	291
Trumbull	8,794	2,414	91
Westport	6,300	2,788	79
	<u>94,767</u>	<u>40,988</u>	<u>1,449</u>

Plurality: 53,779

Representative in Congress 5

	Republican Mark Nielsen	Democratic Jim Maloney	Concerned Citizens Robert V. Stradauskas
Ansonia	1,689	2,932	91
Beacon Falls	789	850	39
Bethany	1,000	972	28
Bethel	2,837	2,790	92
Brookfield	2,706	2,208	50
Cheshire	4,963	4,780	104
Danbury	6,275	7,855	184
Derby	1,123	1,868	82
Easton	1,508	1,092	25
Meriden	4,925	8,615	296
Middlebury	1,666	1,027	25
Monroe	356	290	7
Naugatuck	3,780	3,773	192
New Fairfield	2,375	1,863	58
Newtown	3,488	3,605	109
Oxford	1,576	1,223	46
Prospect	1,791	1,276	83
Redding	1,416	1,301	22
Ridgefield	4,316	3,423	63
Seymour	2,017	2,227	79
Shelton	5,846	5,150	195
Southbury	672	437	14
Waterbury	11,092	12,380	624
Weston	1,572	1,553	21
Wilton	3,321	2,336	54
Wolcott	2,629	2,206	124
Woodbridge	323	362	5
	<hr/> 76,051	<hr/> 78,394	<hr/> 2,712

Votes for Registered Write-in Candidate Jeffrey Francis Smith 0

Plurality: 2,343

Representative in Congress

	Republican Nancy L. Johnson	Democratic Charlotte Koskoff	Concerned Citizens Timothy A. Knibbs	Term Limits Mark J. Polon
Avon	4,248	1,946	52	25
Barkhamsted	779	409	20	5
Bethlehem	948	463	45	11
Bridgewater	529	254	11	3
Bristol	7,459	8,827	387	73
Burlington	1,701	1,048	41	9
Canaan	195	147	8	2
Canton	2,185	1,195	59	20
Colebrook	332	202	10	1
Cornwall	297	300	6	1
East Granby	1,163	572	34	7
Enfield	6,350	4,892	231	37
Farmington	5,986	3,114	130	30
Goshen	650	337	20	3
Granby	2,419	1,119	60	19
Hartland	491	217	18	11
Harwinton	1,293	724	32	4
Kent	640	406	11	3
Litchfield	2,065	1,077	59	14
Morris	544	268	26	2
New Britain	6,342	7,348	264	62
New Hartford	1,375	841	48	11
New Milford	4,796	2,050	130	24
Norfolk	348	276	12	5
North Canaan	533	288	15	8
Plainville	2,426	2,898	128	32
Plymouth	1,734	1,559	74	10
Roxbury	517	352	11	3
Salisbury	828	720	17	2
Sharon	590	402	8	1
Sherman	840	406	13	2
Simsbury	6,463	2,830	123	41
Somers	1,775	953	40	17
Southbury	3,778	1,862	70	16

Representative in Congress

6

	Republican	Democratic	Concerned Citizens	Term Limits
Southington	Nancy L. Johnson	Charlotte Koskoff	Timothy A. Knibbs	Mark J. Polon
Suffield	7,708	5,512	233	53
Thomason	2,547	1,366	56	13
Torrington	1,568	834	48	13
Warren	5,644	4,321	250	41
Washington	303	156	7	1
Watertown	822	484	20	3
Winchester	4,396	2,208	189	47
Windsor Locks	1,769	1,278	73	22
Woodbury	1,995	1,652	81	11
	2,259	1,088	47	15
	<hr/> 101,630	<hr/> 69,201	<hr/> 3,217	<hr/> 733

Plurality: 32,429

State Senator 1

		Republican	Democratic	
			John W. Fonfara	
Hartford	part		7,212	
Wethersfield	part		2,438	
			<u>9,650</u>	

Plurality: 9,650

State Senator 2

		Republican	Democratic	
			Eric D. Coleman	
Bloomfield	part		4,161	
Hartford	part		6,477	
Windsor	part		3,051	
			<u>13,689</u>	

Plurality: 13,689

State Senator 3

		Republican	Democratic	
		Patrick L. Kennedy	Gary D. LeBeau	
East Hartford		3,500	9,220	
East Windsor		1,120	1,655	
Ellington	part	1,224	1,572	
South Windsor		3,818	5,370	
		<u>9,662</u>	<u>17,817</u>	

Plurality: 8,155

State Senator 4

		Republican	Democratic	
		Susan Falcetta	Mary Ann Handley	
Bolton		1,013	861	
Glastonbury		5,601	7,225	
Hebron		1,094	1,673	
Manchester		6,718	9,527	
		<u>14,426</u>	<u>19,286</u>	

Plurality: 4,860

State Senator 5

	Republican	Democratic	
	Charlie Martin	Kevin B. Sullivan	
Bloomfield	680	1,219	
Burlington	876	1,891	
Farmington	3,152	5,255	
West Hartford	6,589	17,717	
	<hr/>	<hr/>	
	11,297	26,082	

Plurality: 14,785

State Senator 6

	Republican	Democratic	Independent
		Thomas A. Bozek	Louis J. Marietta
Berlin		3,930	218
New Britain		9,324	580
	<hr/>	<hr/>	<hr/>
		13,254	798

Plurality: 12,456

State Senator 7

	Republican	Democratic	
	John A. Kissel	Diane Gates Dulka	
Enfield	8,049	3,267	
Somers	1,997	709	
Suffield	2,713	1,074	
Windsor	2,691	1,701	
Windsor Locks	2,192	1,486	
	<hr/>	<hr/>	
	17,642	8,237	

Plurality: 9,405

State Senator 8

	Republican	Democratic	
	Thomas J. Herlihy	Riki Sotil	
Avon	3,934	1,984	
Barkhamsted	735	435	
Canton	2,021	1,234	
Colebrook	286	211	
East Granby	1,006	703	
Granby	2,411	1,046	
Hartland	500	194	
Harwinton part	504	197	
New Hartford	1,360	782	
Norfolk	301	282	
Plymouth part	1,096	717	
Simsbury	6,870	2,260	
Winchester	1,486	1,335	
	<hr/>	<hr/>	
	22,510	11,380	

Plurality: 11,130

State Senator 9

	Republican	Democratic	
	Robert C. Schatz	Biagio "Billy" Ciotto	
Cromwell	1,359	2,979	
Middletown part	1,215	2,820	
Newington	3,255	7,265	
Rocky Hill	1,737	3,889	
Wethersfield part	2,295	5,009	
	<hr/>	<hr/>	
	9,861	21,962	

Plurality: 12,101

State Senator 10

	Republican	Democratic	
	Steven Mullins	Toni Harp	
New Haven part	1,094	7,505	
West Haven part	1,567	2,831	
	<hr/>	<hr/>	
	2,661	10,336	

Plurality: 7,675

State Senator 11

		Republican	Democratic		
			Martin Looney		
East Haven	part		1,375		
Hamden	part		3,790		
New Haven	part		8,827		
		<hr/>	<hr/>		
			13,992		

Plurality: 13,992

State Senator 12

		Republican	Democratic		
		William Aniskovich	Joshua G. Geballe		
Branford		4,387	5,262		
East Haven	part	2,067	2,780		
Guilford		3,887	3,565		
Madison		3,753	2,280		
North Branford		2,014	1,952		
		<hr/>	<hr/>		
		16,108	15,839		

Plurality: 269

State Senator 13

		Republican	Democratic		
		Leonard F. Suzio, Jr.	Thomas P. Gaffey		
Meriden		4,178	9,889		
Middlefield		521	1,179		
Middletown	part	1,911	5,268		
		<hr/>	<hr/>		
		6,610	16,336		

Plurality: 9,726

State Senator 14

		Republican	Democratic		
		Win Smith, Jr.	Scott Smith		
Milford		10,261	4,658		
Orange		3,667	1,591		
West Haven	part	1,832	1,588		
		<hr/>	<hr/>		
		15,760	7,837		

Plurality: 7,923

State Senator 15

		Republican	Democratic		
		Thomas F. Upson	Steven Skrebutenas		
Middlebury		2,181	491		
Naugatuck	part	4,606	1,243		
Prospect		2,348	798		
Waterbury	part	8,502	3,388		
		<hr/>	<hr/>		
		17,637	5,920		

Plurality: 11,717

State Senator 16

		Republican	Democratic		
		Stephen R. Somma	Edward M. Rosenblatt		
Southington	part	5,769	3,722		
Waterbury	part	7,379	4,068		
Wolcott		3,648	1,230		
		<hr/>	<hr/>		
		16,796	9,020		

Plurality: 7,776

State Senator 17

		Republican	Democratic		
		Nancy Valentine	Joe Crisco		
Ansonia		1,664	3,294		
Beacon Falls		726	945		
Bethany		823	1,219		
Derby		1,110	2,021		
Hamden	part	3,974	6,627		
Naugatuck	part	752	857		
Seymour	part	619	787		
Woodbridge		1,223	2,315		
		<hr/>	<hr/>		
		10,891	18,065		

Plurality: 7,174

State Senator 18

	Republican Cathy Welles Cook	Democratic Rita Schmidt
Griswold	1,347	1,129
Groton	5,053	3,044
Lisbon	630	521
North Stonington	1,131	456
Preston	846	562
Sprague	509	398
Stonington	3,665	2,192
Voluntown	375	288
	13,556	8,590

Plurality: 4,966

State Senator 19

	Republican David Bingham	Democratic Edith Prague
Andover	440	618
Bozrah	372	604
Columbia	576	1,379
Coventry part	602	1,192
Franklin	230	474
Lebanon	859	1,438
Mansfield part	213	696
Montville	1,596	2,703
Norwich	3,205	6,091
Salem	786	506
	8,879	15,701

Plurality: 6,822

State Senator 20

	Republican Robert Pero	Democratic Melodie Peters
East Lyme	2,437	3,058
Ledyard	1,803	2,449
New London	2,233	2,814
Old Lyme	1,287	1,836
Old Saybrook	1,743	2,154
Waterford	2,911	3,829
	12,414	16,140

Plurality: 3,726

State Senator 21

		Republican	Democratic		
		George L. Gunther	Richard P. Brown Jr.		
Seymour	part	2,494	1,627		
Shelton		8,246	2,820		
Stratford		9,499	4,816		
		<hr/>	<hr/>		
		20,239	9,263		

Plurality: 10,976

State Senator 22

		Republican	Democratic	Libertarian		
		Angelina Lee Scarpetti	Bill Finch	Carl E. Vassar		
Bridgeport	part	4,416	6,095	70		
Monroe	part	1,760	1,143	25		
Trumbull		6,424	5,149	80		
		<hr/>	<hr/>	<hr/>		
		12,600	12,387	175		

Plurality: 213

State Senator 23

		Republican	Democratic		
		Manuel G. Williamson	Alvin W. Penn		
Bridgeport	part	2,166	8,161		
		<hr/>	<hr/>		
		2,166	8,161		

Plurality: 5,995

State Senator 24

		Republican	Democratic	Independent		
		David J. Capiello	Paul D. Estefan	David J. Capiello		
Bethel		3,352	2,088	130		
Danbury		8,251	5,653	275		
New Fairfield		2,790	1,302	110		
		<hr/>	<hr/>	<hr/>		
		14,393	9,043	515		

Plurality: 5,865

Total votes for cross-endorsed candidate David J. Capiello 14,908

State Senator 25

		Republican	Democratic	Libertarian
		Robert L. Genuario		Joseph C. Bucciarelli
Darien	part	2,998		78
Norwalk		10,969		643
		<u>13,967</u>		<u>721</u>

Plurality: 13,246

State Senator 26

		Republican	Democratic	
		Judith G. Freedman		
New Canaan	part	2,885		
Redding		1,819		
Ridgefield		5,685		
Weston		2,199		
Westport		5,886		
Wilton		4,245		
		<u>22,719</u>		

Plurality: 22,719

State Senator 27

		Republican	Democratic	
		Joseph C. Valdes	George Jepsen	
Darien	part	1,277	954	
Stamford	part	5,232	12,117	
		<u>6,509</u>	<u>13,071</u>	

Plurality: 6,562

State Senator 28

		Republican	Democratic	
		John McKinney	Thomas G. Ganim	
Easton		1,589	1,125	
Fairfield		11,276	6,743	
Monroe	part	1,692	1,118	
Newtown		4,355	2,786	
		<u>18,912</u>	<u>11,772</u>	

Plurality: 7,140

State Senator **29**

	Republican	Democratic
	Jack Burke	Donald E. Williams, Jr.
Canterbury	707	815
Killingly	1,832	2,056
Mansfield part	794	2,382
Plainfield	1,243	2,222
Putnam	863	1,472
Scotland	190	293
Sterling	339	341
Thompson	838	1,879
Windham	1,450	3,694
	<hr/>	<hr/>
	8,256	15,154

Plurality: 6,898

State Senator **30**

	Republican	Democratic
	M. Adela Eads	Roderick M. Wyant III
Canaan	223	123
Cornwall	329	252
Goshen	733	252
Harwinton part	895	337
Kent	781	276
Litchfield	2,289	837
Morris	614	202
New Milford part	3,160	1,266
North Canaan	577	240
Salisbury	908	605
Sharon	632	339
Sherman	828	384
Torrington	6,398	3,225
Warren	347	142
Washington	824	482
	<hr/>	<hr/>
	19,538	8,962

Plurality: 10,576

State Senator 31

	Republican Richard F. Prindle	Democratic Tom Colapietro	Concerned Citizens Robert F. Duncan
Bristol	4,517	10,914	406
Plainville	1,408	3,353	143
Plymouth part	384	790	20
Southington part	1,195	2,018	69
	<hr/> 7,504	<hr/> 17,075	<hr/> 638

Plurality: 9,571

State Senator 32

	Republican Louis C. DeLuca	Democratic Kenneth J. Curran	Libertarian Dan J. Fitzgerald
Bethlehem	902	520	35
Bridgewater	459	263	13
Brookfield	3,181	1,512	47
New Milford part	1,456	751	49
Oxford	1,880	788	56
Roxbury	515	335	9
Southbury	4,584	2,078	74
Thomaston	1,561	702	20
Watertown	4,551	1,948	83
Woodbury	2,412	975	46
	<hr/> 21,501	<hr/> 9,872	<hr/> 432

Plurality: 11,629

State Senator 33

	Republican	Democratic		
	Robert S. Poliner	Eileen M. Daily		
Chester	496	959		
Clinton	1,586	2,456		
Colchester	1,683	2,645		
Deep River	663	1,037		
Durham	1,429	1,056		
East Haddam	1,167	1,571		
East Hampton	1,740	1,994		
Essex	1,136	1,452		
Haddam	1,419	1,452		
Killingworth	941	1,055		
Lyme	486	499		
Marlborough	821	1,241		
Portland	1,411	1,951		
Westbrook	793	1,413		
	<hr/>	<hr/>		
	15,771	20,781		

Plurality: 5,010

State Senator 34

	Republican	Democratic		
	David E. Orsini	Brian McDermott		
Cheshire	5,563	4,485		
North Haven	3,846	3,995		
Wallingford	3,983	8,649		
	<hr/>	<hr/>		
	13,392	17,129		

Plurality: 3,737

State Senator 35

		Republican	Democratic		
		Tony Guglielmo	John C. Shimanski		
Ashford		868	544		
Brooklyn		1,102	577		
Chaplin		361	226		
Coventry	part	1,098	822		
Eastford		434	171		
Ellington	part	612	212		
Hampton		386	228		
Pomfret		883	358		
Stafford		3,266	879		
Tolland		3,386	1,189		
Union		243	71		
Vernon		5,806	2,759		
Willington		1,367	545		
Woodstock		1,606	663		
		<hr/>	<hr/>		
		21,418	9,244		

Plurality: 12,174

State Senator 36

		Republican	Democratic		
		William H. Nickerson			
Greenwich		12,548			
New Canaan	part	1,986			
Stamford	part	5,267			
		<hr/>			
		19,801			

Plurality: 19,801

State Representative 1

		Republican	Democratic		
Bloomfield	part		Kenneth P. Green		
Hartford	part		1,653		
			1,700		
			<u>3,353</u>		
				Plurality:	3,353

State Representative 2

		Republican	Democratic		
Hartford	part	Peter F. Brush	Barnaby Horton		
		314	2,305		
		<u>314</u>	<u>2,305</u>		
			2,305		
				Plurality:	1,991

State Representative 3

		Republican	Democratic		
Hartford	part		Minnie Gonzalez		
			1,291		
			<u>1,291</u>		
				Plurality:	1,291

State Representative 4

		Republican	Democratic	Independent	
Hartford	part		Evelyn C. Mantilla	Gabriel Jose Carrera	
			1,308	177	
			<u>1,308</u>	<u>177</u>	
				177	
					Plurality: 1,131

State Representative 5

		Republican	Democratic		
Hartford	part		Marie Lopez Kirkley-Bey		
			1,485		
			<u>1,485</u>		
				Plurality:	1,485

State Representative 6

		Republican	Democratic		
Hartford	part	Bob Iacomacci 701	Art Feltman 2,232		
		<hr/> 701	<hr/> 2,232		
					Plurality: 1,531

State Representative 7

		Republican	Democratic		
Hartford	part		Annette Wheeler Carter 1,790		
Windsor	part		1,637		
		<hr/>	<hr/> 3,427		
					Plurality: 3,427

State Representative 8

		Republican	Democratic		
Columbia		Shelton John Stewart 514	Patrick J. Flaherty 1,362		
Coventry	part	955	2,264		
Lebanon	part	320	608		
Vernon	part	756	1,454		
		<hr/> 2,545	<hr/> 5,688		
					Plurality: 3,143

State Representative 9

		Republican	Democratic		
East Hartford	part	Richard D. Veltri 1,190	Christopher R. Stone 1,665		
Glastonbury	part	1,400	1,408		
Manchester	part	1,692	1,774		
		<hr/> 4,282	<hr/> 4,847		
					Plurality: 565

State Representative 10

		Republican	Democratic		
East Hartford	part	Thomas D. Roy 1,293	Melody Currey 4,142		
		<hr/> 1,293	<hr/> 4,142		
					Plurality: 2,849

State Representative 11

		Republican	Democratic	Libertarian	
East Hartford	part	Herbert C. Evans	Michael A. Christ	Richard C. Connelly, Jr.	
		968	3,349	58	
		968	3,349	58	
				Plurality:	2,381

State Representative 12

		Republican	Democratic		
Manchester	part	David H. Blackwell	James E. Morancey		
		3,406	3,313		
		3,406	3,313		
				Plurality:	93

State Representative 13

		Republican	Democratic		
Manchester	part		John W. Thompson		
			3,868		
			3,868		
				Plurality:	3,868

State Representative 14

		Republican	Democratic		
South Windsor		Bill Aman	Nancy E. Kerensky		
		4,351	5,343		
		4,351	5,343		
	<i>Votes for Registered Write-in Candidate</i>	Abraham Ziskis	2		
				Plurality:	992

State Representative 15

		Republican	Democratic		
Bloomfield	part		Mary U. Eberle		
			3,592		
			1,943		
	Windsor		5,535		
				Plurality:	5,535

State Representative 16

	Republican	Democratic		
Simsbury	Robert Heagney	John Kennedy Hampton		
	6,082	3,228	_____	_____
	<u>6,082</u>	<u>3,228</u>		
			Plurality:	2,854

State Representative 17

	Republican	Democratic		
Avon Canton	Marty Toyen	Jessie Stratton		
	2,956	3,266		
	1,349	2,090	_____	_____
	<u>4,305</u>	<u>5,356</u>		
			Plurality:	1,051

State Representative 18

	Republican	Democratic		
West Hartford part	Leon S. Davidoff	Andrew M. Fleischmann		
	2,426	6,242	_____	_____
	2,426	6,242		
			Plurality:	3,816

State Representative 19

	Republican	Democratic		
West Hartford part	Robert Farr	Tanya Meck		
	5,228	4,222	_____	_____
	5,228	4,222		
			Plurality:	1,006

State Representative 20

	Republican	Democratic		
Hartford part West Hartford part	John Bonee	David McCluskey		
	484	1,212		
	3,030	3,314	_____	_____
	<u>3,514</u>	<u>4,526</u>		
			Plurality:	1,012

State Representative 21

		Republican	Democratic		
Farmington		Nick Scata	Demetrios Giannaros		
Plainville	part	3,246	5,489		
		127	194		
		<u>3,373</u>	<u>5,683</u>		
					Plurality: 2,310

State Representative 22

		Republican	Democratic		
Bristol	part	Vincent J. Riera	Elizabeth "Betty" Boukus		
Plainville	part	339	1,069		
		1,161	3,801		
		<u>1,500</u>	<u>4,870</u>		
					Plurality: 3,370

State Representative 23

		Republican	Democratic	Concerned Citizens		
Berlin	part		Theresa B. Gerratana	Stanley J. Wosczyzna		
New Britain	part		335	32		
			2,941	310		
			<u>3,276</u>	<u>342</u>		
					Plurality: 2,934	

State Representative 24

		Republican	Democratic		
New Britain	part	Patrick J. Cloutier	David Pudlin		
		592	2,019		
		<u>592</u>	<u>2,019</u>		
					Plurality: 1,427

State Representative 25

		Republican	Democratic		
New Britain	part		John C. Geragosian		
Newington	part		1,532		
			1,738		
			<u>3,270</u>		
					Plurality: 3,270

State Representative 26

		Republican	Democratic		
New Britain	part	Anthony J. Tercyak <u>2,302</u> 2,302			
					Plurality: 2,302

State Representative 27

		Republican	Democratic		
Newington	part	Jeff Wright <u>3,438</u> 3,438	Sandy Nafis <u>4,654</u> 4,654		
					Plurality: 1,216

State Representative 28

		Republican	Democratic		
Wethersfield	part	S. Bradley Milvae <u>2,447</u> 2,447	Paul R. Doyle <u>6,912</u> 6,912		
					Plurality: 4,465

State Representative 29

		Republican	Democratic		
Hartford	part	Stuart Webster 82	Richard D. Tulisano 348		
Rocky Hill		1,977	3,805		
Wethersfield	part	<u>523</u>	902		
					Plurality: 2,473

State Representative 30

		Republican	Democratic		
Berlin	part	Ann P. Dandrow 4,265			
Southington	part	<u>1,615</u>			
					Plurality: 5,880
Votes for Registered Write-in Candidate		Thomas Al Gerdis	0		

State Representative 31

		Republican	Democratic		
Glastonbury	part	Sonya (Sonny) Googins	Richard P. Lawlor		
		7,023	3,159		
		7,023	3,159		
Plurality:					3,864

State Representative 32

		Republican	Democratic		
Cromwell	part	Stephen M. Barber	Jim O'Rourke		
		1,813	2,820		
Middletown		90	231		
Portland		1,238	2,232		
		3,141	5,283		
Plurality:					2,142

State Representative 33

		Republican	Democratic	Petitioning Candidate		
Middletown	part	Jonathan R. Beatty	Joseph C. Serra	Sydney M. Libby		
		1,389	3,874	88		
		1,389	3,874	88		
Plurality:					2,485	

State Representative 34

		Republican	Democratic		
East Hampton	part	Josh Piteo	Gail K. Hamm		
		2,073	1,703		
Haddam		1,327	1,548		
Middletown		770	1,157		
		4,170	4,408		
Plurality:					238

State Representative 35

		Republican	Democratic		
Clinton	part	Dan Gallagher	Robert A. Landino		
		1,867	1,845		
Essex		162	121		
Old Saybrook		624	749		
Westbrook		1,042	1,178		
		3,695	3,893		
Plurality:					198

State Representative 36

	Republican	Democratic		
Chester	George "Sonny" Whelen	Claire Sauer		
	755	724		
Deep River	941	824		
Essex	part 1,025	1,290		
Lyme	318	695		
Old Saybrook	part 1,278	1,375		
	<u>4,317</u>	<u>4,908</u>		
			Plurality:	591

State Representative 37

	Republican	Democratic		
East Lyme	Richard A. Lickwar	Gary J. Orefice		
	2,276	3,281		
Old Lyme	1,457	1,699		
	<u>3,733</u>	<u>4,980</u>		
			Plurality:	1,247

State Representative 38

	Republican	Democratic		
New London	Kathleen McCarty	Andrea L. Stillman		
	part 465	822		
Waterford	2,503	4,181		
	<u>2,968</u>	<u>5,003</u>		
			Plurality:	2,035

State Representative 39

	Republican	Democratic	Libertarian		
New London	Avner Gregory	Wade A. Hyslop, Jr.	Darlene H. Nicholas		
	part 758	2,110	54		
	<u>758</u>	<u>2,110</u>	<u>54</u>		
				Plurality:	1,352

State Representative 40

	Republican	Democratic		
Groton	Betsy Gibson Pierce	Nancy A. DeMarinis		
	part 1,301	1,652		
New London	part 302	427		
	<u>1,603</u>	<u>2,079</u>		
			Plurality:	476

State Representative 41

		Republican	Democratic		
		Lenny T. Winkler			
Groton	part	3,914			
		<u>3,914</u>			
					Plurality: 3,914

State Representative 42

		Republican	Democratic		
		Susan B. Mendenhall	Mary K. McGrattan		
Groton	part	3	1		
Ledyard		1,906	2,503		
Montville	part	167	213		
		<u>2,076</u>	<u>2,717</u>		
					Plurality: 641

State Representative 43

		Republican	Democratic		
		Robert R. Simmons	Terrance M. Donovan		
North Stonington		1,221	359		
Stonington		4,107	1,568		
		<u>5,328</u>	<u>1,927</u>		
					Plurality: 3,401

State Representative 44

		Republican	Democratic		
		Michael Caron	Tracy M. Dooley		
Canterbury		947	583		
Killingly	part	686	441		
Plainfield		2,185	1,345		
		<u>3,818</u>	<u>2,369</u>		
					Plurality: 1,449

State Representative 45

	Republican	Democratic		
	Ed Berdick	Steven Mikutel		
Griswold	785	1,829		
Lisbon part	198	493		
Preston	386	1,041		
Sterling	199	476		
Voluntown	173	503		
	<u>1,741</u>	<u>4,342</u>		
			Plurality:	2,601

State Representative 46

	Republican	Democratic		
	Peter A. Nystrom	Ed Martin		
Norwich part	3,286	1,878		
	<u>3,286</u>	<u>1,878</u>		
			Plurality:	1,408

State Representative 47

	Republican	Democratic		
	Raymond Dussault	Jack Malone		
Lisbon part	148	347		
Norwich part	1,117	2,938		
Scotland	186	298		
Sprague	300	605		
	<u>1,751</u>	<u>4,188</u>		
			Plurality:	2,437

State Representative 48

	Republican	Democratic		
	Paul Maxwell	Linda A. Orange		
Colchester	1,677	2,737		
East Haddam	1,164	1,570		
Salem	485	773		
	<u>3,326</u>	<u>5,080</u>		
			Plurality:	1,754

State Representative 49

	Republican	Democratic	Independent	
	Lynne Patros Weeks	Walter M. Pawelkiewicz	Lynne Patros Weeks	
Windham	2,243	3,172	74	
	<u>2,243</u>	<u>3,172</u>	<u>74</u>	
Total votes for cross-endorsed candidate	Lynne Patros Weeks	2,317	Plurality:	855

State Representative 50

	Republican	Democratic		
		Jefferson B. Davis		
Brooklyn		1,163		
Chaplin		359		
Eastford		313		
Hampton		394		
Killingly part		1,051		
Pomfret		784		
		<u>4,064</u>		
			Plurality:	4,064

State Representative 51

	Republican	Democratic		
		Shawn T. Johnston		
Killingly part		774		
Putnam		1,794		
Thompson		2,058		
		<u>4,626</u>		
			Plurality:	4,626

State Representative 52

	Republican	Democratic		
	Allen Bacchiochi	John D. Mordasky		
Somers part	632	734		
Stafford	1,854	2,455		
Union	122	200		
Woodstock	1,044	1,235		
	<u>3,652</u>	<u>4,624</u>		
			Plurality:	972

State Representative 53

	Republican	Democratic		
Ashford	April C. Teveris	Michael 'Mike' Cardin		
Coventry	418	995		
Tolland	143	300		
Willington	1,614	3,048		
	609	1,286		
	<u>2,784</u>	<u>5,629</u>		
			Plurality:	2,845

State Representative 54

	Republican	Democratic		
Mansfield		Denise Merrill		
		3,384		
		<u>3,384</u>		
			Plurality:	3,384

State Representative 55

	Republican	Democratic		
Andover	Pamela Z. Sawyer			
Bolton	777			
Hebron	1,439			
Marlborough	2,025			
Vernon	1,457			
	594			
	<u>6,292</u>			
			Plurality:	6,292

State Representative 56

	Republican	Democratic		
Vernon	Jason L. McCoy	Thomasina Clemons		
	2,537	2,956		
	<u>2,537</u>	<u>2,956</u>		
			Plurality:	419

State Representative 57

	Republican	Democratic	Independent	
East Windsor	William Harford 1,042	Ted Graziani 1,709	William Harford 37	
Ellington	1,353	2,360	28	
	<u>2,395</u>	<u>4,069</u>	<u>65</u>	
Total votes for cross-endorsed candidate	William Harford	2,460	Plurality:	1,609

State Representative 58

	Republican	Democratic		
Enfield	part Michael S. Ludwick 2,152	Kathy Tallarita 2,828		
	<u>2,152</u>	<u>2,828</u>		
			Plurality:	676

State Representative 59

	Republican	Democratic		
Enfield	part	Stephen Jarnoc 2,785		
Somers	part	821		
		<u>3,606</u>		
			Plurality:	3,606

State Representative 60

	Republican	Democratic		
Enfield	part	Peggy Sayers 1,298		
Windsor Locks		2,132		
	<u>1,169</u>	<u>2,132</u>		
	<u>1,539</u>	<u>3,430</u>		
	<u>2,708</u>		Plurality:	722

State Representative 61

	Republican	Democratic		
East Granby	part Ruth C. Fahrbach 33	Brian R. Fitzgerald 19		
Suffield	2,310	1,630		
Windsor	part 2,172	1,480		
	<u>4,515</u>	<u>3,129</u>		
			Plurality:	1,386

State Representative 62

	Republican	Democratic		
	Richard F. Ferrari	Bill Rocks		
Barkhamsted	836	337		
East Granby <small>part</small>	1,189	463		
Granby	2,585	881		
New Hartford	1,485	657		
	<hr/>	<hr/>		
	6,095	2,338		
			Plurality:	3,757

State Representative 63

	Republican	Democratic		
	F. Philip Prelli			
Canaan	222			
Colebrook	395			
Hartland	583			
Norfolk	417			
North Canaan	631			
Winchester	2,317			
	<hr/>	<hr/>		
	4,565			
			Plurality:	4,565

State Representative 64

	Republican	Democratic		
	Andrew Roraback			
Cornwall	430			
Goshen	866			
Salisbury	1,109			
Sharon	729			
Torrington <small>part</small>	3,192			
	<hr/>	<hr/>		
	6,326			
			Plurality:	6,326

State Representative 65

	Republican	Democratic		
	Brian E. Mattiello			
Torrington <small>part</small>	4,786			
	<hr/>	<hr/>		
	4,786			
			Plurality:	4,786

State Representative 66

	Republican	Democratic	Libertarian	
	Robert A. Maddox, Jr.		George C. Eggert	
Bethlehem	964		285	
Litchfield	1,821		141	
Morris	594		73	
Warren	331		40	
Woodbury	2,411		167	
	<u>6,121</u>	<u> </u>	<u>706</u>	
			Plurality:	5,415

State Representative 67

	Republican	Democratic		
	Jeanne W. Garvey			
Kent	749			
New Milford	3,966			
	<u>4,715</u>	<u> </u>	<u> </u>	
			Plurality:	4,715

State Representative 68

	Republican	Democratic		
	Brian J. Fishery	Denise Russ		
Middlebury	743	176		
Watertown	5,339	1,549		
	<u>6,082</u>	<u>1,725</u>	<u> </u>	<u> </u>
			Plurality:	4,357

State Representative 69

	Republican	Democratic		
	Arthur J. O'Neill			
Bridgewater	550			
Roxbury	578			
Southbury	4,528			
Washington	882			
	<u>6,538</u>	<u> </u>	<u> </u>	<u> </u>
			Plurality:	6,538

State Representative 70

		Republican	Democratic		
Naugatuck	part	Kevin M. DeGobbo	John C. Flaherty		
		<u>4,467</u>	<u>1,294</u>		
		4,467	1,294		
				Plurality:	3,173

State Representative 71

		Republican	Democratic		
Waterbury	part	Anthony J. D'Amelio	Louise P. Varanelli		
		<u>3,675</u>	<u>2,326</u>		
		3,675	2,326		
				Plurality:	1,349

State Representative 72

		Republican	Democratic		
Waterbury	part	Valerie L. Yankus	Reginald G. Beamon		
		<u>1,356</u>	<u>2,304</u>		
		1,356	2,304		
				Plurality:	948

State Representative 73

		Republican	Democratic		
Waterbury	part	Michael J. Cofrancesco	Joan V. Hartley		
		<u>2,309</u>	<u>4,160</u>		
		2,309	4,160		
				Plurality:	1,851

State Representative 74

		Republican	Democratic		
Waterbury	part	Allyn N. DeMaida	Michael J. Jarjura		
		<u>1,616</u>	<u>4,036</u>		
		1,616	4,036		
				Plurality:	2,420

State Representative 75

	Republican	Democratic	Petitioning Candidate	
Waterbury	Carlos A. Rodriguez	Thomas F. Conway	James Macary	
	1,122	1,781	127	
	1,122	1,781	127	
				Plurality: 659

State Representative 76

	Republican	Democratic		
Burlington	John E. Piscopo	Cesare "Skip" Del Vaglio		
Harwinton	1,949	762		
Litchfield	1,546	427		
Thomaston	464	127		
	1,851	633		
	5,810	1,949		
				Plurality: 3,861

State Representative 77

	Republican	Democratic		
Bristol	Tom Conlin	Roger B. Michele		
	2,402	4,538		
	2,402	4,538		
				Plurality: 2,136

State Representative 78

	Republican	Democratic		
Bristol	William A. Hamzy	Rodney G. Houle		
Plymouth	1,845	979		
	2,373	1,029		
	4,218	2,008		
				Plurality: 2,210

State Representative 79

	Republican	Democratic		
Bristol	Elbert J. Huckaby	Kosta Diamantis		
Southington	1,548	3,408		
	137	146		
	1,685	3,554		
				Plurality: 1,869

State Representative 80

		Republican	Democratic	Concerned Citizens	
Southington	part	Dennis H. Cleary		Rosita Rodriguez	
Wolcott		1,794		106	
		3,674		284	
		<u>5,468</u>		<u>390</u>	
					Plurality: 5,078

State Representative 81

		Republican	Democratic		
Southington	part	Angelo M. Fusco	Christopher Murphy		
		3,647	4,462		
		<u>3,647</u>	<u>4,462</u>		
					Plurality: 815

State Representative 82

		Republican	Democratic		
Meriden	part	Larry Kibner	Emil "Buddy" Altobello		
Middlefield	part	1,811	3,732		
		254	489		
		<u>2,065</u>	<u>4,221</u>		
					Plurality: 2,156

State Representative 83

		Republican	Democratic		
Meriden	part	Rick Kilham	Jim Abrams		
Wallingford	part	1,443	3,333		
		790	1,091		
		<u>2,233</u>	<u>4,424</u>		
					Plurality: 2,191

State Representative 84

		Republican	Democratic		
Meriden	part	Raymond Bennett, Jr.	Christopher G. Donovan		
		872	2,708		
		<u>872</u>	<u>2,708</u>		
					Plurality: 1,836

State Representative 85

		Republican	Democratic		
Wallingford	part	Andrew M. Bravo	Mary Mushinsky		
		1,964	4,352		
		<u>1,964</u>	<u>4,352</u>		
				Plurality:	2,388

State Representative 86

		Republican	Democratic		
East Haven	part	Robert M. Ward	Peter Serietti		
Guilford	part	624	584		
North Branford		634	357		
		<u>2,868</u>	<u>1,075</u>		
		4,126	2,016		
				Plurality:	2,110

State Representative 87

		Republican	Democratic		
Hamden	part	Charles DeMartino	Steve Fontana		
North Haven	part	597	1,296		
		<u>2,749</u>	<u>3,656</u>		
		3,346	4,952		
				Plurality:	1,606

State Representative 88

		Republican	Democratic		
Hamden	part	Nick Troiano	Nancy Beals		
New Haven	part	1,401	3,201		
North Haven	part	90	383		
		<u>764</u>	<u>1,218</u>		
		2,255	4,802		
				Plurality:	2,547

State Representative 89

		Republican	Democratic		
Bethany		Gwenn Talmadge Fischer	Vickie Orsini Nardello		
Cheshire	part	806	1,193		
Prospect		1,269	2,318		
		<u>1,571</u>	<u>1,597</u>		
		3,646	5,108		
				Plurality:	1,462

State Representative 90

		Republican	Democratic		
Cheshire	part	Jacqueline Iaderosa	Mary G. Fritz		
		1,609	3,049		
Wallingford	part	814	1,886		
		<u>2,423</u>	<u>4,935</u>		
				Plurality:	2,512

State Representative 91

		Republican	Democratic		
Hamden	part	Craig Cesare	Peter F. Villano		
		1,434	3,964		
		<u>1,434</u>	<u>3,964</u>		
				Plurality:	2,530

State Representative 92

		Republican	Democratic		
New Haven	part	Stanley Sanders	Patricia A. Dillon		
		574	3,821		
		<u>574</u>	<u>3,821</u>		
				Plurality:	3,247

State Representative 93

		Republican	Democratic		
New Haven	part	Dorothy M. Bruckhart	Howard C. Scipio		
		289	2,298		
		<u>289</u>	<u>2,298</u>		
				Plurality:	2,009

State Representative 94

		Republican	Democratic		
New Haven	part		William R. Dyson		
			2,603		
			<u>2,603</u>		
				Plurality:	2,603

State Representative 95

		Republican	Democratic		
New Haven	part		John S. Martinez		
			1,996		
			<u>1,996</u>		
				Plurality:	1,996

State Representative 96

		Republican	Democratic		
New Haven	part	Thomas B. Fagan	Cameron C. Staples		
		392	2,227		
		<u>392</u>	<u>2,227</u>		
				Plurality:	1,835

State Representative 97

		Republican	Democratic		
New Haven	part	Chris DePino			
		2,369			
		<u>2,369</u>			
				Plurality:	2,369

State Representative 98

		Republican	Democratic		
Branford	part	Barbara W. Puffer	Patricia M. Widlitz		
Guilford	part	588	1,043		
		2,505	3,907		
		<u>3,093</u>	<u>4,950</u>		
				Plurality:	1,857

State Representative 99

		Republican	Democratic		
Branford	part	Robert Quartiano	Michael P. Lawlor		
East Haven	part	60	217		
		1,832	3,980		
		<u>1,892</u>	<u>4,197</u>		
				Plurality:	2,305

State Representative 100

		Republican	Democratic		
Durham		Scott Douglass	Theodore V. Raczka		
Middlefield	part	1,367	1,052		
Middletown	part	333	602		
		<u>1,232</u>	<u>2,821</u>		
		2,932	4,475		
				Plurality:	1,543

State Representative 101

		Republican	Democratic		
Clinton	part	Peter Metz			
Killingworth		216			
Madison		1,208			
		<u>4,257</u>			
		5,681			
				Plurality:	5,681

State Representative 102

		Republican	Democratic		
Branford	part	Judy Myjak	Peter J. Panaroni, Jr.		
		<u>3,354</u>	<u>4,320</u>		
		3,354	4,320		
				Plurality:	966

State Representative 103

		Republican	Democratic		
Cheshire	part	Alfred C. Adinolfi	Andre P. Loubier		
Hamden	part	1,156	584		
Wallingford	part	1,842	1,813		
		<u>807</u>	<u>954</u>		
		3,805	3,351		
				Plurality:	454

State Representative 104

		Republican	Democratic		
Ansonia	part		Vincent J. Tonucci		
Derby	part		3,188		
			<u>988</u>		
			4,176		
				Plurality:	4,176

State Representative 105

	Republican	Democratic		
Ansonia	Len Greene	Ronald A. Skurat		
part	161	406		
Beacon Falls	1,273	457		
Seymour	2,323	2,161		
	<u>3,757</u>	<u>3,024</u>		
			Plurality:	733

State Representative 106

	Republican	Democratic	Independent	
Bethel	Julia B. Wasserman		Charles Noe	
part	1,956		142	
Newtown	3,520		251	
part	<u>5,476</u>		<u>393</u>	
				Plurality: 5,083

State Representative 107

	Republican	Democratic	Independent	
Bethel	B. Scott Santa-Maria	James A. Bryan	Judy S. Bolt	
part	1,716	949	38	
Brookfield	3,686	1,196	51	
	<u>5,402</u>	<u>2,145</u>	<u>89</u>	
				Plurality: 3,257

State Representative 108

	Republican	Democratic	Independent	
New Fairfield	Norma Gyle		Joseph Ribeiro	
part	3,086		313	
New Milford	1,216		106	
Sherman	847		43	
	<u>5,149</u>		<u>462</u>	
				Plurality: 4,687

State Representative 109

	Republican	Democratic	Independent	
Danbury	Donald W. Boughton	Lew Wallace	Donald W. Boughton	
part	2,011	3,263	72	
	<u>2,011</u>	<u>3,263</u>	<u>72</u>	
Total votes for cross-endorsed candidate	Donald W. Boughton	2,083	Plurality:	1,180

State Representative 110

	Republican	Democratic	Independent	
Danbury	Pauline R. Basso	Bob Godfrey	Pauline R. Basso	
	1,263	1,828	43	
	<u>1,263</u>	<u>1,828</u>	<u>43</u>	
Total votes for cross-endorsed candidate	Pauline R. Basso		1,306	Plurality: 522

State Representative 111

	Republican	Democratic		
Ridgefield	John H. Frey			
	5,571			
	<u>5,571</u>			
	5,571			Plurality: 5,571

State Representative 112

	Republican	Democratic	Petitioning Candidate	
Monroe	Pat Shea	Andrew Nunn	Kenneth B. Jones	
Newtown	3,168	2,357	251	
	1,000	702	20	
	<u>4,168</u>	<u>3,059</u>	<u>271</u>	
	4,168	3,059	271	Plurality: 1,109

State Representative 113

	Republican	Democratic		
Shelton	Richard O. Belden	James E. Oraziotti		
	4,861	2,254		
	<u>4,861</u>	<u>2,254</u>		
	4,861	2,254		Plurality: 2,607

State Representative 114

	Republican	Democratic	Orange Taxpayers'	
Derby	Themis Klarides	Patricia M. Pearson	Daniel V. Presnick	
Orange	1,003	826	13	
Woodbridge	1,740	1,346	28	
	1,774	1,740	11	
	<u>4,517</u>	<u>3,912</u>	<u>52</u>	
	4,517	3,912	52	Plurality: 605

State Representative 115

		Republican	Democratic		
West Haven	part	Robert J. Guthrie	Stephen Dargen		
		1,488	3,804		
		<u>1,488</u>	<u>3,804</u>		
		1,488	3,804		
				Plurality:	2,316

State Representative 116

		Republican	Democratic		
West Haven	part	Alphonse Russo, Jr.	Louis Esposito		
		1,497	3,021		
		<u>1,497</u>	<u>3,021</u>		
		1,497	3,021		
				Plurality:	1,524

State Representative 117

		Republican	Democratic		
Milford	part	Ray Collins	Robert McGrath		
Orange	part	1,628	787		
West Haven	part	1,446	807		
		1,842	1,646		
		<u>4,916</u>	<u>3,240</u>		
		4,916	3,240		
				Plurality:	1,676

State Representative 118

		Republican	Democratic		
Milford	part	Pauletta Walsh	James A. Amann		
		2,074	3,877		
		<u>2,074</u>	<u>3,877</u>		
		2,074	3,877		
				Plurality:	1,803

State Representative 119

		Republican	Democratic		
Milford	part	Kim Coleman Waisnovitz	Richard F. Roy		
		2,824	3,796		
		<u>2,824</u>	<u>3,796</u>		
		2,824	3,796		
				Plurality:	972

State Representative 120

		Republican	Democratic		
Stratford	part	John A. Harkins	Laurie P. Goodsell		
		<u>3,974</u>	<u>3,128</u>		
		3,974	3,128		
				Plurality:	846

State Representative 121

		Republican	Democratic		
Stratford	part	John M. Dempsey	Terry Backer		
		<u>1,181</u>	<u>3,841</u>		
		1,181	3,841		
				Plurality:	2,660

State Representative 122

		Republican	Democratic		
Shelton	part	Lawrence Miller			
		<u>3,075</u>			
		3,075			
Stratford	part	<u>1,581</u>			
		1,581			
Trumbull	part	<u>821</u>			
		5,477			
				Plurality:	5,477

State Representative 123

		Republican	Democratic		
Trumbull	part	T. R. Rowe	Carole Frankel		
		<u>4,556</u>	<u>2,873</u>		
		4,556	2,873		
				Plurality:	1,683

State Representative 124

		Republican	Democratic	United Advocacy	
Bridgeport	part	Vallorie L. Clark	Ernest E. Newton, II	Charles E. Hare	
		<u>435</u>	<u>1,894</u>	<u>260</u>	
		435	1,894	260	
				Plurality:	1,459

State Representative 125

		Republican	Democratic		
Bridgeport	part	Carmen A. Franco	Robert T. Keeley, Jr.		
		899	3,106		
		<u>899</u>	<u>3,106</u>		
				Plurality:	2,207

State Representative 126

		Republican	Democratic		
Bridgeport	part	Alan Stein	Christopher L. Caruso		
		495	3,698		
		<u>495</u>	<u>3,698</u>		
				Plurality:	3,203

State Representative 127

		Republican	Democratic		
Bridgeport	part	Brenda Kupchick	Jacqueline M. Cocco		
		954	2,620		
		<u>954</u>	<u>2,620</u>		
Fairfield	part	1,162	1,214		
		<u>1,162</u>	<u>1,214</u>		
				Plurality:	1,718

State Representative 128

		Republican	Democratic		
Bridgeport	part	Rafael Segarra	Edna I. Garcia		
		328	1,324		
		<u>328</u>	<u>1,324</u>		
				Plurality:	996

State Representative 129

		Republican	Democratic		
Bridgeport	part	Jonathan J. Klein	Lee Samowitz		
		1,118	2,973		
		<u>1,118</u>	<u>2,973</u>		
				Plurality:	1,855

State Representative 130

		Republican	Democratic		
Bridgeport	part	Madaline Hicks-Hanchard	Hector A. Diaz		
		256	1,835		
		256	1,835		
				Plurality:	1,579

State Representative 131

		Republican	Democratic			
Middlebury	part	Ronald S. San Angelo				
		1,371				
		Naugatuck	1,597			
		Oxford	2,091			
		Southbury	412			
		5,471				
				Plurality:	5,471	

State Representative 132

		Republican	Democratic	Independent	
Fairfield	part	Carl J. Dickman	Lynda Shannon Bluestein	Carl J. Dickman	
		4,283	2,711	84	
		4,283	2,711	84	
		Total votes for cross-endorsed candidate		Carl J. Dickman	4,367

State Representative 133

		Republican	Democratic	Natural Law	
Fairfield	part	Paul M. Tymniak	Jeffrey L. Jacobs	Bernard A. Nevas	
		2,246	738	21	
Weston	part	650	387	12	
Westport	part	2,176	2,330	77	
		5,072	3,455	110	
				Plurality:	1,617

State Representative 134

		Republican	Democratic		
Fairfield	part	John E. Stone, Jr.	Domenic S. Paniccia		
		3,068	2,095		
Trumbull	part	1,303	950		
		4,371	3,045		
				Plurality:	1,326

State Representative 135

		Republican	Democratic		
		John E. Stripp			
Easton		1,861			
Newtown	part	506			
Redding		1,783			
Weston	part	1,432			
		<hr/>			
		5,582			
				Plurality:	5,582

State Representative 136

		Republican	Democratic		
		G. Kenneth Bernhard	Steven S. Goldberg		
Norwalk	part	1,566	1,113		
Westport	part	2,503	1,918		
		<hr/>	<hr/>		
		4,069	3,031		
				Plurality:	1,038

State Representative 137

		Republican	Democratic		
		Charles P. Flynn, Jr.	Alex A. Knopp		
Norwalk	part	1,493	3,069		
		<hr/>	<hr/>		
		1,493	3,069		
				Plurality:	1,576

State Representative 138

		Republican	Democratic	Independent		
		Mark D. Boughton	Warren Levy	Mark D. Boughton		
Danbury	part	3,027	2,634	77		
		<hr/>	<hr/>	<hr/>		
		3,027	2,634	77		
					Plurality:	470
Total votes for cross-endorsed candidate		Mark D. Boughton		3,104		

State Representative 139

		Republican	Democratic		
		James M. Mullin	Kevin Ryan		
Bozrah		272	677		
Franklin		209	460		
Lebanon	part	504	764		
Montville	part	932	2,916		
		<hr/>	<hr/>		
		1,917	4,817		
				Plurality:	2,900

State Representative 140

		Republican	Democratic		
Norwalk	part	Jon J. Velez 1,152	Joseph D. Clemmons, Sr. 2,198		
		<u>1,152</u>	<u>2,198</u>		
		1,152	2,198		
				Plurality:	1,046

State Representative 141

		Republican	Democratic		
Darien		John J. Ryan 4,242	Elizabeth Ann Fenton 1,795		
Norwalk	part	776	605		
		<u>5,018</u>	<u>2,400</u>		
		5,018	2,400		
				Plurality:	2,618

State Representative 142

		Republican	Democratic		
Norwalk	part	Lawrence F. Cafero, Jr. 3,833	Peter Bondi 2,000		
Wilton	part	540	238		
		<u>4,373</u>	<u>2,238</u>		
		4,373	2,238		
				Plurality:	2,135

State Representative 143

		Republican	Democratic		
New Canaan	part	Toni Boucher 2,344			
Wilton	part	3,656			
		<u>6,000</u>			
		6,000			
				Plurality:	6,000

State Representative 144

		Republican	Democratic		
Stamford	part		John Wayne Fox 4,173		
			<u>4,173</u>		
			4,173		
				Plurality:	4,173

State Representative 145

		Republican	Democratic		
Stamford	part		Christel H. Truglia		
			2,194		
			2,194		
				Plurality:	2,194

State Representative 146

		Republican	Democratic		
Stamford	part		Moir K. Lyons		
			3,429		
			3,429		
				Plurality:	3,429

State Representative 147

		Republican	Democratic		
New Canaan	part	Michael Fedele			
		2,492			
Stamford	part				
		2,780			
		5,272			
				Plurality:	5,272

State Representative 148

		Republican	Democratic		
Stamford	part	George A. Ritchie	Anne B. McDonald		
		1,341	3,064		
		1,341	3,064		
				Plurality:	1,723

State Representative 149

		Republican	Democratic		
Greenwich	part	Janet K. Lockton			
		2,638			
Stamford	part				
		2,162			
		4,800			
				Plurality:	4,800

State Representative 150

		Republican	Democratic	
Greenwich	part	Marilyn A. Hess		
		<u>4,527</u>		
		4,527		
				Plurality: 4,527

State Representative 151

		Republican	Democratic	
Greenwich	part	Claudia M. Powers		
		<u>5,253</u>		
		5,253		
				Plurality: 5,253

Sheriff Fairfield County

	Republican	Democratic
	Charles M. Valentino, Sr.	Stephen F. DeVito
Bethel	2,934	2,118
Bridgeport	6,775	12,866
Brookfield	2,907	1,639
Danbury	6,108	6,626
Darien	4,037	1,581
Easton	1,577	924
Fairfield	9,542	6,825
Greenwich	9,361	6,086
Monroe	3,343	1,984
New Canaan	4,106	1,613
New Fairfield	2,412	1,453
Newtown	3,896	2,689
Norwalk	7,895	8,577
Redding	1,484	1,054
Ridgefield	4,493	2,684
Shelton	6,675	3,763
Sherman	655	476
Stamford	8,560	15,614
Stratford	6,887	6,366
Trumbull	6,228	4,106
Weston	1,631	1,383
Westport	4,125	4,332
Wilton	3,423	1,927
	109,054	96,686

Plurality: 12,368

Sheriff Hartford County

	Republican	Democratic
	John R. Griffin	Walter J. Kupchunos, Jr.
Avon	3,443	2,237
Berlin	3,076	3,203
Bloomfield	2,011	4,363
Bristol	6,477	8,565
Burlington	1,396	1,173
Canton	1,713	1,409
East Granby	978	676
East Hartford	4,211	7,858
East Windsor	1,161	1,593
Enfield	4,840	5,766
Farmington	4,130	3,826
Glastonbury	6,358	5,529
Granby	2,006	1,303
Hartford	3,542	11,223
Hartland	452	228
Manchester	6,703	8,535
Marlborough	910	1,024
New Britain	4,261	7,858
Newington	4,671	5,609
Plainville	2,002	2,842
Rocky Hill	2,442	3,029
Simsbury	5,281	3,286
South Windsor	3,545	5,658
Southington	6,313	6,083
Suffield	2,065	1,528
West Hartford	10,484	12,200
Wethersfield	5,082	5,321
Windsor	3,524	4,871
Windsor Locks	1,593	1,870
	104,670	128,666

Plurality: 23,996

Sheriff Litchfield County

	Republican	Democratic
	Richard L. Zaharek	Richard P. Levy
Barkhamsted	655	464
Bethlehem	871	468
Bridgewater	398	290
Canaan	182	137
Colebrook	275	218
Comwall	241	303
Goshen	628	306
Harwinton	1,277	601
Kent	475	552
Litchfield	2,033	912
Morris	513	158
New Hartford	1,210	833
New Milford	3,691	2,462
Norfolk	270	296
North Canaan	473	311
Plymouth	1,428	1,465
Roxbury	449	373
Salisbury	722	712
Sharon	526	405
Thomaston	1,331	842
Torrington	6,779	2,781
Warren	282	179
Washington	682	515
Watertown	3,788	2,406
Winchester	1,530	1,213
Woodbury	1,997	1,148
	32,706	20,350

Plurality: 12,356

Sheriff Middlesex County

	Republican	Democratic	
	Joseph E. Bibisi	Ryk Nelson	
Chester	655	680	
Clinton	2,080	1,591	
Cromwell	2,304	2,145	
Deep River	801	774	
Durham	1,414	882	
East Haddam	1,386	1,126	
East Hampton	1,959	1,546	
Essex	1,413	977	
Haddam	1,604	1,135	
Killingworth	1,059	774	
Middlefield	863	756	
Middletown	6,351	5,116	
Old Saybrook	2,139	1,529	
Portland	1,877	1,340	
Westbrook	1,146	871	
	<hr style="width: 100%; border: 0.5px solid black;"/>	<hr style="width: 100%; border: 0.5px solid black;"/>	
	27,051	21,242	

Plurality: 5,809

Sheriff New Haven County

	Republican	Democratic
	Paul L. Burns	Frank J. Kinney
Ansonia	1,614	2,699
Beacon Falls	748	804
Bethany	952	936
Branford	3,204	5,974
Cheshire	4,757	4,370
Derby	1,006	1,843
East Haven	2,851	3,837
Guilford	3,052	3,715
Hamden	4,923	9,772
Madison	3,118	2,394
Meriden	4,447	8,030
Middlebury	1,640	910
Milford	6,185	7,317
Naugatuck	3,334	3,614
New Haven	3,108	15,318
North Branford	1,678	2,011
North Haven	3,513	4,070
Orange	2,521	2,453
Oxford	1,383	1,188
Prospect	1,637	1,302
Seymour	1,892	2,018
Southbury	3,931	2,510
Wallingford	4,895	6,658
Waterbury	9,746	12,583
West Haven	3,553	8,955
Wolcott	2,355	2,174
Woodbridge	1,347	1,961
	83,390	119,416

Plurality: 36,026

Sheriff New London County

	Republican	Democratic
	Bernard W. Steadman	Gerry Egan
Bozrah	288	604
Colchester	1,630	2,340
East Lyme	2,374	2,698
Franklin	188	452
Griswold	789	1,577
Groton	3,765	3,962
Lebanon	914	1,116
Ledyard	1,977	2,009
Lisbon	380	745
Lyme	517	387
Montville	1,423	2,544
New London	1,447	3,175
North Stonington	881	600
Norwich	2,185	6,472
Old Lyme	1,398	1,432
Preston	522	800
Salem	552	639
Sprague	259	618
Stonington	2,873	2,453
Voluntown	238	377
Waterford	2,606	3,570
	27,206	38,570

Plurality: **11,364**

Sheriff

Tolland County

Republican

Democratic

Ramon M. Martinez, Jr.

Mike Piccoli

Andover
Bolton
Columbia
Coventry
Ellington
Hebron
Mansfield
Somers
Stafford
Tolland
Union
Vernon
Willington

439
843
655
1,333
1,444
1,071
1,026
1,046
916
1,830
117
2,909
678

552
879
1,124
2,169
2,046
1,495
2,869
1,587
3,091
2,494
172
5,008
1,124

14,307

24,610

Plurality:

10,303

Sheriff Windham County

	Republican	Democratic		
	William Falletti	Thomas W. White		
Ashford	588	798		
Brooklyn	557	1,075		
Canterbury	553	894		
Chaplin	199	368		
Eastford	271	304		
Hampton	194	389		
Killingly	1,047	2,542		
Plainfield	924	2,346		
Pomfret	530	645		
Putnam	707	1,480		
Scotland	155	322		
Sterling	231	405		
Thompson	959	1,505		
Windham	1,045	4,222		
Woodstock	1,050	1,102		
	<hr/>	<hr/>	<hr/>	<hr/>
	9,010	18,397		

Plurality: 9,387

Judge of Probate		District of Andover	
Republican		Democratic	
	J. Michael Zabkar, Jr.		Elaine N. Camposeo
Andover	449		577
Bolton	616		1,211
Columbia	623		1,142
	<u>1,688</u>		<u>2,930</u>
			Plurality: 1,242

Judge of Probate		District of Ashford	
Republican		Democratic	
			Dennis R. Poitras
Ashford			1,035
	<u> </u>		<u>1,035</u>
			Plurality: 1,035

Judge of Probate		District of Avon	
Republican		Democratic	
	Cynthia C. Becker		Paul E. Potanka
Avon	3,486		2,566
	<u>3,486</u>		<u>2,566</u>
			Plurality: 920

Judge of Probate		District of Barkhamsted	
Republican		Democratic	
	Curtis K. Case		
Barkhamsted	873		
	<u>873</u>		
			Plurality: 873

Judge of Probate		District of Berlin	
Republican		Democratic	
	Walter A. Clebowicz		Walter A. Clebowicz
Berlin	2,939		3,078
New Britain	4,133		7,797
	<u>7,072</u>		<u>10,875</u>
Total votes for cross-endorsed candidate	Walter A. Clebowicz	17,947	Plurality: 17,947

	Judge of Probate	District of	Bethany	
	Republican		Democratic	
Bethany			Guy D. Yale	
			1,275	
			1,275	
			Plurality:	1,275

	Judge of Probate	District of	Bethel	
	Republican		Democratic	Pro-Bethel
Bethel	Daniel W. O'Grady			Michael Duff
	3,504			1,108
	3,504			1,108
				Plurality:
				2,396

	Judge of Probate	District of	Bloomfield	
	Republican		Democratic	
Bloomfield	Steven Zelman		Steven Zelman	
	1,668		4,582	
	1,668		4,582	
Total votes for cross-endorsed candidate	Steven Zelman		6,250	
				Plurality:
				6,250

	Judge of Probate	District of	Bozrah	
	Republican		Democratic	
Bozrah	Stanley A. Mokrzewski Sr.		Margaret L. Lathrop	
	618		359	
	618		359	
				Plurality:
				259

	Judge of Probate	District of	Branford	
	Republican		Democratic	
Branford	Carl Vincent Pantaleo		John E. Donegan	
	3,049		5,911	
	3,049		5,911	
				Plurality:
				2,862

Judge of Probate**District of Bridgeport**

	Republican	Democratic		
Bridgeport	Krzysztof Hempowicz	Paul Joseph Ganim		
	5,868	15,770		
	5,868	15,770		
			Plurality:	9,902

Judge of Probate**District of Bristol**

	Republican	Democratic		
Bristol		Andre D. Dorval		
		10,799		
		10,799		
			Plurality:	10,799

Judge of Probate**District of Brookfield**

	Republican	Democratic		
Brookfield	Jeffrey W. Reinen	Jeffrey W. Reinen		
	3,080	1,548		
	3,080	1,548		
Total votes for cross-endorsed candidate Jeffrey W. Reinen			4,628	Plurality: 4,628

Judge of Probate**District of Brooklyn**

	Republican	Democratic		
Brooklyn		James K. Kelley		
		1,131		
		1,131		
			Plurality:	1,131

Judge of Probate**District of Burlington**

	Republican	Democratic		
Burlington	Linda M. Benedetto	Charles W. Bauer		
	1,324	1,405		
	1,324	1,405		
			Plurality:	81

		Judge of Probate	District of Canaan	
		Republican	Democratic	
		Barbara G. Seamans		
Canaan		199		
North Canaan		576		
		775		
				Plurality: 775

		Judge of Probate	District of Canterbury	
		Republican	Democratic	
		Juliette S. Stadnicki	Juliette S. Stadnicki	
Canterbury		731		717
		731		717
Total votes for cross-endorsed candidate		Juliette S. Stadnicki	1,448	Plurality: 1,448

		Judge of Probate	District of Canton	
		Republican	Democratic	
		Marygale Bouldin	Michael A. Lockaby	
Canton		1,748		1,672
		1,748		1,672
				Plurality: 76

		Judge of Probate	District of Cheshire	
		Republican	Democratic	
		Raymond F. Voelker		
Cheshire		6,753		
Prospect		2,113		
		8,866		
				Plurality: 8,866

		Judge of Probate	District of Clinton	
		Republican	Democratic	
		Kimberly A. Neri	Raymond J. Rigat	
Clinton		1,846		2,118
		1,846		2,118
				Plurality: 272

Judge of Probate **District of Colchester**

	Republican	Democratic		
Colchester	Kevin Kennedy	Mark A. Balaban		
	<u>2,501</u>	<u>1,897</u>		
	2,501	1,897		
			Plurality:	604

Judge of Probate **District of Cornwall**

	Republican	Democratic		
Cornwall		Margaret D. Cooley		
		<u>447</u>		
		447		
			Plurality:	447

Judge of Probate **District of Danbury**

	Republican	Democratic		
Danbury	Diane E. Yamin	Joseph Coco		
	<u>9,327</u>	<u>4,468</u>		
	9,327	4,468		
			Plurality:	4,859

Judge of Probate **District of Darien**

	Republican	Democratic		
Darien	John B. Rearden, Jr.			
	<u>4,430</u>			
	4,430			
			Plurality:	4,430

Judge of Probate **District of Deep River**

	Republican	Democratic		
Deep River	Patricia L. Damon			
	<u>966</u>			
	966			
			Plurality:	966

Judge of Probate **District of** **Derby**

	Republican	Democratic		
	Joseph Cassetti	Clifford D. Hoyle		
Ansonia	1,655	3,173		
Derby	1,148	1,881		
Seymour	1,882	2,347		
	<u>4,685</u>	<u>7,401</u>		
			Plurality:	2,716

Judge of Probate **District of** **East Granby**

	Republican	Democratic		
	Paul A. Ridgeway	Richard T. Roznoy		
East Granby	1,140	604		
	<u>1,140</u>	<u>604</u>		
			Plurality:	536

Judge of Probate **District of** **East Haddam**

	Republican	Democratic		
	Paul D. Buhl	Karen L. Blaschik		
East Haddam	1,677	1,076		
	<u>1,677</u>	<u>1,076</u>		
			Plurality:	601

Judge of Probate **District of** **East Hampton**

	Republican	Democratic		
		Anne McKinney		
East Hampton		2,484		
		<u>2,484</u>		
			Plurality:	2,484

Judge of Probate **District of** **East Hartford**

	Republican	Democratic		
	Ann Kennedy Fulco	Allan T. Driscoll		
East Hartford	6,109	6,307		
	<u>6,109</u>	<u>6,307</u>		
			Plurality:	198

Judge of Probate

District of East Haven

Republican

Democratic

William W. Cote

Michael A. Abis

East Haven

2,791

4,306

2,791

4,306

Plurality: 1,515

Judge of Probate

District of East Lyme

Republican

Democratic

Jeffrey McNamara

Joseph Raia

East Lyme

3,480

1,776

3,480

1,776

Plurality: 1,704

Judge of Probate

District of East Windsor

Republican

Democratic

William E. Grace

William E. Grace

East Windsor

1,029

1,468

South Windsor

4,068

4,702

5,097

6,170

Total votes for cross-endorsed candidate William E. Grace 11,267 Plurality: 11,267

Judge of Probate

District of Eastford

Republican

Democratic

Chaplin

Eastford

Plurality: 0

Judge of Probate

District of Ellington

Republican

Democratic

Thomas F. Rady III

Ellington

2,227

Vernon

5,446

7,673

Plurality: 7,673

	Judge of Probate	District of	Enfield
	Republican		Democratic
		Susan L. Warner	
		7,556	
Enfield	<u> </u>	<u> </u>	<u> </u>
		7,556	
			Plurality: 7,556

	Judge of Probate	District of	Essex
	Republican		Democratic
	Deborah M. Pearl		
	1,546		
Essex	<u> </u>	<u> </u>	<u> </u>
	1,546		
			Plurality: 1,546

	Judge of Probate	District of	Fairfield
	Republican		Democratic
	Daniel F. Caruso	Martha S. Brooks	
	11,912	5,523	
Fairfield	<u> </u>	<u> </u>	<u> </u>
	11,912	5,523	
			Plurality: 6,389

	Judge of Probate	District of	Farmington
	Republican		Democratic
	J. David Morrisuey		
	5,184		
Farmington	<u> </u>	<u> </u>	<u> </u>
	5,184		
			Plurality: 5,184

	Judge of Probate	District of	Glastonbury
	Republican		Democratic
		Donald L. Hamer	
		7,834	
Glastonbury	<u> </u>	<u> </u>	<u> </u>
		7,834	
			Plurality: 7,834

Judge of Probate		District of Granby	
	Republican		Democratic
Granby	Philip D. Main		
	<u>2,450</u>	<u> </u>	<u> </u>
	2,450		
			Plurality: 2,450

Judge of Probate		District of Greenwich	
	Republican		Democratic
Greenwich	David R. Tobin		
	<u>11,270</u>	<u> </u>	<u> </u>
	11,270		
			Plurality: 11,270

Judge of Probate		District of Griswold	
	Republican		Democratic
Griswold		George L. Kennedy	
	<u> </u>	<u>1,912</u>	<u> </u>
		1,912	
			Plurality: 1,912

Judge of Probate		District of Groton	
	Republican		Democratic
Groton	Frederick W. Palm, Jr.	Frederick W. Palm, Jr.	
	<u>3,837</u>	<u>3,732</u>	<u> </u>
	3,837	3,732	
Total votes for cross-endorsed candidate		Frederick W. Palm, Jr.	7,569
			Plurality: 7,569

Judge of Probate		District of Guilford	
	Republican		Democratic
Guilford	Joel E. Helander	Joel E. Helander	
	<u>3,504</u>	<u>3,557</u>	<u> </u>
	3,504	3,557	
Total votes for cross-endorsed candidate		Joel E. Helander	7,061
			Plurality: 7,061

	Judge of Probate	District of	Haddam	
	Republican		Democratic	
			Sharon G. Kapitulik	
Haddam	_____		1,963	_____
			1,963	
				Plurality: 1,963

	Judge of Probate	District of	Hamden	
	Republican		Democratic	
			Salvatore L. Diglio	
Hamden	_____		10,638	_____
			10,638	
				Plurality: 10,638

	Judge of Probate	District of	Hampton	
	Republican		Democratic	
	Jeannine Lamont		Jeannine Lamont	
Hampton	250		334	_____
	_____		334	_____
	250			
Total votes for cross-endorsed candidate	Jeannine Lamont		584	Plurality: 584

	Judge of Probate	District of	Hartford	
	Republican		Democratic	
			Robert K. Killian, Jr.	
Hartford	_____		12,449	_____
			12,449	
				Plurality: 12,449

	Judge of Probate	District of	Hartland	
	Republican		Democratic	
			Beatrice Y. Isabelle	
Hartland	_____		426	_____
			426	
				Plurality: 426

Judge of Probate**District of Harwinton**

	Republican	Democratic		
Harwinton	Patrick J. Wall	John W. Pickard		
	1,040	981		
	<u>1,040</u>	<u>981</u>		
			Plurality:	59

Judge of Probate**District of Hebron**

	Republican	Democratic		
Hebron		Kevin C. Connors		
		2,030		
		<u>2,030</u>		
			Plurality:	2,030

Judge of Probate**District of Kent**

	Republican	Democratic		
Kent	Barbara L. Miller			
	749			
	<u>749</u>			
			Plurality:	749

Judge of Probate**District of Killingly**

Full Term

	Republican	Democratic		
Killingly	Thomas E. Dupont Sr.	Thomas E. Dupont Sr.		
	1,465	2,028		
	<u>1,465</u>	<u>2,028</u>		
Total votes for cross-endorsed candidate	Thomas E. Dupont Sr.	3,493	Plurality:	3,493

Judge of Probate**District of Killingworth**

	Republican	Democratic		
Killingworth	Judith P. Lentz	Judith P. Lentz		
	1,046	864		
	<u>1,046</u>	<u>864</u>		
Total votes for cross-endorsed candidate	Judith P. Lentz	1,910	Plurality:	1,910

		Judge of Probate	District of Lebanon	
		Republican	Democratic	
Lebanon		Geraldine E. McCaw		
		<u>1,450</u>	<u> </u>	<u> </u>
		1,450		
				Plurality: 1,450

		Judge of Probate	District of Ledyard	
		Republican	Democratic	
Ledyard		Pamela M. Rowe	Elaine Marie Bono	
		<u>2,191</u>	<u>2,027</u>	<u> </u>
		2,191	2,027	
				Plurality: 164

		Judge of Probate	District of Litchfield	
		Republican	Democratic	
Litchfield		Helen Ruwet Bunnell	Arlene G. Keegan	
Morris		443	373	
Warren		<u>260</u>	<u>211</u>	<u> </u>
		2,226	2,222	
				Plurality: 4

		Judge of Probate	District of Lyme	
		Republican	Democratic	
Lyme		William T. Koch, Jr.		
		<u>668</u>	<u> </u>	<u> </u>
		668		
				Plurality: 668

		Judge of Probate	District of Madison	
		Republican	Democratic	
Madison		George G. McManus Jr.		
		<u>4,048</u>	<u> </u>	<u> </u>
		4,048		
				Plurality: 4,048

Judge of Probate**District of Manchester**

Republican

Democratic

Manchester

John W. Cooney

11,008

11,008

Plurality: 11,008

Judge of Probate**District of Mansfield**

Republican

Democratic

Coventry

Carol L. Pellegrine

1,543

Claire C. Twerdy

2,127

Mansfield

1,6252,487

3,168

4,614

Plurality: 1,446

Judge of Probate**District of Marlborough**

Republican

Democratic

Marlborough

Joseph D. Farrell

809

William J. Heslin, III

1,254

809

1,254

Plurality: 445

Judge of Probate**District of Meriden**

Republican

Democratic

Meriden

Ralph Collazo

4,198

John F. Papandrea

9,370

4,198

9,370

Plurality: 5,172

Judge of Probate**District of Middletown**

Republican

Democratic

Cromwell

Jeffrey A. DeMaso

1,313

Joseph D. Marino

3,066

Durham

875

1,445

Middlefield

478

1,150

Middletown

2,5818,905

5,247

14,566

Plurality: 9,319

	Judge of Probate	District of	Milford	
	Republican		Democratic	
	Steve Studer		Beverly Strait-Kefalas	
Milford	<u>7,216</u>		<u>7,740</u>	
	7,216		7,740	
				Plurality: 524

	Judge of Probate	District of	Montville	
	Republican		Democratic	
			Linda J. Mott	
Montville	<u> </u>		<u>2,885</u>	
			2,885	
				Plurality: 2,885

	Judge of Probate	District of	Naugatuck	
	Republican		Democratic	
			Robert M. Siuzdak	
Beacon Falls Naugatuck	<u> </u>		<u>1,024</u>	
			4,912	
			5,936	
				Plurality: 5,936

	Judge of Probate	District of	New Canaan	
	Republican		Democratic	
	Richard E. Burke			
New Canaan	<u>4,622</u>		<u> </u>	
	4,622			
				Plurality: 4,622

	Judge of Probate	District of	New Fairfield	
	Republican		Democratic	
	Richard A. Smith		Peter R. Larkin	
New Fairfield	<u>2,000</u>		<u>2,306</u>	
	2,000		2,306	
				Plurality: 306

Judge of Probate District of New Hartford

	Republican	Democratic		
	Norman E. Rogers, Jr.			
New Hartford	1,629			
	<u>1,629</u>			
			Plurality:	1,629

Judge of Probate District of New Haven

	Republican	Democratic		
		John A. Keyes		
New Haven		15,874		
		<u>15,874</u>		
			Plurality:	15,874

Judge of Probate District of New London

	Republican	Democratic		
	Charles Wild	Mathew H. Greene		
New London	1,072	3,537		
Waterford	2,172	3,963		
	<u>3,244</u>	<u>7,500</u>		
			Plurality:	4,256

Judge of Probate District of New Milford

	Republican	Democratic	Petitioning Candidate	Petitioning Candidate
	Marty Landgrebe	Fred L. Baker	Barbara McMahon Dratch	Cecilia J. Buck
Bridgewater	272	357	121	47
New Milford	3,137	2,305	898	656
	<u>3,409</u>	<u>2,662</u>	<u>1,019</u>	<u>703</u>
			Plurality:	747

Judge of Probate District of Newington

	Republican	Democratic		
	Allen V. Johnson	Sheila M. Hennessey		
Newington	3,411	6,448		
Rocky Hill	1,917	3,445		
Wethersfield	3,291	7,116		
	<u>8,619</u>	<u>17,009</u>		
			Plurality:	8,390

	Judge of Probate	District of	Newtown
	Republican		Democratic
Newtown	Margot S. Hall <u>5,221</u> 5,221	<u> </u>	<u> </u>
			Plurality: 5,221

	Judge of Probate	District of	Norfolk
	Republican		Democratic
Norfolk	<u> </u>	Linda F. Riiska <u>445</u> 445	<u> </u>
			Plurality: 445

	Judge of Probate	District of	North Branford
	Republican		Democratic
North Branford	Frank J. Forgione <u>2,502</u> 2,502	<u> </u>	<u> </u>
			Plurality: 2,502

	Judge of Probate	District of	North Haven
	Republican		Democratic
North Haven	Eileen B. Donahue <u>5,230</u> 5,230	<u> </u>	<u> </u>
			Plurality: 5,230

	Judge of Probate	District of	North Stonington
	Republican		Democratic
North Stonington	Teresa A. Pensis <u>1,235</u> 1,235	Bradford W. Currier II <u>360</u> 360	<u> </u>
			Plurality: 875

Judge of Probate **District of** **Norwalk**

	Republican	Democratic		
	Anthony J. DePanfilis			
Norwalk	10,699			
Wilton	3,930			
	<u>14,629</u>			
				Plurality: 14,629

Judge of Probate **District of** **Norwich**

	Republican	Democratic		
	Linda M. Salafia	Linda M. Salafia		
Franklin	262	372		
Lisbon	430	673		
Norwich	3,172	5,402		
Preston	592	708		
Sprague	340	537		
Voluntown	259	348		
	<u>5,055</u>	<u>8,040</u>		

Total votes for cross-endorsed candidate Linda M. Salafia 13,095 **Plurality: 13,095**

Judge of Probate **District of** **Old Lyme**

	Republican	Democratic		
	Thomas F. McGarry	Sylvia L. Peterson		
Old Lyme	1,090	2,039		
	<u>1,090</u>	<u>2,039</u>		
				Plurality: 949

Judge of Probate **District of** **Old Saybrook**

	Republican	Democratic		
		Roger W. Goodnow		
Old Saybrook		2,643		
		<u>2,643</u>		
				Plurality: 2,643

Judge of Probate **District of** **Orange** Full Term

	Republican	Democratic	Orange Taxpayers'	
	John J. Carangelo	Anne Marie Paone-Mullin	Daniel V. Presnick	
Orange	3,102	2,251	38	
	<u>3,102</u>	<u>2,251</u>	<u>38</u>	
				Plurality: 851

	Judge of Probate	District of	Oxford	
	Republican		Democratic	
Oxford	Mark F. Gross		John W. Fertig, Jr.	
	<u>1,106</u>		<u>1,748</u>	
	1,106		1,748	
				Plurality: 642

	Judge of Probate	District of	Plainfield	
	Republican		Democratic	
Plainfield			Kathleen Sendley Barry	
			<u>2,484</u>	
			2,484	
				Plurality: 2,484

	Judge of Probate	District of	Plainville	
	Republican		Democratic	
Plainville	Donald G. Wiener		Heidi Famiglietti	
	<u>1,176</u>		<u>3,960</u>	
	1,176		3,960	
				Plurality: 2,784

	Judge of Probate	District of	Plymouth	
	Republican		Democratic	
Plymouth	Theodore F. Kosikowski		Sonja J. deSousa	
	<u>1,429</u>		<u>1,848</u>	
	1,429		1,848	
				Plurality: 419

	Judge of Probate	District of	Pomfret	
	Republican		Democratic	
Pomfret	Cecile D. Stoddard		Cecile D. Stoddard	
	<u>614</u>		<u>600</u>	
	614		600	
Total votes for cross-endorsed candidate	Cecile D. Stoddard		1,214	Plurality: 1,214

Judge of Probate District of Portland

	Republican	Democratic		
	Robert L. Curzan	Richard J. Guliani		
Portland	<u>1,226</u>	<u>2,113</u>	_____	_____
	1,226	2,113		
			Plurality:	887

Judge of Probate District of Putnam

	Republican	Democratic		
		Nicholas R. Scola		
Putnam	_____	<u>1,620</u>	_____	_____
		1,620		
			Plurality:	1,620

Judge of Probate District of Redding

	Republican	Democratic		
	Richard L. Emerson	Richard L. Emerson		
Redding	<u>1,546</u>	<u>1,018</u>	_____	_____
	1,546	1,018		
Total votes for cross-endorsed candidate	Richard L. Emerson	2,564	Plurality:	2,564

Judge of Probate District of Ridgefield

	Republican	Democratic		
	Joseph A. Egan, Jr.			
Ridgefield	<u>5,693</u>	_____	_____	_____
	5,693			
			Plurality:	5,693

Judge of Probate District of Roxbury

	Republican	Democratic		
	Jeannette M. Puglio	Jeannette M. Puglio		
Roxbury	<u>477</u>	<u>362</u>	_____	_____
	477	362		
Total votes for cross-endorsed candidate	Jeannette M. Puglio	839	Plurality:	839

		Judge of Probate		District of Salem			
		Republican		Democratic			
		William C. Kollman, II		William C. Kollman, II			
Salem		559		611			
		559		611			
Total votes for cross-endorsed candidate		William C. Kollman, II		1,170	Plurality:	1,170	

		Judge of Probate		District of Salisbury			
		Republican		Democratic			
		Richard T. Fitzgerald		Richard T. Fitzgerald			
Salisbury		780		702			
		780		702			
Total votes for cross-endorsed candidate		Richard T. Fitzgerald		1,482	Plurality:	1,482	

		Judge of Probate		District of Saybrook			
		Republican		Democratic			
		Helen B. Bonnie Bennet		Helen B. Bonnie Bennet			
Chester		610		770			
		610		770			
Total votes for cross-endorsed candidate		Helen B. Bonnie Bennet		1,380	Plurality:	1,380	

		Judge of Probate		District of Sharon			
		Republican		Democratic			
		Suzanne J. Xanthos		Suzanne J. Xanthos			
Sharon		551		388			
		551		388			
Total votes for cross-endorsed candidate		Suzanne J. Xanthos		939	Plurality:	939	

		Judge of Probate		District of Shelton			
		Republican		Democratic			
		Fred J. Anthony		Esteban Hermanowycz			
Shelton		7,748		3,077			
		7,748		3,077			
					Plurality:	4,671	

	Judge of Probate	District of	Sherman	
	Republican		Democratic	
Sherman	Maryann Yanarella	Barbara J. Ackerman		
	<u>377</u>	<u>881</u>		
	377	881		
				Plurality: 504

	Judge of Probate	District of	Simsbury	
	Republican		Democratic	
Simsbury	Paul J. Knierim	Ann G. Taylor		
	<u>5,705</u>	<u>3,802</u>		
	5,705	3,802		
				Plurality: 1,903

	Judge of Probate	District of	Southbury	
	Republican		Democratic	
Southbury	Mary Kay Flaherty			
	<u>4,864</u>			
	4,864			
				Plurality: 4,864

	Judge of Probate	District of	Southington	
	Republican		Democratic	
Southington	John F. Kania	Bryan F. Meccariello		
	<u>6,581</u>	<u>6,770</u>		
	6,581	6,770		
				Plurality: 189

	Judge of Probate	District of	Stafford	
	Republican		Democratic	
Somers		Thomas J. Fiore		
Stafford		<u>1,578</u>		
Union		<u>3,034</u>		
		<u>179</u>		
		4,791		
				Plurality: 4,791

	Judge of Probate		District of	Stamford	
	Republican			Democratic	
Stamford			Gerald M. Fox		
	<u> </u>		<u>16,507</u>		
			16,507		
					Plurality: 16,507

	Judge of Probate		District of	Sterling	
	Republican			Democratic	
Sterling			Signe L. Nowosadko		
	<u> </u>		<u>430</u>		
			430		
					Plurality: 430

	Judge of Probate		District of	Stonington	
	Republican			Democratic	
Stonington			Paul E. Cravinho		
	<u> </u>		<u>3,499</u>		
			3,499		
					Plurality: 3,499

	Judge of Probate		District of	Stratford	
	Republican			Democratic	
Stratford			F. Paul Kurmay		
	<u>8,866</u>		<u>5,315</u>		
	8,866		5,315		
					Plurality: 3,551

	Judge of Probate		District of	Suffield	
	Republican			Democratic	
Suffield			Beverly T. Patterson		
	<u>2,469</u>		<u>1,393</u>		
	2,469		1,393		
					Plurality: 1,076

Judge of Probate District of Thomaston

	Republican	Democratic		
		Joseph J. Fairchild		
Thomaston	_____	1,368	_____	_____
		1,368		
			Plurality:	1,368

Judge of Probate District of Thompson

	Republican	Democratic		
		Aileen A. Witkowski		
Thompson	_____	1,994	_____	_____
		1,994		
			Plurality:	1,994

Judge of Probate District of Tolland

	Republican	Democratic		
	Cheryl H. Brown			
Tolland	2,628			
Willington	1,129	_____	_____	_____
	3,757			
			Plurality:	3,757

Judge of Probate District of Torrington

	Republican	Democratic		
	Michael F. Magistrali	Michael A. Merati		
Goshen	657	308		
Torrington	6,058	4,056	_____	_____
	6,715	4,364		
			Plurality:	2,351

Judge of Probate District of Trumbull

	Republican	Democratic		
	John P. Chiota			
Easton	1,849			
Monroe	401			
Trumbull	7,909	_____	_____	_____
	10,159			
			Plurality:	10,159

	Judge of Probate	District of	Wallingford	
	Republican		Democratic	
Wallingford	Victoria Marsh Chemiske		Philip A. Wright, Jr. 8,345	
	<u>962</u>		<u>8,345</u>	
	962			Plurality: 8,345

	Judge of Probate	District of	Washington	
	Republican		Democratic	
Washington	Victoria Marsh Chemiske			
	<u>962</u>			
	962			Plurality: 962

	Judge of Probate	District of	Waterbury	
	Republican		Democratic	
Middlebury Waterbury Wolcott			James J. Lawlor 1,347 15,266 2,908	
			<u>19,521</u>	
				Plurality: 19,521

	Judge of Probate	District of	Watertown	
	Republican		Democratic	
Watertown	Carey R. Geghan		Carey R. Geghan	
	<u>4,172</u>		<u>2,217</u>	
	4,172		2,217	
Total votes for cross-endorsed candidate	Carey R. Geghan		6,389	Plurality: 6,389

	Judge of Probate	District of	West Hartford	
	Republican		Democratic	
West Hartford	John A. Berman		Sydney W. Elkin	
	<u>12,652</u>		<u>10,749</u>	
	12,652		10,749	Plurality: 1,903

Judge of Probate District of West Haven

	Republican	Democratic		
	E. Michael Heffernan	E. Michael Heffernan		
West Haven	4,589	7,925		
	4,589	7,925		

Total votes for cross-endorsed candidate E. Michael Heffernan 12,514 **Plurality: 12,514**

Judge of Probate District of Westbrook

	Republican	Democratic		
		Constance J. Vogell		
Westbrook		1,391		
		1,391		

Plurality: 1,391

Judge of Probate District of Westport

	Republican	Democratic		
	Richard J. Diviney	Kevin M. O'Grady		
Weston	1,512	1,637		
Westport	4,110	4,893		
	5,622	6,530		

Plurality: 908

Judge of Probate District of Winchester

	Republican	Democratic		
		Alan M. Barber		
Colebrook		350		
Winchester		1,993		
		2,343		

Plurality: 2,343

Judge of Probate District of Windham

	Republican	Democratic		
	Douglas T. Stearns	Dennis O'Brien		
Scotland	306	193		
Windham	1,573	3,492		
	1,879	3,685		

Plurality: 1,806

		District of Windsor			
		Republican	Democratic		
Windsor		Brian Griffin	Brian Griffin		
		3,493	4,886		
		<u>3,493</u>	<u>4,886</u>		
Total votes for cross-endorsed candidate		Brian Griffin	8,379	Plurality:	8,379

		District of Windsor Locks			
		Republican	Democratic		
Windsor Locks			William C. Leary		
			2,503		
			<u>2,503</u>		
				Plurality:	2,503

		District of Woodbridge			
		Republican	Democratic		
Woodbridge		Rosemary K. DeFilippo	Robert H. Horowitz		
		1,497	2,115		
		<u>1,497</u>	<u>2,115</u>		
				Plurality:	618

		District of Woodbury			
		Republican	Democratic		
Bethlehem Woodbury		Mary Donaldson			
		1,063			
		<u>2,543</u>			
		3,606			
				Plurality:	3,606

		District of Woodstock			
		Republican	Democratic		
Woodstock		Nancy M. Gale	Sheila O. Mills		
		1,482	747		
		<u>1,482</u>	<u>747</u>		
				Plurality:	735

	Judge of Probate	District of	Killingly	To Fill Vacancy
	Republican		Democratic	
Killingly	Thomas E. Dupont Sr.		Thomas E. Dupont Sr.	
	<u>1,397</u>		<u>1,807</u>	
	1,397		1,807	
Total votes for cross-endorsed candidate		Thomas E. Dupont Sr.	3,204	Plurality: 3,204

	Judge of Probate	District of	Orange	To Fill Vacancy
	Republican		Democratic	
Orange	John J. Carangelo		Anne Marie Paone-Mullin	
	<u>3,000</u>		<u>2,234</u>	
	3,000		2,234	
				Plurality: 766

Registrars of Voters

Andover	Republican Louise F. Parkington 550	Democratic Beverly W. Bennett 458		
Ansonia	Republican Hazel Hummel 1,714	Democratic John Erlingheuser 2,652		
Ashford	Republican John S. Cowen 487	Democratic Kevin T. A. McCarthy 860		
Avon	Republican Ann J. Tilson 3,703	Democratic Marilyn B. Dumas 2,123		
Berlin	Republican Elizabeth A. Tedeschi 3,520	Democratic John F. Miller 2,715		
Bethany	Republican Linda C. Thiel 1,004	Democratic Marian N. Ash 863		
Bethel	Republican Mary H. Legnard 2,675	Democratic Mary R. O'Leary 2,358	Independent Darleen Hanford 87	Pro-Bethel Dorothy Kroha 128
Bloomfield	Republican Howard S. Frydman 1,753	Democratic Sandra J. Bryant 4,534		
Bozrah	Republican Adele Fishbone 361	Democratic M. Sue Sullivan 561		
Branford	Republican Marion E. Burkard 3,602	Democratic Lucille M. Pascarella 5,246		
Bridgeport	Republican Robert A. Dortenzio 5,285	Democratic Lucille E. Bruno 13,981		
Bridgewater	Republican Lois S. Carreira 424	Democratic Gabrielle S. Adler 317		

Registrars of Voters

Bristol	Republican Ellie Klapatch 7,203	Democratic MaryAnn P. Giola 7,821
Brooklyn	Republican Cassandra L. Leach 779	Democratic Janet K. St. Jean 843
Burlington	Republican Lena R. Spielman 1,557	Democratic Joan H. Tharsu 1,076
Canaan	Republican Mary B. Petersen 145	Democratic Mary Lusanna Sinclair 185
Canterbury	Republican Jean H. McKinley 771	Democratic Loreen F. Hegan 680
Chaplin	Republican Doris B. Silliman 267	Democratic Geraldine A. Helmer 294
Cheshire	Republican Kathleen E. Nankin 5,556	Democratic Sheila S. Kelly 3,524
Chester	Republican Katherine M. Marsh 505	Democratic Peter J. Zanardi 914
Clinton	Republican Donna Chrostowski 1,566	Democratic Diane L. Shepard 2,243
Colchester	Republican Barbara E. Gibbons 1,922	Democratic Dorothy A. Mrowka 2,156
Colebrook	Republican Beverly A. Bucy 347	Democratic
Columbia	Republican Evelyn F. Cafrella 790	Democratic Ellen G. Donohue 1,014

Registrars of Voters

Corwall	Republican Lisa K. Cruse 241	Democratic Jayne Wingard Ridgway 348
Danbury	Republican Jean A. Natale 6,311	Democratic Margaret F. Gallo 6,543
Darien	Republican Donald Paul Smith 4,032	Democratic Thomas R. Dunn 1,446
Deep River	Republican Frances T. Strukus 905	Democratic Joanne P. Grabek 704
Durham	Republican Athea M. Parmelee 1,483	Democratic Natalie A. Church 917
East Haddam	Republican Joan Osatza 1,318	Democratic Joyce Simon 1,238
East Hampton	Republican Jane S. Christopher 1,621	Democratic Kathleen Nowakowski 1,894
East Hartford	Republican Mary J. Mourey 4,202	Democratic Margaret A. Byrnes 7,550
East Haven	Republican Donna C. Norman 2,803	Democratic Janet A. Cianelli 3,826
East Lyme	Republican Catherine W. Devine 2,778	Democratic Carol Marelli 2,314
East Windsor	Republican Linda C. Sinsigallo 1,286	Democratic Marilyn S. Rajala 1,468
Eastford	Republican Nancy L. Mayhew 386	Democratic Ulrich W. Eschholz 201

Registrars of Voters

Easton	Republican Eunice K. Hanson 1,580	Democratic Jean B. Bromer 968
Ellington	Republican Margaret A. Weekes 1,924	Democratic Cheryle "Cherie" A. Halleran 1,522
Enfield	Republican Vaughan O. Vanderscoff 3,353	Democratic Mary Lou Flynn 8,845
Essex	Republican Elizabeth G. Schellens 1,339	Democratic Dolores B. Budney 1,174
Fairfield	Republican Joan K. O'Rourke 10,647	Democratic Ann Rednak 6,144
Farmington	Republican Betty D. Coykendall 4,480	Democratic Lorraine P. Neff 3,234
Franklin	Republican Thomas A. Manning 337	Democratic James F. Ward, Jr. 325
Glastonbury	Republican Gina Fredericks 5,598	Democratic Karen S. Sullivan 6,017
Goshen	Republican Lavinia F. Breakell 674	Democratic Patricia N. Goldberg 282
Granby	Republican Doris S. Ellis 2,028	Democratic Katharine L. Riley 1,306
Greenwich	Republican Veronica B. Musca 9,392	Democratic Sharon B. Vecchiolla 6,215
Griswold	Republican Mary Koziol 467	Democratic Mary Gromko 594

Registrars of Voters

Griswold	Dist. 2	Republican Carol Seaman 703	Democratic Mary A. Ingves 643
Guilford		Republican Elizabeth C. Bartlett 3,756	Democratic Ann C. Weir 3,312
Hamden		Republican Anthony V. Esposito 5,166	Democratic Margaret E. Rae 9,057
Hampton		Republican Margaret S. Haraghey 262	Democratic Claire M. Winters 342
Harwinton		Republican Therese A. Mirsky 1,035	Democratic Beverly A. Fortin 846
Lebanon		Republican Connie G. Nichols 975	Democratic Mary Beth Yarmac 1,122
Ledyard		Republican Nancy Lozier 1,926	Democratic Hazel M. Gorman 2,179
Lyme		Republican Richard L. Gustafson 471	Democratic Nancy L. Roche 371
Madison		Republican Rosalie Maco 3,090	Democratic Sally A. Ehrenworth 2,335
Mansfield		Republican Beverly Mann Miela 1,160	Democratic Mary Stanton 2,769
Marlborough		Republican Charlene M. Garnett 924	Democratic Barbara G. Brewer 1,030
Meriden		Republican Lillian Toni Soboleski 5,898	Democratic Maureen E. Flynn 7,181

Registrars of Voters

Middlebury		Republican Nancy S. Robison 1,760	Democratic Virginia Whiteley 729	
Middlefield		Republican Barbara S. Rowe 716	Democratic Patricia T. White 932	
Middletown		Republican Janice A. Gionfriddo 4,241	Democratic Sandra L. Faraci 6,811	
Milford		Republican Rose I. Scarpa 8,039	Democratic Mary Lee Tamas 5,785	
Monroe		Republican Jeanette Benson 3,093	Democratic Vivian N. Capocitti 2,190	
Montville		Republican Marchita N. Foster 1,257	Democratic Lorraine A. Elliott 2,533	
Naugatuck		Republican Katherine J. Carten 3,087	Democratic Louise L. Sheedy 3,676	
New Canaan		Republican Robert L. Shafter 4,239	Democratic George F. Cody 1,578	
New Milford		Republican Barbara B. Hyatt 3,528	Democratic Loretta Brickley 2,839	
Newington		Republican Linda B. Cultrera 4,207	Democratic Marie M. Fox 5,520	Reform Anthony P. DeRibas 86
North Branford	Dist. 1	Republican Ann B. Zimmer 914	Democratic Laura E. Negro 990	
North Branford	Dist. 2	Republican Paulette C. Hart 903	Democratic Judith Esposito 797	

Registrars of Voters

North Haven	Republican Frank J. Riggs 5,072	Democratic G. R. Zempel 2,404
North Stonington	Republican Barbara C. Perkins 824	Democratic Eleanor M. Johnson 715
Norwalk	Republican Ann D. Artell 8,940	Democratic Helen A. Carozelli 7,514
Norwich	Republican Gerald E. Kortfelt 2,467	Democratic Jane L. Przekop 5,950
Old Lyme	Republican Roderick M. White 1,167	Democratic Patricia M. McCarthy 1,835
Orange	Republican Susan S. Blanchette 3,045	Democratic Carmela N. Apuzzo 2,169
Oxford	Republican Beulah F. Renker 1,696	Democratic Dorothy M. Bartimole 1,008
Plainfield	Republican Sonia S. Chapman 1,162	Democratic Margaret Beausoleil 2,135
Plymouth	Republican Barbara K. Rockwell 1,716	Democratic Charyl J. Ganesini 1,403
Portland	Republican Elaine P. Cote 1,465	Democratic Karen J. Soboleski 1,756
Preston	Republican Leona Fuller 680	Democratic Barbara B. Ware 650
Prospect	Republican Kathleen Vander Eyk 1,853	Democratic Katherine S. Blinstrubas 1,090

Registrars of Voters

Redding	Republican Marsha K. Berner 1,450	Democratic Bess P. Fletcher 1,166
Ridgefield	Republican Pauline R. Moylan 4,990	Democratic Patricia B. Baker 2,474
Rocky Hill	Republican Patricia E. Beyer 2,236	Democratic Janet W. Viggiano 3,081
Salem	Republican Deborah L. Zorn 516	Democratic Betsy B. Butts 715
Salisbury	Republican Nancy McL. Peck 808	Democratic Richard O. Walsh 709
Scotland	Republican Caroline E. Neborsky 257	Democratic Susan M. Smith 232
Seymour	Republican Elizabeth M. Capece 2,127	Democratic Concetta M. Criscuolo 1,963
Shelton	Republican Charles F. Bucher 6,220	Democratic John P. Bashar 4,407
Sherman	Republican William B. Tiebout, III 644	Democratic Joan M. Oesterling 557
Simsbury	Republican Sara M. Twitchell 5,237	Democratic Lois W. Calvert 3,481
Somers	Republican Marjory Madden 1,279	Democratic Joan M. Rivard 1,275
Sprague	Republican Patricia W. Amon 305	Democratic Kathleen Z. Boushee 580

Registrars of Voters

Sterling	Republican Diane I. Ethenidge 305	Democratic Dianna M. Firlik 346
Stonington	Republican Robin E. Miller 2,245	Democratic R. Cris Palmer 2,706
Suffield	Republican Judith A. Remington 2,376	Democratic Eileen B. Moncrief 1,392
Thomaston	Republican Barbara Brasche 1,348	Democratic Carol J. Hoebel 880
Thompson	Republican Ada G. Temple 1,002	Democratic James P. Kenney 1,539
Tolland	Republican Kenneth R. Houck 2,109	Democratic Marion H. Farina 2,030
Torrington	Republican Amelia K. Waldron 5,035	Democratic James E. Murphy 4,333
Trumbull	Republican William S. Holden 6,548	Democratic Robert S. Marconi 3,867
Union	Republican Betty B. Vilandre 187	Democratic Carol A. Berner 120
Voluntown	Republican Patricia A. Sweet 282	Democratic Jennie L. Charette 336
Wallingford	Republican Marjorie Toth 5,228	Democratic Carmela Millie Reig 5,865
Waterbury	Republican Susan C. Beatty 9,837	Democratic Patricia M. Mulhall 12,377

Registrars of Voters

Waterford	Republican Jane B. Coville 2,597	Democratic Margaret S. Bellucci 3,492
Watertown	Republican Armand E. Madeux 3,532	Democratic Walter A. LeMay 2,956
West Hartford	Republican Selma L. Kaufman 9,206	Democratic Eileen S. Horan 13,591
Weston	Republican Eileen S. Buckley 1,842	Democratic Deirdre Doran 1,223
Westport	Republican Mabel A. Johnson 4,545	Democratic Nita S. Cohen 4,038
Willington	Republican Judith R. Andersen 879	Democratic Teddie B. Sleight 868
Wilton	Republican Clementina L. Gardner 3,270	Democratic Margaret A. Reeves 2,152
Winchester	Republican Bonita M. Birden 1,172	Democratic Elizabeth F. Cornelio 1,624
Windham	Republican Maria C. Naumec 1,638	Democratic William J. Sayers, Jr. 3,424
Windsor	Republican Karen A. Andrews 3,334	Democratic Anita M. Mips 5,037
Windsor Locks	Republican Sandra R. Hebert 1,678	Democratic Shirley J. Hespelt 1,709
Wolcott	Republican Esther L. Medford 2,127	Democratic Anne R. Forte 2,214

Registrars of Voters

Woodbridge	Republican L. Christine Laydon 1,540	Democratic Pamela F. Blessinger 1,800
<hr/>		
Woodstock	Republican Elizabeth L. Brooks 1,221	Democratic Constance T. Maynard 970

Election Day Registration, Turnout and Absentee Ballot Statistics

Summarized by Congressional District

Congressional District		*Names on Official Check List (Active)	*Number Checked as Having Voted	Percentage Checked as Having Voted	Number of Absentee Ballots Received from Town Clerk	Number of Absentee Ballots Rejected	Number of Absentee Ballots Voted
CD	1	297,019	179,770	60.52%	8,712	120	8,592
CD	2	300,012	172,682	57.56%	7,588	114	7,474
CD	3	310,723	165,675	53.32%	7,175	120	7,055
CD	4	283,619	149,877	52.84%	7,830	89	7,741
CD	5	302,260	169,960	56.23%	7,720	106	7,614
CD	6	313,117	184,489	58.92%	8,230	83	8,147
		<u>1,806,750</u>	<u>1,022,453</u>	<u>56.59%</u>	<u>47,255</u>	<u>632</u>	<u>46,623</u>

* Includes "Overseas" voters

Election Day Registration, Turnout and Absentee Ballot Statistics

Summarized by County						
County	*Names on Official Check List (Active)	*Number Checked as Having Voted	Percentage Checked as Having Voted	Number of Absentee Ballots Received from Town Clerk	Number of Absentee Ballots Rejected	Number of Absentee Ballots Voted
Fairfield	447,074	241,046	53.92%	12,089	149	11,940
Hartford	458,706	273,368	59.60%	12,238	158	12,080
Litchfield	104,393	61,994	59.39%	3,334	32	3,302
Middlesex	90,453	55,074	60.89%	2,590	38	2,552
New Haven	443,414	240,897	54.33%	10,764	162	10,602
New London	132,908	75,413	56.74%	3,330	52	3,278
Tolland	72,026	43,870	60.91%	1,759	17	1,742
Windham	57,776	30,791	53.29%	1,151	24	1,127
	1,806,750	1,022,453	56.59%	47,255	632	46,623

* Includes "Overseas" voters

Election Day Registration, Turnout and Absentee Ballot Statistics

All Towns

	*Names on Official Check List (Active)	*Number Checked as Having Voted	Percentage Checked as Having Voted	Number of Absentee Ballots Received from Town Clerk	Number of Absentee Ballots Rejected	Number of Absentee Ballots Voted
Statewide TOTALS	1,806,750	1,022,453	56.59%	47,255	632	46,623
Andover	1,819	1,138	62.56%	28	0	28
Ansonia	9,423	5,365	56.94%	198	3	195
Ashford	2,408	1,479	61.42%	41	4	37
Avon	9,950	6,503	65.36%	425	7	418
Barkhamsted	2,114	1,269	60.03%	43	0	43
Beacon Falls	2,996	1,828	61.01%	60	1	59
Berlin	11,305	7,859	69.52%	306	0	306
Bethany	3,439	2,188	63.62%	77	0	77
Bethel	10,108	6,006	59.42%	253	9	244
Bethlehem	2,410	1,570	65.15%	77	0	77
Bloomfield	12,718	7,661	60.24%	525	7	518
Bolton	3,009	2,003	66.57%	59	1	58
Bozrah	1,519	1,020	67.15%	71	2	69
Branford	17,485	10,252	58.63%	502	7	495
Bridgeport	48,493	25,556	52.70%	1,756	37	1,719
Bridgewater	1,370	835	60.95%	48	0	48
Bristol	29,723	17,246	58.02%	641	14	627
Brookfield	9,505	5,158	54.27%	187	5	182
Brooklyn	3,678	1,839	50.00%	75	2	73
Burlington	4,976	2,911	58.50%	62	0	62
Canaan	708	383	54.10%	25	2	23
Canterbury	2,888	1,590	55.06%	47	0	47
Canton	5,339	3,587	67.18%	144	1	143
Chaplin	1,179	653	55.39%	16	0	16
Cheshire	16,332	10,715	65.61%	556	7	549
Chester	2,459	1,526	62.06%	75	0	75
Clinton	7,580	4,329	57.11%	156	1	155
Colchester	7,730	4,599	59.50%	181	11	170
Colebrook	962	580	60.29%	27	1	26
Columbia	3,084	2,002	64.92%	72	0	72
Cornwall	955	625	65.45%	54	0	54
Coventry	6,344	3,887	61.27%	117	1	116
Cromwell	7,586	4,882	64.36%	250	3	247
Danbury	31,196	15,274	48.96%	762	7	755
Darien	10,988	6,357	57.85%	473	6	467
Deep River	2,762	1,833	66.36%	91	3	88

Election Day Registration, Turnout and Absentee Ballot Statistics

All Towns

	*Names on Official Check List (Active)	*Number Checked as Having Voted	Percentage Checked as Having Voted	Number of Absentee Ballots Received from Town Clerk	Number of Absentee Ballots Rejected	Number of Absentee Ballots Voted
Derby	6,009	3,463	57.63%	134	3	131
Durham	4,043	2,611	64.58%	89	2	87
East Granby	2,821	1,859	65.90%	65	0	65
East Haddam	4,542	2,927	64.44%	133	1	132
East Hampton	6,744	4,015	59.53%	145	0	145
East Hartford	25,035	14,043	56.09%	510	6	504
East Haven	16,703	8,015	47.99%	444	8	436
East Lyme	9,713	5,775	59.46%	285	4	281
East Windsor	5,598	3,082	55.06%	142	2	140
Eastford	974	638	65.50%	19	1	18
Easton	4,656	2,812	60.40%	171	0	171
Ellington	7,084	3,934	55.53%	121	0	121
Enfield	24,766	12,295	49.64%	303	3	300
Essex	4,224	2,717	64.32%	149	5	144
Fairfield	34,610	18,928	54.69%	959	3	956
Farmington	13,838	9,244	66.80%	411	8	403
Franklin	1,115	729	65.38%	16	0	16
Glastonbury	19,523	13,883	71.11%	676	4	672
Goshen	1,628	1,048	64.37%	64	2	62
Granby	6,429	3,744	58.24%	139	1	138
Greenwich	34,128	18,229	53.41%	1,019	0	1,019
Griswold	5,596	2,745	49.05%	80	0	80
Groton	16,472	8,717	52.92%	451	3	448
Guilford	13,542	7,802	57.61%	349	1	348
Haddam	5,124	3,023	59.00%	125	2	123
Hamden	30,562	17,420	57.00%	682	30	652
Hampton	994	651	65.49%	19	0	19
Hartford	45,208	19,457	43.04%	1,083	39	1,044
Hartland	1,273	767	60.25%	17	0	17
Harwinton	3,343	2,146	64.19%	80	0	80
Hebron	4,994	2,959	59.25%	86	0	86
Kent	1,743	1,096	62.88%	99	1	98
Killingly	7,332	4,083	55.69%	124	0	124
Killingworth	3,865	2,115	54.72%	60	1	59
Lebanon	3,967	2,384	60.10%	81	1	80
Ledyard	7,807	4,514	57.82%	233	2	231
Lisbon	2,337	1,262	54.00%	35	0	35

Election Day Registration, Turnout and Absentee Ballot Statistics

All Towns

	*Names on Official Check List (Active)	*Number Checked as Having Voted	Percentage Checked as Having Voted	Number of Absentee Ballots Received from Town Clerk	Number of Absentee Ballots Rejected	Number of Absentee Ballots Voted
Litchfield	5,751	3,389	58.93%	154	0	154
Lyme	1,560	1,035	66.35%	80	1	79
Madison	11,786	6,299	53.44%	258	4	254
Manchester	29,254	17,174	58.71%	665	10	655
Mansfield	7,497	4,377	58.38%	252	5	247
Marlborough	3,552	2,205	62.08%	79	0	79
Meriden	29,341	14,984	51.07%	742	4	738
Middlebury	4,111	2,938	71.47%	143	2	141
Middlefield	2,707	1,837	67.86%	78	3	75
Middletown	22,868	12,947	56.62%	659	5	654
Milford	29,642	16,122	54.39%	534	0	534
Monroe	10,819	6,073	56.13%	255	4	251
Montville	7,489	4,557	60.85%	126	6	120
Morris	1,417	892	62.95%	57	0	57
Naugatuck	15,937	8,668	54.39%	325	5	320
New Britain	28,996	16,048	55.35%	590	0	590
New Canaan	11,127	6,293	56.56%	399	9	390
New Fairfield	7,988	4,474	56.01%	178	3	175
New Hartford	3,726	2,354	63.18%	83	0	83
New Haven	52,761	22,616	42.86%	1,095	18	1,077
New London	10,549	5,416	51.34%	263	8	255
New Milford	13,830	7,345	53.11%	324	1	323
Newington	18,346	11,734	63.96%	519	4	515
Newtown	12,576	7,545	60.00%	297	4	293
Norfolk	1,028	661	64.30%	54	0	54
North Branford	8,149	4,299	52.75%	135	3	132
North Canaan	1,671	912	54.58%	50	0	50
North Haven	14,895	8,984	60.32%	321	3	318
North Stonington	3,029	1,679	55.43%	64	0	64
Norwalk	40,136	19,335	48.17%	554	4	550
Norwich	17,837	9,939	55.72%	381	5	376
Old Lyme	5,203	3,322	63.85%	187	3	184
Old Saybrook	6,546	4,206	64.25%	285	3	282
Orange	9,153	5,799	63.36%	251	4	247
Oxford	5,638	3,042	53.96%	64	0	64
Plainfield	7,646	3,745	48.98%	118	0	118
Plainville	9,357	5,755	61.50%	149	0	149

Election Day Registration, Turnout and Absentee Ballot Statistics

All Towns

	*Names on Official Check List (Active)	*Number Checked as Having Voted	Percentage Checked as Having Voted	Number of Absentee Ballots Received from Town Clerk	Number of Absentee Ballots Rejected	Number of Absentee Ballots Voted
Plymouth	5,851	3,544	60.57%	107	0	107
Pomfret	2,173	1,294	59.55%	58	1	57
Portland	5,904	3,769	63.84%	178	6	172
Preston	2,783	1,521	54.65%	46	0	46
Prospect	5,433	3,487	64.18%	104	1	103
Putnam	5,173	2,477	47.88%	121	5	116
Redding	5,213	2,871	55.07%	139	1	138
Ridgefield	14,858	8,064	54.27%	484	4	480
Rocky Hill	10,322	6,217	60.23%	324	7	317
Roxbury	1,367	903	66.06%	91	0	91
Salem	2,156	1,348	62.52%	40	1	39
Salisbury	2,488	1,599	64.27%	182	1	181
Scotland	867	527	60.78%	23	0	23
Seymour	8,226	4,809	58.46%	188	3	185
Sharon	1,834	1,037	56.54%	91	3	88
Shelton	20,718	12,103	58.42%	436	4	432
Sherman	2,040	1,304	63.92%	112	1	111
Simsbury	15,713	9,865	62.78%	516	9	507
Somers	5,081	2,910	57.27%	117	1	116
South Windsor	14,292	10,146	70.99%	528	2	526
Southbury	12,130	7,190	59.27%	485	2	483
Southington	24,156	14,170	58.66%	507	2	505
Sprague	1,637	972	59.38%	61	0	61
Stafford	6,940	4,461	64.28%	302	7	295
Stamford	55,382	28,403	51.29%	1,212	22	1,190
Sterling	1,430	727	50.84%	23	1	22
Stonington	11,241	6,139	54.61%	298	0	298
Stratford	27,739	15,611	56.28%	600	12	588
Suffield	7,217	4,185	57.99%	163	2	161
Thomaston	4,329	2,589	59.81%	95	3	92
Thompson	5,112	2,860	55.95%	85	0	85
Tolland	7,785	4,792	61.55%	182	2	180
Torrington	18,318	10,965	59.86%	730	6	724
Trumbull	22,290	11,940	53.57%	556	5	551
Union	464	336	72.41%	16	0	16
Vernon	14,826	9,081	61.25%	359	0	359
Voluntown	1,275	706	55.37%	19	1	18

Election Day Registration, Turnout and Absentee Ballot Statistics

All Towns

	*Names on Official Check List (Active)	*Number Checked as Having Voted	Percentage Checked as Having Voted	Number of Absentee Ballots Received from Town Clerk	Number of Absentee Ballots Rejected	Number of Absentee Ballots Voted
Wallingford	25,808	13,682	53.01%	641	8	633
Warren	768	506	65.89%	30	0	30
Washington	2,010	1,367	68.01%	88	0	88
Waterbury	49,048	26,519	54.07%	1,270	27	1,243
Waterford	11,893	7,034	59.14%	332	4	328
Watertown	12,769	7,401	57.96%	234	4	230
West Hartford	38,496	25,927	67.35%	1,603	13	1,590
West Haven	29,697	14,833	49.95%	807	15	792
Westbrook	3,499	2,337	66.79%	117	3	114
Weston	5,686	3,272	57.54%	228	4	224
Westport	16,343	9,493	58.09%	680	1	679
Wethersfield	17,098	11,981	70.07%	522	4	518
Willington	3,099	1,990	64.21%	48	0	48
Wilton	10,475	5,945	56.75%	379	4	375
Winchester	6,519	3,368	51.66%	252	5	247
Windham	11,760	5,870	49.91%	309	6	303
Windsor	16,397	9,737	59.38%	488	13	475
Windsor Locks	7,008	4,083	58.26%	136	0	136
Wolcott	9,401	5,772	61.40%	194	3	191
Woodbridge	5,767	3,806	66.00%	205	0	205
Woodbury	5,484	3,610	65.83%	195	3	192
Woodstock	4,162	2,358	56.66%	73	4	69
	<u>1,806,750</u>	<u>1,022,453</u>	<u>56.59%</u>	<u>47,255</u>	<u>632</u>	<u>46,623</u>

* Includes "Overseas" voters


STATE OF CONNECTICUT
OFFICE OF THE SECRETARY OF THE STATE

We, the undersigned, having canvassed the Returns of the Presiding Officers of the
Electors' Meetings in the several towns of this State, hereby declare


JOHN G. ROWLAND

elected GOVERNOR of the State of Connecticut for the term of four years
from the Wednesday following the first Monday of January,
Nineteen Hundred Ninety Nine.


Dated in Hartford, Connecticut
this twenty-fifth day of November
Nineteen Hundred Ninety Eight



Howard G. Rifkin
Deputy Secretary of the State



Richard D. Gray
Deputy Treasurer



Mark E. Ojakian
Deputy Comptroller

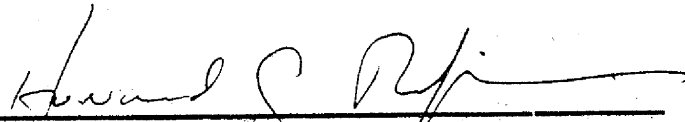
STATE OF CONNECTICUT
OFFICE OF THE SECRETARY OF THE STATE

We, the undersigned, having canvassed the Returns of the Presiding Officers of the
Electors' Meetings in the several towns of this State, hereby declare


M. JODI RELL

elected LIEUTENANT GOVERNOR of the State of Connecticut for the term
of four years from the Wednesday following the first Monday of January,
Nineteen Hundred Ninety Nine.

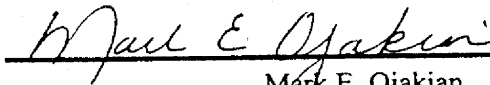
Dated in Hartford, Connecticut
this twenty-fifth day of November
Nineteen Hundred Ninety Eight



Howard G. Rifkin
Deputy Secretary of the State



Richard D. Gray
Deputy Treasurer



Mark E. Ojakian
Deputy Comptroller


STATE OF CONNECTICUT
OFFICE OF THE SECRETARY OF THE STATE

We, the undersigned, having canvassed the Returns of the Presiding Officers of the Electors' Meetings in the several towns of this State, hereby declare


CHRISTOPHER J. DODD

elected UNITED STATES SENATOR in the Congress of the United States for the term of six years from 12:00 noon on the 3rd day of January, Nineteen Hundred Ninety Nine.

Dated in Hartford, Connecticut
this twenty-fifth day of November
Nineteen Hundred Ninety Eight



Howard G. Rifkin
Deputy Secretary of the State



Richard D. Gray
Deputy Treasurer



Mark E. Ojakian
Deputy Comptroller


STATE OF CONNECTICUT
OFFICE OF THE SECRETARY OF THE STATE

We, the undersigned, having canvassed the Returns of the Presiding Officers of the
Electors' Meetings in the several towns of this State, hereby declare


SUSAN BYSIEWICZ

elected SECRETARY OF THE STATE of the State of Connecticut for the
term of four years from the Wednesday following the first Monday of January,
Nineteen Hundred Ninety Nine.

Dated in Hartford, Connecticut
this twenty-fifth day of November
Nineteen Hundred Ninety Eight



Richard D. Gray
Deputy Treasurer



Mark E. Ojakian
Deputy Comptroller

STATE OF CONNECTICUT
OFFICE OF THE SECRETARY OF THE STATE

We, the undersigned, having canvassed the Returns of the Presiding Officers of the
Electors' Meetings in the several towns of this State, hereby declare

DENISE NAPPIER

elected TREASURER of the State of Connecticut for the term of four years
from the Wednesday following the first Monday of January,
Nineteen Hundred Ninety Nine.

Dated in Hartford, Connecticut
this twenty-fifth day of November
Nineteen Hundred Ninety Eight



Howard G. Rifkin
Deputy Secretary of the State



Mark E. Ojakian
Deputy Comptroller

STATE OF CONNECTICUT
OFFICE OF THE SECRETARY OF THE STATE

We, the undersigned, having canvassed the Returns of the Presiding Officers of the
Electors' Meetings in the several towns of this State, hereby declare


NANCY WYMAN

elected COMPTROLLER of the State of Connecticut for the term of four years
from the Wednesday following the first Monday of January,
Nineteen Hundred Ninety Nine.

Dated in Hartford, Connecticut
this twenty-fifth day of November
Nineteen Hundred Ninety Eight



Howard G. Rifkin
Deputy Secretary of the State



Richard D. Gray
Deputy Treasurer

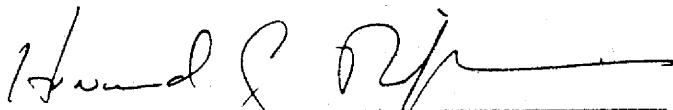
STATE OF CONNECTICUT
OFFICE OF THE SECRETARY OF THE STATE

We, the undersigned, having canvassed the Returns of the Presiding Officers of the
Electors' Meetings in the several towns of this State, hereby declare


RICHARD BLUMENTHAL

elected ATTORNEY GENERAL of the State of Connecticut for the term of
four years from the Wednesday following the first Monday of January,
Nineteen Hundred Ninety Nine.

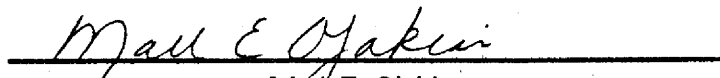
Dated in Hartford, Connecticut
this twenty-fifth day of November
Nineteen Hundred Ninety Eight



Howard G. Rifkin
Deputy Secretary of the State



Richard D. Gray
Deputy Treasurer



Mark E. Ojakian
Deputy Comptroller

STATE OF CONNECTICUT

OFFICE OF THE SECRETARY OF THE STATE


We, the undersigned, having canvassed the Returns of the Presiding Officers of the Electors' Meetings in the towns comprising the several Congressional Districts of this State, hereby declare the following named persons elected REPRESENTATIVES in the ONE HUNDRED SIXTH CONGRESS of the United States for the term of two years from 12:00 noon on the 3rd day of January, Nineteen Hundred Ninety Nine:

<u>District Number</u>	<u>Name</u>
1	John B. Larson
2	Sam Gejdenson
3	Rosa DeLauro
4	Christopher Shays
5	Jim Maloney
6	Nancy L. Johnson


Dated in Hartford, Connecticut
this twenty-fifth day of November
Nineteen Hundred Ninety Eight



Howard G. Rifkin
Deputy Secretary of the State



Richard D. Gray
Deputy Treasurer




Mark E. Ojakian
Deputy Comptroller

STATE OF CONNECTICUT
OFFICE OF THE SECRETARY OF THE STATE


We, the undersigned, having canvassed the Returns of the Presiding Officers of the Electors' Meetings in the towns comprising the different Senatorial Districts of this State, hereby declare the following named persons elected STATE SENATORS for the term of two years from the Wednesday following the first Monday of January, Nineteen Hundred Ninety Nine:

<u>DISTRICT NUMBER</u>	<u>NAME</u>	<u>DISTRICT NUMBER</u>	<u>NAME</u>
1	John W. Fonfara	19	Edith Prague
2	Eric D. Coleman	20	Melodie Peters
3	Gary D. LeBeau	21	George L. Gunther
4	Mary Ann Handley	22	Angelina Lee Scarpetti
5	Kevin B. Sullivan	23	Alvin W. Penn
6	Thomas A. Bozek	24	David J. Cappiello
7	John A. Kissel	25	Robert L. Genuario
8	Thomas J. Herlihy	26	Judith G. Freedman
9	Biagio "Billy" Ciotto	27	George Jepsen
10	Toni Harp	28	John McKinney
11	Martin Looney	29	Donald E. Williams, Jr.
12	William Aniskovich	30	M. Adela Eads
13	Thomas P. Gaffey	31	Tom Colapietro
14	Win Smith, Jr.	32	Louis C. DeLuca
15	Thomas F. Upson	33	Eileen M. Daily
16	Stephen R. Somma	34	Brian McDermott
17	Joe Crisco	35	Tony Guglielmo
18	Cathy Welles Cook	36	William H. Nickerson


Dated in Hartford, Connecticut
this twenty-fifth day of November
Nineteen Hundred Ninety Eight


Howard G. Rifkin

Deputy Secretary of the State


Richard D. Gray

Deputy Treasurer


Mark E. Ojakian

Deputy Comptroller

OFFICE OF THE SECRETARY OF THE STATE

We, the undersigned, having canvassed the Returns of the Presiding Officers of the Electors' Meetings in the towns comprising the different Assembly Districts of this State, hereby declare the following named persons elected STATE REPRESENTATIVES for the term of two years from the Wednesday following the first Monday of January, Nineteen Hundred Ninety Nine:

<u>DISTRICT NUMBER</u>	<u>NAME</u>	<u>DISTRICT NUMBER</u>	<u>NAME</u>
1	Kenneth P. Green	28	Paul R. Doyle
2	Barnaby Horton	29	Richard D. Tulisano
3	Minnie Gonzalez	30	Ann P. Dandrow
4	Evelyn C. Mantilla	31	Sonya (Sonny) Googins
5	Marie Lopez Kirkley-Bey	32	Jim O'Rourke
6	Art Feltman	33	Joseph C. Serra
7	Annette Wheeler Carter	34	Gail K. Hamm
8	Patrick J. Flaherty	35	Robert A. Landino
9	Christopher R. Stone	36	Claire Sauer
10	Melody Currey	37	Gary J. Orefice
11	Michael A. Christ	38	Andrea L. Stillman
12	David H. Blackwell	39	Wade A. Hyslop, Jr.
13	John W. Thompson	40	Nancy A. DeMarinis
14	Nancy E. Kerensky	41	Lenny T. Winkler
15	Mary U. Eberle	42	Mary K. McGrattan
16	Robert Heagney	43	Robert R. Simmons
17	Jessie Stratton	44	Michael Caron
18	Andrew M. Fleischmann	45	Steven Mikutel
19	Robert Farr	46	Peter A. Nystrom
20	David McCluskey	47	Jack Malone
21	Demetrios Giannaros	48	Linda A. Orange
22	Elizabeth "Betty" Boukus	49	Walter M. Pawelkiewicz
23	Theresa B. Gerratana	50	Jefferson B. Davis
24	David Pudlin	51	Shawn T. Johnston
25	John C. Geragosian	52	John D. Mordasky
26	Anthony J. Tercyak	53	Michael 'Mike' Cardin
27	Sandy Nafis	54	Denise Merrill


<u>NUMBER</u>	<u>NAME</u>	<u>NUMBER</u>	<u>NAME</u>
55	Pamela Z. Sawyer	89	Vickie Orsini Nardello
56	Thomasina Clemons	90	Mary G. Fritz
57	Ted Graziani	91	Peter F. Villano
58	Kathy Tallarita	92	Patricia A. Dillon
59	Stephen Jarmoc	93	Howard C. Scipio
60	Peggy Sayers	94	William R. Dyson
61	Ruth C. Fahrback	95	John S. Martinez
62	Richard F. Ferrari	96	Cameron C. Staples
63	F. Philip Prelli	97	Chris DePino
64	Andrew Roraback	98	Patricia M. Widlitz
65	Brian E. Mattiello	99	Michael P. Lawlor
66	Robert A. Maddox, Jr.	100	Theodore V. Raczka
67	Jeanne W. Garvey	101	Peter Metz
68	Brian J. Flaherty	102	Peter J. Panaroni, Jr.
69	Arthur J. O'Neill	103	Alfred C. Adinolfi
70	Kevin M. DelGobbo	104	Vincent J. Tonucci
71	Anthony J. D'Amelio	105	Len Greene
72	Reginald G. Beamon	106	Julia B. Wasserman
73	Joan V. Hartley	107	B. Scott Santa-Maria
74	Michael J. Jarjura	108	Norma Gyle
75	Thomas F. Conway	109	Lew Wallace
76	John E. Piscopo	110	Bob Godfrey
77	Roger B. Michele	111	John H. Frey
78	William A. Hamzy	112	Pat Shea
79	Kosta Diamantis	113	Richard O. Belden
80	Dennis H. Cleary	114	Themis Klarides
81	Christopher Murphy	115	Stephen Dargan
82	Emil "Buddy" Altobello	116	Louis Esposito
83	Jim Abrams	117	Ray Collins
84	Christopher G. Donovan	118	James A. Amann
85	Mary Mushinsky	119	Richard F. Roy
86	Robert M. Ward	120	John A. Harkins
87	Steve Fontana	121	Terry Backer
88	Nancy Beals	122	Lawrence Miller

<u>DISTRICT NUMBER</u>	<u>NAME</u>	<u>DISTRICT NUMBER</u>	<u>NAME</u>
123	T. R. Rowe	138	Mark D. Boughton
124	Ernest E. Newton, II	139	Kevin Ryan
125	Robert T. Keeley, Jr.	140	Joseph D. Clemmons, Sr.
126	Christopher L. Caruso	141	John J. Ryan
127	Jacqueline M. Cocco	142	Lawrence F. Cafero, Jr.
128	Edna I. Garcia	143	Toni Boucher
129	Lee Samowitz	144	John Wayne Fox
130	Hector A. Diaz	145	Christel H. Truglia
131	Ronald S. San Angelo	146	Moira K. Lyons
132	Carl J. Dickman	147	Michael Fedele
133	Paul M. Tymniak	148	Anne B. McDonald
134	John E. Stone, Jr.	149	Janet K. Lockton
135	John E. Stripp	150	Marilyn A. Hess
136	G. Kenneth Bernhard	151	Claudia M. Powers
137	Alex A. Knopp		

Dated in Hartford, Connecticut
this twenty-fifth day of November
Nineteen Hundred Ninety Eight



Howard G. Rafkin
Deputy Secretary of the State



Richard D. Gray
Deputy Treasurer




Mark E. Ojakian
Deputy Comptroller

STATE OF CONNECTICUT
OFFICE OF THE SECRETARY OF THE STATE


We, the undersigned, having canvassed the Returns of the Presiding Officers of the Electors' Meetings in the towns comprising the respective Counties of this State, hereby declare the following named persons elected SHERIFF for the term of four years from the first day of June, Nineteen Hundred Ninety Nine:

<u>County</u>	<u>Name</u>
Fairfield	Charles M. Valentino, Sr.
Hartford	Walter J. Kupchunos, Jr.
Litchfield	Richard L. Zaharek
Middlesex	Joseph E. Bibisi
New Haven	Frank J. Kinney
New London	Gerry Egan
Tolland	Mike Piccoli
Windham	Thomas W. White


Dated in Hartford, Connecticut
this twenty-fifth day of November
Nineteen Hundred Ninety Eight



Howard G. Rifkin
Deputy Secretary of the State



Richard D. Gray
Deputy Treasurer



Mark E. Ojakian
Deputy Comptroller

STATE OF CONNECTICUT
OFFICE OF THE SECRETARY OF THE STATE

We, the undersigned, having canvassed the Returns of the Presiding Officers of the Electors' Meetings in the towns comprising the several Probate Districts of this State, hereby declare the following named persons elected JUDGE OF PROBATE for the term of four years from the Wednesday following the first Monday of January, Nineteen Hundred Ninety Nine:

<u>PROBATE</u> <u>DISTRICT OF :</u>	<u>NAME:</u>	<u>PROBATE</u> <u>DISTRICT OF :</u>	<u>NAME:</u>
Andover	Elaine N. Camposeo	Deep River	Patricia L. Damon
Ashford	Dennis R. Poitras	Derby	Clifford D. Hoyle
Avon	Cynthia C. Becker	East Granby	Paul A. Ridgeway
Barkhamsted	Curtis K. Case	East Haddam	Paul D. Buhl
Berlin	Walter A. Clebowicz	East Hampton	Anne McKinney
Bethany	Guy D. Yale	East Hartford	Allan T. Driscoll
Bethel	Daniel W. O'Grady	East Haven	Michael A. Albis
Bloomfield	Steven Zelman	East Lyme	Jeffrey McNamara
Bozrah	Stanley A. Mokrzewski Sr.	East Windsor	William E. Grace
Branford	John E. Donegan	Eastford	
Bridgeport	Paul Joseph Ganim	Ellington	Thomas F. Rady III
Bristol	Andre D. Dorval	Enfield	Susan L. Warner
Brookfield	Jeffrey W. Reinen	Essex	Deborah M. Pearl
Brooklyn	James K. Kelley	Fairfield	Daniel F. Caruso
Burlington	Charles W. Bauer	Farmington	J. David Morrissey
Canaan	Barbara G. Seamans	Glastonbury	Donald L. Hamer
Canterbury	Juliette S. Stadnicki	Granby	Philip D. Main
Canton	Marygale Bouldin	Greenwich	David R. Tobin
Cheshire	Raymond F. Voelker	Griswold	George L. Kennedy
Clinton	Raymond J. Rigat	Groton	Frederick W. Palm, Jr.
Colchester	Kevin Kennedy	Guilford	Joel E. Helander
Cornwall	Margaret D. Cooley	Haddam	Sharon G. Kapitulik
Danbury	Diane E. Yamin	Hamden	Salvatore L. Diglio
Darien	John B. Rearden, Jr.	Hampton	Jeannine Lamont

PROBATE

<u>DISTRICT OF :</u>	<u>NAME:</u>
Hartford	Robert K. Killian, Jr.
Hartland	Beatrice Y. Isabelle
Harwinton	Patrick J. Wall
Hebron	Kevin C. Connors
Kent	Barbara L. Miller
Killingly	Thomas E. Dupont Sr.
Killingworth	Judith P. Lentz
Lebanon	Geraldine E. McCaw
Ledyard	Pamela M. Rowe
Litchfield	Helen Ruwet Bunnell
Lyme	William T. Koch, Jr.
Madison	George G. McManus Jr.
Manchester	John W. Cooney
Mansfield	Claire C. Twerdy
Marlborough	William J. Heslin, III
Meriden	John F. Papandrea
Middletown	Joseph D. Marino
Milford	Beverly Streit-Kefalas
Montville	Linda J. Mott
Naugatuck	Robert M. Siuzdak
New Canaan	Richard E. Burke
New Fairfield	Peter R. Larkin
New Hartford	Norman E. Rogers, Jr.
New Haven	John A. Keyes
New London	Mathew H. Greene
New Milford	Marty Landgrebe
Newington	Sheila M. Hennessey
Newtown	Margot S. Hall
Norfolk	Linda F. Riiska
North Branford	Frank J. Forgione
North Haven	Eileen B. Donahue
North Stonington	Teresa A. Pensis
Norwalk	Anthony J. DePanfilis
Norwich	Linda M. Salafia
Old Lyme	Sylvia L. Peterson

PROBATE

<u>DISTRICT OF :</u>	<u>NAME:</u>
Old Saybrook	Roger W. Goodnow
Orange	John J. Carangelo
Oxford	John W. Fertig, Jr.
Plainfield	Kathleen Sendley Barry
Plainville	Heidi Famiglietti
Plymouth	Sonja J. deSousa
Pomfret	Cecile D. Stoddard
Portland	Richard J. Guliani
Putnam	Nicholas R. Scola
Redding	Richard L. Emerson
Ridgefield	Joseph A. Egan, Jr.
Roxbury	Jeannette M. Puglio
Salem	William C. Kollman, II
Salisbury	Richard T. Fitzgerald
Saybrook	Helen B. Bonnie Bennet
Sharon	Suzanne J. Xanthos
Shelton	Fred J. Anthony
Sherman	Barbara J. Ackerman
Simsbury	Paul J. Knierim
Southbury	Mary Kay Flaherty
Southington	Bryan F. Meccariello
Stafford	Thomas J. Fiore
Stamford	Gerald M. Fox
Sterling	Signe L. Nowosadko
Stonington	Paul E. Cravinho
Stratford	F. Paul Kurmay
Suffield	Beverly T. Patterson
Thomaston	Joseph J. Fairchild
Thompson	Aileen A. Witkowski
Tolland	Cheryl H. Brown
Torrington	Michael F. Magistrali
Trumbull	John P. Chiota
Wallingford	Philip A. Wright, Jr.
Washington	Victoria Marsh Cherniske
Waterbury	James J. Lawlor

PROBATE

DISTRICT OF :

NAME:

Watertown	Carey R. Geghan
West Hartford	John A. Berman
West Haven	E. Michael Heffernan
Westbrook	Constance J. Vogell
Westport	Kevin M. O'Grady
Winchester	Alan M. Barber

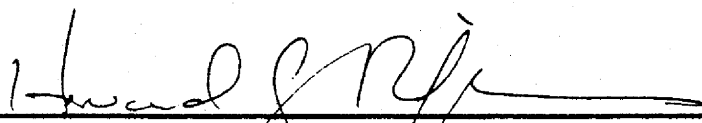
PROBATE

DISTRICT OF :


NAME:

Windham	Dennis O'Brien
Windsor	Brian Griffin
Windsor Locks	William C. Leary
Woodbridge	Robert H. Horowitz
Woodbury	Mary Donaldson
Woodstock	Nancy M. Gale

Dated in Hartford, Connecticut
this twenty-fifth day of November
Nineteen Hundred Ninety Eight



Howard G. Rifkin
Deputy Secretary of the State



Richard D. Gray
Deputy Treasurer



Mark E. Ojakian
Deputy Comptroller

Back of Pamphlet Intentionally Left Blank

End of File