



STATE OF CONNECTICUT
SECRETARY OF THE STATE

STATEMENT OF VOTE

GENERAL ELECTION

November 6, 1984

TABULATED FROM RETURNS AS RECORDED BY THE MODERATORS
AND FILED WITH THE OFFICE OF SECRETARY OF THE STATE

PRINTED IN COMPLIANCE WITH STATUTE

HARTFORD



Prepared and Paid for by the

SECRETARY OF THE STATE

Julia H. Tashjian

Secretary of the State

TABLE OF CONTENTS

	Pages
Vote for President.....	5 - 10
Vote for Representatives in Congress.....	11 - 15
Vote for State Senators.....	16 - 24
Vote for State Representatives.....	25 - 47
Vote for Constitutional Amendments.....	48 - 53
Election Day Registration, Turnout, and Absentee Ballot Statistics.....	54 - 58
Board of Canvassers' Certifications.....	59 - 65

PARTY DESIGNATIONS

(D)	Democratic
(R)	Republican
(L)	Libertarian
(C)	Conservative
(COM)	Communist
(CT ALL)	Connecticut Alliance
(SOL)	Solidarity
(CIT)	Citizens
(I CIT)	Independent Citizens
(TBC)	The Best Candidate
(PC)	Petitioning Candidate (i.e., no party designation)

SUMMARY OF VOTE FOR PRESIDENT OF THE UNITED STATES NOVEMBER 6, 1984

Presidential Electors for				
CONGRESSIONAL DISTRICTS	Walter F. Mondale and Geraldine A. Ferraro (D)	Ronald Reagan and George Bush (R)	Gus Hall and Angela Y. Davis (COM)	Dennis L. Serrette and Nancy Ross (CT ALL)
First	115,174	129,384	756	274
Second	90,869	141,593	826	229
Third	101,877	146,171	902	148
Fourth	88,941	154,515	748	264
Fifth	80,816	163,371	881	220
Sixth	91,920	155,843	713	239
Totals	569,597	890,877	4,826	1,374

Plurality: 321,280

(Total write-in votes for registered write-in candidates, 226)

Presidential Electors for Connecticut (1984): (Democratic) Christopher Droney, West Hartford; William Goodman, Danbury; Roger DeZinno, Meriden; Lorraine La Garde, Danielson; Michael Skelley, Tolland; Doris Sweetman, Litchfield; Lawrence Cacciola, Middletown; Leo Flynn, Taftville.

Presidential Electors for Connecticut (1984): (Republican) Dorothy Archibald, West Hartford; Sylvio F. Preli, Windsor Locks; George Bennett, West Hartford; Edward J. Seder, Norwich; Edward H. Simpson, Simsbury; John H. Miller, Wetherfield; Joseph W. Choinski, West Hartford; Cynthia P. Rubicam, Old Greenwich.

Presidential Electors for Connecticut (1984): (Communist) Gloria Brown, Hartford; Ettie L. Ekins, New Haven; Joelle E. Fishman, New Haven; Lement U. Harris, Norwalk; Michael F. Holodnak, Milford; Howard L. Parsons, Fairfield; Sidney Taylor, New Haven; Roosevelt Ward, Hartford.

Presidential Electors for Connecticut (1984): (Connecticut Alliance) David R. Borstein, Hartford; Enid B. Borstein, West Hartford; Morris L. Borstein, West Hartford; Mary T. Brooks, Hartford; Morton W. Cohen, West Hartford; Katherine Horspool, West Hartford; Fay R. Wilson, Bloomfield; Kenneth A. Wilson, West Hartford.

VOTE FOR PRESIDENT OF THE UNITED STATES NOVEMBER 6, 1984
FIRST CONGRESSIONAL DISTRICT

TOWNS	Presidential Electors for			
	Walter F. Mondale and Geraldine A. Ferraro (D)	Ronald Reagan and George Bush (R)	Gus Hall and Angela Y. Davis (DDM)	Dennis L. Serrette and Nancy Ross (CT ALL)
Berlin	3,418	5,455	28	7
Bloomfield	5,803	4,241	25	12
Cromwell	2,204	3,213	8	3
East Hampton	1,699	2,716	8	5
East Hartford	10,647	11,508	105	24
East Windsor	1,454	2,317	7	4
Glastonbury	5,015	9,599	47	7
Hartford	29,327	11,621	176	84
Hebron	1,106	2,006	9	2
Manchester	10,023	14,878	84	30
Marlborough	825	1,680	3	4
Newington	6,523	8,960	55	15
Portland	1,962	2,604	5	4
Rocky Hill	3,159	4,685	30	4
South Windsor	3,539	6,306	33	10
West Hartford	16,882	20,517	68	29
Wethersfield	6,098	9,661	32	14
Windsor	5,490	7,417	33	16
Totals	115,174	129,384	756	274

(Total write-in votes for registered write-in candidates, 30)

VOTE FOR PRESIDENT OF THE UNITED STATES NOVEMBER 6, 1984
SECOND CONGRESSIONAL DISTRICT

TOWNS	Presidential Electors for			
	Walter F. Mondale and Geraldine A. Ferraro (D)	Ronald Reagan and George Bush (R)	Gus Hall and Angela Y. Davis (COM)	Dennis L. Serrette and Nancy Ross (CT ALL)
Andover	435	758	0	0
Ashford	685	891	10	3
Bolton	699	1,430	6	2
Bozrah	387	745	2	0
Brooklyn	908	1,606	4	3
Canterbury	450	1,141	3	1
Chaplin	294	484	1	0
Chester	637	1,015	7	1
Colchester	1,720	2,603	12	3
Columbia	673	1,341	11	0
Coventry	1,682	2,637	20	4
Deep River	760	1,397	7	2
Durham	912	1,754	8	5
Eastford	172	479	4	0
East Haddam	1,112	1,885	8	3
East Lyme	2,513	4,438	15	6
Ellington	1,538	3,246	18	5
Essex	1,012	2,038	10	0
Franklin	302	729	3	2
Griswold	1,300	2,083	22	2
Groton	5,056	8,855	47	16
Haddam	1,281	2,154	9	3
Hampton	284	465	5	0
Killingly	2,086	3,554	15	9
Lebanon	734	1,669	8	3
Ledyard	1,764	4,450	24	2
Lisbon	440	909	5	0
Lyme	342	742	11	3
Mansfield	3,727	3,103	32	8
Middlefield	835	1,269	4	3
Middletown	9,791	8,533	42	11
Montville	2,384	4,322	45	5
New London	5,380	4,813	70	18
North Stonington	640	1,564	8	3
Norwich	6,149	8,350	54	14
Old Lyme	1,131	2,516	12	1
Old Saybrook	1,592	3,446	24	7
Plainfield	1,794	3,007	17	5
Pomfret	473	908	4	2
Preston	637	1,383	4	1
Putnam	1,640	2,360	13	6
Salem	422	801	2	1
Scotland	176	372	0	0
Sprague	480	867	3	2
Stafford	1,907	2,867	13	4
Sterling	267	507	3	0
Stonington	3,339	5,036	28	16
Thompson	1,511	2,415	19	2
Tolland	1,586	3,052	14	5
Union	77	250	1	0
Vernon	4,736	8,075	26	13
Voluntown	249	487	3	2
Waterford	3,488	5,759	23	8
Westbrook	798	1,906	12	2
Willington	871	1,399	7	2
Windham	3,739	4,872	40	10
Woodstock	872	1,856	8	0
Totals	90,869	141,593	826	229

(Total write-in votes for registered write-in candidates, 50)

VOTE FOR PRESIDENT OF THE UNITED STATES NOVEMBER 6, 1984
THIRD CONGRESSIONAL DISTRICT

Presidential Electors for				
TOWNS	Walter F. Mondale and Geraldine A. Ferraro (D)	Ronald Reagan and George Bush (R)	Gus Hall and Angela Y. Davis (COM)	Dennis L. Serrette and Nancy Ross (CT ALL)
Branford	4,679	8,118	50	1
Clinton	1,614	4,095	10	7
East Haven	4,124	7,075	28	5
Guilford	3,214	6,209	30	8
Hamden	11,029	15,965	87	15
Killingworth	706	1,555	7	2
Madison	2,099	6,121	31	4
Milford	7,346	17,299	95	25
New Haven	32,518	16,483	261	23
North Branford	1,647	3,978	19	2
North Haven	3,888	8,007	17	6
Orange	2,147	5,664	12	3
Stratford	8,814	17,174	107	15
Wallingford	6,665	11,181	46	11
West Haven	9,588	14,210	96	21
Woodbridge	1,799	3,037	6	0
Totals	101,877	146,171	902	148

(Total write-in votes for registered write-in candidates, 28)

VOTE FOR PRESIDENT OF THE UNITED STATES NOVEMBER 6, 1984
FOURTH CONGRESSIONAL DISTRICT

Presidential Electors for				
TOWNS	Walter F. Mondale and Geraldine A. Ferraro (D)	Ronald Reagan and George Bush (R)	Gus Hall and Angela Y. Davis (COM)	Dennis L. Serrette and Nancy Ross (CT ALL)
Bridgeport	24,332	24,256	266	55
Darien	2,341	8,463	25	20
Fairfield	9,573	21,396	72	38
Greenwich	9,620	23,361	67	28
New Canaan	2,564	8,249	11	13
Norwalk	12,509	22,447	66	36
Stamford	19,432	29,167	195	61
Trumbull, part of	2,796	8,014	25	3
Westport	5,774	9,162	21	10
Totals	88,941	154,515	748	264

(Total write-in votes for registered write-in candidates, 24)

VOTE FOR PRESIDENT OF THE UNITED STATES NOVEMBER 6, 1984
FIFTH CONGRESSIONAL DISTRICT

Presidential Electors for				
TOWNS	Walter F. Mondale and Geraldine A. Ferraro (D)	Ronald Reagan and George Bush (R)	Gus Hall and Angela Y. Davis (COM)	Dennis L. Serrette and Nancy Ross (CT ALL)
Ansonia	2,981	5,482	29	8
Beacon Falls	594	1,311	12	0
Bethany	878	1,654	10	2
Bethel	2,312	5,610	22	5
Brookfield	1,834	5,020	15	5
Cheshire	3,444	8,157	32	13
Danbury	8,922	16,143	123	31
Derby	1,786	3,471	38	5
Easton	895	2,696	12	2
Meriden	10,313	14,003	118	35
Middlebury	895	2,510	5	1
Monroe	1,771	5,283	16	7
Naugatuck	3,732	7,865	44	9
Newtown	2,697	6,835	32	6
Oxford	797	2,463	0	2
Prospect	932	2,548	7	4
Redding	1,225	2,953	6	2
Ridgefield	3,206	8,512	23	5
Seymour	1,704	4,416	26	4
Shelton	3,628	11,655	32	10
Trumbull, part of	2,124	5,498	27	5
Waterbury	18,217	24,764	191	37
Weston	1,639	3,356	17	3
Wilton	2,462	6,553	18	10
Wolcott	1,828	4,613	26	9
Totals	80,816	163,371	881	220

(Total write-in votes for registered write-in candidates, 45)

VOTE FOR PRESIDENT OF THE UNITED STATES NOVEMBER 6, 1984
SIXTH CONGRESSIONAL DISTRICT

Presidential Electors for				
TOWNS	Walter F. Mondale and Geraldine A. Ferraro (D)	Ronald Reagan and George Bush (R)	Gus Hall and Angela Y. Davis (COM)	Dennis L. Serrette and Nancy Ross (CT ALL)
Avon	2,258	5,063	11	2
Barkhamsted	467	1,026	2	1
Bethlehem	479	1,058	11	2
Bridgewater	328	655	2	1
Bristol	10,782	13,872	87	29
Burlington	994	1,938	5	0
Canaan	151	380	4	0
Canton	1,577	2,739	11	2
Colebrook	241	480	2	0
Cornwall	347	429	3	1
East Granby	720	1,550	7	0
Enfield	7,343	10,339	48	18
Farmington	3,542	5,931	24	12
Goshen	318	761	5	2
Granby	1,247	3,161	11	4
Hartland	181	602	3	2
Harwinton	780	1,748	7	0
Kent	478	868	10	2
Litchfield	1,245	2,844	13	2
Morris	295	712	4	0
New Britain	14,608	13,723	144	33
New Fairfield	1,362	4,606	25	7
New Hartford	915	1,794	5	5
New Milford	2,433	6,215	27	7
Norfolk	379	630	3	1
North Canaan	449	1,128	6	2
Plainville	3,013	4,378	19	12
Plymouth	1,904	2,943	11	3
Roxbury	305	717	5	0
Salisbury	880	1,463	8	2
Sharon	512	959	1	3
Sherman	421	910	6	1
Simsbury	3,823	8,541	18	11
Somers	1,066	2,817	10	2
Southbury	2,101	5,562	20	12
Southington	6,146	10,088	40	22
Suffield	1,736	3,793	7	2
Thomaston	938	2,358	6	2
Torrington	6,019	8,991	23	10
Warren	152	436	0	1
Washington	682	1,246	5	1
Watertown	2,775	6,518	17	7
Winchester	1,928	3,237	15	3
Windsor Locks	2,436	3,647	10	6
Woodbury	1,164	2,987	12	4
Totals	91,920	155,843	713	239

(Total write-in votes for registered write-in candidates, 49)

VOTE FOR REPRESENTATIVES IN CONGRESS, NOVEMBER 6, 1984
FIRST CONGRESSIONAL DISTRICT

TOWNS	Barbara Bailey Kennelly (D)	Herschel A. Klein (R)	Charles F. Sundblade (L)
Berlin	4,489	4,152	15
Bloomfield	6,739	3,133	36
Cromwell	2,890	2,395	17
East Hampton	2,348	1,991	15
East Hartford	13,880	8,060	54
East Windsor	1,973	1,713	15
Glastonbury	7,886	6,412	61
Hartford	31,021	8,031	161
Hebron	1,620	1,405	18
Manchester	13,966	10,288	60
Marlborough	1,319	1,161	8
Newington	9,084	6,015	48
Portland	2,537	1,956	21
Rocky Hill	4,553	3,057	25
South Windsor	5,468	4,135	28
West Hartford	22,332	14,558	97
Wethersfield	8,519	6,905	58
Windsor	7,124	5,456	54
Totals	147,748	90,823	791

Plurality: 56,925

VOTE FOR REPRESENTATIVES IN CONGRESS, NOVEMBER 6, 1984
SECOND CONGRESSIONAL DISTRICT

TOWNS	Samuel Gejdenson (D)	Roberta F. Koontz (R)	Donald W. Wood (L)
Andover	625	539	4
Ashford	905	630	7
Bolton	1,027	1,034	4
Bozrah	677	442	6
Brooklyn	1,189	1,260	10
Canterbury	660	889	5
Chaplin	394	377	5
Chester	832	777	13
Colchester	2,620	1,648	20
Columbia	995	992	7
Coventry	2,199	2,063	17
Deep River	1,029	1,078	6
Durham	1,252	1,366	20
Eastford	257	387	3
East Haddam	1,618	1,338	15
East Lyme	3,627	3,195	27
Ellington	2,239	2,402	26
Essex	1,391	1,607	14
Franklin	527	481	11
Griswold	1,813	1,519	10
Groton	6,873	6,624	90
Haddam	1,897	1,494	20
Hampton	356	386	2
Killingly	2,901	2,610	26
Lebanon	1,167	1,210	7
Ledyard	2,696	3,343	44
Lisbon	663	626	5
Lyme	456	618	6
Mansfield	4,406	2,209	36
Middlefield	1,125	953	7
Middletown	11,733	6,258	46
Montville	3,606	2,967	43
New London	6,334	3,517	56
North Stonington	981	1,158	16
Norwich	8,605	5,695	45
Old Lyme	1,628	1,947	21
Old Saybrook	2,214	2,747	29
Plainfield	2,601	2,192	15
Pomfret	590	773	6
Preston	916	1,069	15
Putnam	2,206	1,663	12
Salem	665	534	6
Scotland	250	287	2
Sprague	739	573	4
Stafford	2,825	1,853	13
Sterling	353	413	4
Stonington	4,292	3,801	44
Thompson	2,073	1,710	23
Tolland	2,481	2,054	13
Union	147	175	2
Vernon	6,987	5,429	28
Voluntown	334	393	4
Waterford	4,748	4,357	32
Westbrook	1,124	1,503	10
Willington	1,275	917	7
Windham	4,796	3,550	44
Woodstock	1,191	1,487	11
Totals	124,110	103,119	1,024

Plurality: 20,991

VOTE FOR REPRESENTATIVES IN CONGRESS, NOVEMBER 6, 1984
THIRD CONGRESSIONAL DISTRICT

TOWNS	Bruce A. Morrison (D)	Lawrence J. DeNardis (R)	Michael R. Cohen (L)	James J. Valenti (PC)
Branford	6,247	6,400	18	5
Clinton	2,434	3,213	15	5
East Haven	5,569	5,604	11	12
Guilford	4,366	4,962	23	7
Hamden	13,905	12,917	45	11
Killingworth	994	1,246	7	1
Madison	3,049	5,002	15	3
Milford	11,066	13,363	65	12
New Haven	34,947	12,932	67	57
North Branford	2,454	3,115	4	10
North Haven	5,348	6,513	15	14
Orange	2,966	4,754	10	4
Stratford	11,644	13,920	41	21
Wallingford	9,255	8,391	29	14
West Haven	12,826	11,032	43	23
Woodbridge	2,160	2,575	18	1
Totals	129,230	115,939	426	200

Plurality: 13,291

VOTE FOR REPRESENTATIVES IN CONGRESS, NOVEMBER 6, 1984
FOURTH CONGRESSIONAL DISTRICT

TOWNS	John M. Orman (D)	Stewart B. McKinney (R)
Bridgeport	21,604	24,973
Darien	1,461	8,964
Fairfield	6,976	23,425
Greenwich	7,313	24,792
New Canaan	1,827	8,676
Norwalk	10,265	23,686
Stamford	14,474	31,774
Trumbull, part of	2,269	8,319
Westport	3,477	11,035
Totals	69,666	165,644

Plurality: 95,978

VOTE FOR REPRESENTATIVES IN CONGRESS, NOVEMBER 6, 1984
FIFTH CONGRESSIONAL DISTRICT

TOWNS	William R. Ratchford (D)	John G. Rowland (R)	James P. Peron (L)
Ansonia	4,152	4,178	12
Beacon Falls	855	1,019	0
Bethany	1,053	1,453	5
Bethel	3,508	4,279	26
Brookfield	2,796	3,927	22
Cheshire	4,791	6,614	30
Danbury	13,542	11,118	52
Derby	2,697	2,486	17
Easton	1,136	2,396	14
Meriden	12,866	11,034	55
Middlebury	1,165	2,186	4
Monroe	2,734	4,156	17
Naugatuck	5,505	5,881	17
Newtown	3,912	5,401	26
Oxford	1,156	2,038	12
Prospect	1,268	2,180	6
Redding	1,698	2,399	13
Ridgefield	4,464	6,895	44
Seymour	2,402	3,661	14
Shelton	5,709	9,451	27
Trumbull, part of	2,939	4,484	15
Waterbury	21,312	21,297	54
Weston	2,067	2,783	21
Wilton	3,137	5,615	22
Wolcott	2,561	3,769	7
Totals	109,425	130,700	532

Plurality: 21,275

VOTE FOR REPRESENTATIVES IN CONGRESS, NOVEMBER 6, 1984
SIXTH CONGRESSIONAL DISTRICT

TOWNS	Arthur H. House (D)	Nancy L. Johnson (R)
Avon	2,103	5,138
Barkhamsted	472	996
Bethlehem	453	1,057
Bridgewater	310	664
Bristol	10,120	13,935
Burlington	941	1,957
Canaan	148	369
Canton	1,465	2,777
Colebrook	258	455
Cornwall	313	459
East Granby	775	1,476
Enfield	7,565	9,758
Farmington	3,228	6,137
Goshen	333	736
Granby	1,313	3,032
Hartland	216	552
Harwinton	824	1,676
Kent	345	969
Litchfield	1,202	2,822
Morris	279	712
New Britain	12,292	15,180
New Fairfield	1,253	4,539
New Hartford	903	1,770
New Milford	2,425	5,982
Norfolk	386	605
North Canaan	453	1,100
Plainville	2,803	4,464
Plymouth	1,939	2,859
Roxbury	259	745
Salisbury	822	1,490
Sharon	456	983
Sherman	340	962
Simsbury	3,515	8,636
Somers	1,208	2,594
Southbury	1,846	5,710
Southington	5,873	10,093
Suffield	1,713	3,708
Thomaston	973	2,276
Torrington	6,257	8,516
Warren	127	453
Washington	553	1,358
Watertown	2,707	6,365
Winchester	2,055	3,017
Windsor Locks	2,628	3,302
Woodbury	1,040	3,038
Totals	87,489	155,422

Plurality: 67,933

VOTE FOR STATE SENATORS, NOVEMBER 6, 1984
 SENATORIAL DISTRICTS

1st District	William A. DiBella (D)	Donald B. LaCroix (R)
Hartford, part of	16,863	6,609
Wethersfield, part of	3,298	2,802
Totals	20,161	9,411

Plurality: 10,750

2nd District	Frank D. Barrows (D)	Mark J. Fernandes (R)	Wilber G. Smith (PC)
Hartford, part of	8,600	1,730	5,455
Windsor	4,968	6,553	780
Totals	13,568	8,283	6,235

Plurality: 5,285

3rd District	John B. Larson (D)	Kathleen O'Leary McGuire (R)
East Hartford	13,151	8,350
East Windsor	1,825	1,838
Ellington	1,805	2,806
South Windsor	4,854	4,559
Totals	21,635	17,553

Plurality: 4,082

4th District	Stephen T. Cassano (D)	Carl A. Zinsser (R)
Bolton	914	1,154
Columbia	797	1,139
Glastonbury	5,833	8,311
Hebron	1,392	1,629
Manchester	11,785	12,526
Totals	20,721	24,759

Plurality: 4,038

5th District	Raymond D. Shea (D)	Anne P. Streeter (R)
Avon	1,955	5,177
Burlington	912	1,925
Farmington, part of	1,505	3,217
West Hartford	13,605	22,921
Totals	17,977	33,240

Plurality: 15,263

VOTE FOR STATE SENATORS, NOVEMBER 6, 1984
SENATORIAL DISTRICTS

6th District	Joseph H. Harper, Jr. (D)	Alan L. Robertson, Jr. (R)
New Britain, part of	14,889	10,022
Plainville	3,435	3,627
Totals	18,324	13,649

Plurality: 4,675

7th District	Cornelius O'Leary (D)	Mary F. Hardin (R)
East Granby	919	1,269
Enfield	10,028	7,054
Somers	1,587	2,154
Stafford	2,528	2,115
Suffield	2,348	3,023
Windsor Locks	3,836	2,166
Totals	21,246	17,781

Plurality: 3,465

8th District	George G. Gentile (D)	Reginald J. Smith (R)
Barkhamsted	414	1,032
Bloomfield	5,523	4,098
Canaan	121	338
Canton	1,575	2,618
Colebrook	233	457
Granby	1,162	3,052
Hartland	176	577
Harwinton	780	1,625
New Hartford	696	1,949
Norfolk	337	633
North Canaan	434	1,095
Simsbury	3,425	8,422
Winchester	1,895	3,071
Totals	16,771	28,967

Plurality: 12,196

9th District	A. Cynthia Matthews (D)	Richard B. Johnston (R)
Berlin	3,959	4,642
Farmington, part of	1,972	2,518
New Britain, part of	908	681
Newington	7,572	7,482
Rocky Hill	3,943	3,639
Wethersfield, part of	4,579	4,754
Totals	22,933	23,716

Plurality: 783

VOTE FOR STATE SENATORS, NOVEMBER 6, 1984
 SENATORIAL DISTRICTS

10th District	John C. Daniels (D)	Caroline A. Dinegar (R)
New Haven, part of	14,301	3,784
West Haven, part of	6,584	6,611
Totals	20,885	10,395

Plurality: 10,490

11th District	Anthony V. Avallone (D)	Frank DePino (R)
East Haven, part of	2,418	3,145
New Haven, part of	17,685	9,818
Totals	20,103	12,963

Plurality: 7,140

12th District	Regina E. Smith (D)	Richard S. Eaton (R)
Branford	5,457	6,914
Durham	999	1,603
Guilford	3,707	5,457
Middlefield	929	1,136
North Branford	2,541	3,003
Wallingford, part of	5,598	5,574
Totals	19,231	23,687

Plurality: 4,456

13th District	Amelia P. Mustone (D)	Robert B. Treloar, Jr. (R)	John Francis (PC)
Meriden	11,874	11,368	612
Middletown, part of	7,408	5,758	45
Totals	19,282	17,126	657

Plurality: 2,156

14th District	James A. Amann (D)	Thomas Scott (R)
Milford	6,934	17,221
Orange	2,009	5,534
West Haven, part of	3,710	6,003
Totals	12,653	28,758

Plurality: 16,105

VOTE FOR STATE SENATORS, NOVEMBER 6, 1984
SENATORIAL DISTRICTS

15th District	Robert G. Dorr (D)	Thomas F. Upson (R)
Middlebury	933	2,373
Naugatuck	4,648	6,531
Prospect	1,112	2,298
Waterbury, part of	9,037	11,765
Totals	15,730	22,967

Plurality: 7,237

16th District	William J. Sullivan (D)	Joseph C. Markley (R)
Southington, part of	3,219	5,083
Waterbury, part of	11,556	9,530
Wolcott	2,134	4,095
Totals	16,909	18,708

Plurality: 1,799

17th District	Eugene A. Skowronski (D)	John F. Consoli (R)
Ansonia	3,970	4,345
Beacon Falls	912	960
Bethany	1,035	1,469
Derby	2,624	2,348
Hamden, part of	8,616	8,994
Seymour, part of	508	798
Woodbridge	1,930	2,695
Totals	19,595	21,609

Plurality: 2,014

18th District	Timothy D. Bates (D)	Donald Schoolcraft (R)
Griswold, part of	575	871
Groton	5,945	7,554
Ledyard	2,190	3,782
North Stonington	822	1,315
Preston	788	1,159
Stonington	3,805	4,239
Voluntown	302	413
Totals	14,427	19,333

Plurality: 4,906

VOTE FOR STATE SENATORS, NOVEMBER 6, 1984
SENATORIAL DISTRICTS

19th District	James J. Murphy, Jr. (D)	Eric H. Benson (R)
Bozrah	499	612
Colchester	2,006	2,160
East Haddam	1,277	1,647
Franklin	433	593
Lebanon	848	1,505
Lisbon	576	705
Montville	3,167	3,321
Norwich	7,457	6,804
Salem	529	656
Sprague	585	738
Totals	17,377	18,741

Plurality: 1,364

20th District	Patricia T. Hendel (D)	Pierce F. Connair (R)
Deep River	900	1,179
East Lyme	3,340	3,417
Essex	1,189	1,783
Lyme	392	667
New London	6,136	3,703
Old Lyme	1,421	2,109
Old Saybrook	1,844	3,060
Waterford	4,462	4,596
Totals	19,684	20,514

Plurality: 830

21st District	Albert C. Cioffari (D)	George L. Gunther (R)
Monroe, part of	360	1,150
Shelton	3,169	11,681
Stratford	7,574	17,860
Totals	11,103	30,691

Plurality: 19,588

22nd District	Howard T. Owens, Jr. (D)	Lee Scarpetti (R)
Bridgeport, part of	12,513	10,954
Trumbull	8,076	9,969
Totals	20,589	20,923

Plurality: 334

23rd District	Margaret E. Morton (D)	Rafael Segarra (R)
Bridgeport, part of	13,701	9,207

Plurality: 4,494

VOTE FOR STATE SENATORS, NOVEMBER 6, 1984
SENATORIAL DISTRICTS

24th District	Wayne A. Baker (D)	Robert T. Miller (R)
Bethel	3,186	4,471
Danbury	11,967	12,135
New Fairfield	1,886	3,932
Totals	17,039	20,538

Plurality: 3,499

25th District	Ram H. Hingorani (D)	Andrew J. Santaniello (R)
Darien, part of	900	4,303
Norwalk	12,151	21,495
Totals	13,051	25,798

Plurality: 12,747

26th District	Adam J. Freeman (D)	John G. Matthews (R)
New Canaan	1,991	8,374
Ridgefield	3,188	7,929
Weston	1,463	3,295
Westport	4,924	9,213
Wilton	2,491	6,139
Totals	14,057	34,950

Plurality: 20,893

27th District	Anthony D. Truglia (D)	Grace Guroian (R)
Darien, part of	1,932	3,133
Stamford, part of	17,685	16,027
Totals	19,617	19,160

Plurality: 457

28th District	Laurence Sarezky (D)	Fred H. Lovegrove, Jr. (R)
Easton	978	2,556
Fairfield	9,956	19,971
Newtown	2,624	6,437
Redding	1,159	2,853
Totals	14,717	31,817

Plurality: 17,100

VOTE FOR STATE SENATORS, NOVEMBER 6, 1984
 SENATORIAL DISTRICTS

29th District	Kevin P. Johnston (D)	Charles T. Manley (R)
Canterbury	615	906
Griswold, part of	978	814
Killingly	3,112	2,383
Mansfield, part of	2,610	1,673
Plainfield	2,561	2,147
Putnam	2,533	1,408
Scotland	229	303
Sterling	348	414
Thompson	2,267	1,567
Windham	4,277	3,875
Totals	19,530	15,490

Plurality: 4,040

30th District	Harold D. Hansen (D)	M. Adela Eads (R)
Bethlehem	450	1,023
Cornwall	305	455
Goshen	315	751
Kent	293	1,026
Litchfield	1,142	2,821
Morris	280	701
New Milford	2,906	5,425
Salisbury	752	1,544
Sharon	410	1,025
Sherman	426	862
Thomaston	946	2,242
Torrington	5,754	8,719
Warren	135	443
Washington	595	1,287
Totals	14,709	28,324

Plurality: 13,615

31st District	Steven C. Casey (D)	Michael S. Lacouture (R)
Bristol	16,006	7,995
Plymouth	2,696	2,058
Southington, part of	3,670	3,635
Totals	22,372	13,688

Plurality: 8,684

VOTE FOR STATE SENATORS, NOVEMBER 6, 1984
 SENATORIAL DISTRICTS

32nd District	Ronald M. Sullivan (D)	Jamie McLaughlin (R)
Bridgewater	340	628
Brookfield	1,909	4,603
Monroe, part of	1,427	3,759
Oxford	809	2,346
Roxbury	249	747
Seymour	1,437	3,190
Southbury	1,804	5,683
Watertown	2,308	6,770
Woodbury	783	3,303
Totals	11,066	31,029

Plurality: 19,963

33rd District	Stephen M. Davis (D)	Kenneth T. Hampton (R)
Chester	646	953
Clinton	1,950	3,595
Cromwell	2,343	2,899
East Hampton	1,699	2,616
Haddam	1,227	2,150
Killingworth	753	1,439
Madison	3,285	4,711
Marlborough	969	1,471
Middletown, part of	2,827	1,573
Portland	1,911	2,555
Westbrook	824	1,769
Totals	18,434	25,731

Plurality: 7,297

34th District	Bernard G. Diana (D)	Philip S. Robertson (R)
Cheshire	2,667	8,665
East Haven, part of	1,848	3,393
Hamden, part of	3,104	5,237
North Haven	3,806	7,738
Wallingford, part of	2,342	3,645
Totals	13,767	28,678

Plurality: 14,911

VOTE FOR STATE SENATORS, NOVEMBER 6, 1984
 SENATORIAL DISTRICTS

35th District	Michael J. Skelley (D)	James D. Giulietti (R)
Andover	477	675
Ashford	832	689
Brooklyn	1,025	1,403
Chaplin	334	432
Coventry	1,959	2,219
Eastford	199	434
Hampton	309	412
Mansfield, part of	1,253	848
Pomfret	519	819
Tolland	2,317	2,253
Union	123	200
Vernon	6,097	6,275
Willington	1,144	1,024
Woodstock	958	1,675
Totals	17,546	19,358

Plurality: 1,812

36th District	Betsy Gooch (D)	Michael L. Morano (R)
Greenwich	8,747	23,236
Stamford, part of	4,362	8,438
Totals	13,109	31,674

Plurality: 18,565

VOTE FOR STATE REPRESENTATIVES, NOVEMBER 6, 1984
ASSEMBLY DISTRICTS

1st District	Eric D. Coleman (D)	Rodney L. Doran (R)
Bloomfield, part of	2,242	1,699
Hartford, part of	2,279	351
Totals	4,521	2,050

Plurality: 2,471

2nd District	Thomas D. Ritter (D)	Edmund C. Tiryakian (R)
Hartford, part of	4,784	2,086

Plurality: 2,698

3rd District	Arthur A. Brouillet, Jr. (D)	Lonnie E. Barnes, Jr. (R)
Hartford, part of	3,558	1,302

Plurality: 2,256

4th District	Felix J. Karsky (D)	Stoddard Lane-Reticker (R)
Hartford, part of	5,138	2,010

Plurality: 3,128

5th District	Anthony J. Palermino (D)	John P. Bednarz, Jr. (R)
Hartford, part of	4,940	2,022

Plurality: 2,918

6th District	Abraham L. Giles (D)	Richard Albert Saunders (R)	Kenneth P. Green (PC)
Hartford, part of	2,869	466	994

Plurality: 1,875

7th District	Carrie Saxon Perry (D)	Catherine Harrison Tomlinson (R)
Hartford, part of	5,013	534

Plurality: 4,479

VOTE FOR STATE REPRESENTATIVES, NOVEMBER 6, 1984
ASSEMBLY DISTRICTS

8th District	Edith G. Prague (D)	No Nomination (R)
Bozrah	549	
Columbia	1,215	
Coventry	2,257	
Franklin	514	
Lebanon	1,145	
Totals	5,680	

9th District	Donald F. Bates (D)	Kevin H. Norige (R)
East Hartford, part of	3,079	2,814
Glastonbury, part of	845	835
Manchester, part of	1,046	1,181
Totals	4,970	4,830

Plurality: 140

10th District	Timothy J. Moynihan (D)	Robert M. Gallo (R)
East Hartford, part of	4,873	2,982

Plurality: 1,891

11th District	Richard Torpey (D)	No Nomination (R)
East Hartford, part of	4,765	

12th District	James R. McCavanagh (D)	Jonathan L. Mercier (R)
Manchester, part of	5,394	5,058

Plurality: 336

13th District	John W. Thompson (D)	Elsie L. Swensson (R)
Manchester, part of	4,760	4,765

Plurality: 5

VOTE FOR STATE REPRESENTATIVES, NOVEMBER 6, 1984
ASSEMBLY DISTRICTS

14th District	John J. Woodcock III (D)	Diane P. Deming (R)
South Windsor	5,822	3,859
Vernon, part of	952	885
Totals	6,774	4,744

Plurality: 2,030

15th District	Naomi K. Cohen (D)	Peter W. Rogan (R)
Bloomfield, part of	4,197	1,630
Windsor, part of	2,529	2,055
Totals	6,726	3,685

Plurality: 3,041

16th District	Jack L. Shapiro (D)	James T. Fleming (R)
Simsbury	2,787	9,253

Plurality: 6,466

17th District	No Nomination (D)	Beatrice K. Murdock (R)
Avon		5,604
Burlington, part of		817
Canton		2,920
Totals		9,341

18th District	Miles Rapoport (D)	Stephen B. Theaker (R)
West Hartford, part of	6,218	6,188

Plurality: 30

19th District	David H. Butler (D)	Robert Farr (R)
West Hartford, part of	4,383	7,237

Plurality: 2,854

20th District	Lynn Freedman (D)	Maureen Murphy Baronian (R)
West Hartford, part of	4,479	8,051

Plurality: 3,572

VOTE FOR STATE REPRESENTATIVES, NOVEMBER 6, 1984
ASSEMBLY DISTRICTS

21st District	Leon M. Mascolo (D)	William L. Wollenberg (R)
Burlington, part of	589	1,119
Farmington	3,468	5,807
Totals	4,057	6,926

Plurality: 2,869

22nd District	James J. Scalise (D)	Pauline Kezer (R)
New Britain, part of	393	1,092
Plainville	2,371	4,878
Southington, part of	295	582
Totals	3,059	6,552

Plurality: 3,493

23rd District	William P. Candelori (D)	William P. Candelori (R)
New Britain, part of	4,273	3,293

24th District	Irene B. Favreau (D)	Steven A. Dilling (R)
New Britain, part of	4,179	2,856

Plurality: 1,323

25th District	Raymond M. H. Joyce (D)	Paul M. Carver (R)
New Britain, part of	2,035	1,294
Newington, part of	2,245	1,962
Totals	4,280	3,256

Plurality: 1,024

26th District	Stanley J. Krawiec (D)	Peter Adamowich, Jr. (R)
New Britain, part of	3,983	2,771

Plurality: 1,212

27th District	Richard J. Balducci (D)	Kathleen R. Cochefski (R)
Newington, part of	6,584	4,249

Plurality: 2,335

VOTE FOR STATE REPRESENTATIVES, NOVEMBER 6, 1984
ASSEMBLY DISTRICTS

28th District	Robert G. Gilligan (D)	John J. Console (R)
Wethersfield, part of	6,714	5,473
Plurality: 1,241		

29th District	Richard D. Tulisano (D)	Stuart A. Webster (R)
Rocky Hill	4,775	2,927
Wethersfield, part of	1,828	1,401
Totals	6,603	4,328
Plurality: 2,275		

30th District	Orlando P. Ragazzi (D)	Loren E. Dickinson (R)
Berlin	3,380	5,358
Southington, part of	801	1,556
Totals	4,181	6,914
Plurality: 2,733		

31st District	Constantine Constantine (D)	Robert D. Bowden (R)
Glastonbury, part of	4,924	7,619
Plurality: 2,695		

32nd District	John B. Keefe (D)	Robert F. Jahn (R)
Cromwell	2,304	2,924
Middletown, part of	591	385
Portland	2,416	2,081
Totals	5,311	5,390
Plurality: 79		

33rd District	Paul Gionfriddo (D)	No Nomination (R)
Middletown, part of	6,391	

34th District	Dean Markham (D)	Henry M. Roko Jr. (R)
East Haddam	1,458	1,481
East Hampton	2,349	2,004
Haddam	1,659	1,696
Totals	5,466	5,181
Plurality: 285		

VOTE FOR STATE REPRESENTATIVES, NOVEMBER 6, 1984
ASSEMBLY DISTRICTS

35th District	No Nomination (D)	Sidney J. Holbrook (R)
Clinton		3,942
Essex		2,094
Westbrook		2,058
Totals		8,094

36th District	Leon L. Czikowsky (D)	John J. Tiffany II (R)
Deep River	697	1,365
Lyme	296	776
Old Lyme	947	2,630
Old Saybrook	1,497	3,400
Totals	3,437	8,171

Plurality: 4,734

37th District	Mark Healey Powers (D)	Harry H. Caldwell (R)
East Lyme	4,154	2,698
Montville, part of	1,345	1,275
Totals	5,499	3,973

Plurality: 1,526

38th District	Janet Polinsky (D)	No Nomination (R)	Joseph P. Langello (PC)
New London, part of	642		29
Waterford	5,776		169
Totals	6,418		198

Plurality: 6,220

39th District	William J. Cibes, Jr. (D)	Michael J. Fortunato (R)
New London, part of	4,129	2,435

Plurality: 1,694

40th District	Betsy Burghardt Gibson (D)	Philip H. Tuthill (R)
Groton, part of	2,355	2,614
New London, part of	1,151	1,071
Totals	3,506	3,685

Plurality: 179

VOTE FOR STATE REPRESENTATIVES, NOVEMBER 6, 1984
ASSEMBLY DISTRICTS

41st District	Francis J. Hagerty (D)	Muriel W. Buckley (R)
Groton, part of	3,591	4,565
Plurality: 974		

42nd District	Candace J. Keyes (D)	Glenn N. Arthur (R)
Groton, part of	106	297
Ledyard	2,115	3,941
Totals	2,221	4,238
Plurality: 2,017		

43th District	Alfred L. Lewis Jr. (D)	Frank Turek (R)
North Stonington	985	1,167
Stonington	2,972	5,157
Totals	3,957	6,324
Plurality: 2,367		

44th District	Richard A. Gosselin (D)	Geraldine Elliott (R)
Killingly, part of	1,139	1,639
Plainfield	2,651	2,158
Totals	3,790	3,797
Plurality: 7		

45th District	No Nomination (D)	David Anderson (R)
Griswold		2,115
Lisbon		846
Preston		1,430
Sterling		502
Voluntown		496
Totals		5,389

46th District	Thomas F. Sweeney (D)	Peter A. Nystrom (R)
Norwich, part of	3,662	4,125
Plurality: 463		

VOTE FOR STATE REPRESENTATIVES, NOVEMBER 6, 1984
ASSEMBLY DISTRICTS

47th District	Leo H. Flynn (D)	Peter V. Cuprak (R)
Norwich, part of Sprague	2,902 602	3,478 713
Totals	3,504	4,191

Plurality: 687

48th District	Kenneth L. Przybysz (D)	Andrew McCall Morton (R)
Colchester Montville, part of Salem	2,209 2,367 645	2,084 1,570 564
Totals	5,221	4,218

Plurality: 1,003

49th District	Andrew J. Carey III (D)	Dennis E. Gamache (R)
Windham	4,328	4,063

Plurality: 265

50th District	Stephen H. McKay (D)	John T. Savage (R)
Brooklyn	932	1,511
Canterbury	541	993
Chaplin	327	447
Eastford	203	447
Hampton	270	462
Killingly, part of	580	718
Pomfret	437	922
Scotland	202	332
Totals	3,492	5,832

Plurality: 2,340

51st District	Brian J. Kennedy (D)	Theodore A. Gagne Jr. (R)
Killingly, part of Putnam Thompson	577 1,844 1,579	841 2,106 2,290
Totals	4,000	5,237

Plurality: 1,237

VOTE FOR STATE REPRESENTATIVES, NOVEMBER 6, 1984
ASSEMBLY DISTRICTS

52nd District	John D. Mordasky (D)	Douglas M. Cutler (R)
Somers, part of	1,294	1,336
Stafford	3,203	1,566
Union	181	155
Woodstock	931	1,750
Totals	5,609	4,807
		Plurality: 802
53rd District	Michael Helfgott (D)	Robert W. Bass (R)
Ashford	869	658
Tolland	2,284	2,272
Vernon, part of	767	785
Willington	1,362	841
Totals	5,282	4,556
		Plurality: 726
54th District	Jonathan W. Pelto (D)	George E. Whitham (R)
Mansfield	3,610	3,128
		Plurality: 482
55th District	Michael A. Zizka (D)	J. Peter Fuscas (R)
Andover	483	685
Bolton	961	1,103
Hebron	1,193	1,846
Manchester, part of	894	1,115
Marlborough	845	1,657
Totals	4,376	6,406
		Plurality: 2,030
56th District	Chester W. Morgan (D)	Robert B. Hurd (R)
Vernon, part of	4,173	4,910
		Plurality: 737
57th District	Teresalee Bertinuson (D)	No Nomination (R)
East Windsor	2,093	
Ellington	2,179	
Somers, part of	522	
Totals	4,794	

VOTE FOR STATE REPRESENTATIVES, NOVEMBER 6, 1984
ASSEMBLY DISTRICTS

58th District	Frederick A. Gelsi (D)	Daniel S. Johnson (R)
Enfield, part of	4,541	4,012

Plurality: 529

59th District	William Kiner (D)	Sylvia Stanio (R)
Enfield, part of	5,302	3,395

Plurality: 1,907

60th District	David J. Wenc (D)	Mary Drost (R)
Windsor, part of	1,717	2,239
Windsor Locks	3,433	2,572
Totals	5,150	4,811

Plurality: 339

61st District	No Nomination (D)	Ruth C. Fahrbach (R)
East Granby, part of		1,005
Suffield		3,836
Windsor, part of		2,657
Totals		7,498

62nd District	No Nomination (D)	Otto C. Neumann (R)
Barkhamsted		1,020
Colebrook		474
East Granby, part of		600
Granby		3,260
Hartland		557
New Hartford		1,841
Totals		7,752

63rd District	John G. Groppo (D)	Anthony J. Mania (R)
Norfolk	442	550
North Canaan	572	991
Salisbury	929	1,387
Winchester	2,658	2,489
Totals	4,601	5,417

Plurality: 816

VOTE FOR STATE REPRESENTATIVES, NOVEMBER 6, 1984
ASSEMBLY DISTRICTS

64th District	Audrey Blondin (D)	Joseph N. Ruwet (R)
Canaan	148	355
Cornwall	317	435
Goshen	353	717
Kent	405	885
Sharon	467	945
Torrington, part of	1,918	3,231
Warren	147	425
Totals	3,755	6,993

Plurality: 3,238

65th District	John A. Miscikoski (D)	George P. Avitabile (R)
Torrington, part of	4,366	5,285

Plurality: 919

66th District	Michael D. Rybak (D)	Joseph Hill (R)
Bethlehem	759	755
Harwinton	1,825	694
Litchfield	2,376	1,681
Morris	605	404
Washington	947	952
Totals	6,512	4,486

Plurality: 2,026

67th District	John E. Lillis (D)	Oskar G. Rogg (R)
New Fairfield, part of	1,183	2,934
New Milford, part of	1,902	2,775
Sherman	451	834
Totals	3,536	6,543

Plurality: 3,007

68th District	Wilbur S. Hughes (D)	Herbert A. Darling (R)
Watertown, part of	1,917	4,387
Woodbury	1,071	2,936
Totals	2,988	7,323

Plurality: 4,335

VOTE FOR STATE REPRESENTATIVES, NOVEMBER 6, 1984
ASSEMBLY DISTRICTS

69th District	Stuart F. Halpine (D)	Carol A. Herskowitz (R)
Bridgewater	322	636
New Milford, part of	1,276	2,408
Roxbury	283	709
Southbury, part of	1,271	4,147
Totals	3,152	7,900
Plurality: 4,748		
70th District	Gerald M. Noonan (D)	Andrew Bottinick (R)
Naugatuck, part of	4,490	4,150
Plurality: 340		
71st District	Doreen M. Del Bianco (D)	Norma L. Cappelletti (R)
Middlebury, part of	562	1,086
Waterbury, part of	4,098	4,348
Totals	4,660	5,434
Plurality: 774		
72nd District	Maurice B. Mosley (D)	Salvatore M. Corbo (R)
Waterbury, part of	4,593	2,988
Plurality: 1,605		
73rd District	Joan V. Hartley (D)	Gloria S. Bogen (R)
Waterbury, part of	4,934	4,932
Plurality: 2		
74th District	Thomas P. Brunnock (D)	Louis Orsini (R)
Waterbury, part of	4,561	4,992
Plurality: 431		
75th District	William J. Scully, Jr. (D)	Gerard J. Gagne (R)
Waterbury, part of	3,779	3,227
Plurality: 552		

VOTE FOR STATE REPRESENTATIVES, NOVEMBER 6, 1984
ASSEMBLY DISTRICTS

76th District	William J. Butterly, Jr. (D)	Francis J. Carpenter (R)
Plymouth, part of	1,878	1,445
Thomaston	1,337	1,910
Watertown, part of	1,327	1,398
Totals	4,542	4,753

Plurality: 211

77th District	Stephen J. Duffy (D)	William T. Stortz (R)
Bristol, part of	4,439	4,386

Plurality: 53

78th District	Roland L. Paradise (D)	Edward C. Krawiecki, Jr. (R)
Bristol, part of	1,788	5,277
Plymouth, part of	415	1,028
Totals	2,203	6,305

Plurality: 4,102

79th District	Salvatore Micucci (D)	Craig P. Taylor (R)
Bristol, part of	4,106	4,150

Plurality: 44

80th District	John C. Vastola (D)	Eugene A. Migliaro, Jr. (R)
Southington, part of	1,081	2,300
Wolcott	1,402	4,992
Totals	2,483	7,292

Plurality: 4,809

81st District	Gerald P. Crean, Jr. (D)	Angelo Fusco (R)
Southington, part of	4,551	4,698

Plurality: 147

82nd District	Thomas P. Gaffey (D)	Richard P. Antonetti (R)
Meriden, part of	3,150	2,881
Middlefield	877	1,197
Totals	4,027	4,078

Plurality: 51

VOTE FOR STATE REPRESENTATIVES, NOVEMBER 6, 1984
ASSEMBLY DISTRICTS

83rd District	Thomas S. Luby (D)	John Zajac, Jr. (R)
Meriden, part of	4,222	5,215
Plurality: 993		
84th District	Benjamin N. DeZinno, Jr. (D)	Susan M. Navarro (R)
Meriden, part of	5,042	3,503
Plurality: 1,539		
85th District	Mary M. Mushinsky (D)	Wayne B. LeClaire (R)
Wallingford, part of	5,257	3,980
Plurality: 1,277		
86th District	Timothy P. Ryan (D)	Robert M. Ward (R)
East Haven, part of	619	1,095
North Branford	2,245	3,248
Wallingford, part of	778	1,257
Totals	3,642	5,600
Plurality: 1,958		
87th District	Bessie B. Phillips (D)	Paul D. Abercrombie (R)
Hamden, part of	1,740	1,708
North Haven, part of	3,129	4,884
Totals	4,869	6,592
Plurality: 1,723		
88th District	Kathy A. Burness (D)	Howard L. Luppi (R)
Hamden, part of	3,624	3,998
North Haven, part of	1,246	2,410
Totals	4,870	6,408
Plurality: 1,538		
89th District	J. Robert Nastri, Jr. (D)	David O. Thorp (R)
Cheshire, part of	2,474	3,637
Prospect, part of	662	1,063
Wallingford, part of	1,392	1,904
Totals	4,528	6,604
Plurality: 2,076		

VOTE FOR STATE REPRESENTATIVES, NOVEMBER 6, 1984
ASSEMBLY DISTRICTS

90th District	Mary G. Fritz (D)	Carleton J. Benson (R)	
Cheshire, part of	2,410	2,894	
Prospect, part of	573	1,131	
Wallingford, part of	1,725	1,099	
Totals	4,708	5,124	
		Plurality:	416
91st District	Ronald Smoko (D)	Wendi Doolittle (R)	
Hamden, part of	5,482	4,780	
		Plurality:	702
92nd District	Patricia A. Dillon (D)	Rosalind Berman (R)	
New Haven, part of	5,167	4,741	
		Plurality:	426
93rd District	Irving J. Stolberg (D)	James S. Knight (R)	
New Haven, part of	5,386	1,476	
		Plurality:	3,910
94th District	William R. Dyson (D)	Leroy G. Gomes Sr. (R)	
New Haven, part of	5,471	1,387	
		Plurality:	4,084
95th District	Walter S. Brooks (D)	Ralph Landolfi (R)	
New Haven, part of	4,626	1,302	
		Plurality:	3,324
96th District	Martin M. Looney (D)	Robert F. Barnabei (R)	James J. Valenti (PC)
New Haven, part of	5,327	2,537	26
		Plurality:	2,790
97th District	Robert J. Hauser, Jr. (D)	Judy Tomasi (R)	
New Haven, part of	5,168	4,007	
		Plurality:	1,161

VOTE FOR STATE REPRESENTATIVES, NOVEMBER 6, 1984
ASSEMBLY DISTRICTS

98th District	Cinda Cash (D)	Francis X. O'Neill, Jr. (R)
Branford, part of	743	890
Guilford	3,535	5,698
Totals	4,278	6,588

Plurality: 2,310

99th District	William Parker, Jr. (D)	Paul Karbowski (R)
East Haven, part of	3,750	5,563

Plurality: 1,813

100th District	David Lavine (D)	No Nomination (R)
Durham	1,220	
Middletown, part of	4,136	
Totals	5,356	

101st District	Ann M. Babor (D)	Linda N. Emmons (R)
Chester	570	1,034
Killingworth	642	1,555
Madison	1,582	6,379
Totals	2,794	8,968

Plurality: 6,174

102nd District	William M. Bratten (D)	Peggy Beckett-Rinker (R)
Branford, part of	3,667	7,160

Plurality: 3,493

103rd District	Paula T. Pascale (D)	Peter M. Lerner (R)
Bethany	798	1,700
Hamden, part of	1,474	3,167
Woodbridge	1,274	3,409
Totals	3,546	8,276

Plurality: 4,730

VOTE FOR STATE REPRESENTATIVES, NOVEMBER 6, 1984
ASSEMBLY DISTRICTS

104th District	John T. Bennett (D)	Tom Dudchik (R)	James W. Petruzzello (I)
Ansonia, part of	2,994	3,617	393
Derby, part of	1,020	1,018	53
Totals	4,014	4,635	446

Plurality: 621

105th District	John W. Betkoski III (D)	George P. Bassing (R)	Ramona J. Capone (TBC)
Ansonia, part of	551	733	39
Beacon Falls	981	897	10
Seymour	1,925	3,594	555
Totals	3,457	5,224	604

Plurality: 1,767

106th District	Linda J. Connor (D)	Mae S. Schmidle (R)	
Bethel, part of	879	2,134	
Newtown, part of	1,396	4,882	
Totals	2,275	7,016	

Plurality: 4,741

107th District	Joseph E. Carvalko, Jr. (D)	M. Jodi Kell (R)	
Bethel, part of	1,865	2,770	
Brookfield	2,233	4,426	
Totals	4,098	7,196	

Plurality: 3,098

108th District	Lawrence M. Riefberg (D)	Norma Gyle (R)	
Danbury, part of	3,984	3,957	
New Fairfield, part of	706	946	
Totals	4,690	4,903	

Plurality: 213

109th District	Lynn H. Taborsak (D)	Edward R. Ganly (R)	
Danbury, part of	4,033	3,842	

Plurality: 191

VOTE FOR STATE REPRESENTATIVES, NOVEMBER 6, 1984
ASSEMBLY DISTRICTS

110th District	Paul J. Garavel (D)	No Nomination (R)	Erylne B. Siegel (PC)
Danbury, part of	4,637		901
Plurality: 3,736			
111th District	No Nomination (D)	Martha D. Rothman (R)	
Ridgefield		8,995	
112th District	Dolores A. Augustyn (D)	Adele Kusnitz (R)	
Monroe	2,006	4,855	
Shelton, part of	646	1,247	
Totals	2,652	6,102	
Plurality: 3,450			
113th District	Geoffrey P. O'Neill (D)	Richard O. Belden (R)	
Shelton, part of	2,239	8,606	
Plurality: 6,367			
114th District	Helen J. Mulherin (D)	Alan Schlesinger (R)	
Derby, part of	1,101	1,915	
Orange, part of	2,027	4,157	
West Haven, part of	529	595	
Totals	3,657	6,667	
Plurality: 3,010			
115th District	Joseph A. Guarino (D)	Joseph D. Wardini (R)	
West Haven, part of	4,173	5,476	
Plurality: 1,303			
116th District	Joseph A. Adamo (D)	John C. Dillman (R)	
West Haven, part of	4,337	3,786	
Plurality: 551			

VOTE FOR STATE REPRESENTATIVES, NOVEMBER 6, 1984
ASSEMBLY DISTRICTS

117th District	Maurice L. Condon (D)	Raymond V. Collins, Jr. (R)	Joseph W. Dehn III (L)
Milford, part of	2,033	3,032	23
Orange, part of	447	1,049	4
West Haven, part of	1,611	2,833	15
Totals	4,091	6,914	42

Plurality: 2,823

118th District	Una A. Glennon (D)	Timothy J. Casey (R)
Milford, part of	2,859	6,301

Plurality: 3,442

119th District	Joseph Ribon (D)	Gerard B. Patton (R)
Milford, part of	2,545	7,385

Plurality: 4,840

120th District	Dennis M. Prebensen (D)	J. Vincent Chase (R)
Stratford, part of	3,413	7,123

Plurality: 3,710

121st District	Robert F. Frankel (D)	John Bortniak (R)
Stratford, part of	4,980	4,620

Plurality: 360

122nd District	James R. Caraglor, Sr. (D)	Robert G. Jaekle (R)
Shelton, part of	579	1,561
Stratford, part of	1,231	3,976
Trumbull, part of	1,005	2,918
Totals	2,815	8,455

Plurality: 5,640

123rd District	Morag L. Vance (D)	Morag L. Vance (R)
Trumbull, part of	3,429	7,723

VOTE FOR STATE REPRESENTATIVES, NOVEMBER 6, 1984
ASSEMBLY DISTRICTS

124th District	Clement Young (D)	Loretta B. A. Williams (R)	
Bridgeport, part of	3,912	1,506	
Plurality: 2,406			
125th District	Gabriel J. Bisfore (D)	Mirene Mimi Gomez (R)	
Bridgeport, part of	3,408	2,820	
Plurality: 588			
126th District	Robert T. Keeley, Jr. (D)	Stewart Bograd (R)	
Bridgeport, part of	4,663	3,315	
Plurality: 1,348			
127th District	Anthony R. Innacell (D)	John M. Varrone (R)	
Bridgeport, part of	4,067	5,270	
Plurality: 1,203			
128th District	Mario Testa (D)	Christopher C. Faille (R)	
Bridgeport, part of	2,574	1,984	
Plurality: 590			
129th District	Lee A. Samowitz (D)	Casey Daly (R)	
Bridgeport, part of	3,984	4,238	
Plurality: 254			
130th District	Jose C. Lugo (D)	Alfredo B. Soto (R)	
Bridgeport, part of	3,148	1,644	
Plurality: 1,504			
131st District	Joan M. Welsh (D)	Richard Foley, Jr. (R)	Kenneth L. Weiner (CII)
Middlebury, part of	429	1,232	13
Naugatuck, part of	1,055	1,584	10
Oxford	750	2,363	74
Southbury, part of	522	1,469	92
Totals	2,756	6,648	189
Plurality: 3,892			

VOTE FOR STATE REPRESENTATIVES, NOVEMBER 6, 1984
ASSEMBLY DISTRICTS

132nd District	Susan P. Barrett (D)	John G. Metsopoulos (R)
Fairfield, part of	4,626	5,400
Plurality: 774		

133rd District	Edward C. Bateson (D)	Elinor F. Wilber (R)
Fairfield, part of	2,823	8,642
Plurality: 5,819		

134th District	Christine M. Niedermeier (D)	Arthur R. Hersh (R)
Fairfield, part of	5,584	3,293
Trumbull, part of	1,628	1,208
Totals	7,212	4,501
Plurality: 2,711		

135th District	Sally Swing Shelley (D)	Alice V. Meyer (R)
Easton	832	2,707
Newtown, part of	735	2,191
Weston	1,365	3,450
Totals	2,932	8,348
Plurality: 5,416		

136th District	Edward C. Saenz (D)	Julie D. Belaga (R)
Westport, part of	2,737	9,059
Plurality: 6,322		

137th District	Susanne L. Salzer (D)	Frank Esposito, Jr. (R)
Norwalk, part of	3,423	6,926
Plurality: 3,503		

138th District	Lawrence Anastasia, Jr. (D)	Edward M. Bowers (R)
Norwalk, part of	4,576	4,526
Plurality: 50		

VOTE FOR STATE REPRESENTATIVES, NOVEMBER 6, 1984
ASSEMBLY DISTRICTS

139th District	William Chang (D)	Jacob P. Rudolf (R)
Norwalk, part of	2,540	4,239
Westport, part of	834	1,716
Totals	3,374	5,955
Plurality: 2,581		
140th District	John Atkin (D)	Janet Marsico Mills (R)
Norwalk, part of	3,380	4,247
Plurality: 867		
141st District	William R. Menapace (D)	R.E. Van Norstrand (R)
Darien	1,626	8,684
Stamford, part of	272	493
Totals	1,898	9,177
Plurality: 7,279		
142nd District	George F. Lenz (D)	Marilyn M. Roche (R)
Redding	1,067	2,952
Wilton, part of	1,695	5,437
Totals	2,762	8,389
Plurality: 5,627		
143rd District	No Nomination (D)	Leslie T. Young (R)
New Canaan		8,405
Wilton, part of		1,233
Totals		9,638
144th District	John Wayne Fox (D)	Margaret J. Nolan (R)
Stamford, part of	5,005	4,733
Plurality: 272		

VOTE FOR STATE REPRESENTATIVES, NOVEMBER 6, 1984
ASSEMBLY DISTRICTS

145th District	Richard Blumenthal (D)	Johan M. Andersen III (R)
Stamford, part of	4,863	2,270
Plurality: 2,593		
146th District	Moira K. Lyons (D)	Eleanor E. Yudain (R)
Stamford, part of	4,710	4,169
Plurality: 541		
147th District	No Nomination (D)	Christopher Shays (R)
Stamford part of		8,887
148th District	Paul A. Esposito (D)	Richard H. G. Cunningham (R)
Stamford, part of	3,907	4,538
Plurality: 631		
149th District	Alma Rutgers (D)	Michael D. Flinn (R)
Greenwich, part of	2,966	8,059
Plurality: 5,093		
150th District	Lynn S. Headley (D)	Dorothy K. Osler (R)
Greenwich, part of	2,818	7,569
Plurality: 4,751		
151st District	Mary E. Guinan (D)	Emil V. Benvenuto (R)
Greenwich, part of	3,017	7,388
Plurality: 4,371		

SUMMARY OF VOTE FOR CONSTITUTIONAL AMENDMENTS
NOVEMBER 6, 1984

CONGRESSIONAL DISTRICTS	1. For the constitutional amendment prohibiting discrimination against a person because of his or her physical or mental disability.		2. Shall the constitution be amended to provide a procedure for the lieutenant-governor to exercise the powers and perform the duties of the office of governor when the governor is unable to do so?		3. Shall the constitution of this state be amended to establish a division of criminal justice within the executive department and to provide for the appointment of state's attorneys by a criminal justice commission?	
	YES	NO	YES	NO	YES	NO
First	126,606	31,404	140,070	17,463	108,998	39,209
Second	105,032	28,445	118,360	14,562	91,465	34,496
Third	87,603	25,318	95,779	14,627	73,562	30,669
Fourth	92,268	27,672	104,074	13,555	80,618	29,775
Fifth	104,863	31,559	117,705	16,863	92,490	34,795
Sixth	121,382	36,557	137,803	18,046	107,820	39,687
Totals	637,754	180,955	713,791	95,116	554,953	208,631

VOTE FOR CONSTITUTIONAL AMENDMENTS
NOVEMBER 6, 1984
FIRST CONGRESSIONAL DISTRICT

TOWNS	YES	NO	YES	NO	YES	NO
Berlin	3,479	1,095	4,087	477	3,240	1,122
Bloomfield	5,381	1,193	5,930	543	4,816	1,273
Cromwell	2,801	555	3,064	274	2,409	645
East Hampton	1,957	518	2,258	228	1,748	612
East Hartford	10,916	2,457	11,904	1,453	9,653	3,074
East Windsor	1,604	425	1,772	251	1,435	485
Glastonbury	9,024	2,535	10,368	1,144	7,459	3,510
Hartford	15,662	3,772	15,961	2,807	12,721	4,641
Hebron	1,619	416	1,830	202	1,441	516
Manchester	15,663	4,140	17,382	2,356	11,625	7,039
Marlborough	1,374	329	1,524	174	1,184	416
Newington	8,944	1,960	9,711	1,046	7,941	2,269
Portland	2,058	477	2,292	228	1,767	616
Rocky Hill	4,407	1,055	4,872	541	3,908	1,212
South Windsor	5,987	1,432	6,535	766	5,170	1,699
West Hartford	20,728	5,179	23,633	2,251	18,718	5,866
Wethersfield	8,434	2,191	9,613	990	7,851	2,321
Windsor	6,568	1,675	7,334	1,732	5,912	1,893
Totals	126,606	31,404	140,070	17,463	108,998	39,209

VOTE FOR CONSTITUTIONAL AMENDMENTS
 NOVEMBER 6, 1984
 SECOND CONGRESSIONAL DISTRICT

TOWNS	1. For the constitutional amendment prohibiting discrimination against a person because of his or her physical or mental disability.		2. Shall the constitution be amended to provide a procedure for the lieutenant-governor to exercise the powers and perform the duties of the office of governor when the governor is unable to do so?		3. Shall the constitution of this state be amended to establish a division of criminal justice within the executive department and to provide for the appointment of state's attorneys by a criminal justice commission?	
	YES	NO	YES	NO	YES	NO
Andover	596	174	673	85	562	179
Ashford	847	247	967	129	760	293
Bolton	1,289	451	1,450	261	1,152	478
Bozrah	531	148	603	79	437	219
Brooklyn	806	269	972	108	674	347
Canterbury	610	178	712	74	525	229
Chaplin	347	119	387	68	312	138
Chester	785	196	877	91	684	241
Colchester	1,950	519	2,192	258	1,675	663
Columbia	1,373	322	1,525	159	1,241	339
Coventry	2,169	547	2,436	251	1,927	659
Deep River	889	238	1,022	105	778	287
Durham	1,241	325	1,371	180	1,068	404
Eastford	294	120	363	43	259	120
East Haddam	1,393	350	1,551	169	1,227	419
East Lyme	3,171	812	3,570	396	2,838	926
Ellington	2,258	560	2,533	250	1,923	705
Essex	1,476	422	1,698	172	1,330	467
Franklin	433	149	511	61	388	170
Griswold	1,114	294	1,257	141	918	422
Groton	7,215	1,983	7,942	1,073	6,127	2,371
Haddam	1,619	634	1,918	234	1,493	565
Hampton	341	139	410	59	326	129
Killingly	2,002	575	2,235	307	1,616	819
Lebanon	1,036	226	1,211	137	958	274
Ledyard	3,120	959	3,707	395	2,850	1,073
Lisbon	436	104	476	59	334	169
Lyme	481	151	579	56	445	152
Mansfield	4,426	1,176	4,652	837	3,647	1,466
Middlefield	930	241	1,032	123	805	295
Carried Fwd.	45,178	12,628	50,832	6,360	39,279	15,018

VOTE FOR CONSTITUTIONAL AMENDMENTS
 NOVEMBER 6, 1984
 SECOND CONGRESSIONAL DISTRICT (Continued)

TOWNS	1. For the constitutional amendment prohibiting discrimination against a person because of his or her physical or mental disability.		2. Shall the constitution be amended to provide a procedure for the lieutenant-governor to exercise the powers and perform the duties of the office of governor when the governor is unable to do so?		3. Shall the constitution of this state be amended to establish a division of criminal justice within the executive department and to provide for the appointment of state's attorneys by a criminal justice commission?	
	YES	NO	YES	NO	YES	NO
Brought Fwd.	45,178	12,628	50,832	6,360	39,279	15,018
Middletown	7,078	1,671	8,378	866	6,542	2,133
Montville	3,273	771	3,589	407	2,754	1,084
New London	4,003	829	4,353	436	3,554	1,008
North Stonington	901	281	1,028	145	784	341
Norwich	6,433	1,633	6,984	979	4,942	2,553
Old Lyme	1,656	487	1,966	184	1,511	560
Old Saybrook	2,239	595	2,504	306	2,001	705
Plainfield	2,320	527	2,430	331	1,930	708
Pomfret	536	217	666	86	437	268
Preston	688	195	790	89	580	261
Putnam	1,299	345	1,451	170	1,049	503
Salem	507	185	633	66	465	192
Scotland	221	80	267	36	218	69
Sprague	451	146	515	65	393	168
Stafford	1,736	499	1,995	246	1,537	588
Sterling	243	77	277	40	204	100
Stonington	3,353	924	3,747	498	2,939	1,131
Thompson	1,003	304	1,131	153	852	387
Tolland	2,768	754	3,188	318	2,423	866
Union	160	61	196	28	156	63
Vernon	7,521	2,098	8,366	1,143	6,473	2,390
Voluntown	278	75	316	34	235	104
Waterford	3,823	950	4,347	608	3,583	978
Westbrook	1,120	306	1,262	166	1,014	360
Willington	1,140	349	1,344	146	1,013	382
Windham	3,842	1,043	4,317	478	3,556	1,041
Woodstock	1,262	415	1,488	178	1,041	535
Totals	105,032	28,445	118,360	14,562	91,465	34,496

VOTE FOR CONSTITUTIONAL AMENDMENTS
NOVEMBER 6, 1984
THIRD CONGRESSIONAL DISTRICT

TOWNS	1. For the constitutional amendment prohibiting discrimination against a person because of his or her physical or mental disability.		2. Shall the constitution be amended to provide a procedure for the lieutenant-governor to exercise the powers and perform the duties of the office of governor when the governor is unable to do so?		3. Shall the constitution of this state be amended to establish a division of criminal justice within the executive department and to provide for the appointment of state's attorneys by a criminal justice commission?	
	YES	NO	YES	NO	YES	NO
Branford	5,763	2,030	6,458	1,148	4,996	2,201
Clinton	2,217	594	2,461	327	1,886	747
East Haven	2,710	661	3,103	456	2,196	923
Guilford	4,249	1,302	4,870	625	3,574	1,633
Hamden	8,933	2,268	9,665	1,229	7,382	2,857
Killingworth	1,221	337	1,328	205	1,071	384
Madison	3,758	1,276	4,427	565	3,252	1,458
Milford	10,652	2,859	11,675	1,590	9,094	3,556
New Haven	13,200	3,906	13,759	2,571	10,600	4,444
North Branford	2,231	584	2,408	344	1,849	762
North Haven	3,556	1,021	3,956	546	3,040	1,232
Orange	2,800	844	3,214	371	2,239	1,079
Stratford	8,834	2,335	9,434	1,266	7,799	2,762
Wallingford	7,193	2,006	8,056	1,152	6,123	2,534
West Haven	8,051	2,541	8,375	1,861	6,515	3,251
Woodbridge	2,235	754	2,590	371	1,946	846
Totals	87,603	25,318	95,779	14,627	73,562	30,669

FOURTH CONGRESSIONAL DISTRICT

Bridgeport	11,608	4,224	11,631	3,317	9,193	4,537
Darien	5,314	1,789	6,418	640	4,837	1,731
Fairfield	13,695	4,219	15,692	1,990	11,888	4,902
Greenwich	13,911	4,421	16,539	1,558	12,943	4,138
New Canaan	5,158	1,707	6,165	569	4,787	1,610
Norwalk	12,337	3,202	13,738	1,641	10,474	3,805
Stamford	18,068	4,299	19,826	2,212	15,888	4,904
Trumbull, part of	4,569	1,522	5,199	724	4,017	1,625
Westport	7,608	2,289	8,866	904	6,591	2,523
Totals	92,268	27,672	104,074	13,555	80,618	29,775

VOTE FOR CONSTITUTIONAL AMENDMENTS
NOVEMBER 6, 1984
FIFTH CONGRESSIONAL DISTRICT

TOWNS	1. For the constitutional amendment prohibiting discrimination against a person because of his or her physical or mental disability.		2. Shall the constitution be amended to provide a procedure for the lieutenant-governor to exercise the powers and perform the duties of the office of governor when the governor is unable to do so?		3. Shall the constitution of this state be amended to establish a division of criminal justice within the executive department and to provide for the appointment of state's attorneys by a criminal justice commission?	
	YES	NO	YES	NO	YES	NO
Ansonia	2,706	643	2,847	394	2,184	996
Beacon Falls	760	200	824	128	652	261
Bethany	1,234	403	1,407	214	1,082	464
Bethel	4,051	897	4,343	496	3,480	1,023
Brookfield	3,574	962	4,339	437	3,260	1,019
Cheshire	5,780	1,896	6,758	874	5,022	2,236
Danbury	11,930	2,416	12,451	1,321	10,329	2,770
Derby	1,696	450	1,825	291	1,415	566
Easton	1,495	542	1,711	432	1,264	672
Meriden	10,288	3,503	11,202	2,430	9,213	3,822
Middlebury	1,297	557	1,643	201	1,245	511
Monroe	3,615	1,182	4,126	604	3,177	1,336
Naugatuck	5,538	1,536	6,100	784	5,054	1,498
Newtown	4,562	1,326	5,216	600	4,089	1,489
Oxford	1,197	415	1,393	217	1,030	492
Prospect	1,312	459	1,501	248	1,151	506
Redding	1,873	554	2,139	270	1,628	644
Ridgefield	6,369	1,720	7,256	707	5,601	1,851
Seymour	2,128	545	2,299	329	1,772	740
Shelton	7,646	2,210	8,421	1,217	6,550	2,542
Trumbull, part of	2,997	931	3,657	443	2,615	1,131
Waterbury	12,916	5,089	14,726	2,900	11,966	4,788
Weston	2,580	845	3,036	344	2,273	943
Wilton	5,092	1,519	5,948	590	4,443	1,698
Wolcott	2,227	759	2,537	392	1,995	797
Totals	104,863	31,559	117,705	16,863	92,490	34,795

VOTE FOR CONSTITUTIONAL AMENDMENTS
 NOVEMBER 6, 1984
 SIXTH CONGRESSIONAL DISTRICT

TOWNS	1. For the constitutional amendment prohibiting discrimination against a person because of his or her physical or mental disability.		2. Shall the constitution be amended to provide a procedure for the lieutenant-governor to exercise the powers and perform the duties of the office of governor when the governor is unable to do so?		3. Shall the constitution of this state be amended to establish a division of criminal justice within the executive department and to provide for the appointment of state's attorneys by a criminal justice commission?	
	YES	NO	YES	NO	YES	NO
Avon	4,003	1,086	4,648	422	3,731	1,117
Barkhamsted	771	216	889	96	710	233
Bethlehem	656	302	850	109	626	289
Bridgewater	421	162	516	65	408	147
Bristol	13,324	3,388	14,455	1,725	10,852	3,833
Burlington	1,527	451	1,795	194	1,421	493
Canaan	220	110	292	34	240	63
Canton	2,305	568	2,591	247	2,047	650
Colebrook	284	110	357	37	252	123
Cornwall	381	172	490	62	363	148
East Granby	1,187	353	1,381	143	1,076	390
Enfield	9,184	2,312	9,982	1,276	7,890	2,994
Farmington	5,224	1,402	5,986	616	4,632	1,564
Goshen	533	169	618	73	444	197
Granby	2,458	757	2,854	347	2,239	832
Hartland	413	128	464	71	359	146
Harwinton	1,210	422	1,429	180	1,055	491
Kent	606	240	758	79	549	237
Litchfield	1,833	655	2,200	258	1,658	672
Morris	416	171	492	81	355	186
New Britain	10,719	3,415	11,676	2,282	9,393	3,834
New Fairfield	2,785	758	3,178	336	2,471	857
New Hartford	1,349	357	1,534	146	1,211	398
New Milford	4,061	1,073	4,634	462	3,685	1,125
Norfolk	397	126	464	51	348	140
North Canaan	628	259	789	84	626	219
Plainville	3,508	1,613	3,787	1,286	3,016	1,881
Plymouth	2,376	742	2,703	373	2,205	724
Roxbury	469	188	583	73	428	187
Salisbury	1,069	372	1,287	143	1,018	344
Sharon	607	233	744	102	576	231
Sherman	673	180	784	64	607	200
Simsbury	7,895	2,149	9,054	922	7,059	2,376
Somers	2,012	604	2,351	257	1,811	689
Southbury	3,306	1,388	4,241	452	3,306	1,200
Southington	8,842	2,637	9,875	1,424	7,805	2,743
Suffield	3,118	822	3,540	374	2,740	961
Thomaston	1,118	368	1,280	193	1,027	375
Torrington	7,927	2,389	8,841	1,272	7,089	2,478
Warren	243	126	327	46	252	100
Washington	884	293	1,056	116	757	331
Watertown	3,584	1,366	4,289	590	3,296	1,394
Winchester	2,275	595	2,572	293	1,992	709
Windsor Locks	2,683	646	2,968	313	2,404	739
Woodbury	1,898	684	2,199	277	1,791	647
Totals	121,382	36,557	137,803	18,046	107,820	39,687

SUMMARY OF ELECTION DAY REGISTRATION, TURNOUT, AND ABSENTEE
BALLOT STATISTICS, NOVEMBER 6, 1984

CONGRESSIONAL DISTRICTS	*Whole number of names on registry list	*Whole number checked as having voted	Percent- age checked as having voted	Number of absentee ballots received from town clerk	Number of absentee ballots rejected	Number of absentee ballots voted
First	303,310	250,079	82.4	15,630	203	15,427
Second	287,988	236,611	82.2	15,679	163	15,516
Third	314,400	255,205	81.2	15,215	298	14,917
Fourth	302,276	248,732	82.3	20,828	248	20,580
Fifth	297,381	248,032	83.4	17,524	214	17,310
Sixth	303,662	252,287	83.1	16,820	172	16,648
Totals	1,809,017	1,490,946	82.4	101,696	1,298	100,398

*Including "Presidential" and "Overseas" voters.

ELECTION DAY REGISTRATION, TURNOUT, AND ABSENTEE
BALLOT STATISTICS, NOVEMBER 6, 1984
FIRST CONGRESSIONAL DISTRICT

TOWNS	*Whole number of names on registry list	*Whole number checked as having voted	Percent- age checked as having voted	Number of absentee ballots received from town clerk	Number of absentee ballots rejected	Number of absentee ballots voted
Berlin	10,324	9,053	87.7	528	2	526
Bloomfield	12,100	10,198	84.3	673	4	669
Cromwell	6,631	5,488	82.8	315	3	312
East Hampton	5,347	4,450	83.2	255	0	255
East Hartford	28,396	22,750	80.1	1,056	11	1,045
East Windsor	4,798	3,818	79.6	174	1	173
Glastonbury	16,805	14,834	88.3	1,149	17	1,132
Hartford	59,769	42,812	71.6	1,861	101	1,760
Hebron	3,620	3,153	87.1	140	1	139
Manchester	30,270	25,339	83.7	1,624	18	1,606
Marlborough	2,938	2,570	87.5	122	1	121
Newington	18,985	15,749	83.0	860	3	857
Portland	5,516	4,631	84.0	357	3	354
Rocky Hill	9,274	7,977	86.0	556	2	554
South Windsor	11,593	9,991	86.2	595	6	589
West Hartford	43,477	38,093	87.6	3,433	20	3,413
Wethersfield	17,973	16,069	89.4	1,068	7	1,061
Windsor	15,494	13,104	84.6	864	3	861
Totals	303,310	250,079	82.4	15,630	203	15,427

*Including "Presidential" and "Overseas" voters.

ELECTION DAY REGISTRATION, TURNOUT, AND ABSENTEE
BALLOT STATISTICS, NOVEMBER 6, 1984
SECOND CONGRESSIONAL DISTRICT

TOWNS	*Whole number of names on registry list	*Whole number checked as having voted	Percent- age checked as having voted	Number of absentee ballots received from town clerk	Number of absentee ballots rejected	Number of absentee ballots voted
Andover	1,437	1,202	83.6	55	0	55
Ashford	1,846	1,606	87.0	79	0	79
Bolton	2,517	2,167	86.1	116	0	116
Bozrah	1,335	1,143	85.6	84	0	84
Brooklyn	2,939	2,572	87.5	133	4	129
Canterbury	1,957	1,607	82.1	83	1	82
Chaplin	951	788	82.9	19	1	18
Chester	2,220	1,675	75.5	123	0	123
Colchester	5,177	4,399	85.0	272	3	269
Columbia	2,508	2,048	81.7	115	1	114
Coventry	5,200	4,402	84.7	206	5	201
Deep River	2,511	2,191	87.3	214	1	213
Durham	3,057	2,691	88.0	209	0	209
Eastford	728	663	91.1	62	0	62
East Haddam	3,734	3,055	81.8	191	3	188
East Lyme	8,300	7,057	85.0	569	3	566
Ellington	5,873	4,856	82.7	203	1	202
Essex	3,599	3,102	86.2	302	1	301
Franklin	1,189	1,054	88.6	67	0	67
Griswold	4,318	3,448	79.9	142	1	141
Groton	17,782	14,137	79.5	1,206	11	1,195
Haddam	4,092	3,489	85.3	241	2	239
Hampton	883	763	86.4	54	1	53
Killingly	6,824	5,737	84.1	374	7	367
Lebanon	2,956	2,440	82.5	125	1	124
Ledyard	7,614	6,328	83.1	765	2	763
Lisbon	1,663	1,371	82.4	67	0	67
Lyme	1,284	1,108	86.3	111	0	111
Mansfield	8,468	6,968	82.3	488	5	483
Middlefield	2,484	2,140	86.2	95	1	94
Middletown	22,872	18,617	81.4	1,045	13	1,032
Montville	8,345	6,843	82.0	348	4	344
New London	12,293	10,281	83.6	779	12	767
North Stonington	2,612	2,232	85.5	154	0	154
Norwich	19,859	14,855	74.8	784	4	780
Old Lyme	4,314	3,714	86.1	384	4	380
Old Saybrook	6,205	5,137	82.8	544	11	533
Plainfield	6,559	5,007	76.3	248	3	245
Pomfret	1,608	1,401	87.1	94	1	93
Preston	2,450	2,057	84.0	115	4	111
Putnam	5,062	4,107	81.1	381	12	369
Salem	1,437	1,234	85.9	68	0	68
Scotland	640	554	86.6	32	0	32
Sprague	1,726	1,370	79.4	100	2	98
Stafford	5,757	4,880	84.8	258	5	253
Sterling	1,073	787	73.3	32	1	31
Stonington	10,738	8,494	79.1	632	3	629
Thompson	4,664	3,986	85.5	232	3	229
Tolland	5,832	4,703	80.6	201	0	201
Union	394	343	87.1	21	0	21
Vernon	15,427	13,030	84.5	685	9	676
Voluntown	885	748	84.5	29	0	29
Waterford	11,294	9,398	83.2	668	3	665
Westbrook	3,158	2,741	86.8	218	1	217
Willington	2,631	2,300	87.4	99	0	99
Windham	11,512	8,805	76.5	531	8	523
Woodstock	3,195	2,780	87.0	227	5	222
Totals	287,988	236,611	82.2	15,679	163	15,516

*Including "Presidential" and "Overseas" voters.

ELECTION DAY REGISTRATION, TURNOUT, AND ABSENTEE
BALLOT STATISTICS, NOVEMBER 6, 1984
THIRD CONGRESSIONAL DISTRICT

TOWNS	*Whole number of names on registry list	*Whole number checked as having voted	Percent- age checked as having voted	Number of absentee ballots received from town clerk	Number of absentee ballots rejected	Number of absentee ballots voted
Branford	15,363	12,943	84.2	729	5	724
Clinton	6,785	5,832	86.0	403	4	399
East Haven	16,202	11,445	70.6	609	4	605
Guilford	10,937	9,573	87.5	747	5	742
Hamden	33,651	27,465	81.6	1,779	3	1,776
Killingworth	2,596	2,299	88.6	148	0	148
Madison	9,549	8,349	87.4	834	8	826
Milford	30,315	24,842	81.9	1,375	9	1,366
New Haven	71,578	51,789	72.4	2,623	191	2,432
North Branford	7,007	5,749	82.0	337	2	335
North Haven	14,028	12,174	86.8	702	3	699
Orange	9,140	7,911	86.6	619	10	609
Stratford	30,706	26,412	86.0	1,328	11	1,317
Wallingford	21,210	18,071	85.2	1,226	18	1,208
West Haven	29,741	25,456	85.6	1,233	22	1,211
Woodbridge	5,592	4,895	87.5	523	3	520
Totals	314,400	255,205	81.2	15,215	298	14,917

FOURTH CONGRESSIONAL DISTRICT

Bridgeport	67,889	49,559	73.0	2,644	74	2,570
Darien	12,181	10,933	89.8	1,483	14	1,469
Fairfield	36,063	31,415	87.1	2,735	29	2,706
Greenwich	39,469	35,011	88.7	3,397	30	3,367
New Canaan	11,971	10,937	91.4	1,671	15	1,656
Norwalk	44,559	35,443	79.5	2,096	22	2,074
Stamford	60,399	49,351	81.7	3,864	47	3,817
Trumbull, part of	12,499	10,962	87.7	802	5	797
Westport	17,246	15,121	87.7	2,136	12	2,124
Totals	302,276	248,732	82.3	20,828	248	20,580

*Including "Presidential" and "Overseas" voters.

ELECTION DAY REGISTRATION, TURNOUT, AND ABSENTEE
BALLOT STATISTICS, NOVEMBER 6, 1984
FIFTH CONGRESSIONAL DISTRICT

TOWNS	*Whole number of names on registry list	*Whole number checked as having voted	Percent- age checked as having voted	Number of absentee ballots received from town clerk	Number of absentee ballots rejected	Number of absentee ballots voted
Ansonia	10,602	8,500	80.2	380	8	372
Beacon Falls	2,273	1,946	85.6	94	1	93
Bethany	2,926	2,585	88.3	202	0	202
Bethel	9,211	8,044	87.3	483	11	472
Brookfield	7,927	6,944	87.6	597	2	595
Cheshire	14,754	11,792	79.9	874	14	860
Danbury	30,930	25,502	82.5	1,562	47	1,515
Derby	6,573	5,416	82.4	228	8	220
Easton	4,170	3,618	86.8	333	2	331
Meriden	30,346	24,866	81.9	1,447	21	1,426
Middlebury	4,070	3,446	84.7	272	3	269
Monroe	8,433	7,137	84.6	457	7	450
Naugatuck	15,105	11,846	78.4	643	3	640
Newtown	11,162	9,635	86.3	770	6	764
Oxford	3,794	3,271	86.2	165	3	162
Prospect	4,044	3,532	87.3	164	0	164
Redding	5,028	4,218	83.9	451	1	450
Ridgefield	14,329	11,848	82.7	1,364	13	1,351
Seymour	7,639	6,257	81.9	267	0	267
Shelton	18,092	15,491	85.6	918	16	902
Trumbull, part of	9,044	7,731	85.5	575	4	571
Waterbury	53,397	43,658	81.8	2,960	26	2,934
Weston	5,660	5,059	89.4	768	10	758
Wilton	10,283	9,115	88.6	1,214	8	1,206
Wolcott	7,589	6,575	86.6	336	0	336
Totals	297,381	248,032	83.4	17,524	214	17,310

*Including "Presidential" and "Overseas" voters.

ELECTION DAY REGISTRATION, TURNOUT, AND ABSENTEE
BALLOT STATISTICS, NOVEMBER 6, 1984
SIXTH CONGRESSIONAL DISTRICT

TOWNS	*Whole number of names on registry list	*Whole number checked as having voted	Percent- age checked as having voted	Number of absentee ballots received from town clerk	Number of absentee ballots rejected	Number of absentee ballots voted
Avon	8,256	7,407	89.7	690	3	687
Barkhamsted	1,812	1,520	83.9	78	3	75
Bethlehem	1,770	1,558	88.0	126	3	123
Bridgewater	1,105	995	90.0	103	1	102
Bristol	31,198	25,182	80.7	1,350	20	1,330
Burlington	3,500	2,970	84.9	133	1	132
Canaan	642	550	85.7	58	1	57
Canton	5,011	4,380	87.4	321	1	320
Colebrook	841	730	86.8	59	1	58
Cornwall	888	798	89.9	125	0	125
East Granby	2,672	2,307	86.3	158	1	157
Enfield	23,753	18,008	75.8	806	26	780
Farmington	11,465	9,620	83.9	763	13	750
Goshen	1,263	1,103	87.3	111	4	107
Granby	5,100	4,472	87.7	330	1	329
Hartland	938	793	84.5	41	1	40
Harwinton	2,942	2,577	87.6	123	0	123
Kent	1,560	1,367	87.6	205	3	202
Litchfield	5,085	4,171	82.0	318	2	316
Morris	1,238	1,037	83.8	96	3	93
New Britain	36,591	29,198	79.8	1,322	13	1,309
New Fairfield	6,946	6,049	87.1	434	1	433
New Hartford	3,474	2,739	78.8	156	1	155
New Milford	10,399	8,772	84.4	655	11	644
Norfolk	1,180	1,027	87.0	156	3	153
North Canaan	1,855	1,603	86.4	186	2	184
Plainville	8,758	7,538	86.1	310	4	306
Plymouth	5,825	4,925	84.5	159	5	154
Roxbury	1,129	1,026	90.9	142	0	142
Salisbury	2,828	2,382	84.2	333	2	331
Sharon	1,889	1,491	78.9	196	0	196
Sherman	1,531	1,346	87.9	162	0	162
Simsbury	14,175	12,523	88.3	1,169	7	1,162
Somers	4,780	3,944	82.5	259	0	259
Southbury	8,966	7,763	86.6	651	3	648
Southington	19,883	16,546	83.2	729	5	724
Suffield	6,448	5,598	86.8	435	6	429
Thomaston	3,983	3,355	84.2	214	5	209
Torrington	18,579	15,256	82.1	1,021	6	1,015
Warren	753	593	78.8	66	0	66
Washington	2,315	1,965	84.9	196	1	195
Watertown	11,568	9,431	81.5	547	2	545
Winchester	6,239	5,275	84.5	654	2	652
Windsor Locks	7,699	6,193	80.4	327	3	324
Woodbury	4,830	4,204	87.0	347	2	345
Totals	303,662	252,287	83.1	16,820	172	16,648

*Including "Presidential" and "Overseas" voters.

STATE OF CONNECTICUT
OFFICE OF THE SECRETARY OF THE STATE

We the undersigned, having canvassed the Returns of the Presiding Officers of the Electors' Meetings in the several towns of this State, hereby declare the following named persons to be chosen and appointed Electors of President and Vice President of the United States.

Dorothy Archibald

Sylvio F. Preli

George Bennett

Edward J. Seder


Edward H. Simpson

John H. Miller

Joseph W. Choinski

Cynthia P. Rubican


Dated in Hartford, Connecticut
this twenty eighth day of November
Nineteen Hundred Eighty Four



Julia H. Tashjian
Secretary of the State



Henry E. Parker
Treasurer




Lawrence J. Cacciola
Deputy Comptroller

STATE OF CONNECTICUT
OFFICE OF THE SECRETARY OF THE STATE


We, the undersigned, having canvassed the Returns of the Presiding Officers of the Electors' Meetings in the towns comprising the several Congressional Districts of this State, hereby declare the following named persons elected REPRESENTATIVES in the NINETY NINTH CONGRESS of the United States for the term of two years from 12:00 noon on the 3rd day of January Nineteen Hundred Eighty Five:

<u>DISTRICT NUMBER</u>	<u>NAME</u>
1	BARBARA BAILEY KENNELLY
2	SAMUEL GEJDENSON
3	BRUCE A. MORRISON
4	STEWART B. MCKINNEY
5	JOHN G. ROWLAND
6	NANCY L. JOHNSON


Dated in Hartford, Connecticut
this twenty eighth day of November
Nineteen Hundred Eighty Four



Julia H. Tashjian
Secretary of the State



Henry E. Parker
Treasurer




Lawrence J. Cacciola
Deputy Comptroller

STATE OF CONNECTICUT
OFFICE OF THE SECRETARY OF THE STATE

We, the undersigned, having canvassed the Returns of the Presiding Officers of the Electors' Meetings in the towns comprising the different Senatorial Districts of this state, hereby declare the following named persons duly elected STATE SENATORS for the term of two years from the Wednesday following the first Monday of January, Nineteen Hundred Eighty Five.

<u>DISTRICT NUMBER</u>	<u>NAME</u>	<u>DISTRICT NUMBER</u>	<u>NAME</u>
1	WILLIAM A. DIBELLA	19	ERIC H. BENSON
2	FRANK D. BARROWS	20	PIERCE F. CONNAIR
3	JOHN B. LARSON	21	GEORGE L. GUNTHER
4	CARL A. ZINSSER	22	LEE SCARPETTI
5	ANNE P. STREETER	23	MARGARET E. MORION
6	JOSEPH H. HARPER, JR.	24	ROBERT T. MILLER
7	CORNELIUS O'LEARY	25	ANDREW J. SANTANIELLO
8	REGINALD J. SMITH	26	JOHN G. MATTHEWS
9	RICHARD B. JOHNSTON	27	ANTHONY D. TRUGLIA
10	JOHN C. DANIELS	28	FRED H. LOVEGROVE, JR.
11	ANTHONY V. AVALLONE	29	KEVIN P. JOHNSTON
12	RICHARD S. EATON	30	M. ADELA EADS
13	AMELIA P. MUSTONE	31	STEVEN C. CASEY
14	THOMAS SCOTT	32	JAMIE McLAUGHLIN
15	THOMAS F. UPSON	33	KENNETH T. HAMPTON
16	JOSEPH C. MARKLEY	34	PHILIP S. ROBERTSON
17	JOHN F. CONSOLI	35	JAMES D. GIULIETTI
18	DONALD SCHOOLCRAFT	36	MICHAEL L. MORANO

Dated in Hartford, Connecticut
this twenty eighth day of November
Nineteen Hundred Eighty Four


Julia H. Tashjian
Secretary of the State


Henry E. Parker
Treasurer


Lawrence J. Cacciola
Deputy Comptroller

STATE OF CONNECTICUT
OFFICE OF THE SECRETARY OF THE STATE


We, the undersigned, having canvassed the Returns of the Presiding Officers of the Electors' Meetings in the towns comprising the different Assembly Districts of this state, hereby declare the following named persons duly elected STATE REPRESENTATIVES for the term of two years from the Wednesday following the first Monday of January, Nineteen Hundred Eighty Five.

<u>DISTRICT NUMBER</u>	<u>NAME</u>	<u>DISTRICT NUMBER</u>	<u>NAME</u>
1	ERIC D. COLEMAN	28	ROBERT G. GILLIGAN
2	THOMAS D. RITTER	29	RICHARD D. TULISANO
3	ARTHUR A. BROUILLET, JR.	30	LOREN E. DICKINSON
4	FELIX J. KASKY	31	ROBERT D. BOWDEN
5	ANTHONY J. PALERMINO	32	ROBERT F. JAHN
6	ABRAHAM L. GILES	33	PAUL GIONFRIDDO
7	CARRIE SAXON PERRY	34	DEAN MARKHAM
8	EDITH G. PRAGUE	35	SIDNEY J. HOLBROOK
9	DONALD F. BATES	36	JOHN J. TIFFANY II
10	TIMOTHY J. MOYNIHAN	37	MARK HEALEY POWERS
11	RICHARD TORPEY	38	JANET POLINSKY
12	JAMES R. McCAVANAGH	39	WILLIAM J. CIBES, JR.
13	ELSIE L. SWENSSON	40	PHILIP H. TUTHILL
14	JOHN J. WOODCOCK III	41	MURIEL W. BUCKLEY
15	NAOMI K. COHEN	42	GLENN N. ARTHUR
16	JAMES T. FLEMING	43	FRANK TUREK
17	BEATRICE K. MURDOCK	44	GERALDINE ELLIOTT
18	MILES RAPOPORT	45	DAVID ANDERSON
19	ROBERT FARR	46	PETER A. NYSTROM
20	MAUREEN MURPHY BARONIAN	47	PETER V. CUPRAK
21	WILLIAM L. WOLLENBERG	48	KENNETH L. PRZYBYSZ
22	PAULINE KEZER	49	ANDREW J. CAREY III
23	WILLIAM P. CANDELORI	50	JOHN T. SAVAGE
24	IRENE B. FAVREAU	51	THEODORE A. GAGNE, JR.
25	RAYMOND M. H. JOYCE	52	JOHN D. MORDASKY
26	STANLEY J. KRAWIEC	53	MICHAEL HELFGOTT
27	RICHARD J. BALDUCCI	54	JONATHAN W. PELTO

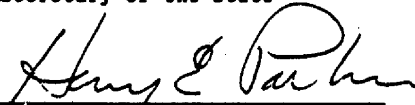
<u>DISTRICT NUMBER</u>	<u>NAME</u>	<u>DISTRICT NUMBER</u>	<u>NAME</u>
55	J. PETER FUSSCAS	89	DAVID O. THORP
56	ROBERT B. HURD	90	CARLETON J. BENSON
57	TERESALEE BERTINUSON	91	RONALD SMOKO
58	FREDERICK A. GELSI	92	PATRICIA A. DILLON
59	WILLIAM KINER	93	IRVING J. STOLBERG
60	DAVID J. WENC	94	WILLIAM R. DYSON
61	RUTH C. FAHRBACH	95	WALTER S. BROOKS
62	OTTO C. NEUMANN	96	MARTIN M. LOONEY
63	ANTHONY J. MANIA	97	ROBERT J. HAUSER, JR.
64	JOSEPH N. RUWET	98	FRANCIS X. O'NEILL, JR.
65	GEORGE P. AVITABILE	99	PAUL KARBOWSKI
66	MICHAEL D. RYBAK	100	DAVID LAVINE
67	OSKAR G. ROGG	101	LINDA N. EMMONS
68	HERBERT A. DARLING	102	PEGGY BECKETT-RINKER
69	CAROL A. HERSKOWITZ	103	PETER M. LEARNER
70	GERALD M. NOONAN	104	TOM DUDCHIK
71	NORMA L. CAPPELLETTI	105	GEORGE P. BASSING
72	MAURICE B. MOSLEY	106	MAE S. SCHMIDLE
73	JOAN V. HARTLEY	107	M. JODI RELL
74	LOUIS ORSINI	108	NORMA GYLE
75	WILLIAM J. SCULLY, JR.	109	LYNN H. TABORSAK
76	FRANCIS J. CARPENTER	110	PAUL J. GARAVEL
77	STEPHEN J. DUFFY	111	MARTHA D. ROTHMAN
78	EDWARD C. KRAWIECKI, JR.	112	ADELE KUSNITZ
79	CRAIG P. TAYLOR	113	RICHARD O. BELDEN
80	EUGENE A. MIGLIARO, JR.	114	ALAN SCHLESINGER
81	ANGELO FUSCO	115	JOSEPH D. NARDINI
82	RICHARD P. ANTONETTI	116	JOSEPH A. ADAMO
83	JOHN ZAJAC, JR.	117	RAYMOND V. COLLINS, JR.
84	BENJAMIN N. DeZINNO, JR.	118	TIMOTHY J. CASEY
85	MARY M. MUSHINSKY	119	GERARD B. PATTON
86	ROBERT M. WARD	120	J. VINCENT CHASE
87	PAUL D. ABERCROMBIE	121	ROBERT F. FRANKEL
88	HOWARD L. LUPPI	122	ROBERT G. JAEKLE

<u>DISTRICT NUMBER</u>	<u>NAME</u>	<u>DISTRICT NUMBER</u>	<u>NAME</u>
123	MORAG L. VANCE	138	LAWRENCE ANASTASIA, JR.
124	CLEMENT YOUNG	139	JACOB P. RUDOLF
125	GABRIEL J. BIAFORE	140	JANET MARSICO MILLS
126	ROBERT T. KEELEY, JR.	141	R. E. VAN NORSTRAND
127	JOHN M. VARRONE	142	MARILYN M. ROCHE
128	MARIO TESTA	143	LESLIE T. YOUNG
129	CASEY DALY	144	JOHN WAYNE FOX
130	JOSE C. LUGO	145	RICHARD BLUMENTHAL
131	RICHARD FOLEY, JR.	146	MOIRA K. LYONS
132	JOHN G. METSOPOULOS	147	CHRISTOPHER SHAYS
133	ELINOR F. WILBER	148	RICHARD H. G. CUNNINGHAM
134	CHRISTINE M. NIEDERMEIER	149	MICHAEL D. FLINN
135	ALICE V. MEYER	150	DOROTHY K. OSLER
136	JULIE D. BELAGA	151	EMIL V. BENVENUTO
137	FRANK ESPOSITO, JR.		


Dated in Hartford, Connecticut
this twenty eighth day of November
Nineteen Hundred Eighty Four



Julia H. Tashjian
Secretary of the State



Henry E. Parker
Treasurer



Lawrence J. Cacciola
Deputy Comptroller

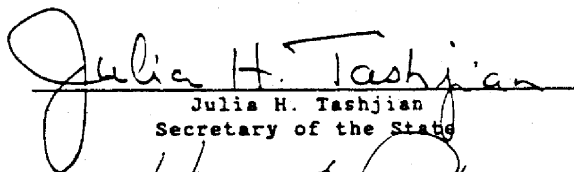
STATE OF CONNECTICUT

OFFICE OF THE SECRETARY OF THE STATE


We, the undersigned, having canvassed the Returns of the Presiding Officers of the Electors' Meetings in the several towns of this State hereby declare that a majority of the electors present and voting on the following proposed AMENDMENTS TO THE CONSTITUTION OF THE STATE OF CONNECTICUT approved the same; and that such proposed amendments are therefore valid to all intents and purposes as a part of the CONSTITUTION OF THE STATE OF CONNECTICUT, in accordance with ARTICLE TWELFTH thereof :

1. For the constitutional amendment prohibiting discrimination against a person because of his or her physical or mental disability;
2. For the constitutional amendment to provide a procedure for the lieutenant-governor to exercise the powers and perform the duties of the office of governor when the governor is unable to do so;
3. For the constitutional amendment to establish a division of criminal justice within the executive department and to provide for the appointment of state's attorneys by a criminal justice commission.


Dated in Hartford, Connecticut
this twenty eighth day of November
Nineteen Hundred Eighty Four



Julia H. Tashjian
Secretary of the State



Henry E. Parker
Treasurer



Lawrence J. Cacciola
Deputy Comptroller

Back of Pamphlet Intentionally Left Blank

End of File