



*Presented by:
Len Wallace
EPA Region 1*

*Diane Duva
Lisa Lawson
Peter Zach
Connecticut*



EPA Tier2 Submit Software Demonstration for Connecticut Facilities

*January 26
11:00 AM – 12:00 PM EST*

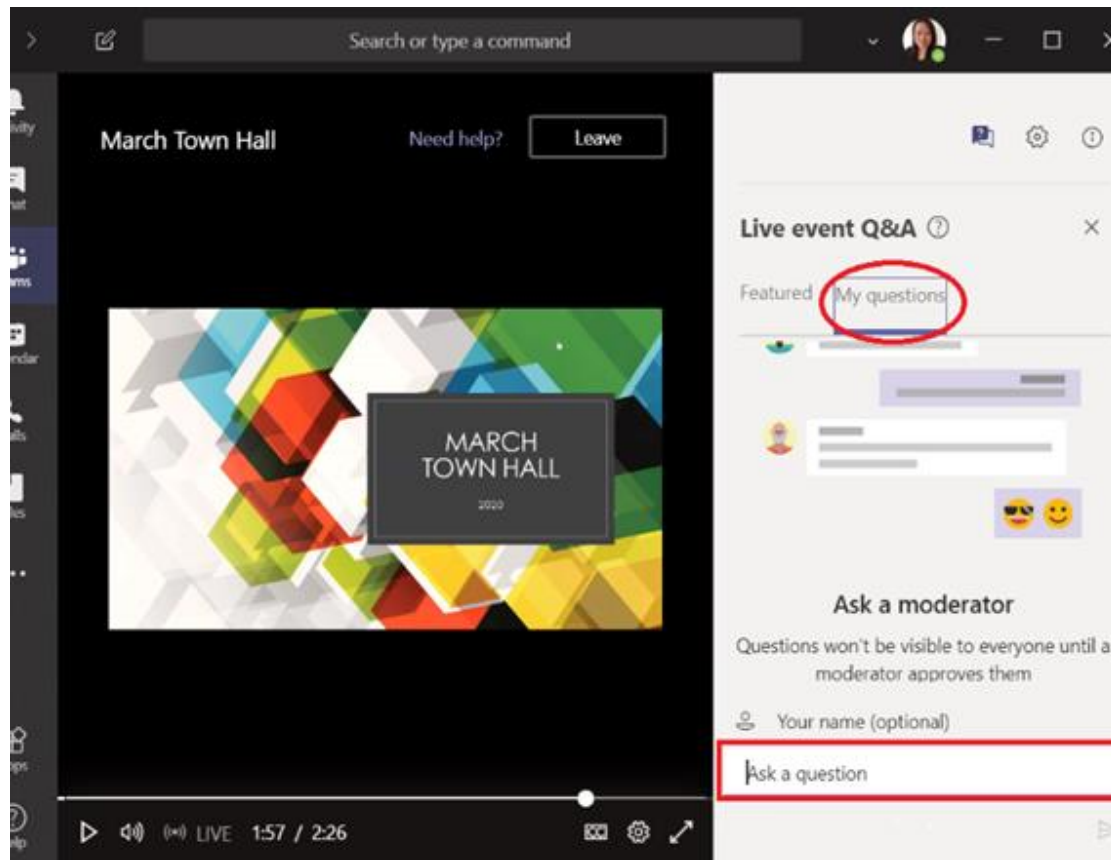


Webinar Logistics

- ✓ Audio connection via computer only
- ✓ All attendees will be muted throughout the broadcast
- ✓ There may be some delays due to internet connections – please bear with us!
- ✓ Please send us your feedback by filling out the short **Google Form** linked from the **Q&A** section



HOW TO SUBMIT QUESTIONS/ COMMENTS



- During the event, select **My Questions** on the right-hand side of the screen.
- Scroll down and enter your question into the text box.
- Select the **send** button to submit.

DISCLAIMER

The information presented in this webinar is intended solely to help parties understand the obligations and requirements imposed by EPCRA Tier 2 reporting. This webinar does not constitute EPA policy. Mention of trade names or commercial products does not constitute endorsement or recommendation of use.

Links to non-EPA websites are provided solely as a pointer to information that might be useful to the public and do not imply any official EPA endorsement of or a responsibility for the opinions, ideas, data or products presented at those locations or guarantee the validity of the information provided.

AGENDA

- Introduction
- State-Specific Tier II Reporting Information
- EPA Tier2 Submit Software Demonstration
- EPCRA Tier II Reporting Resources
- Q & A Session

EPCRA Overview

SECTION	COVERAGE/ TOPIC	REQUIREMENT	RELEVANT CHEMICAL LIST	THRESHOLDS	SUBMIT TO:
301-303	Emergency Planning	LEPC Emergency Plan, EHS Notification	356 Extremely Hazardous Substance	Specified Threshold Planning Quantities (TPQ: 1 - 10,000 #)	SERC/TERC LEPC/TEPC
304	Emergency Notification	Accidental Release Reporting	EHS and CERCLA 102(a) Substance	Specified Reportable Quantities	SERC/TERC LEPC/TEPC
311	Hazardous Chemical Inventory	SDS (MSDS) or List of Chemicals	OSHA Hazardous Chemicals (No Specific List)	10,000 #, or, if EHS, 500 #, or TPQ - whichever is lower	SERC/TERC LEPC/TEPC Local Fire Dept
312	Hazardous Chemical Inventory	Inventories, Hazards, and Locations (Tier I and II)	OSHA Hazardous Chemicals (No Specific List)	10,000 #, or, if EHS, 500 #, or TPQ - whichever is lower	SERC/TERC LEPC/TEPC Local Fire Dept
313	Toxic Chemical Release Reporting	Total Annual Release, Waste Management, & Source Reduction Data - PPA (Form R)	Over 600 Toxic Chemicals and Chemical Categories	25,000 # manufactured or processed; 10,000 # otherwise used	EPA State

EPA Region 1 Video Series on EPCRA and CAA RMP/GDC

1. Introduction to Facility Hazards and Chemical Safety



2. EPCRA Sections 301-303: Emergency Planning with your SERC/TERC/LEPC



3. EPCRA Section 304: Reporting Accidents and Continuous Releases



4. EPCRA Sections 311-312: Tier II Reporting and Tier2 Submit Software

Watch on YouTube:

https://www.youtube.com/playlist?list=PLvC8kUCteU1_N54sCAD6b-dsE2ocYybws

EPCRA Tier II Acronyms



EHS - Extremely Hazardous Substance



TPQ - Threshold Planning Quantity




SDS - Safety Data Sheet



MSDS - Material Safety Data Sheet
(now SDS)

Connecticut State-Specific Information

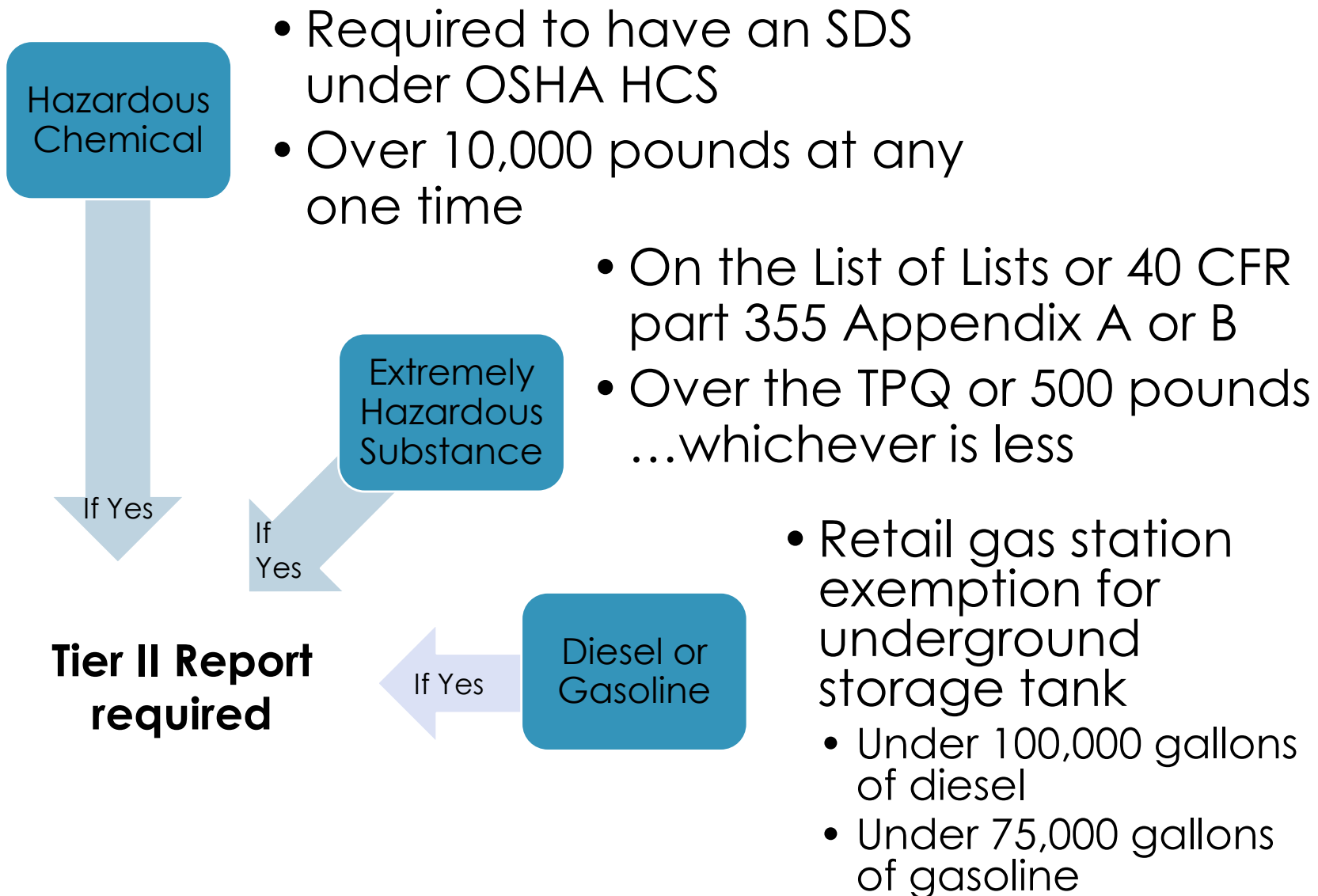
About EPCRA Tier II Reporting



Tier2 Submit

EPA Software Demonstration

Do you need to submit a Tier II report?



In Tier2 Submit,

you add or verify chemicals you are required to report: **Hazardous Chemicals, Extremely Hazardous Substances**, or a mixture containing these chemicals.

- **Hazardous Chemicals** require OSHA Safety Data Sheets (SDSs)
- **Extremely Hazardous Substances (EHSs)** are identified in the EPA List of Lists
- CAMEO Chemicals can be used to search for EHSs: <https://cameochemicals.noaa.gov/>

NAME	CAS/313 Category Codes	Section 302 (EHS) TPQ	Section 304 EHS RQ	CERCLA RQ	Section 313	RCRA CODE	CAA 112(r) TQ
Cadmium ++	7440-43-9			10	313		
Chromium ++	7440-47-3			5,000	313		
Cobalt	7440-48-4				313		
Copper ++	7440-50-8			5,000	313		
Vanadium (except when contained in an alloy)	7440-62-2				313		
Zinc (fume or dust)	7440-66-6			1,000	313		
Zinc ++	7440-66-6			1,000			
Selenium dioxide	7446-08-4						
Sulfur dioxide	7446-09-5	500	50				
Sulfur dioxide (anhydrous)	7446-09-5	500	50				
Sulfur trioxide	7446-11-9	100	10				
Lead sulfate	7446-14-2						
Thallium(I) sulfate	7446-18-6	100/10,000	10				
Thallous sulfate	7446-18-6	100/10,000	10				
Lead phosphate	7446-27-7						
Cupric chloride	7447-39-4						
Mercuric chloride	7487-94-7	500/10,000	50				
Selenium sulfide	7488-56-4						
6-Nitrochrysene	7496-02-8						
Titanium chloride (TiCl ₄) (T-4)-	7550-45-0	100	1,00				
Titanium tetrachloride	7550-45-0	100	1,00				
Sodium phosphate, dibasic	7558-79-4						
Lithium hydride	7580-67-8	100	10				
Sodium phosphate, tribasic	7601-54-9						
Sodium arsenate	7631-89-2	1,000/10,000					
Sodium bisulfite	7631-90-5						
Sodium nitrite	7632-00-0						
Borane, trifluoro-	7637-07-2	500	50				
Boron trifluoride	7637-07-2	500	50				
Lead arsenate	7645-25-2						
Zinc chloride	7646-85-7						
Hydrochloric acid	7647-01-0						
Hydrochloric acid (conc 37% or greater)	7647-01-0						
Hydrochloric acid (aerosol forms only)	7647-01-0						
Hydrogen chloride (anhydrous)	7647-01-0	500	5,00				
Hydrogen chloride (gas only)	7647-01-0	500	5,00				
Antimony pentachloride	7647-18-9						
Phosphoric acid	7664-38-2						
Hydrofluoric acid	7664-39-3	100	10				
Hydrofluoric acid (conc. 50% or greater)	7664-39-3	100	10				
Hydrogen fluoride	7664-39-3	100	10				
Hydrogen fluoride (anhydrous)	7664-39-3	100	10				
Ammonia	7664-41-7	500	10				
Ammonia (anhydrous)	7664-41-7	500	10				
Ammonia (conc 20% or greater)	7664-41-7						



United States
Environmental Protection
Agency

Office of Land
and
Emergency Management

EPA 550-B-20-001
August 2020
www.epa.gov/epcra

LIST OF LISTS

Consolidated List of Chemicals
Subject to the Emergency
Planning and Community Right-
To-Know Act (EPCRA),
Comprehensive Environmental
Response, Compensation and
Liability Act (CERCLA) and
Section 112(r) of the Clean Air Act

- EPCRA Section 302 Extremely Hazardous Substances
- CERCLA Hazardous Substances
- EPCRA Section 313 Toxic Chemicals
- CAA 112(r) Regulated Chemicals for Accidental Release Prevention

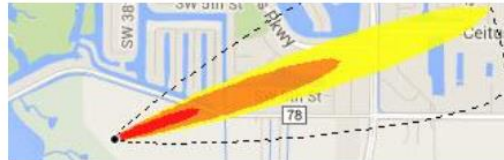
Computer-Aided Management of Emergency Operations (CAMEO)

CAMEO®



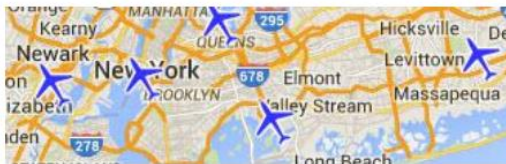
- [What is CAMEO?](#)
- [Download CAMEOfm](#)
- [Download CAMEO Chemicals](#)

ALOHA®



- [Download ALOHA](#)

MARPLOT®



- [Download MARPLOT](#)
- [Geospatial Data Sources](#)

Training and Resources

Training

Knowledge, competencies, professional development, and teaching of vocational or practical skills provides the foundation for the workforce.

- [CAMEO Training and Events](#)
- [Online Resources](#)

<https://www.epa.gov/cameo>

Regulatory Information

[What is this information?](#) ▶

EPA Consolidated List of Lists

Regulatory Name	CAS Number/ 313 Category Code	EPCRA 302 EHS TPQ	EPCRA 304 EHS RQ	CERCLA RQ	EPCRA 313 TRI	RCRA Code	CAA 112 (r) RMP TQ
Ammonia	7664-41-7	500 pounds	100 pounds	100 pounds			
Ammonia (anhydrous)	7664-41-7	500 pounds	100 pounds	100 pounds	X		10000 pounds
Ammonia (conc 20% or greater)	7664-41-7			see ammonium hydroxide	X		20000 pounds
Ammonia (includes anhydrous ammonia and aqueous ammonia from water dissociable ammonium salts and other sources; 10 percent of total aqueous ammonia is reportable under this listing)	7664-41-7				313		

"X" indicates that this is a second name for an EPCRA section 313 chemical already included on this consolidated list. May also indicate that the same chemical with the same CAS number appears on another list with a different chemical name.

(EPA List of Lists, 2015)

DHS Chemical Facility Anti-Terrorism Standards (CFATS)

Chemical of Interest	CAS Number	RELEASE			THEFT			SABOTAGE		
		Min Conc	STQ	Security Issue	Min Conc	STQ	Security Issue	Min Conc	STQ	Security Issue
Ammonia (anhydrous)	7664-41-7	1.00 %	10000 pounds	toxic						
Ammonia (conc. 20% or greater)	7664-41-7	20.00 %	20000 pounds	toxic						

(DHS, 2007)

OSHA Process Safety Management (PSM) Standard List

Chemical Name	CAS Number	Threshold Quantity (TQ)
Ammonia solutions (>44% ammonia by weight)	7664-41-7	15000 pounds
Ammonia, Anhydrous	7664-41-7	10000 pounds

(OSHA, 2011)

CAMEO Chemicals

<http://www.cameochemicals.noaa.gov/>

Where do I find this year's Tier2 Submit Software?

Tier2 Submit Software

The newest version of Tier2 Submit™ is for Reporting Year 2020.

Completed [Tier II forms](#) are due by March 1, 2021. Refer to the [reporting requirements for your state](#) for submission details. EPA developed Tier2 Submit to help facilities prepare an electronic chemical inventory report. Many states accept Tier2 Submit, and the Tier II chemical inventory data can also be exported into the [CAMEO Data Manager](#) emergency planning software.

Downloading Tier2 Submit 2020

Read the [terms and conditions](#) for information on using Tier2 Submit.

[Download Tier2 Submit 2020 for Windows](#) (62 MB, Dec 2020)

[Download Tier2 Submit 2020 for Macintosh](#) (91 MB, Dec 2020)

The Windows version can be run on Windows 7, Windows 8.1, and Windows 10 operating systems. The Macintosh version can be run on High Sierra (10.13), Mojave (10.14), Catalina (10.15), and Big Sur (11) operating systems. Operating systems not listed here have not been tested and are not supported.

If you have questions about reporting, please see: [Tier II Chemical Inventory Reporting](#).


Tier2 Submit Tutorial

A [tutorial](#) on how to submit your Tier II forms using Tier2 Submit software is now available.

Physical and Health Hazards Cross-Walk

Fact Sheet: [Safety Data Sheets with New OSHA Physical and Health Hazard Classes and Tier II Reporting](#)

<https://www.epa.gov/epcra/tier2-submit-software>




What has changed?

- Added the ability to export files divided by field values
- Added the ability to export PDF files sorted by field
- Added an advanced import feature, through which the user can opt to see all import warnings at the end of the import session
- Changed attachment upload process to allow users to attach more than one file at a time
- Enhanced the Find on Page feature
- Added red boxes around invalid fields
- Added a link to view the data folder location
- Smoothed the visual re-ordering of sub-records
- Updated state-specific fields
- Fixed several bugs
- Revised the help topics

Import your 2019 file from last year

Quick Guide



Step 1: Import last year's data or create a new facility

To get started, click "Import" to import last year's data, or click the "Add a New Facility" icon  to add a new facility record.

Enter the required data for the facility, its contacts, and its chemicals. Data is automatically saved as you enter it.

Quick Guide

Step 2: Correct validation errors and warnings

The red  and yellow  icons in the Facilities, Contacts, and Chemical Inventory list indicate errors and warnings. Click these icon to see the problems.

You must fix all errors before creating a submission file.

Quick Guide

Step 3: Create a submission file

Click "Export/Submit" and choose "Create a submission file (.t2s) to submit to your state." Select the facilities to be included in the submission file, most commonly all of your facilities.

The program does a final check of your data before writing it to the file you specify.

Quick Guide

Step 4: Send your submission file to your state

Follow your [state's instructions](#) for how to submit the .t2s file you created to meet your reporting requirements.

Also save the .t2s file to a safe backup location. You will use this file as the starting data for next year's Tier2 Submit report.

Quick Guide

Step 5: Make a .pdf file for your records

Click "Export/Submit" and choose "Create another kind of export file" and "Create a .pdf file." Select the facilities to be included in the .pdf file, most commonly all of your facilities.

The program writes the data to the .pdf file you specify. You can print this file and archive it as a printed record of what you submitted.

Create the electronic submission file.

You are not finished yet!

You must submit the Tier2 Submit file directly to your state. Tier2 Submit does not send it anywhere. It stores it on your computer for you to send.

Each state is unique - specific instructions for your state are [here](#). Check your state each year for Tier2 Submit instructions, as they may change.

Submit Tier II Report

Submit

Submit Tier II report(s) annually on or before March 1 for previous calendar year

Submit

Submit original list within 90 days of exceeding reporting thresholds

Update

Update submission within 90 days of obtaining significant new information including new chemicals

Submit Tier II Report to:

Submit	SERC and/or TERC
--------	------------------

Submit	LEPC and/or TEPC
--------	------------------

Submit	Local Fire Department
--------	-----------------------

Download Tier2 Submit software:

<https://www.epa.gov/epcra/tier2-submit-software>

Tier2 Submit Tutorial:

<https://www.epa.gov/epcra/tier2-submit-tutorial>

EPA New England EPCRA Tier2 Submit Trainings and Q&A sessions:

<https://www.epa.gov/epcra/emergency-planning-and-community-right-know-act-epcra-workshops-new-england>

EPA Tier2 Submit Software Resources

EPA Region 1 Video Series on EPCRA and CAA RMP/GDC

1. Introduction to Facility Hazards and Chemical Safety



2. EPCRA Sections 301-303: Emergency Planning with your SERC/TERC/LEPC



3. EPCRA Section 304: Reporting Accidents and Continuous Releases



4. EPCRA Sections 311-312: Tier II Reporting and Tier2 Submit Software

Watch on YouTube:

https://www.youtube.com/playlist?list=PLvC8kUCteU1_N54sCAD6b-dsE2ocYybws

State Tier 2 reporting procedures and requirements:

<https://www.epa.gov/epcra/state-tier-ii-reporting-requirements-and-procedures>.

EPCRA Quick Reference Fact Sheet, Fall 2020

https://www.epa.gov/sites/production/files/2020-10/documents/epcra_quick_reference_fact_sheet.pdf

Guide to EPCRA, Fall 2020

https://www.epa.gov/sites/production/files/2020-10/documents/guide_to_epcra.pdf

Ice Rinks Emergency Planning and Community Right-To-Know Act fact sheet, November 2019

https://www.epa.gov/sites/production/files/2019-11/documents/epcra_ice_rink_ammoniafs6.pdf

EPCRA Tier II Factsheets and Resources

Remember:
the
deadline to
submit
completed
Tier II
forms is
March 1st
of every
year.

- ▶ EPA Web Portal for further questions:
<https://emergencymanagement.zendesk.com/hc/en-us/sections/202347817?page=1#articles>
- ▶ The EPCRA, RMP and Oil Information Center
 - ▶ 1-800-424-9346
- ▶ The RMP Reporting Center for Tier2 Submit Assistance
 - ▶ 703-227-7650
RMPPRC@epacdx.net

If there is an accidental release over the reporting threshold

Notify these three:

1. **Local (LEPC/TEPC):** 911
2. **State (SERC/TERC):**
 - ▶ Connecticut 860-424-3338
 - ▶ Maine 800-452-4664
 - ▶ Massachusetts 888-304-1133
 - ▶ New Hampshire 800-852-3411
 - ▶ Rhode Island 401-222-3070 (24 hrs)
 - ▶ Vermont 800-641-5005
3. **National Response Center:** 800-424-8802

U.S. Chemical Safety Board

The CSB's reporting rule requires prompt reports to the CSB from owners or operators of facilities that experience an accidental release of a regulated substance or extremely hazardous substance that results in a death, serious injury or substantial property damage.

You are required to report an accidental release within eight hours of a qualifying event (40 C.F.R. §1604) in one of three ways:

1. Contact the CSB by telephone at 202-261-7600 and answer a series of questions
2. Fill out and submit a form with appropriate response to the CSB by email to report@csb.gov
3. If you have submitted a report to the National Response Center for the same incident under CERCLA, email the CSB with the NRC report identification number, no CSB form required

The Form:

https://www.csb.gov/assets/1/6/revision_5_fillable_ombapprovedreportformandinstructions_08052020.pdf

- ▶ Web based “eDisclosure” portal launched December 2015
- ▶ Allows entities to promptly disclose violations and submit compliance certification under EPA’s Audit policy
- ▶ eDisclosure:
<https://www.epa.gov/compliance/epas-edisclosure>
- ▶ EPA Audit Policy:
<https://www.epa.gov/compliance/epas-audit-policy>

EPA eDisclosure

Questions?

Len Wallace, EPA Region 1

617-918-1835

Wallace.Len@epa.gov

Janet Bowen, EPA Region 1

617-918-1795

Bowen.Janet@epa.gov

