

The Student Readiness Check

Student Readiness Check Screen-by-Screen

Purpose

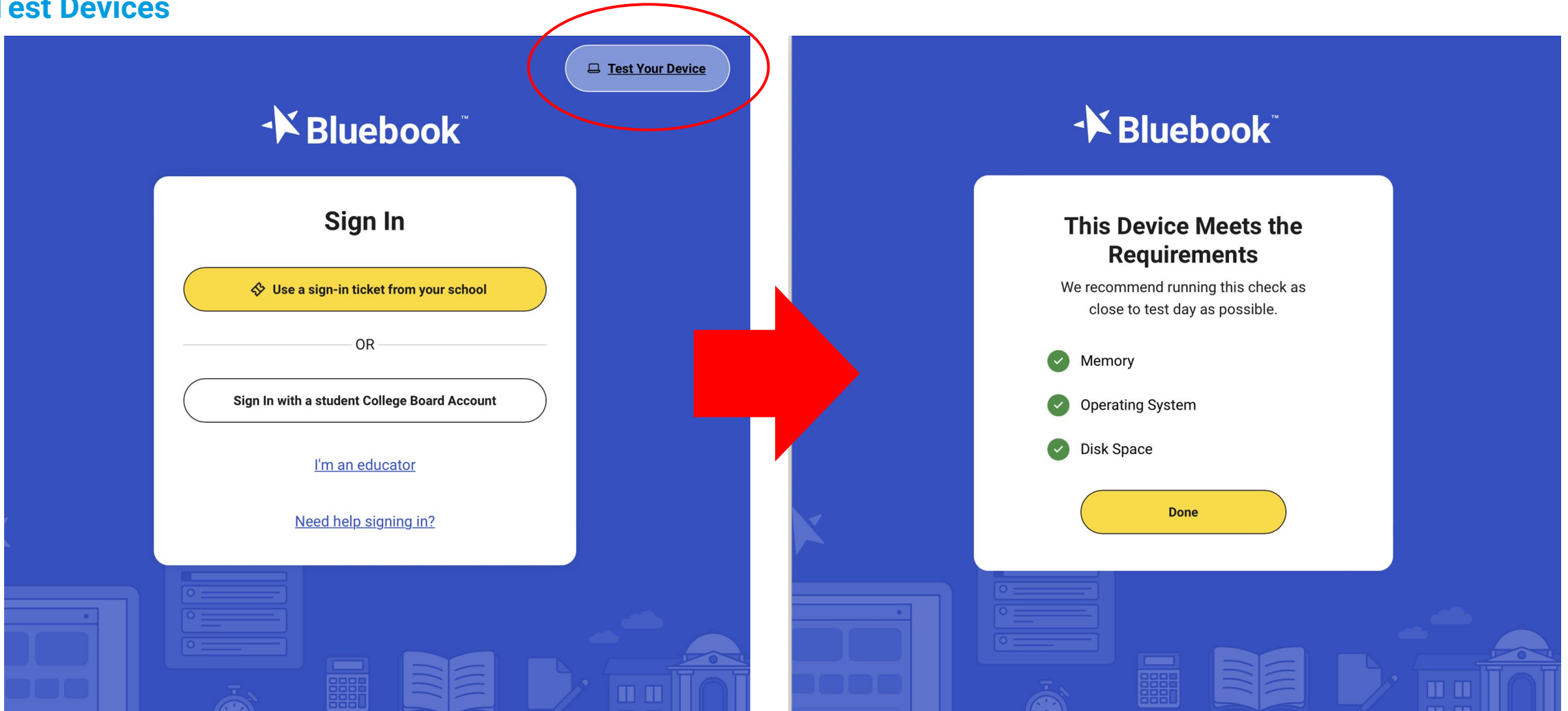
- Ensure testing devices meet technical requirements.
- Ensure Bluebook™ is installed correctly.
- Complete Exam Set-Up process.
 - Review privacy policy and use of this app statement.
 - Opt into BigFuture School and Connections opportunities if desired.
 - Add Free Score Sends for SAT.
- Explore platform functions and universal accessibility features.
- Receive Test Preview with sample questions and see how to access Full-Length Practice Tests equipped with student's specific accommodations if applicable.

5 – 10 Minutes
Required before
testing

Recommended 20
Minutes - Optional

Student Readiness Check- Test Your Device


1. Test Devices



Student Readiness Check- Sign In Tickets

2. Distribute Sign-In Tickets

Sign-In Ticket



Test: Test Automation In-School SAT Digital

Room: Room 10: Monitoring Dashboard Tests

Name: Laurie M. Abbott

Date of Birth: 12/15/2004

STUDENT INSTRUCTIONS

Before test day, sign in to Bluebook during the digital readiness check. You don't need to enter a room code or start code.

On test day, as soon as you're seated, sign in and complete check-in.

User ID

Registration Number

Student Readiness Check- Sign In

3. Student signs into Bluebook™ using Sign-In Ticket Credentials

The image shows two screenshots of the Bluebook sign-in process. The first screenshot shows the 'Sign In' screen with a yellow button 'Use a sign-in ticket from your school' highlighted by a red arrow. The second screenshot shows the 'Sign In With a Ticket from your School' screen with input fields for 'User ID' and 'Registration Number'.

Bluebook™ Sign In

[Test Your Device](#)

Sign In

[Use a sign-in ticket from your school](#)

OR

[Sign In with a student College Board Account](#)

[I'm an educator](#)

[Need help signing in?](#)

Bluebook™ Sign In With a Ticket from your School

[Back](#)

User ID

Registration Number

[Submit](#)

[Need help signing in?](#)

Student Readiness Check- Privacy Policy

4. Review privacy policy and use of this app statement

Privacy Policy and Use of This App

Welcome to Bluebook™ (the "Exam App").

This Exam App and all of its content, features and functionality are property of College Board and/or its licensors and are protected by copyright laws. You may only use the Exam App for its intended purposes. You are prohibited from taking screenshots in the Exam App and from attempting to reverse engineer, decompile, or otherwise attempt to reproduce, tamper with, or compromise the security of the Exam App in any way.

We (College Board) are committed to protecting your privacy. Please review our Privacy Policies at privacy.collegeboard.org. You can also read the Privacy Statement under Help on the Bluebook homepage.

- Device Data: When you download and use the Exam App, College Board will receive certain information about your device, including device type, operating system type and version, applications and processes running on your device, Internet Protocol (IP) address, screen size and resolution, number of screens, available memory, storage and disk bytes, disk mount type and size, battery level, and

Back

Step 1 of 1

Next

Student Readiness Check- Start Exam Setup

5. Start Exam Set-Up

The screenshot displays the Bluebook Student Readiness Check interface. At the top, the Bluebook logo is on the left, and the user's name 'Stella Swift' with a profile icon is on the right. A welcome message reads 'Welcome, Stella! Good luck on test day!'. Below this, the 'Your Tests' section has tabs for 'Active' and 'Past'. A link 'Don't see your test here?' is on the right. The 'SAT' test card is shown, containing the following information:

- SAT**
- Date:** Your teacher will let you know your test date soon. [SAT Overview](#)
- [Test Day Checklist](#)
- Lincoln High School**
701 S 37th St
Tacoma, WA 98418-6799, US
- Testing Accommodations:**
You have no approved accommodations for this test.

At the bottom of the SAT card, a green checkmark icon is next to the text 'It's time to set up your exam.', and a yellow 'Start Exam Setup' button is to its right. This entire bottom section of the card is circled in red. Below the SAT card, the 'Practice and Prepare' section has tabs for 'Active' and 'Past', and a link 'Learn more about Bluebook practice' is on the right.

Student Readiness Check- Confirm Personal Information

6. Students Confirm Personal Information

[?](#) HelpReturn to Home

Confirm Your Personal Information

First and Last Name	Accommodations
Sofía Aguilar	<ul style="list-style-type: none">• 50% Extra Time• Unlimited Breaks

You may have approved accommodations that don't apply to digital testing.
[Learn more about accommodations.](#)

Is this information correct?

☐ Yes☐ No

Back

Step 1 of 8

Next

Student Readiness Check Test Taker Rules

7. Review & Agree to Test Taker Rules

NOTE:

Students taking PSAT 10 and PSAT 8/9 will see the rules for those assessments.

The screenshot shows a web interface for "SAT Testing Rules". At the top, there is a "Help" link with a question mark icon and a "Return to Home" link with a house icon. The main heading is "SAT Testing Rules". Below this, the "Introduction" section states that the rules are a legal contract between the student and the College Board, and that they must be read carefully. It also mentions that all disputes will be resolved through binding arbitration. The "Section 1. Requirements for the SAT" section begins by stating that the SAT School Day is taken at a school (typically the school the student attends) on a Testing Device as defined below. It is administered on Bluebook, the College Board digital testing application (Exam App) that is...

Help Return to Home

SAT Testing Rules

Introduction

These Testing Rules ("**Testing Rules**," "**Terms and Conditions**," or "**Agreement**") are a legal contract between you and College Board ("**College Board**" or "**we**"). They set forth important rules and policies you must follow related to taking the digital SAT® ("**SAT**" or "**SAT School Day**"). Please read these carefully.

All disputes between you and College Board will be resolved through binding arbitration in accordance with Section 9 of this Agreement. You understand that by agreeing to arbitration, you are waiving your right to resolve disputes in a court of law by a judge or jury except as otherwise set forth in this Agreement.

Section 1. Requirements for the SAT

The SAT School Day is taken at a school (typically a school you attend) ("**your school**") on a Testing Device as defined below. It is administered on Bluebook™, the College Board digital testing application ("**Exam App**") that is

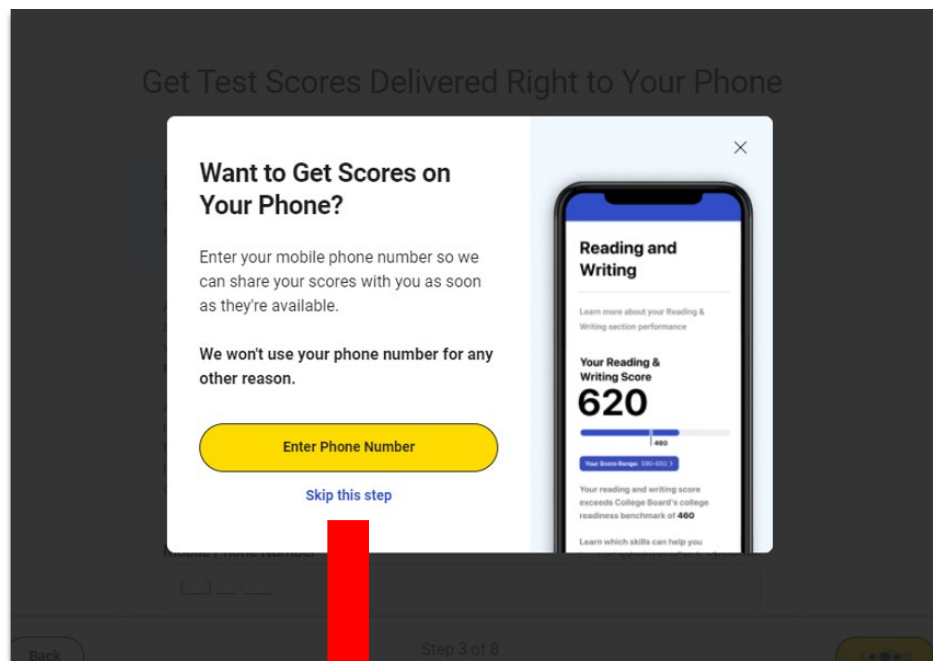
Back Step 2 of 8 Next

Student Readiness Check BigFuture School Opt-in

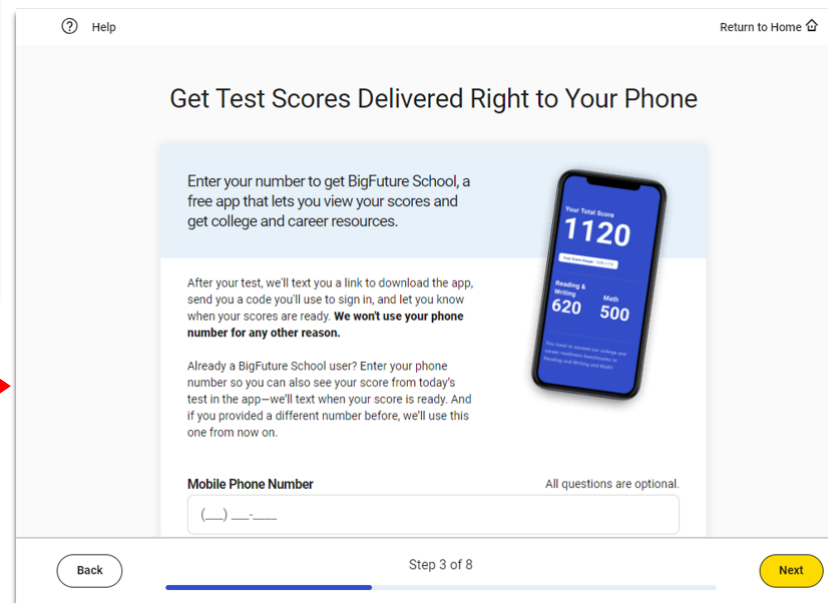
8. BigFuture School Participation (Opt-In Opportunity)

NOTE:

Students taking PSAT 8/9 will not see this screen.



Students who click “skip this step” will not see this screen.



Student Readiness Check Connections Opt-in


9. Connections Opt-In- THIS IS OPTIONAL FOR STUDENTS

NOTE:

Students taking PSAT 8/9 will not see this screen.

[? Help](#)[Return to Home](#)

Introducing Connections!



Hear From Colleges and Scholarship Programs Looking for Students Like You

Connections is a free program that lets you hear directly from nonprofit colleges, scholarship programs, and educational organizations that are interested in students like you. Read on for more details, then check the box below to sign up.

We use the information you and your school, district, or state provide as part of this test, including your score ranges, to make connections that

☐ Yes, I want to participate in Connections.

[Back](#)

Step 5 of 8

[Next](#)

Student Readiness Check- Free Score Sends

10. SAT Free Score Sends

NOTE: Students taking PSAT 8/9 and PSAT 10 will not see this screen.

Students can request up to 4 free sends.

Students can change whether and where their scores are sent **up to 3 days after testing by using their sign-in ticket** credentials to log back into Bluebook.

Send Your SAT Score for Free

Choose up to four institutions to send your score to. This step is optional.
Select four colleges or scholarship programs to send your score to for free. You can change your selections up to three days after your test. ⓘ

Go to sat.org/scores to find out what you can do with your SAT score.

Search by name or location (select up to 4)

Your Score Recipients (0/4)

You have not added any score recipients yet.

Back Step 6 of 8 Next

Students will be prompted to confirm if they skip this service.

Bluebook Alexander Adjashvili

Hi, Alexander! Take a practice test and get ready for test day.

Don't see your test here?

Your Tests Active Past

SAT
Date: The spring 2024 digital SAT is over.
Springfield High School
100 Main Street, Springfield, NJ 07012, United States
Testing Accommodations: You have no approved accommodations for this test.
Your answers have been submitted! See score release date.

Practice and Prepare Active Past

Test Preview Full-Length Practice


Explore BigFuture

Plan for Life After High School
Whether you're interested in a four-year university, community college, or career training, BigFuture has what you need to start planning your future, your way.
Go to BigFuture

Student Readiness Check- Test Day Checklist




11. Review Test Day Checklist

[?](#) Help





Return to Home 

Test Day Checklist







REQUIRED:

-  **You must have a fully charged device—it needs to stay on for roughly 3 hours.** You may test with a personal device or a school-managed device.
-  If you're testing at a school you don't attend, you'll need a [valid photo ID](#).
-  Follow all safety procedures at your school or test center.

ALLOWED:

-  You can have a power cord or a portable charger, but we can't guarantee you'll have access to an outlet.
-  There's a graphing calculator built into the app, but you can also bring your own [approved calculator](#).
-  You can use an external mouse or keyboard. External keyboards are allowed with tablets—not with laptops.
-  You're allowed snacks and water, but only during breaks.

PROHIBITED:

-  Other applications—you must close all other apps and programs while the test is in progress.
-  Notes, books, or any other reference materials.
-  You will be provided scratch paper, but you may not bring your own.
-  Headphones or earbuds—unless you have a College Board-approved accommodation.
-  Any camera, recording device, or timer.
-  Mobile phones and smartwatches are prohibited. If you bring one, the proctor may collect it before the test.

Back

Step 7 of 8

Next

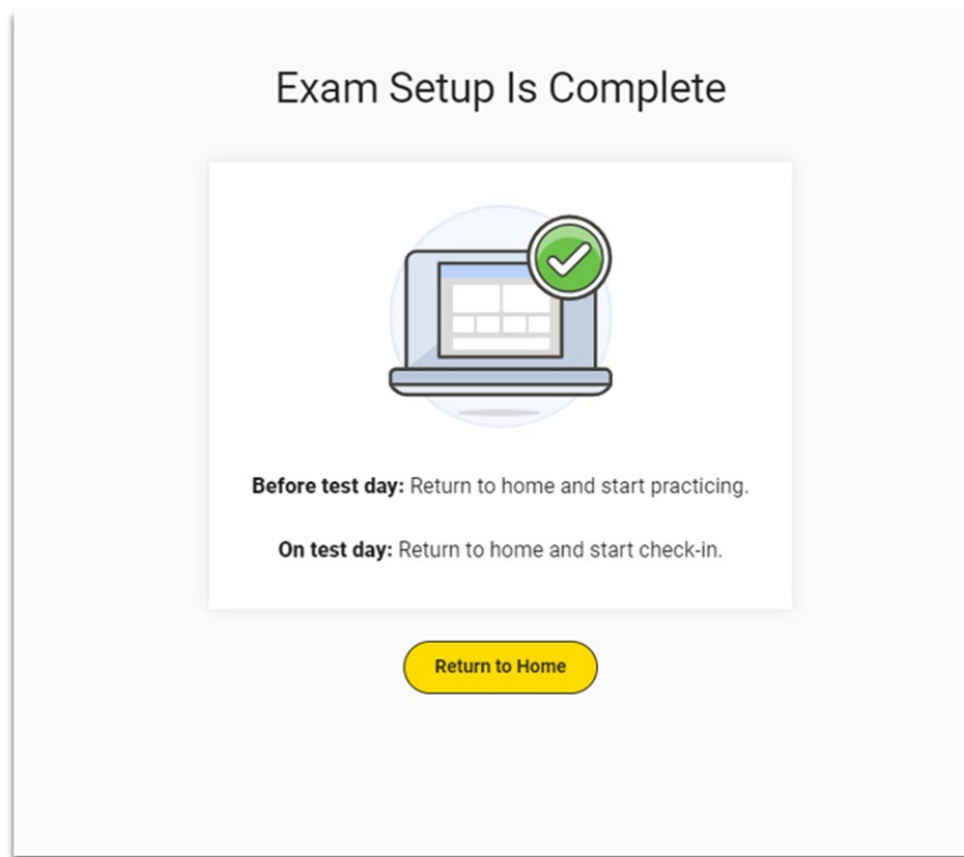
Student Readiness Check Exam Setup Complete

Exam Set-Up Complete

Recommended:

Take 20 minutes after exam set-up is complete to enable students to use the Test Preview provided in Bluebook™ with your support and/or guidance.

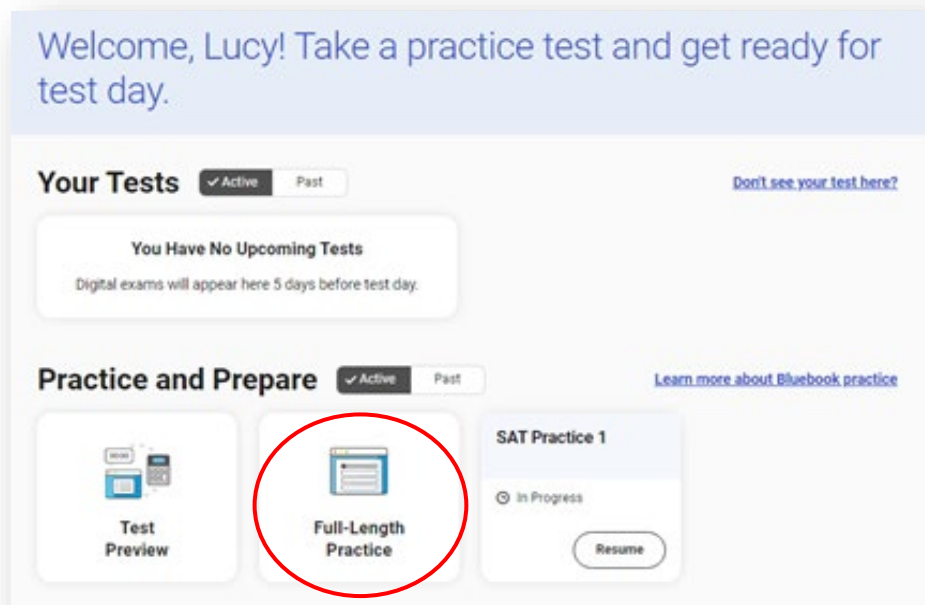
Be certain to point out the full-length practice tests that are available.



SAT Bluebook™ Practice Tests

Accessing Full-Length Practice Tests

- Four full-length practice tests are available anytime of the year by signing into Bluebook™ **with College Board account credentials** (anyone can create a College Board account at www.collegeboard.org), and are also available Spring 2026 by signing into Bluebook™ **with that student's Sign-In Ticket credentials** printed out by you from Test Day Toolkit.
- Single-click access is always from the student's home screen in Bluebook™.
- No time lost for exiting and coming back.
- Retake as often as you want.



SAT Bluebook Practice Tests- Full Length Practice Tests

Accessing Full-Length Practice Test Scores

After completing the full-length practice test, students can sign in to [My Practice](#) to:

- View practice score results and practice exam questions, answers, and explanations.
- Access progress bars representing knowledge of all the content domains on the test.
- Use practice test scores to inform the following activities in College Board's [Question Bank](#):
 - Filter questions by domain, skill, and difficulty, allowing targeted practice in areas with the most opportunity to grow.
 - Generate a set of Practice Specific Questions based on practice test results to provide additional review in the areas with the greatest opportunities for improvement.
- Similarly, use scores to inform your official College Board test prep with Khan Academy.

To provide your students with a full tour of all these resources, please share this QR Code:



SAT Bluebook™ Practice Tests- Khan Academy

Khan Academy Official College Board SAT Prep

- Once students have identified the knowledge and skills they need the most support on in [My Practice](#), they can also start Official Digital SAT Prep on Khan Academy®.
- Khan Academy® includes thousands of practice questions, videos, lessons, and hints to help students build the skills needed.

The screenshot displays the 'Official Digital SAT® Prep' interface on Khan Academy. The top navigation bar is dark blue with the text 'Test prep' and 'Official Digital SAT® Prep' on the left, and the Khan Academy logo on the right. A left sidebar contains a 'Course summary' section with a scrollable list of topics: 'Digital SAT Math' and 'Digital SAT Reading and Writing'. The main content area is divided into two sections. The first section, 'Digital SAT Math', lists various topics and their corresponding difficulty levels: 'About the digital SAT', 'Foundations: Algebra' (Medium), 'Foundations: Problem solving and data analysis' (Medium), 'Foundations: Advanced math' (Medium), 'Foundations: Geometry and trigonometry' (Advanced), and 'Medium: Algebra' (Advanced). The second section, 'Digital SAT Reading and Writing', lists 'About the digital SAT' (Advanced) and 'Foundations: SAT Reading and Writing' (Advanced).