



# SAT Suite Overview

September 18, 2025



# SAT Suite Support




## College Board



**James  
Wilson**  
State Lead  
SAT School Day



**Domonique  
Bernard**  
Director of  
Implementation



**Kisha  
Smith**  
Senior Director  
SSD Customer  
Service




**Jenny  
Caccavale**  
Sr. Director K12  
State & District  
Partnerships



**Michelle  
Rosado**  
Program  
Manager, CT  
SAT



**Abe  
Krisst**  
Bureau Chief,  
Performance  
Office



**Deirdre  
Ducharme**  
Special  
Populations,  
Connecticut  
Statewide  
Assessments

## CSDE

---

# Agenda

## What's Upcoming & Today's Questions

- Training Schedule for Spring SAT School Day
- New for SAT this Spring: Enhancements regarding Test Day Toolkit, Bluebook, and Accommodations
- Q & A
- After Q&A, if time remains leveraging the SAT Suite for instruction

---

# Training for Spring 2026 SAT School Day

Announcements will be sent in October after collecting coordinator assignments and contact information later this fall.

- **November 12:** Noon – 1:30PM SAT Coordinators (Test, Tech, SSD) Virtual Workshop
- **November 18:** Noon – 1:30PM SSD Coordinator Webinar
- **January 20:** LMS training becomes available
- **January 29:** Noon – 1:00PM Tech Coordinator Webinar
- **February 3:** Test Coordinator Deep Dive in-person- AM and PM sessions (Hartford)
- **February 4:** Test Coordinator Deep Dive virtual 11-1pm
- **Spring College Board K12 Data Portal Webinars:**
  - 04/28 Noon – 1:30PM
  - 05/20 Noon – 1:30PM

---

# New for SAT in SY25-26

## Updating Coordinator Level Staff, Enhancements to Test Day Toolkit and Bluebook, More Accommodations

- Updating Coordinator Level Staff – no more surveys – self-serve through SSOR with 24/7 access & insight!
- Test Day Toolkit
  - Filter for Accommodations
  - More data fields on student rosters
  - Proctor preview mode!
- Bluebook:
  - Embedded scientific calculator (not just graphing calculator)
  - More obvious expand/collapse and stronger notification of how to end extended time early
  - Option eliminator now default “on” and choices made are retained until test concludes
  - Highlighting will have more and more distinct colors; available for prompt and answer choices
- Accommodations
  - [Access request form for SSD Online is now online](#)
  - New ability to “exchange” select accommodations for near instant approval in SSD Online
  - Screen Reader no longer auto-coupled with extended time
  - Updated Text-to-Speech options





Q & A

# PSAT

## Training Resources

- If you were unable to attend prior nationally provided webinars regarding PSAT ordering/registration and how to administer the PSAT using Test Day Toolkit, please register to receive the recordings here:  
[https://globalmeet.webcasts.com/starthere.jsp?ei=1725533&tp\\_key=3451169d00](https://globalmeet.webcasts.com/starthere.jsp?ei=1725533&tp_key=3451169d00)

- There are also video tutorials for ordering/registration in SSOR:

CollegeBoard Hi, James

SAT Suite Ordering and Registration | BOISE HIGH SCHOOL [Org Search](#) [Contact Information](#)

### SAT Digital Assessments

Tests already ordered by you and/or your state and district can be viewed on the dashboard. Click the resource buttons below for help with ordering.

If you're administering SAT® School Day, PSAT™ 10, and/or PSAT™ 8/9 as part of your state testing program, please refer to information provided by your state regarding test dates, policies, and processes for spring testing.

[Order Tests](#) [Register Students](#)

[Preparing for Test Day](#) [Test Dates and Deadlines](#) [Ordering Help Videos](#)

### Ordered Tests

[View and Edit Order Details](#)

- \*\* There are video tutorials for Test Day Toolkit in your College Board account:

### My College Board Professional Account

#### My Tools And Services

Tool or Service	My Role	Expires* ?
<a href="#">AP Professional Learning</a>	N/A	N/A
<a href="#">AP® Teacher Community</a>	N/A	N/A
<a href="#">SAT Suite Ordering and Registration</a>	multiple roles	multiple dates
<a href="#">SSD Online - Student Supports and Accommodations Management</a>	SSD Online Coordinator	11-Jun-2026
<a href="#">AP and Pre-AP Workshop Consultant Community</a>	N/A	N/A
<a href="#">Managing Access to support K-12 Assessment Reporting</a>	multiple roles	multiple dates
<a href="#">Managing Access to support SAT Suite Ordering and Registration</a>	multiple roles	multiple dates
<a href="#">Membership Community</a>	N/A	N/A
<a href="#">Pre-AP Ordering</a>	N/A	N/A
<a href="#">Test Administration Training for the SAT Suite of Assessments</a>	N/A	N/A

# For millions of students, the SAT helps them connect with and stand out to colleges

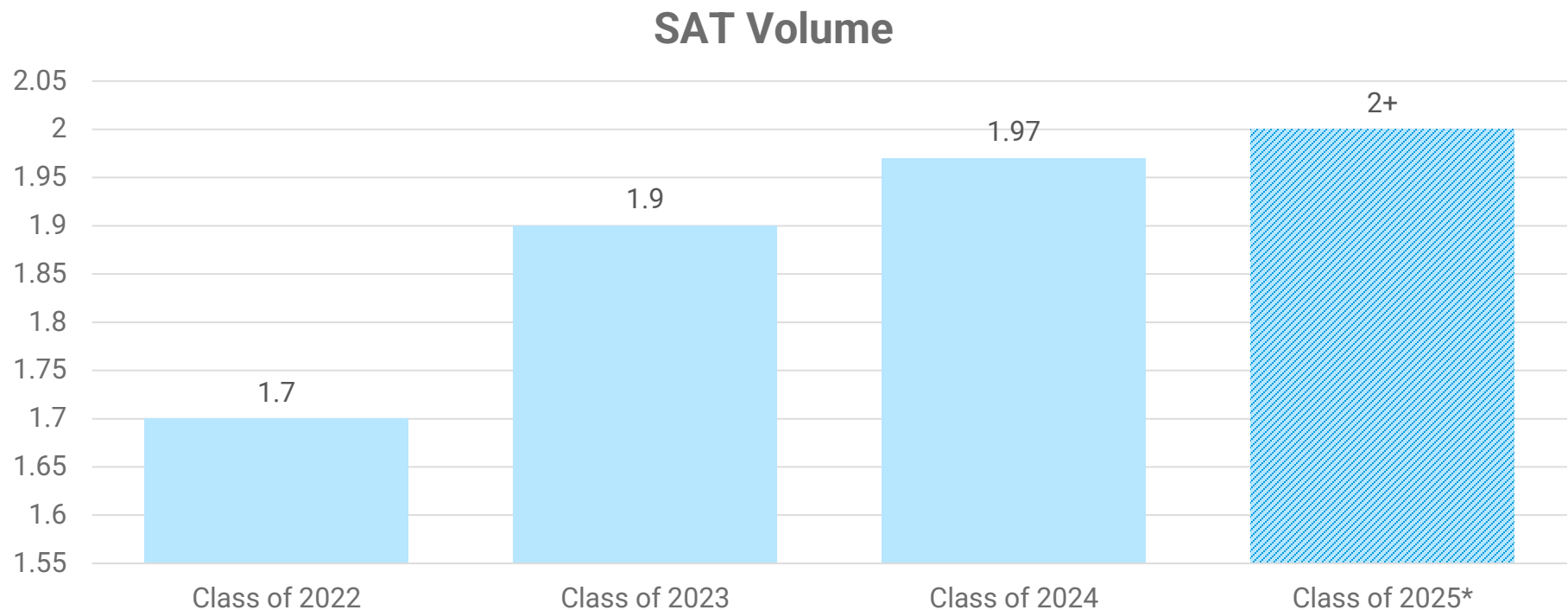
- The SAT is key to helping **identify students from unknown backgrounds and helping them succeed**
- The SAT is **more fair than other measures in many ways**, and differentiates beyond (and with) GPA
- **Scores should always be in context**, and the SAT should not be the only, or even the most, important factor in admissions

**Whether scores are required or optional, the SAT remains an important part of the admissions process.**



# SAT Total Group Participation (test takers in millions)

Tracking to exceed Class of 2024




- Most, and a growing percentage of, students take the SAT on a school day
- More students take the fall PSAT/NMSQT
- **Performance improves with practice, and practice provides insight for instruction**

# Key Findings

- Providing **clear and detailed information** about testing policies builds trust and reduces confusion.
- **SAT scores can be invaluable for a range of purposes** including course placement, understanding the incoming class, developing retention models and allocating support resources.
- Understanding students' SAT scores alongside college outcome data can help **inform testing policies that align with institutional priorities**

## Beyond the Admissions Decision: New Trends in Test Score Use

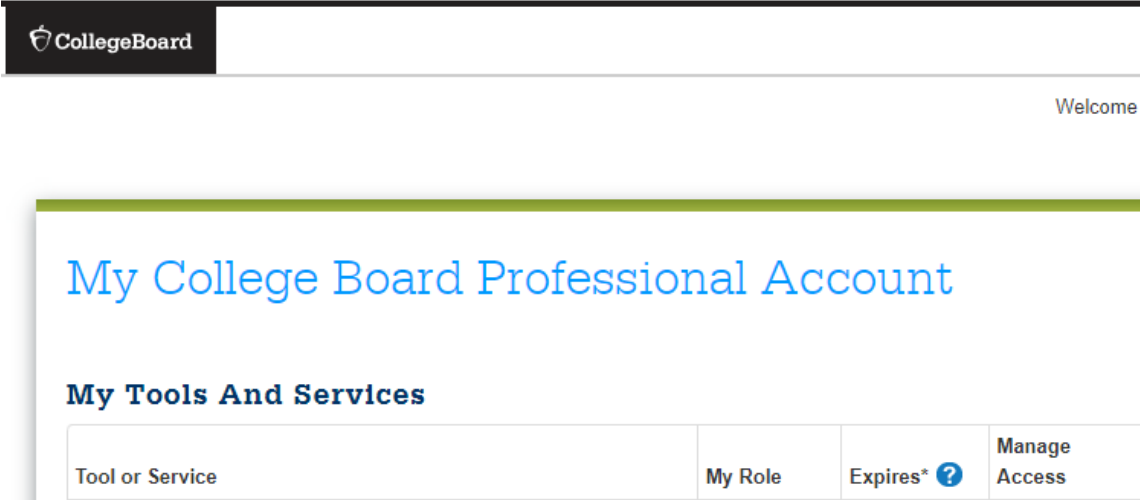


<https://highereducation.collegeboard.org/testscoreusecasesstudies>

# Accessing the K12 Data Portal

## General Information

- You must have a College Board professional educator account associated with your professional email that matches what your institution submitted for your participation in administering SAT Suite assessments.
- Your principal should have on their College Board Professional Account dashboard the link “Managing Access to Support K-12 Assessment Reporting”. Clicking that link and following the prompts provided they can invite you to the level(s) of access they desire (by this process they may have delegated this ability to someone else at your school or district).
- As soon as invited, you will receive an automated email to accept: follow the prompts to multi-factor authenticate into the K12 Data Portal.
- After multi-factor authenticating in, access to the K12 Data Portal will automatically appear in your College Board Professional Account under your listed “Tools and Services” pictured here.



# Leveraging the K-12 Data Portal

Track student growth from test to test:

- By individuals or groups
- See mean scores for every test taken within the SAT Suite (i.e., PSAT 8/9, PSAT10, PSAT/NMSQT, and prior SATs) and project mean scores for future tests
- Benchmarks to put scores in perspective, as well as spot areas for targeted instruction and review
- Newly designed dashboard provides streamlined navigation by placing everything on the dashboard clearly organized into 5 sections with quick jump links to detailed content and improved student search functions

The screenshot shows the K12 Reporting Portal interface. At the top is a blue header with the title "K12 Reporting Portal". Below the header is a navigation bar with links: "Search By Student", "SAT and PSAT-related Scores", "Downloadable Reports", "More Online Reports & Tools", and "Help". The main content area is divided into three sections. The first section, "Search By Student", includes a status filter (Enrolled, Graduated, Transferred Out) and search input fields for "First Name/Nickname" and "Last Name", with a "Search for Student" button. The second section, "SAT and PSAT-related Scores", features tabs for "SAT", "PSAT/NMSQT", "PSAT 10", and "PSAT 8/9". Below these are filters for "All Individual Tests (SAT Weekend Only)", "All Tests by Season", and "All Tests By Academic Year". There is also a dropdown for "Individual Administration" set to "SAT August 23, 2025". The third section, "Registrations for Upcoming Tests", lists three upcoming tests: "SAT June 6, 2026" (3 Registered Students), "SAT May 2, 2026" (2 Registered Students), and "SAT March 14, 2026" (6 Registered Students). Each entry includes a link to "Grades" and a right-pointing arrow.

# Download Reports Directly form K-12 Data Portal Dashboard

- Standard reports are now available directly on the dashboard (scroll down).
- Specialized reports providing specific insights are directly below, clearly labeled, organized, and one click away

### Downloadable Reports

#### Electronic Score Report (ESR) Data Files

(raw data files for your systems)

---

**SAT** (157 Students)

Delivered: 06/24/2025  
Expires: 06/24/2028  
[Downloaded 3 times](#)

[Fixed Width \(.txt\)](#)  
[Comma Delimited \(.csv\)](#)


#### Other Report Downloads

---

[SAT-Fee-Waiver-Code-Guide-Updated-Sept-2025.pdf](#) (PDF)

Delivered: 09/02/2025

### More Online Reports & Tools



#### BigFuture School and Connections ?

##### Engagement Report


Summary data on your students' engagement with the BigFuture School™ app and Connections.

##### Student Outreach Report

A list of institutions that have sent messages to students opted in to Connections.

##### Student Engagement Detail

Report showing individual student engagement with the BigFuture School™ app and Connections.




#### National Recognition Program ?

##### 2026 Student Eligibility and Awards

##### 2025 Student Eligibility and Awards

##### 2024 Student Eligibility and Awards



#### Other Tools ?

##### Growth Over Time

Summary of student growth across SAT Suite tests over time, with future performance predictions.

##### Skills Insight Tool

Understand and make use of SAT Suite scores with this easy, intuitive tool.

##### Educator Question Bank

Create custom, targeted question sets to support instruction.

##### Recently Run Online Reports

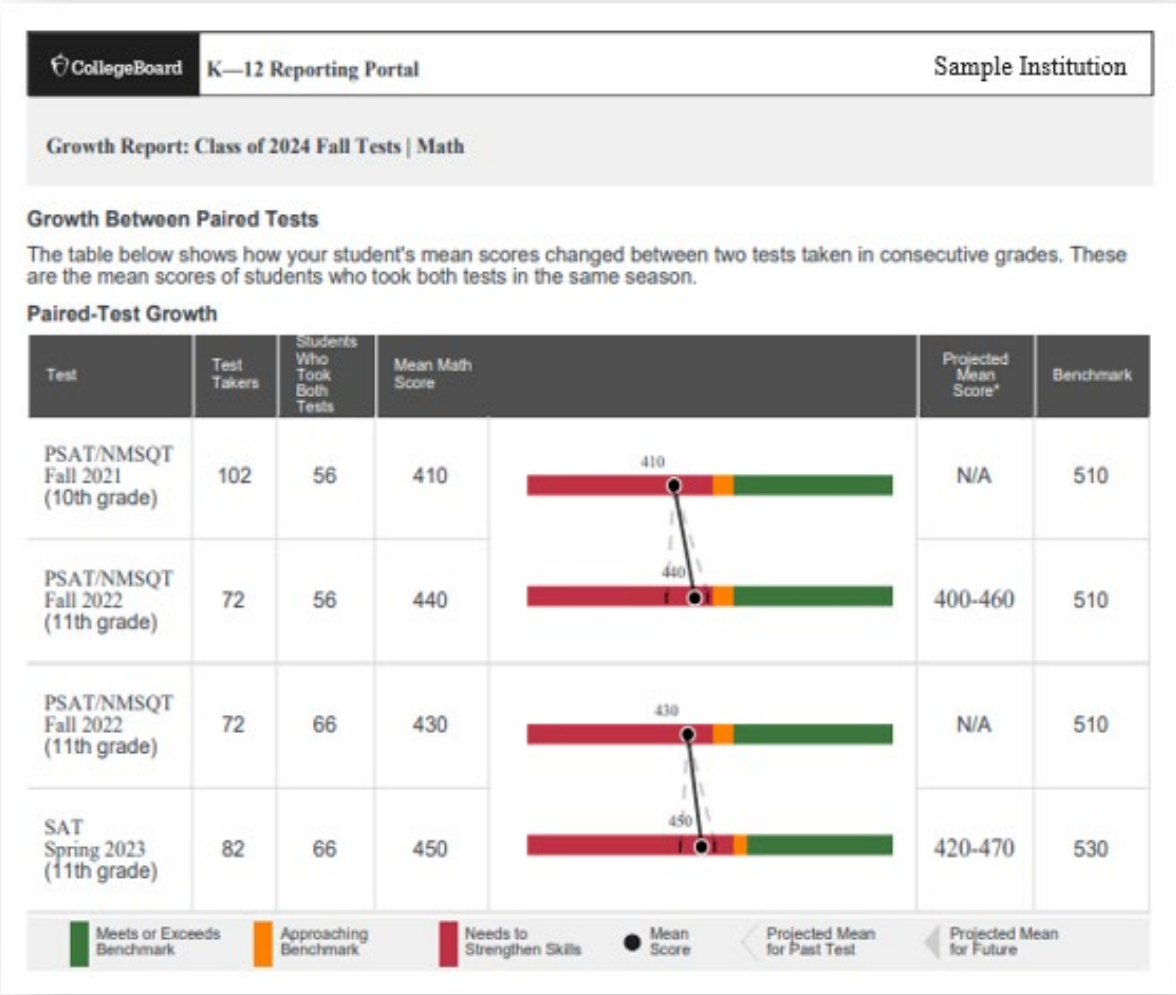
Re-run one of your last 5 viewed reports.

CollegeBoard

CONNECTICUT  
Education

13

# Growth Report (Detailed View)





---

# Knowledge & Skills Report in the K-12 Data Portal

- See aggregate student performance across eight content domains in the Reading/Writing and Math sections.
- One-click provides individual performance data for each student within that aggregate.

# Knowledge & Skills Report (Detailed View: Reading/Writing)

Groups  
Being  
Displayed

Link to  
Skills  
Insight

[Skills Insight and Example Questions →](#)

Reading and Writing

Math

Skills Insight

Skills Insight and Example Questions →

Groups (Total # of Testers)

School (158)

District (3,237)

State (59,526)

Total Group (3,233,664)

Compare Groups

Content Domains

Export Report

	Reading and Writing		Information and Ideas ⓘ (26% of section, 12-14 questions)		Craft and Structure ⓘ (28% of section, 13-15 questions)		Expression of Ideas ⓘ (20% of section, 8-12 questions)		Standard English Conventions ⓘ (26% of section, 11-15 questions)	
Performance Score Band	# of Testers	% Percentage	# of Testers	% Percentage	# of Testers	% Percentage	# of Testers	% Percentage	# of Testers	% Percentage
160-360	22	<div><div></div></div> 14%	37	<div><div></div></div> 23%	24	<div><div></div></div> 15%	75	<div><div></div></div> 47%	64	<div><div></div></div> 41%
370-410	35	<div><div></div></div> 22%	33	<div><div></div></div> 21%	29	<div><div></div></div> 18%	23	<div><div></div></div> 15%	25	<div><div></div></div> 16%
420-480	47	<div><div></div></div> 30%	37	<div><div></div></div> 23%	46	<div><div></div></div> 29%	27	<div><div></div></div> 17%	42	<div><div></div></div> 27%
490-540	37	<div><div></div></div> 23%	22	<div><div></div></div> 14%	33	<div><div></div></div> 21%	15	<div><div></div></div> 9%	15	<div><div></div></div> 9%
550-600	7	<div><div></div></div> 4%	16	<div><div></div></div> 10%	15	<div><div></div></div> 9%	12	<div><div></div></div> 8%	9	<div><div></div></div> 6%
610-670	8	<div><div></div></div> 5%	9	<div><div></div></div> 6%	7	<div><div></div></div> 4%	3	<div><div></div></div> 2%	2	<div><div></div></div> 1%
680-760	2	<div><div></div></div> 1%	4	<div><div></div></div> 3%	4	<div><div></div></div> 3%	3	<div><div></div></div> 2%	1	<div><div></div></div> 1%

Section  
Performance  
Score Bands

# Knowledge & Skills (Detailed View: Math)

Link to Skills Insight

Groups Being Displayed

Section Performance Score Bands

Reading and Writing

Math

Insight

Skills Insight and Example Questions →

Content Domains

Export Report

Groups (Total # of Testers)

School (158)

District (3,237)

State (59,526)

Total Group (3,233,664)

Compare Groups (3)

Show All Score Bands

	Math									
			Algebra ⓘ		Advanced Math ⓘ		Problem-Solving and Data Analysis ⓘ		Geometry and Trigonometry ⓘ	
			(35% of section, 13-15 questions)		(35% of section, 13-15 questions)		(15% of section, 5-7 questions)		(15% of section, 5-7 questions)	
Performance Score Band	# of Testers	% Percentage	# of Testers	% Percentage	# of Testers	% Percentage	# of Testers	% Percentage	# of Testers	% Percentage
160-360 ⓘ	33	<div><div></div></div> 21%	31	<div><div></div></div> 20%	31	<div><div></div></div> 20%	32	<div><div></div></div> 20%	46	<div><div></div></div> 29%
District	1,205	<div><div></div></div> 37%	1,112	<div><div></div></div> 34%	1,264	<div><div></div></div> 39%	1,070	<div><div></div></div> 33%	1,278	<div><div></div></div> 39%
State	6,582	<div><div></div></div> 11%	6,117	<div><div></div></div> 10%	7,501	<div><div></div></div> 13%	6,048	<div><div></div></div> 10%	7,401	<div><div></div></div> 12%
Total Group	441,938	<div><div></div></div> 14%	409,245	<div><div></div></div> 13%	509,170	<div><div></div></div> 16%	406,549	<div><div></div></div> 13%	515,319	<div><div></div></div> 16%
370-410 ⓘ	52	<div><div></div></div> 33%	38	<div><div></div></div> 24%	62	<div><div></div></div> 39%	52	<div><div></div></div> 33%	36	<div><div></div></div> 23%
District	1,037	<div><div></div></div> 32%	932	<div><div></div></div> 29%	1,042	<div><div></div></div> 32%	911	<div><div></div></div> 28%	899	<div><div></div></div> 28%
State	7,611	<div><div></div></div> 13%	7,006	<div><div></div></div> 12%	9,406	<div><div></div></div> 16%	7,580	<div><div></div></div> 13%	7,869	<div><div></div></div> 13%
Total Group	582,135	<div><div></div></div> 18%	517,880	<div><div></div></div> 16%	672,686	<div><div></div></div> 21%	542,152	<div><div></div></div> 17%	546,236	<div><div></div></div> 17%
420-460 ⓘ	46	<div><div></div></div> 29%	50	<div><div></div></div> 32%	38	<div><div></div></div> 24%	37	<div><div></div></div> 23%	37	<div><div></div></div> 23%
District	618	<div><div></div></div> 19%	662	<div><div></div></div> 20%	542	<div><div></div></div> 17%	625	<div><div></div></div> 19%	552	<div><div></div></div> 17%

# Resource: Skills Insight™

## Using Skills Insight™

Skills Insight provides an easy and intuitive way for teachers, students, and education professionals to better understand and make use of scores from the digital SAT Suite.

Explore Skills Insight

READING AND WRITING | MATH

## SAT Suite of Assessments Skills Insight Tool

Information and Ideas

Select Score Band

Go

360 and Lower

370 - 410

420 - 480

490 - 540

550 - 600

610 - 670

Using the Skills Insight

Skills Insight™ helps test takers n

igital SAT® Suite scores. In this tool, you can view Skills



## Skill/Knowledge Statements

These statements describe what students scoring in particular performance score bands on the Reading and Writing and Math sections of the digital SAT Suite tests are typically able to demonstrate.



## Exemplar Test Questions

These questions solidify those statements by illustrating the kinds and rigor of test questions that students in various performance score bands are typically able to answer correctly.

[Using Skills Insight™ – For K–12 Educators | College Board](#)

# Integration: Educator Question Bank with State Standards

Use Knowledge & Skills Insights to filter for state-aligned, domain/skill and challenge sorted question sets

Difficulty: ?  
Please Select ▾

Skill: ?  
Please Select ▾

☐ Exclude Active Questions ?

New! Include State Standards: ?  
Idaho ▾

Export

309 questions in results set.

Show selected questions | [Show All](#)

Idaho X

✓	ID #	Difficulty ?	Domain ?	Skill ?	Standard ID ?
<input type="checkbox"/>	2b08f514	■■■	Expression of Ideas	Transitions	11/12.VD-AV.3 11/12.VD-WB.2 11/12.W-RW.2 11/12.W-RW.3 11/12.W-RW.5 11/12.W-RW.6
<input type="checkbox"/>	afec1a70	■■■	Expression of Ideas	Rhetorical Synthesis	11/12.VD-AV.3 11/12.VD-WB.2 11/12.W-RW.2 11/12.W-RW.3 11/12.W-RW.5 11/12.W-RW.6
<input type="checkbox"/>	e0bd4f8a	■□□	Expression of Ideas	Transitions	11/12.VD-AV.3 11/12.VD-WB.2 11/12.W-RW.2 11/12.W-RW.3 11/12.W-RW.5 11/12.W-RW.6

# Expansion: More Educator & Student Resources

Official College Board test practice and preparation

## Practice



Accessed via Bluebook App

Test Preview

Full Length  
Practice Exams

## Preparation



Overview videos, articles,  
worked examples, and the  
ability for students to test  
their knowledge with released  
digital SAT items in partnership  
with College Board

<https://satsuite.collegeboard.org/sat/practice-preparation>




# The Basics:

The SAT has 2 modules in each “Multi-Stage Adaptive” section

## Reading & Writing Section

### Module 1

Students are given a broad mix of easy, medium, and hard questions.



### Module 2

Students are given a targeted mix of questions of varying difficulties based on their performance in module 1



**Student's  
Reading/Writing  
Score**

## Math Section

### Module 1

Students are given a broad mix of easy, medium, and hard questions.



### Module 2

Students are given a targeted mix of questions of varying difficulties based on their performance in module 1



**Student's Math  
Score**

# Reading and Writing Test Specifications at-a-glance:



**54 total questions**

*1 section  
2 modules – initial & adaptive*



**64 total minutes**

*1.19 min/question*



**Discrete questions**

# Math Test Specifications at-a-glance:



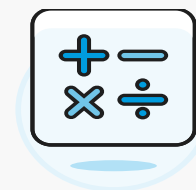
**44 total questions**

*1 section  
2 modules – initial & adaptive  
both with calculator*



**70 total minutes**

*1.59 min/question*



**Discrete questions**

*75%: Four-option multiple-choice  
25%: Student-produced  
responses (SPR)*

# Multi-Stage Adaptive Testing vs Item Level Adaptive Testing

	Multi-Stage Adaptive Testing (MST)	Item Adaptive
<b>Test Delivery</b>	Sets of questions (called modules)	One item at a time
<b>Adaptive</b>	Based on how students perform in the previous module	Based on a student responds to each question
<b>Navigation</b>	Students can review items within a module	Students are not able to go back to a question
<b>Test Length</b>	Supports shorter test lengths	Supports shorter test lengths
<b>Examples</b>	GRE, digital SAT	ACCUPLACER, SBAC, NWEA – MAP, NCLEX

# Benefits of Multi-Stage Adaptive Testing

1

**Shorter Tests**

2

**Questions are tailored according to students' achievement**

3

**Allows students to navigate back to questions within a module**

4

**More secure testing**

5

**Allows disruptions in internet connectivity**

6

**More precise measurement**

