



# Overview Webinar: Fall 2024 PSAT & Spring 2025 CT SAT



September 19, 2024

# CSDE Staff

Michelle Rosado

Phone: 860-713-6748

Email: [michelle.rosado@ct.gov](mailto:michelle.rosado@ct.gov)

Deirdre Ducharme

Phone: 860-713-6859

Email: [deirdre.ducharme@ct.gov](mailto:deirdre.ducharme@ct.gov)



# College Board Staff

## State Contract Implementation



**Wilson, James (He/Him/His)**  
Director, Outreach and Implementation  
Operations

## Field Liaison




**Frank, Dianna (She/Her/Hers)**  
Senior Director, K-12  
State & District Partnerships

## Services for Students with Disabilities



**Smith, Kisha**  
Senior Director, SSD Customer Service  
Risk Management


# 2023-24 SAT Suite Participation



**2.2M+**

Students  
took the  
**SAT\***

*\*Total group -  
School Day & Weekend*



**3.2M+**

Students  
took the  
**PSAT/NMSQT**



**488K+**

Students  
took the  
**PSAT 10**



**1.4M+**

Students  
took the  
**PSAT 8/9**

# 24-25 SAT Suite Test Administration Dates

# Fall 2024 In-School Testing Dates

TEST	TESTING DATES
PSAT 8/9	Oct. 1 <sup>st</sup> - 31 <sup>st</sup>
PSAT/NMSQT	Oct.1 <sup>ST</sup> – 31 <sup>st</sup>
SAT School Day	Oct. 1 <sup>st</sup> – 31 <sup>st</sup>

# Spring 2025 CT SAT School Day

## TESTING DATES

March 3 – April 23, 2025

# Test Specifications and Features



# Digital SAT Test Specifications at-a-glance: Reading and Writing



**54 total questions**

*1 section*



**64 total minutes**

*1.19 min/question*



**Discrete questions**

# Digital SAT Test Specifications at-a-glance: Math



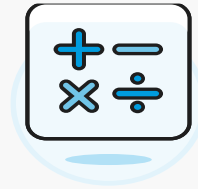
**44 total questions**

*1 section –  
with calculator*



**70 total minutes**

*1.59 min/question*



**Discrete questions**

*75%: Four-option multiple-choice  
25%: Student-produced  
responses (SPR)*

---

# Benefits of Multi-Stage Adaptive Testing

1

**Shorter Tests**

2

**Questions are tailored according to students' achievement**

3

**Allows students to navigate back to questions within a module**

4

**More secure testing**

5

**Allows disruptions in internet connectivity**

6

**More precise measurement**



# Fall Digital Administration Planning and Policy Updates

# What's New This Fall?



**EL Supports**



**Dismissal Procedures**



**Saturday Testing**



**Score Release**



**System Timing Update**



**Fall Dates & Deadlines**



**Answer Submission**

---

# EL Supports

- PSAT/NMSQT will now be available for students using supports for English learners.
- EL supports are now available for the full SAT School Day Suite.
- Supports should be requested ~4 weeks before testing.



**EL Supports  
for PSAT/NMSQT**

# Saturday Testing



College Board will provide support for **2 Saturday test dates** in the fall of 2024 **only**.

- Oct 12 coincides with Yom Kippur
- Oct 26 will also be offered for those who have a conflict due to the holiday.

# System Timing Updates

- Reduced from 2 business days, data will be available within 1 (24 hours) business day.
- Examples:
  - Once registered, student data will be present in Test Day Toolkit the following business day.
  - Retests submitted through Test Day Toolkit will be ready the following business day.



## System Timing Updates





## Answer Submission

# Answer Submission

- If a school has unsubmitted students, they will be notified the day after the test which students require additional action.
- If a school does not take action, 3 days after testing the College Board will automatically submit students.
- This will ensure that schools receive timely information if a student needs to retest.

# Dismissal Procedures



- Based on feedback, more formal student dismissal procedures have been added to the Proctor Guide and Coordinator Manual.
- The directions will help reduce distractions and identify students who have encountered submission issues before they leave the room.

# Dismissal Procedures

- At the start of testing, staff tell students that they may not leave until they are dismissed.
- Active monitoring includes ensuring that students are actively testing (no heads down, laptop shut).
- As test time winds down, staff will use Test Day Toolkit to identify any students who are not in a submitted state.
  - Students who have successfully submitted can be dismissed
  - Students who have not submitted will stay behind for troubleshooting.



## Dismissal Procedures

# 2024-25 Enhancements

# Fall Test Ordering and Registration (SSOR) & District Dashboard Updates

# Bluebook and Test Day Toolkit Updates

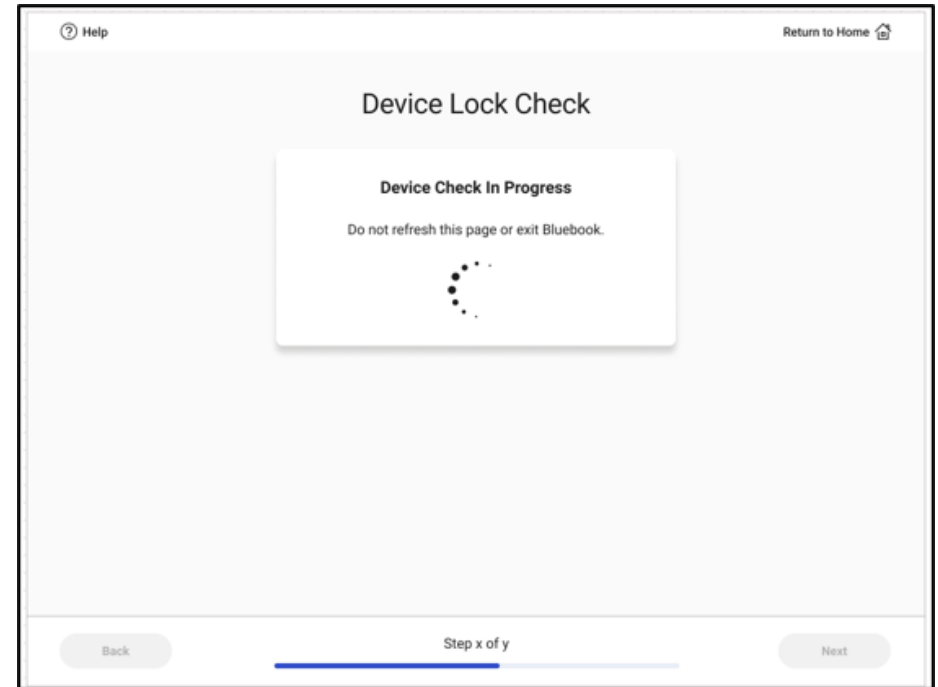
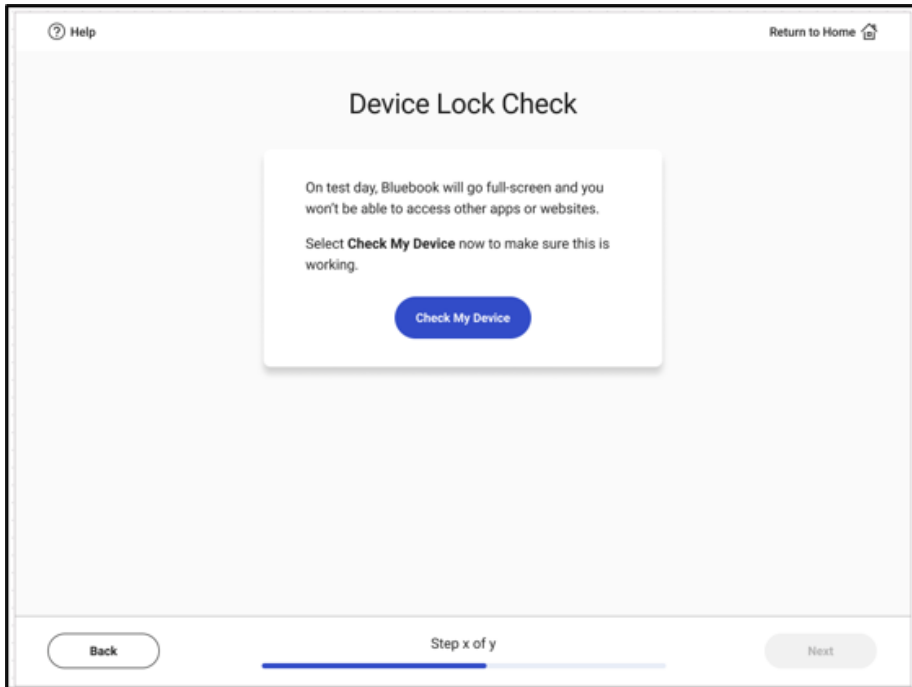
# Bluebook Updates: Highlights & Notes Universal Tool

The Bluebook annotation tool has been improved to address student feedback and is called **Highlights & Notes**. It is now available in Bluebook for students to practice and will be part of fall testing administrations.

The screenshot displays the Bluebook interface for a test section. At the top, it shows 'Section 1: Reading and Writing' with a timer at 0:00 and a 96% completion indicator. Below this is a dark blue banner that reads 'THIS IS A TEST PREVIEW'. The main content area is split into three columns. The left column contains a reading passage about Bao Phi's collection *Sông I Sing*. The middle column features the 'Highlights & Notes' tool, which shows two highlighted text boxes: one with the text 'the language has the same ...' and another with 'Bao Phi's'. The right column contains a multiple-choice question: 'Which choice completes the text with the most logical and precise word or phrase?' with four options: (A) scholarly, (B) melodic, (C) jarring, and (D) personal. A 'Mark for Review' button is visible above the question.

# Bluebook Updates: Device check will include test of device lock

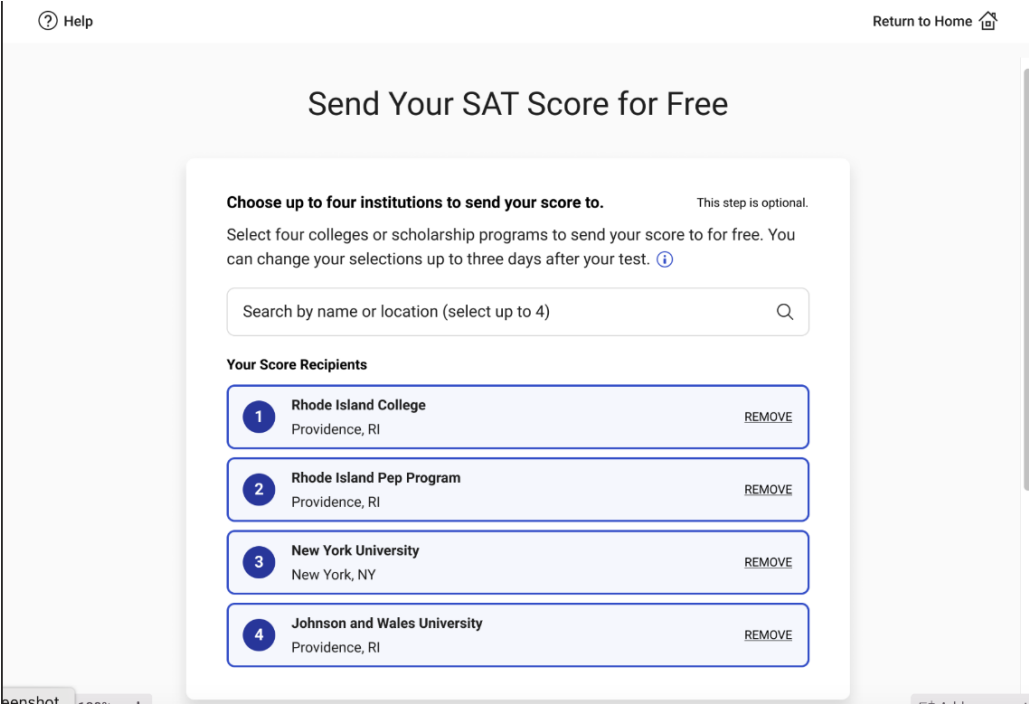
Beginning this fall, a student testing on a Mac laptop or iPad will see an additional screen during the exam setup flow. The intent of this screen is to confirm that their device can successfully be locked prior to test day.





# Bluebook Updates: SAT Score Sends included in Exam Setup

Students continue to select their four free score sends as part of the exam setup flow for the SAT School Day exam.



# Bluebook Updates: 2<sup>nd</sup> PSAT/NMSQT and PSAT 8/9 practice tests

Students can take two new full-length practice tests in Bluebook – PSAT/NMSQT #2 and PSAT 8/9 #2.

The image displays two screenshots of the Bluebook interface for selecting a full-length practice test. Both screenshots show a form titled "Choose a Full-Length Practice" with three required fields: "Test Type", "Test", and "Practice Test".

**Left Screenshot:**

- Test Type \*** (Required): PSAT-Related Assessments
- Test \*** (Required): PSAT 8/9
- Practice Test \*** (Required):
  - ✓ Select
  - PSAT 8/9 Practice 1
  - PSAT 8/9 Practice 2

**Right Screenshot:**

- Test Type \*** (Required): PSAT-Related Assessments
- Test \*** (Required): PSAT/NMSQT and PSAT 10
- Practice Test \*** (Required):
  - ✓ Select
  - PSAT/NMSQT and PSAT 10 Practice 1
  - PSAT/NMSQT and PSAT 10 Practice 2

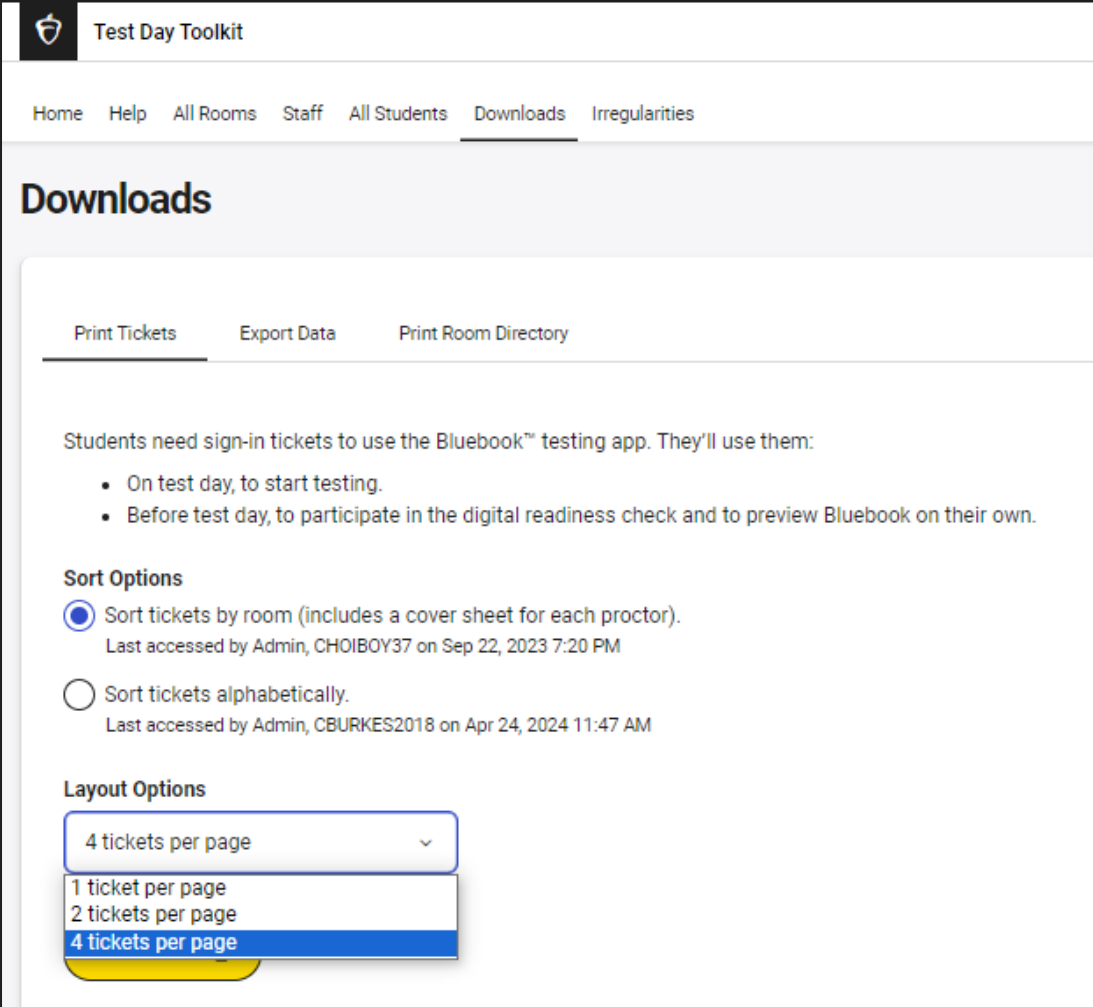
At the bottom right of the right screenshot, there are "Back" and "Next" buttons.

# Bluebook Updates: Annual Updates to Tech Requirements

Device	OS Version	Space	Notes
Windows	<ul style="list-style-type: none"><li>• Min: Windows 10</li><li>• Recommended max: Windows 11</li><li>• S mode and Windows 11 SE are not supported</li></ul>	1 GB	
Macs	<ul style="list-style-type: none"><li>• Min: macOS 11.75</li><li>• Recommended max: macOS 14.4</li></ul>	1 GB	Important: To avoid technical issues on test day, do not upgrade macOS to the major version released in early fall and prevent any automatic updates until after the test.
iPads	<ul style="list-style-type: none"><li>• Min: ChromeOS 114</li><li>• Recommended max: iPadOS 17.5</li><li>• Versions 17.0.0–17.0.3 are not supported.</li></ul>	250 MB	Important: To avoid technical issues on test day, do not upgrade iPadOS to the major version released in early fall and prevent any automatic updates until after the test.
School-Managed Chromebooks	<ul style="list-style-type: none"><li>• Min: macOS 11.75</li><li>• Recommended max: ChromeOS 120</li></ul>	1 GB	





# Test Day Toolkit Updates: Printing sign-in tickets



Beginning this fall, test coordinators will be able to print student sign-in tickets 1, 2 or 4 per page.




The screenshot shows the 'Test Day Toolkit' interface. At the top, there is a navigation bar with links for Home, Help, All Rooms, Staff, All Students, Downloads, and Irregularities. The 'Downloads' section is active, showing three options: Print Tickets, Export Data, and Print Room Directory. Below this, a text block states: 'Students need sign-in tickets to use the Bluebook™ testing app. They'll use them:' followed by a bulleted list: 'On test day, to start testing.' and 'Before test day, to participate in the digital readiness check and to preview Bluebook on their own.' Underneath is a 'Sort Options' section with two radio buttons: 'Sort tickets by room (includes a cover sheet for each proctor). Last accessed by Admin, CHOIBOY37 on Sep 22, 2023 7:20 PM' (which is selected) and 'Sort tickets alphabetically. Last accessed by Admin, C BURKES2018 on Apr 24, 2024 11:47 AM'. Finally, there is a 'Layout Options' section with a dropdown menu currently set to '4 tickets per page'. The dropdown menu is open, showing three options: '1 ticket per page', '2 tickets per page', and '4 tickets per page' (which is highlighted in blue).

# Test Day Toolkit Updates: Printing sign-in tickets

<p><b>Sign-In Ticket</b> </p> <p>Test: Test Automation In-School SAT Digital Room: Room 10: Monitoring Dashboard Tests</p> <p>Name: <b>Laurie M. Abbott</b> Date of Birth: 12/15/2004</p> <p><b>STUDENT INSTRUCTIONS</b></p> <p>Before test day, sign in to Bluebook during the digital readiness check. You don't need to enter a room code or start code. On test day, as soon as you're seated, sign in and complete check-in.</p> <p>User ID <input type="text"/></p> <p>Registration Number <input type="text"/></p>	<p><b>Sign-In Ticket</b> </p> <p>Test: Test Automation In-School SAT Digital Room: Room 10: Monitoring Dashboard Tests</p> <p>Name: <b>Daisha K. Dach</b> Date of Birth: 04/23/2004</p> <p><b>STUDENT INSTRUCTIONS</b></p> <p>Before test day, sign in to Bluebook during the digital readiness check. You don't need to enter a room code or start code. On test day, as soon as you're seated, sign in and complete check-in.</p> <p>User ID <input type="text"/></p> <p>Registration Number <input type="text"/></p>
<p><b>Sign-In Ticket</b> </p> <p>Test: Test Automation In-School SAT Digital Room: Room 10: Monitoring Dashboard Tests</p> <p>Name: <b>Erick S. Emmerich</b> Date of Birth: 08/07/1998</p> <p><b>STUDENT INSTRUCTIONS</b></p> <p>Before test day, sign in to Bluebook during the digital readiness check. You don't need to enter a room code or start code. On test day, as soon as you're seated, sign in and complete check-in.</p> <p>User ID <input type="text"/></p> <p>Registration Number <input type="text"/></p>	<p><b>Sign-In Ticket</b> </p> <p>Test: Test Automation In-School SAT Digital Room: Room 10: Monitoring Dashboard Tests</p> <p>Name: <b>Sterling R. Emmerich</b> Date of Birth: 09/11/2001</p> <p><b>STUDENT INSTRUCTIONS</b></p> <p>Before test day, sign in to Bluebook during the digital readiness check. You don't need to enter a room code or start code. On test day, as soon as you're seated, sign in and complete check-in.</p> <p>User ID <input type="text"/></p> <p>Registration Number <input type="text"/></p>

<p><b>Sign-In Ticket</b> </p> <p>Test: Test Automation In-School SAT Digital Room: Room 10: Monitoring Dashboard Tests</p> <p>Name: <b>Laurie M. Abbott</b> Date of Birth: 12/15/2004</p> <p><b>STUDENT INSTRUCTIONS</b></p> <p>Before test day, sign in to Bluebook during the digital readiness check. You don't need to enter a room code or start code. On test day, as soon as you're seated, sign in and complete check-in.</p> <p>User ID <input type="text"/></p> <p>Registration Number <input type="text"/></p>
<p><b>Sign-In Ticket</b> </p> <p>Test: Test Automation In-School SAT Digital Room: Room 10: Monitoring Dashboard Tests</p> <p>Name: <b>Daisha K. Dach</b> Date of Birth: 04/23/2004</p> <p><b>STUDENT INSTRUCTIONS</b></p> <p>Before test day, sign in to Bluebook during the digital readiness check. You don't need to enter a room code or start code. On test day, as soon as you're seated, sign in and complete check-in.</p> <p>User ID <input type="text"/></p> <p>Registration Number <input type="text"/></p>

<p><b>Sign-In Ticket</b> </p> <p>Test: Test Automation In-School SAT Digital Room: Room 10: Monitoring Dashboard Tests</p> <p>Name: <b>Laurie M. Abbott</b> Date of Birth: 12/15/2004</p> <p><b>STUDENT INSTRUCTIONS</b></p> <p>Before test day, sign in to Bluebook during the digital readiness check. You don't need to enter a room code or start code. On test day, as soon as you're seated, sign in and complete check-in.</p> <p>User ID <input type="text"/></p> <p>Registration Number <input type="text"/></p>
--

# Test Day Toolkit Updates: Student Data Download

Test coordinators can download a student room roster from Test Day Toolkit. This download includes room assignment, exam setup and testing status.

The screenshot shows the 'Test Day Toolkit' interface. At the top, there is a navigation bar with 'Home', 'Help', 'All Rooms', 'Staff', 'All Students', 'Downloads', and 'Irregularities'. The 'Downloads' section is active, showing options for 'Print Tickets', 'Export Data', and 'Print Room Directory'. Below these options, there is a text prompt: 'Export student room assignments and test type. If you entered codes for special reporting use, they'll export as well.' A yellow button labeled 'Download Excel File' is visible.

	A	B	C	D	E
1	Student Name	Room	Test Name	Exam Setup Status	Testing Status
2	Abbot, Adalie M.	Jan 24 SAT Rm 1	SAT	Complete	Not Started
3	Adams, Harvey M.	Unassigned	SAT	Complete	Not Started
4	Adams, Logan M.	Jan 25 SAT Room 1	SAT	Not Started	Not Started
5	Allcott, Nick M.	Jan 25 SAT Room 1	SAT	Complete	Submitted
6	Alldrige, Caleb M.	Unassigned	SAT	Not Started	Not Started
7	Alldrige, Carmen M.	Unassigned	SAT	Not Started	Not Started
8	Alldrige, Liam M.	Unassigned	SAT	Not Started	Not Started
9	Allen, Chris M.	Jan 24 SAT Rm 1	SAT	Not Started	Not Started
10	Allen, Liliana M.	Unassigned	SAT	Not Started	Not Started
11	Andrews, Gwenyth M.	Jan 24 SAT Rm 1	SAT	Not Started	Not Started
12	Antcliff, Chadwick M.	Unassigned	SAT	Not Started	Not Started
13	Antcliff, Jack M.	Jan 25 SAT Room 1	SAT	Not Started	Not Started
14	Ashwell, Dorothy M.	Jan 25 SAT Room 1	SAT	Complete	Submitted
15	Avery, Tony M.	Jan 25 SAT Room 1	SAT	Not Started	Not Started
16	Baker, Brooklyn M.	Jan 25 SAT Room 1	SAT	Not Started	Not Started
17	Barrett, Barry M.	Unassigned	SAT	Complete	Not Started
18	Bayliss, Doug M.	Unassigned	SAT	Complete	Not Started
19	Benfield, Darlene M.	Unassigned	SAT	Complete	Not Started
20	Bentley, John M.	Unassigned	SAT	Not Started	Not Started

# Test Day Toolkit Updates: Printable PDF Room Directory

For all assessments, test coordinators will be able to generate a printable room directory that can be used to help direct students to testing rooms during check-in.

The screenshot shows the 'Test Day Toolkit' interface. At the top, there is a navigation bar with 'Home', 'Help', 'All Rooms', 'Staff', 'All Students', 'Downloads', and 'Irregularities'. The 'Downloads' section is active, showing three options: 'Print Tickets', 'Export Data', and 'Print Room Directory'. Below these options, there is a section titled 'Let students know which room they're testing in.' with a list of instructions: 'Post the room directory where students can see it.', 'Students are listed alphabetically along with their room assignments.', and 'No sensitive student information is shared.' A yellow button labeled 'Print Room Directory' with a printer icon is located below the list.

The screenshot shows a printable PDF titled 'Room Directory' for 'Digital SAT 2023 - Stroke Test Primary' at 'CB HIGH SCH (001230)'. The table lists 26 students with their names and assigned rooms. The rooms are either 'Unassigned' or a specific room number in the format '6.1B.24 - Room XXX'. The footer of the page includes 'Page 1 of 83', 'Last updated: June 11, 2024 at 01:48 PM', and '© 2024 College Board'.

Count	Name	Room
1	Abbey, Angelica M.	Unassigned
2	Abbey, Kurt M.	Unassigned
3	Abbey, Kurt M.	Unassigned
4	Abbey, Rhea M.	Unassigned
5	Abbot, Ally M.	6.1B.24 - Room 320
6	Abbot, Aurelia M.	6.1B.24 - Room 325
7	Abbot, Camellia M.	6.1B.24 - Room 327
8	Abbot, Liv M.	Unassigned
9	Abbot, Ron M.	6.1B.24 - Room 331
10	Adams, Celia M.	Unassigned
11	Adams, Domenic M.	Unassigned
12	Adams, Jazmin M.	Unassigned
13	Adams, Jazmin M.	Unassigned
14	Adams, Kaylee M.	Unassigned
15	Adams, Mary M.	6.1B.24 - Room 321
16	Adams, Nate M.	Unassigned
17	Adams, Ramon M.	6.1B.24 - Room 323
18	Addis, Kieth M.	Unassigned
19	Addis, Kieth M.	Unassigned
20	Addis, Sadie M.	Unassigned
21	Addison, Carl M.	Unassigned
22	Adele, Destiny M.	6.1B.24 - Room 319
23	Adler, Barry M.	Unassigned
24	Adler, Liam M.	Unassigned
25	Adler, Martin M.	6.1B.24 - Room 317
26	Ainsworth, Nina M.	Unassigned

# Test Day Toolkit Updates: All Students Page Customization

Test coordinators will have new options to customize the **All Students** page.

They can choose how many students are displayed on the roster, selecting from 30, 60, 90 or 120 per page.

They can also select which columns are displayed, including a new addition, Exam Setup.

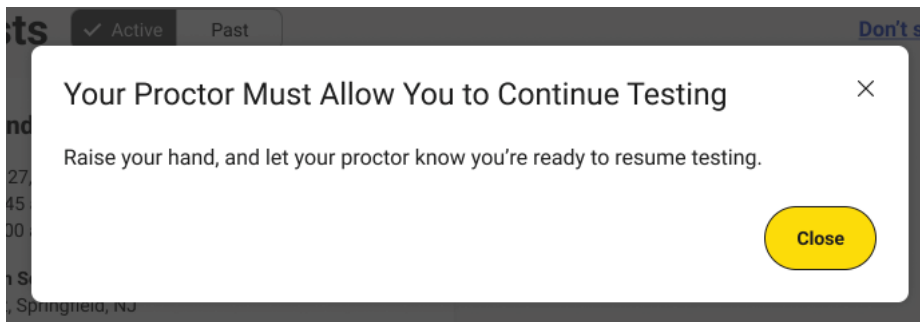
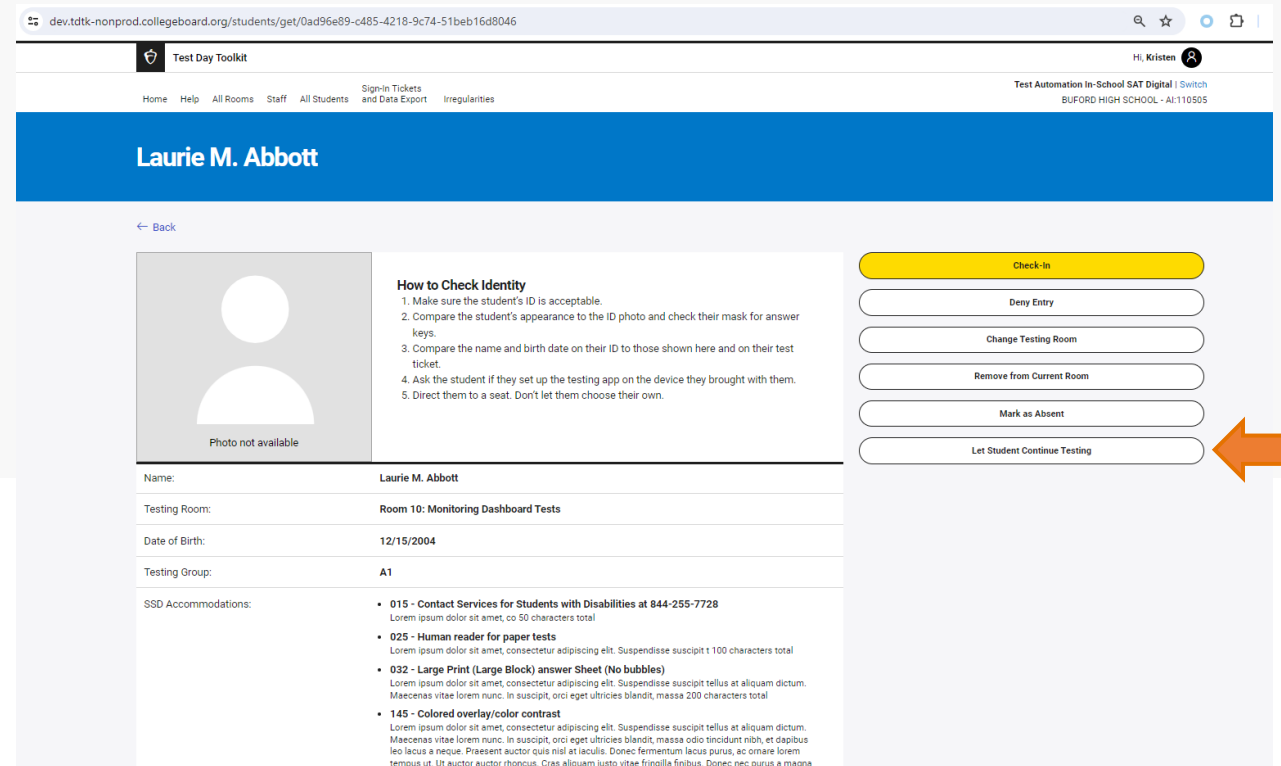
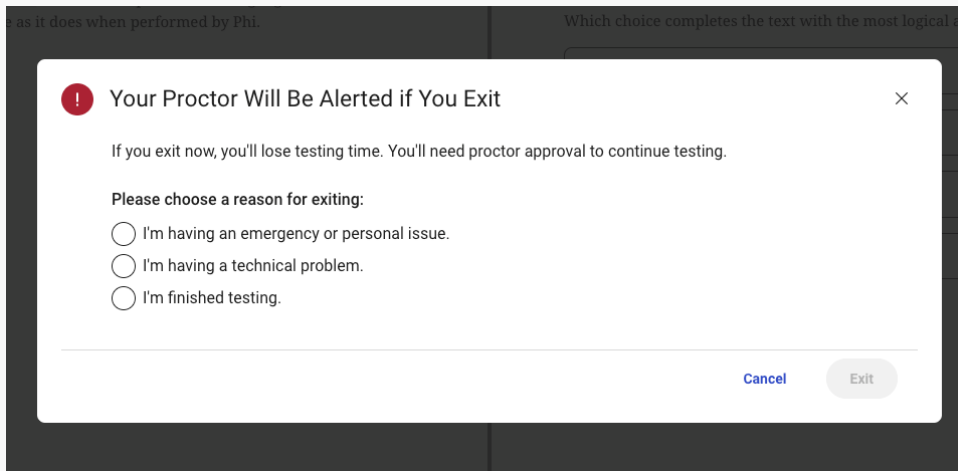
The screenshot shows the 'Test Day Toolkit' interface. At the top right, it says 'Hi, Pushkar' and 'SAT School Day 2024-2025 Smoke Test Primary | Switch slater high school1 - AI:263245'. The main navigation includes 'Staff', 'All Students', 'Downloads', and 'Irregularities'. A 'Select Columns' dropdown menu is open, listing: Testing Group (checked), Accommodations (checked), Room (checked), Attendance (checked), Testing (checked), Exam Setup (checked), and Last Updated (unchecked). Below the dropdown, a 'Columns' button is circled in orange, with 'Show 30 | 60 | 90 | 120' next to it. The table below has the following columns: Student, Testing Group, Accommodations, Room, Attendance, Testing, and Exam Setup. The first five rows of data are as follows:

Student	Testing Group	Accommodations	Room	Attendance	Testing	Exam Setup
<input type="checkbox"/> abssgysedjicLN, kudjmqekokrFN M. Reg. no.: FAKE1100019620	S1: Standard Time	None	Unassigned	Not arrived	Not Started	Not Started
<input type="checkbox"/> abssgysedjicLN, kudjmqekokrFN M. Reg. no.: FAKE1100019620	S1: Standard Time	None	Unassigned	Not arrived	Not Started	Not Started
<input type="checkbox"/> abuyyodfmavLN, orddeeizavizFN M. Reg. no.: FAKE1100021774	S1: Standard Time	None	Basket Ball Court	Not arrived	Not Started	Not Started
<input type="checkbox"/> Adams, Isabel Reg. no.: FAKE1100023158	S1: Standard Time	None	Unassigned	Not arrived	Not Started	Not Started
<input type="checkbox"/> adnewmsjvljyLN, aekmpziaychxFN M. Reg. no.: FAKE1100022811	S1: Standard Time	None	Unassigned	Not arrived	Not Started	Not Started



# Proctor Approval of Student Re-entry into Testing

Beginning this fall, for all assessments, a student will need to indicate their reason for exiting Bluebook and their proctor will need to approve a student's re-entry into the test after an exit, crash or device swap.



# SSD Online Updates

# SSD Online Key Features and New Functionality



Transfer Feature



UI Updates and Enhancements



Announcements Banner



User Experience Demo Guides



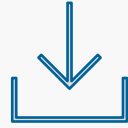
SSD Merge Tool

# Coordinators Can Now Easily Transfer Students to their Dashboard And Transfer Them Out When They No Longer Attend the School in SSD Online



## Transfer In SSD Student

Initiate and execute a student transfer directly in SSD Online with minimal wait time using SSD ID or student info



## Transfer In New Student

Move “new to SSD” student to their new school & add them in SSD Online in one go



## Transfer Out SSD Student

Transfer out students when they no longer attend the school



## Accoms to Reg Matching Issues Self-heal

Resolve accommodations-to-reg matching issues caused by a mismatch in the attending school on the reg vs. in SSD Online



## Notify the Student Communications

Notify the student when a transfer is processed in SSD Online

# Transfer In At-A-Glance

## SSD Coordinator Journey



### Identify Student

SSD Coordinator identifies student that needs to be transferred



### Collect Student Info

Gathers SSD ID or student first and last name, Date of Birth, old AI, and address



### Transfer Student

In SSD Online, SSD Coordinator selects Transfer Student and completes flow



### Submit Request

Confirms student is now on the Dashboard and submit accommodation request

# SSD Online Enhancements for SSDC's

Announcement Banner in SSD Online this past spring

The screenshot displays the SSD Accommodations Management interface. At the top, there is a header with the title "SSD Accommodations Management", a user profile icon, and a search bar. Below the header, a navigation bar contains the text "New Process for Transferring Students" and a red circle highlighting a plus sign (+) in the top right corner. The main content area features a large blue announcement banner with the title "New Process for Transferring Students" and a close button (X) in the top right. The banner text reads: "NEW! Easily transfer new students to your school's SSD Online dashboard, and transfer them out of your dashboard when they leave your school. From the top right of the dashboard, select "Transfer Student." You will need either the student's SSD ID or the Student's name, DOB, address, and graduation date." Below the banner, a navigation bar includes "SSD Online", "Dashboard", "Helpful Links", "Transfer Student", and "School Testing Calendar". At the bottom, a purple notification bar states: "Clicking Back or Forward in the browser may cause the application to exit. Use the navigation buttons within the application for the best user experience." Below this is a blue welcome message: "Welcome," followed by a redacted name.

# SSD Merge Tool – A New Tool to Merge SSD Records



## Students with Multiple SSD IDs

Facilitate proactive handling of multiple SSD records



## Winning Combo




## Student Notification

- Notification of winning SSD ID and all accommodations
- New eligibility letter that explains applicability of approved accommodations and how they will be provided
- Auto-generated when a merge has been processed

# Testing Staff Roles and Responsibilities

## Test Coordinator

- Validates student registration data and submits test orders
- Identifies staff to support test administration, ensures they have access to training and resources
- Oversees planning and test day activities for ALL students, including those with accommodations
- Works with technology staff to ensure devices being used for testing meet technical requirements and Bluebook is installed
- Reviews and submits Irregularity Reports



## Technology Monitor\*

- New required role for digital testing
- Assists students and staff with technical troubleshooting in the help room on test day

\*Technical expertise is not required for this role

## Proctor

- Starts and monitors the test using Test Day Toolkit
- Complete printed seating chart
- Observes the room, helps students, keeps room free of distraction
- Reports irregularities in Test Day Toolkit


## Room/Hall Monitor

- Monitors rooms and hallways; provides relief to proctors.
- Directs students to help room, break area, restroom



# Digital SAT Practice

# Digital SAT Practice in Bluebook



## Test Preview

A short set of untimed questions lets students experience digital testing and try out the tools. They won't receive scores or any feedback on their answers.



## Full-Length Practice Test

Full-length practice tests are timed like a real test and include all the tools available to students on the actual tests. Students are also scored just as they would on the real thing.



# My Practice



After completing the full-length practice test, students can sign in to [My Practice](#) to view their results.

- View practice score results and practice exam questions, answers, and explanations.
- Access progress bars representing knowledge of all the content domains on the test.
- Use practice test scores to filter questions in the Question Bank by domain, skill, and difficulty, allowing targeted practice in areas with the most opportunity to grow.
- Generate a set of Practice Specific Questions based on practice test results to provide additional review in the areas with the greatest opportunities for improvement.

# Digital SAT Prep with Khan Academy

- Once students have identified the knowledge and skills they need the most support on in **My Practice**, they can also start Official Digital SAT Prep on Khan Academy®.
- Includes thousands of practice questions, videos, lessons, and hints to help students build the skills needed.

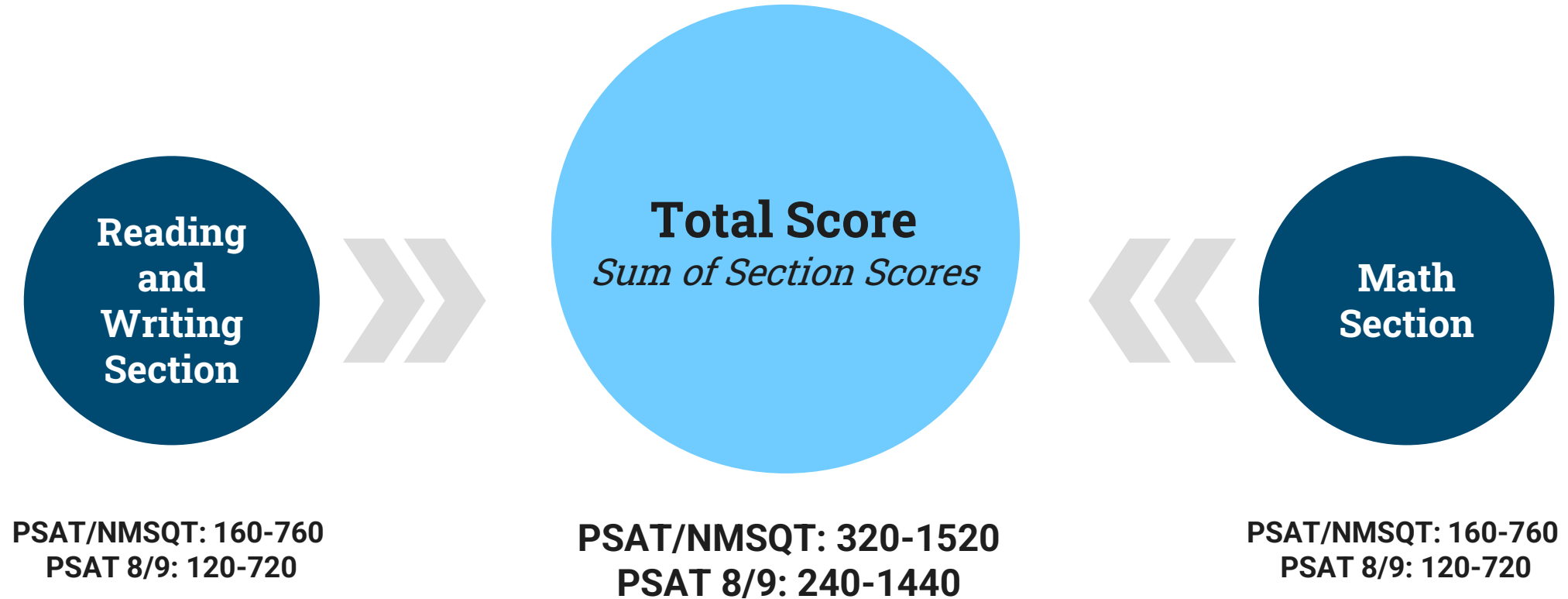


Access additional practice questions, video lessons, quizzes and tests, and more.



# Scores Score Release & Beyond the Score

# Student Scores on the PSAT-Related Assessments



# Score Release Dates for PSAT/NMSQT and PSAT 8/9

## 2024 Schedule

Admin	Intended Testing Week	Educator Score Release	Student Score Release
Window 1	Oct. 1-11	Oct. 22	Oct. 24
Window 2	Oct. 12-26	Nov. 6	Nov. 7
Window 3	Oct 28-31	Nov. 12	Nov. 14

# What is the AP Potential Tool?



- Free, online tool that allows schools to generate rosters of students who are likely to score a 3 or higher on a given AP<sup>®</sup> Exam
- Based on students' performance on the PSAT/NMSQT<sup>®</sup>, PSAT<sup>™</sup> 8/9, PSAT<sup>™</sup> 10, or SAT<sup>®</sup>
- Research driven:
  - Moderate to strong correlations exist between SAT Suite scores and AP Exam results
  - SAT Suite scores are stronger predictors of students' AP Exam scores than the more traditional factors such as high school grades and grades in same-discipline coursework



# AP Potential

## Next Steps

- Practice and Improve
- Retake the SAT
- Help Colleges Find You
- Send Your Scores
- Get Your Personalized AP Course Recommendations**

[Back](#)

## AP Potential

View your personalized list of AP courses you are likely to do well in, plus whether your school offers them.

### Explore AP

If you took the PSAT<sup>™</sup> 8/9, PSAT<sup>™</sup> 10, PSAT/NMSQT<sup>®</sup>, or SAT<sup>®</sup>, your score report will provide you with information about which Advanced Placement (AP<sup>®</sup>) courses you're likely to do well in. AP Potential is just one measure of your potential to succeed in AP courses, so even if you don't show AP Potential for a course, your motivation and learning gains since testing may suggest you are ready. Check with your school counselor about your options.

Of the 39 AP Courses, AP Potential is calculated and reported for 9th-graders for 6, and for 10th- and 11th-graders for 24; we list the other courses for reference.

### Calculated for AP Potential

(24 Courses Total)

The AP Potential information provided below is based on your latest SAT with Essay scores.

**Filter Options**

Match Major(s) with AP Courses

Select Filter Options

Hide Courses Not Offered at Your School

### Showing AP Potential

Your scores indicate that you are likely to succeed in the following course(s):

#### AP Seminar

AP Seminar is a foundational course that will engage students in cross-curricular conversations that explore the complexities of academic and real-world topics and issues by analyzing ...

See More +

Not Offered at Your School

See Course Details ↗

### Showing Some AP Potential

Your scores indicate that you could be ready for AP-level coursework in the following course(s):

#### AP Psychology

The AP Psychology course introduces students to the systematic and scientific study of human behavior and mental processes. While considering the psychologists and studies ...

See More +

Not Offered at Your School

See Course Details ↗

### AP Potential Not Yet Demonstrated

### Courses with AP Potential Not Reported

(15 Courses Total)

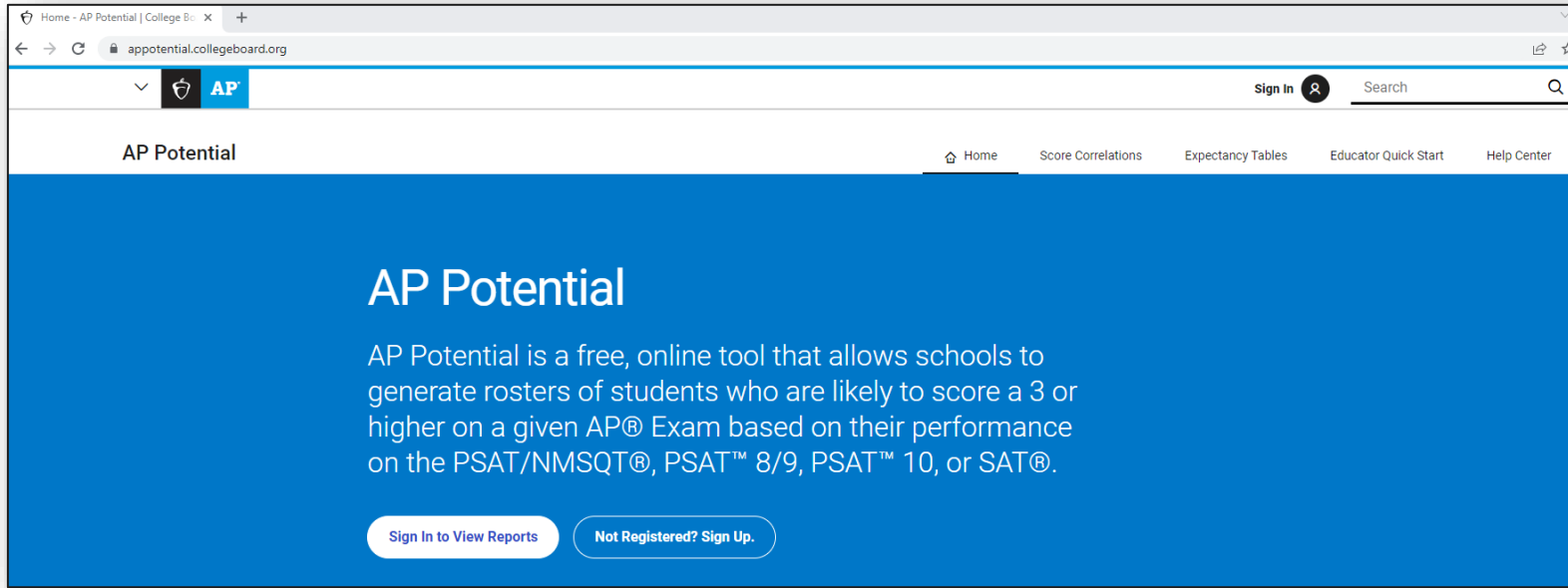
For 10th- and 11th-graders, AP Potential is reported for 24 out of 39 courses; for 9th-graders, it is reported for 6. Here are the other courses for which AP Potential is not reported for you, for your reference:

- AP 2-D Art and Design
- AP 3-D Art and Design
- AP Calculus BC
- AP Chinese Language and Culture
- AP Drawing
- AP French Language and Culture
- AP German Language and Culture
- AP Italian Language and Culture
- AP Japanese Language and Culture
- AP Latin
- AP Physics 2: Algebra-Based
- AP Precalculus
- AP Research
- AP Spanish Language and Culture
- AP Spanish Literature and Culture

Speak to your counselor to see if these courses are available at your school.

For more information on all AP courses, visit [apcentral.collegeboard.org](https://apcentral.collegeboard.org).

# Logging in to the AP Potential Tool

A login form titled 'Welcome back. Please sign in.' It includes a 'Username' field with the text 'laceybonner', a 'Password' field with masked characters '.....', and a 'Remember me' checkbox. A blue 'Next' button is positioned below the password field. Below the button are links for 'Forgot username or password?' and 'Don't have an account? Create Account'.

- Navigate to [appotential.collegeboard.org](https://appotential.collegeboard.org)
- Enter your College Board professional account username and password



# Student Roster

[← Back](#) | [Start new search](#)

## Student Roster: Sue Landers High School (471828)

The following roster includes students identified based on your selections. A checkmark indicates the student is in the pool you defined for that subject. Click on the student's name to view student details, including gender, ethnicity, and a view of which pool the student falls into for each subject you have selected.

Subject  
All Subjects

[Generate Sample Letters](#)

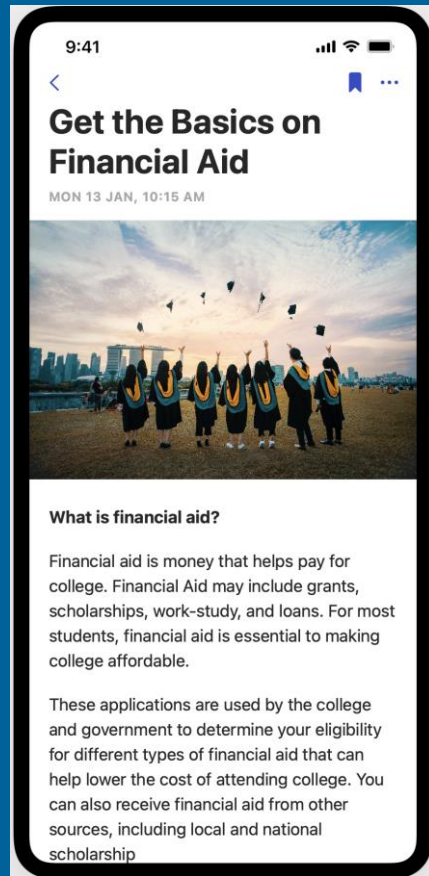

[Download Data](#)

Name	Grade	Biol	Psyc
		Pool: 40	Pool: 60
^	∧		
2	11th Grade	✓	✓
	11th Grade	✓	✓
	11th Grade	✓	✓
E	11th Grade	✓	✓
(ID: 20240312)	11th Grade	✓	✓
	11th Grade	✓	✓

Students per Page  
25

6 Students

< 1 >



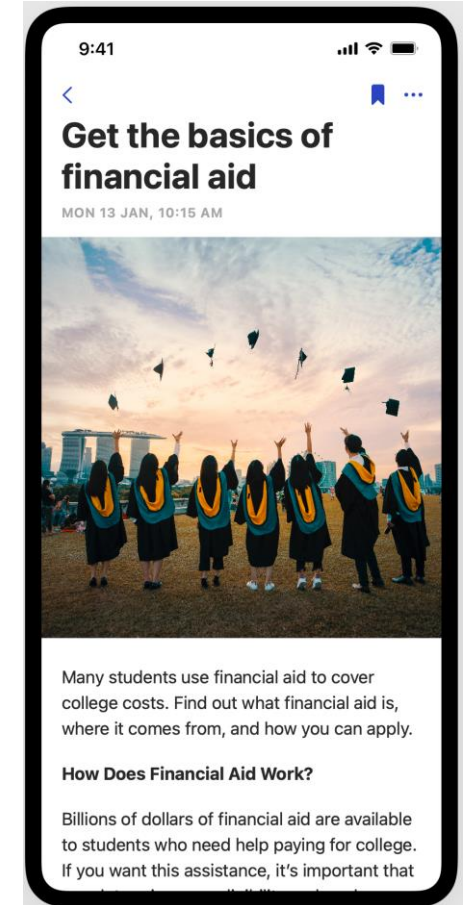

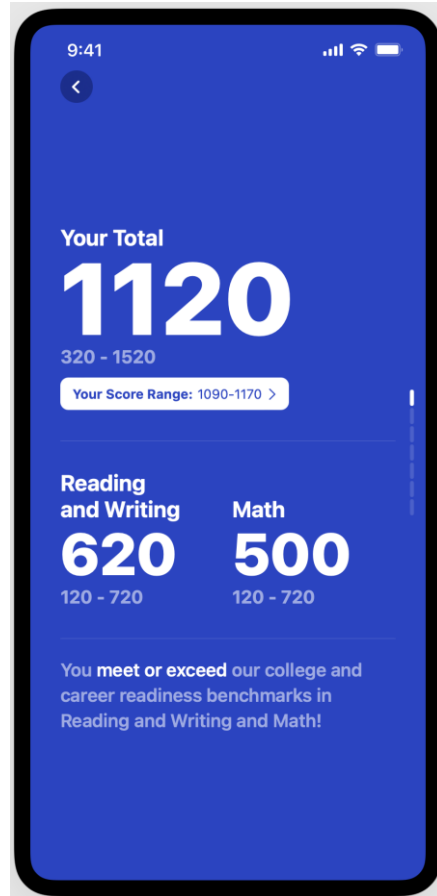
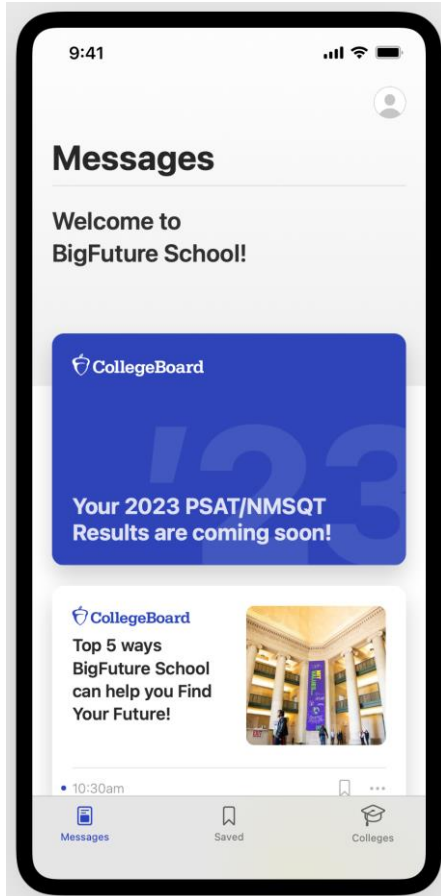
# The BigFuture School Mobile App

## The power to plan – in the palm of students' hands

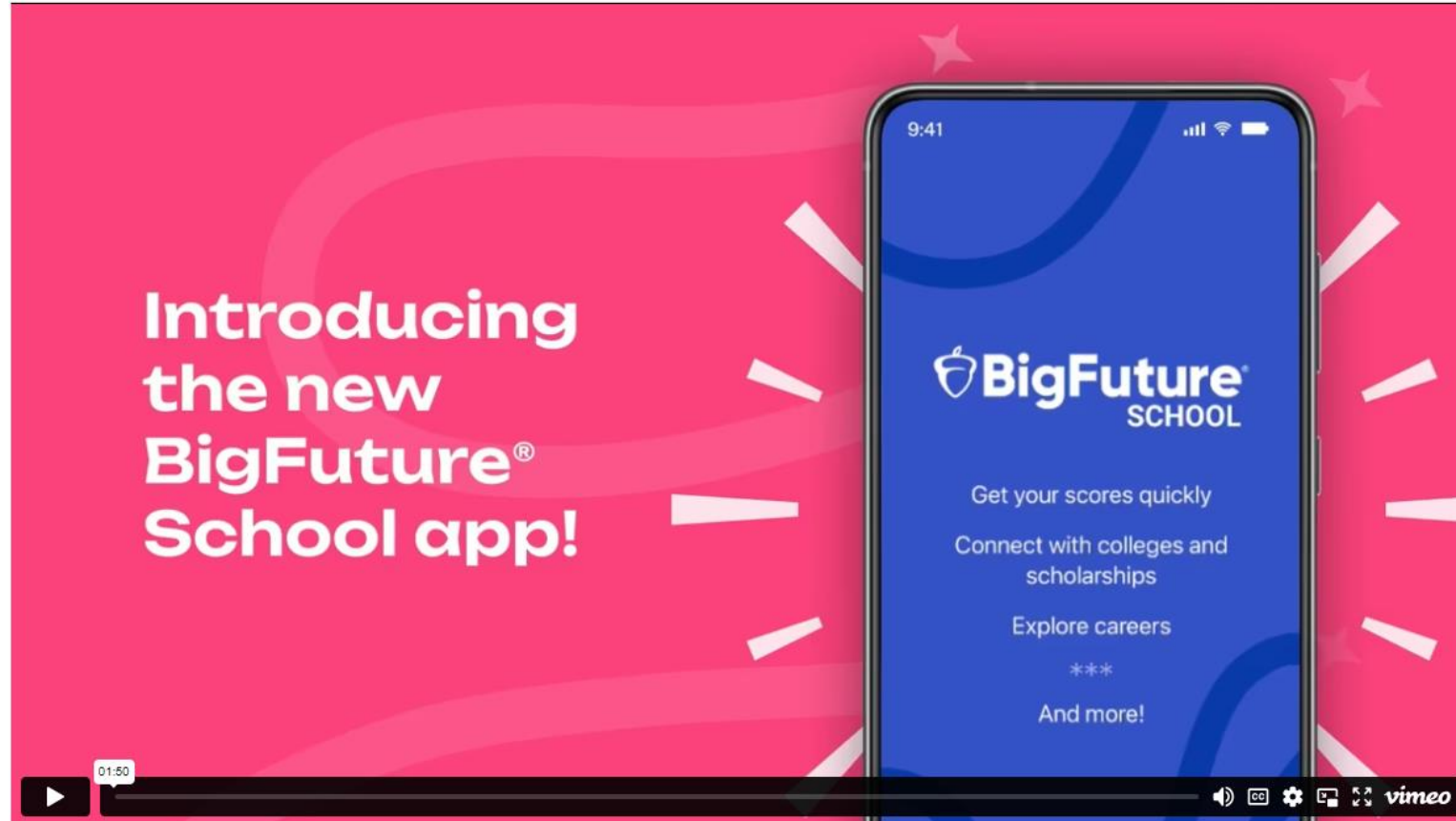
- Direct access to digital PSAT/NMSQT, PSAT 10 and SAT School Day scores.
- Customized career guidance and information about planning and paying for college.
- Connections – a feature exclusively for school day test takers that allows them to hear from nonprofit colleges and scholarship programs that may be a good match – without sharing personal information.

<https://satsuite.org/k12bigfutureschool>

# The Benefits of BigFuture School



# BigFuture School Video

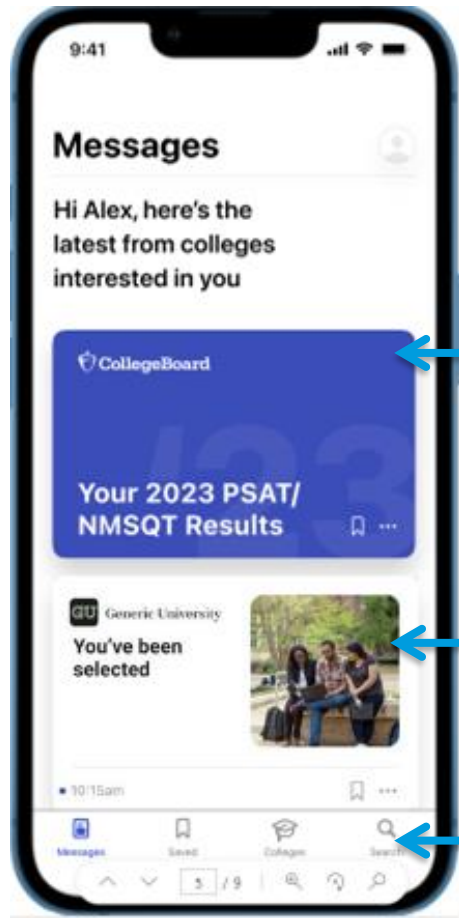


<https://www.youtube.com/watch?v=8EBLaG5ylvs>



# The Student Experience - Connections

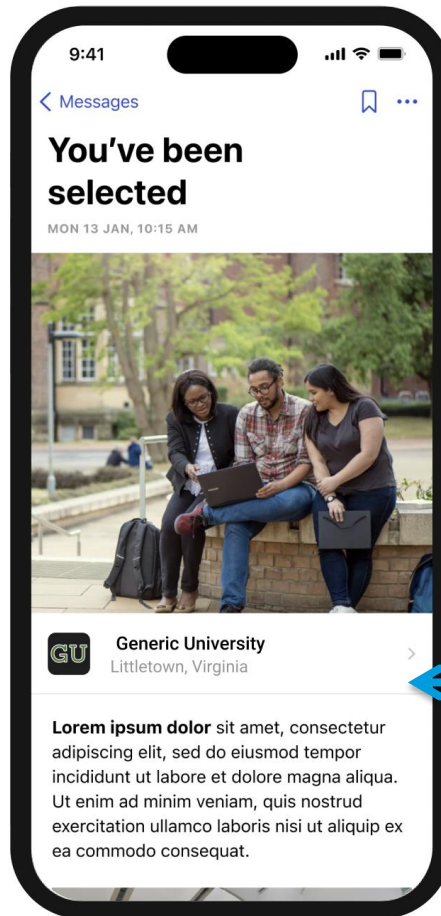
Giving students control over the planning process



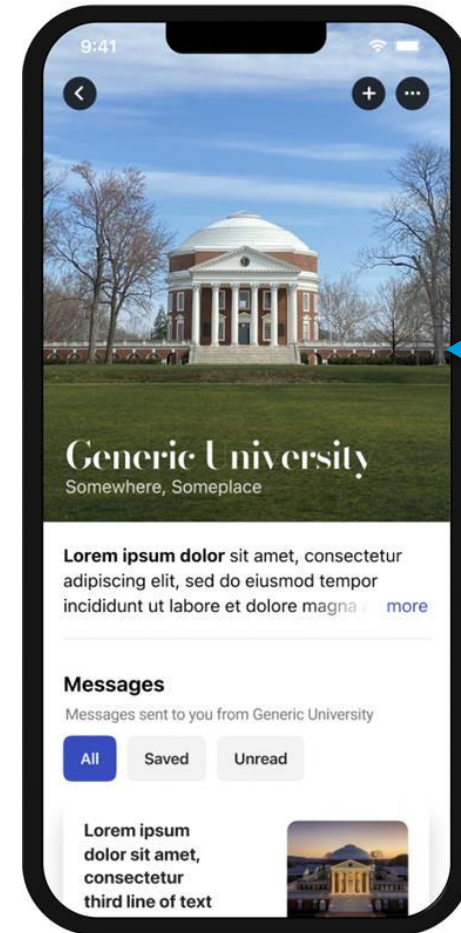
Score alert

College message view

Navigation icons



Detailed message view



College profile card

# General Timeline Toward Spring 2025 CT SAT



# Month-by-Month At-a-Glance

**Nov** SSD Coordinator Training

**Mar**

Testing Window opens on the 3rd  
Digital Readiness Checks 1-2 weeks  
before testing (early testers start in Feb)

**Jan** Accommodations request deadline  
SSD Coordinator Support Session  
Tech Coordinator Training

**Apr**

Testing Window closes on the 23rd

**Feb** Test Coordinator Workshops  
Test Day Toolkit Opens  
Role-Specific Online Training Opens  
Test Coordinators plan space & staff  
Tech Coordinators prep devices/networks

**May**

Score Release

---

# Contact Information

- PSAT  
College Board PSAT Customer Service: 888-477-7729
  
- CT SAT School Day Spring 2025  
866-609-2205  
CTSAT@collegeboard.org

# Thank You

