

Office Hours

April 4, 2024

**Smarter Balanced
Assessments**

**Next Generation Science
Standards (NGSS)**

**Connecticut Alternate
Assessment System**



Connecticut State Department of Education



Reminders



Meeting Reminders:

- The slide deck is posted in the chat.
- The meeting is being recorded and will be posted to the Student Assessment [Training](#) webpage.
- Attendees are on mute.
- We are monitoring the chat and will respond to your questions.
- Thanks for your ongoing support and partnership!
- Good luck with spring testing!



CSDE Assessment Team



**Abe Krisst, Bureau Chief
Student Assessment**

abe.krisst@ct.gov

(860) 713-6894

ctstudentassessment@ct.gov

Kim Johnson, Education Support Specialist

kimberly.johnson@ct.gov

(860) 713-6855

Cristi Alberino, Education Consultant

cristi.alberino@ct.gov

(860) 713-6862

Jeff Greig, Education Consultant

jeff.greig@ct.gov

(860) 713-6854

Michele Rosado, Education Consultant

michelle.rosado@ct.gov

860-713-6748

Special Populations Accessibility & Accommodations

Deirdre Ducharme

deirdre.ducharme@ct.gov

(860) 713-6859

Katie Seifert

Katherine.Seifert@ct.gov

(860) 713-6722



Cambium Assessment Project Team



Jen Chou, Program Director

jennifer.chou@cambiumassessment.com

Marie Musumeci, Program Coordinator

marie.musumeci@cambiumassessment.com

Christine Jung, Project Assistant

christine.jung@cambiumassessment.com




Who do I Contact?



Who	When	How
CSDE Performance Office	<ul style="list-style-type: none">• State Policy Test Administration Questions• Reporting of Security Breaches Only	860-713-6860 <u>ctstudentassessment@ct.gov</u>
Connecticut Help Desk- Cambium Assessment	<ul style="list-style-type: none">• Test Administration Procedure Questions• Technology Questions	844-202-7583 <u>cthelpdesk@cambiumassessment.com</u>



Participation Numbers



Summative Counts as of 5:00 AM; 04/04/24		
Program	Tests Started	Tests Completed
Smarter Balanced	17,929	8,861
NGSS	16,378	13,076
CTAS	94	74
CTAA	711	568
CAAELP	-	-
Total	35,112	22,579



Special Considerations Calendar 2024




	Deadline	Delivery Method
Designated Supports	<p>*Must be entered or submitted via batch upload in TIDE prior to testing.</p> <p>(This is for students who do not have IEPs/Section 504 plans)</p> <p>Refer to this updated resource for information on manually entering designated supports for students without an IEP or Section 504 Plan.</p>	TIDE Test Settings and Tools
Medical Exemptions (See Appendix C of the CSDE Assessment Guidelines for more information)	<p>April 5, 2024 – CAAELP</p> <p>April 26, 2024 - Connecticut SAT School Day</p> <p>June 7, 2024 - Smarter Balanced, NGSS, Connecticut Alternate Assessments</p>	DA Requests Application from CSDE



Manually Entering Designated Supports for Students who are not Section 504 or Special Education



Manually Entering Designated Supports for Students who are not Section 504 or Special Education



- Designated Supports for students who are not identified as Special Education or Section 504 can be entered directly into TIDE by the District Administrator (DA) or School Test Coordinator (SC) either manually or via the batch upload process.
 - These supports must be entered prior to testing.
 - They will be visible in the TIDE and will be immediately available to the student.

Connecticut Comprehensive Assessment Program



Entering Designated Supports for Students Without IEPs/Section 504 Plans

Designated Supports for students who are not identified as Special Education or Section 504 can be entered directly into TIDE by the District Administrator (DA) or School Test Coordinator (SC) either manually or via the upload process. These supports must be entered prior to testing and will be visible in the Test Administration Interface and will be immediately available to the student for use while taking the IAB or summative assessment. Once a designated support is set in TIDE, this setting will persist until the end of the school year. Please refer to the [Accessibility Chart](#) and the [Embedded and Non-Embedded Designated Supports for English Learners](#) for additional guidance.

IMPORTANT: Students who have designated supports and/or accommodations documented in implemented Individualized Education Programs (IEPs) or Section 504 Plans will have their testing supports sync directly to TIDE from CT-SEDS. Accommodations and designated supports should **never** be manually entered (or batch uploaded) into TIDE for these students. If you find a discrepancy with a student's accommodations or designated supports, please contact the student's Case Manager. All edits must be made through the amendment or reconvening process in CT-SEDS.

ENTERING DESIGNATED SUPPORTS

Follow these steps to enter designated supports for students in the general education population, including ELMs who do not have an IEP or Section 504 Plan.

1. From the Connecticut Comprehensive Assessment Program portal (<https://ct.portal.camblumet.com/>), select the Smarter Balanced card.
Figure 1 Smarter Balanced Card
2. Click on the TIDE card, then select the Test Settings and Tools task menu from the dashboard.
Figure 2 TIDE Card and Test Settings and Tools



Manually Entering Designated Supports Continued



IMPORTANT: Do not include students with IEPs or Section 504 plans in any batch uploads.

- Designated supports and accommodations sync directly to TIDE from CT-SEDS.
- If you find a discrepancy with a student's accommodations or designated supports, please contact the student's Case Manager.
- All edits must be made through the amendment or reconvening process in CT-SEDS.

Connecticut Comprehensive Assessment Program



Entering Designated Supports for Students Without IEPs/Section 504 Plans

Designated Supports for students who are not identified as Special Education or Section 504 can be entered directly into TIDE by the District Administrator (DA) or School Test Coordinator (SC) either manually or via the upload process. These supports must be entered prior to testing and will be visible in the Test Administration Interface and will be immediately available to the student for use while taking the IAB or summative assessment. Once a designated support is set in TIDE, this setting will persist until the end of the school year. Please refer to the [Accessibility Chart](#) and the [Embedded and Non-Embedded Designated Supports for English Learners](#) for additional guidance.

IMPORTANT: Students who have designated supports and/or accommodations documented in implemented Individualized Education Programs (IEPs) or Section 504 Plans will have their testing supports sync directly to TIDE from CT-SEDS. Accommodations and designated supports should **never** be manually entered (or batch uploaded) into TIDE for these students. If you find a discrepancy with a student's accommodations or designated supports, please contact the student's Case Manager. All edits must be made through the amendment or reconvening process in CT-SEDS.

ENTERING DESIGNATED SUPPORTS

Follow these steps to enter designated supports for students in the general education population, including ELMs who do not have an IEP or Section 504 Plan.

1. From the Connecticut Comprehensive Assessment Program portal (<https://ct.portal.camhiu.net>), select the Smarter Balanced card.
2. Click on the TIDE card, then select the Test Settings and Tools task menu from the dashboard.




Accessibility and Special Populations



2023-24 Accessibility Features for Connecticut Smarter Balanced and Next Generation Science Standards (NGSS) Assessments

Universal Tools Available to All Students		Designated Supports Available to Any Student With a Need Determined by Educator Teams		Accommodations Available to Students with an IEP or Section 504 Plan	
Embedded	Non-Embedded	Embedded	Non-Embedded	Embedded	Non-Embedded
Digital Notepad	Scratch Paper/whiteboard with marker	Print Size Online	Magnification	Permissive Mode (compatible third-party accessibility software)	
		Color Contrast	Color Contrast	Refreshable Braille	
		Masking	Color Overlay	Braille Type (UEB/UEB Nemeth)	Braille Booklet (UEB/UEB Nemeth)
		Mouse Pointer			Large Print Booklet
		Streamline			Human Signer/Visual Support for ELA Items and Math/Science
English Glossary ^		Text-to-Speech- ELA Items (NOT ELA Reading Passages), Math and Science Stimuli and Items	Read Aloud (English) ELA Items, Math and Science Stimuli and Items ~ + Review Read Aloud Guidelines	American Sign Language Video (ELA Listening, Math) ^	Stimuli and Items # ~ +
Expanded Passages/Stimuli/Items			Read Aloud in Spanish (Math, Science) * ~ + Review Guidelines for Spanish Read Aloud of Stimuli and Items		Human Signer/Visual Support for ELA Reading Passages (Grades 3-8) # ~ +
Highlighter		Text-to-Speech-Spanish (Math, Science Stimuli and Items) *		Braille/Audio Transcription (ELA Listening) +	
Keyboard Commands		Spanish Presentation (Math, Science) (Toggle) * Updated!		Closed Captioning (ELA Listening)	
Line Reader			Translations Glossary (Math) (Includes Illustration Glossary as an available language support) * Translation Glossary (Math) (Includes Illustrative Glossary as an available language support) (Note: Requires large-print test booklet and must be requested through CAI Help Desk.) *	Text-to-Speech ELA Reading Passages (Grades 3-8); Complete the Decision Guidelines for Text-to-Speech of the Smarter Balanced ELA Reading Passages	Read Aloud ELA Reading Passages (Grades 3-8) # ~ + Complete the Documented Evidence for a Read Aloud of the Smarter Balanced ELA Reading Passages
Mark for Review					Alternate Response Options
Math Tools		Turn off any universal accessibility tool	Smarter Balanced Translated Test Directions (Math, ELA) * ^	Word Prediction New!	
Writing Tools			Bilingual Dictionary (Science) *	Speech-to-Text +	Scribe # ~ +
Strikethrough			Simplified Test Directions (Test Administration Manual for Math and ELA) ^ +		Abacus
Zoom					(Braille/Talking) Specialized Calculator (Math Grades 6-8 Segment 1 ONLY; Science Grades 5, 8, & 11) +
Desmos Calculator (Math Segment 1 ONLY, Grades 6-8; Science Grades 5, 8, and 11)	Calculator (Science Grades 5, 8, & 11)		Native Language Reader of Test Directions (Test Administration Manual for Math, ELA, Science) * +		Calculator (Math Grades 6-8 Segment 1 ONLY) #
NGSS Periodic Table (Grades 8 & 11) English and Spanish	NGSS Periodic Table (Grades 8 & 11) English and Spanish *		Translated Test Directions in ASL (Test Administration Manual for Math, ELA, Science) New! +		Multiplication Table (Grades 3-8)
			Printed Test Directions in English (Test Administration Manual for Math, ELA, Science) New!		100s Number Table (Grades 3-8)
			Separate Setting		Math Manipulatives (Grades 3-8) # +
			Amplification +		Print on Demand # + (Contact the CSDE)
			Noise Buffer		Medical Device (e.g., glucose monitor)
					Customized Medical Accommodations # ~ + (Contact the CSDE)

Refer to the [CSDE Assessment Guidelines](#) for detailed information on universal tools, supports, and accommodations.



Key

- ^ NOT available for Science
- * Suggested for English learners/multilingual learners (ELs/MLs)
- + Individual Test Setting
- # Special Documented Accommodation
- ~ Requires Trained Educator



Checking Accessibility Features



- PPTs should review and confirm that designated supports and accommodations are not conflicting when selecting them for statewide testing. For example, selecting:
 - ☐ Embedded Text-to-Speech and Non-Embedded Read Aloud
 - ☐ Embedded Speech-to-Text and Scribe
 - ☐ Embedded Color Contrast and Non-Embedded Color Contrast or Color Overlay
 - ☐ Braille Booklet and Large Print
 - ☐ Specialized Calculator (Grades 6-8 Math or Science Grades 5, 8, and 11), which is a Braille/Talking Calculator, and Calculator (Math Grades 6-8 Special Documented Accommodation)



Non-Embedded Tools

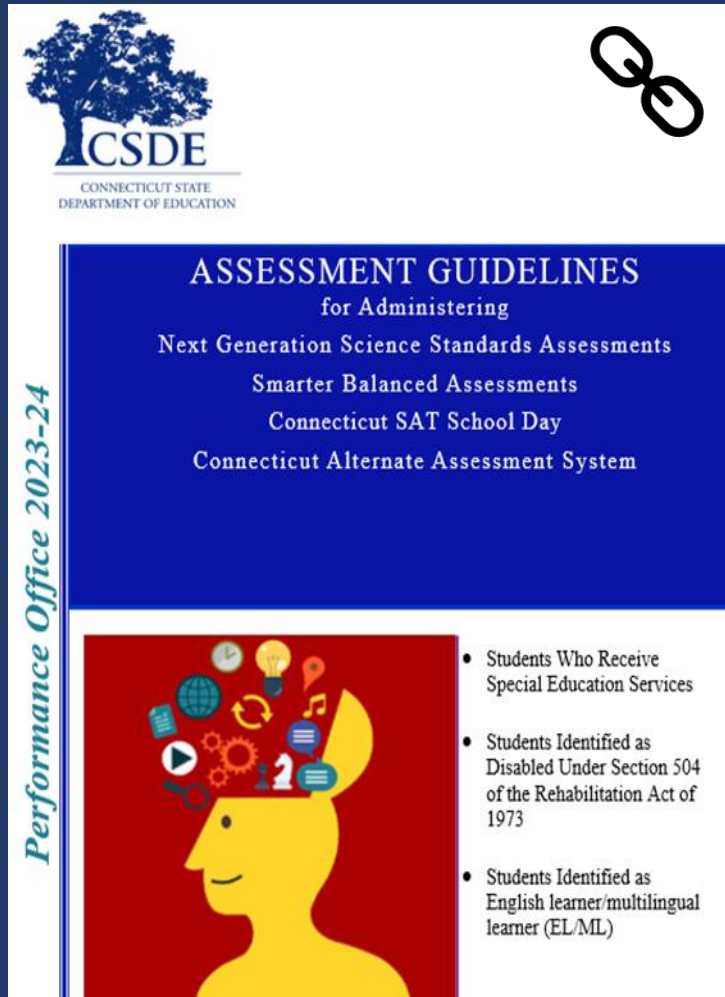


Reminder: Any non-embedded universal tools, designated supports or accommodations should be prepared in advance for student ahead of test day.

- Refer to the student's TIDE dashboard or CT-SEDS accommodation report for a list of non-embedded supports.
- Most non-embedded test tools can be downloaded and printed from the CAI portal: [Home Page](#).
- To access resources related to Special Documented Accommodations, refer to these guidelines: [Process for Requesting Special Documented Accommodations \(cambiumast.com\)](#)



CSDE Assessment Guidelines



- The [CSDE Assessment Guidelines](#) include detailed information related to accessibility supports and accommodations on statewide assessments.
- They provide guidance related to special circumstances such as medical exemptions and requests for non-standard special documented accommodations.



TIDE and CT-SEDS Resources



How to Cross Reference TIDE Student Settings and CT-SEDS Accommodations Reports



Checking Student Settings in TIDE and CT-SEDS Reports

reference sheet:

This resource provides a step-by-step process to cross check accommodations in CT-SEDS and TIDE to ensure accurate supports are reflected between both platforms.

Checking Student Settings in TIDE and CT-SEDS

The purpose of this document is to provide specific directions on how to check designated supports and accommodations set in TIDE and how to compare them to the Accommodations Report in "CT-SEDS Everyday". This will help confirm these designated supports and accommodations have been populated correctly in TIDE prior to summative testing.

Checking Settings in TIDE:

1. Go to the [Connecticut Comprehensive Assessment Program Portal](#).
2. Click on the [Smarter Balanced Card](#) (see Figure 1).
3. Go to the TIDE card and log in to TIDE (see Figure 2).
4. On the TIDE main landing page under Preparing for Testing, select "Students" (see Figure 3).
5. Then, select "View/Edit/Export Student" (see Figure 4).
6. On the "Search Students" page, select the student, school, or grade you will be checking and select "Search" (see Figure 5).
7. You can do an Advanced Search by category/search field. For example, under the "Advanced Search" field, select "IDEA" from the drop-down menu and select the "Yes" radio button. Then, select "Add."
8. Click submit for the report to populate (see Figure 5).

Additionally, to generate a separate report for Section 504, repeat Step 7 but select "Section 504" from the drop-down menu and select the "Yes" radio button. Then, select "Add."

Note: You will not be able to filter by IDEA and 504 in the same search (see Figures 6 and 7)

Figures 1 through 7 show screenshots of the TIDE interface, including the Smarter Balanced Card, TIDE login, Student selection, and Search results.

Checking Student Settings in TIDE and CT-SEDS

checking Supports in CT-SEDS Everyday:

There are currently two basic reports in CT-SEDS Everyday available to *OSEP Aggregate District Administrators* and *OSEP Aggregate Data Manager* user types. To access these reports, click the **Reporting** tab on the dark blue navigation panel, and then click **CT-SEDS Everyday**.

To Access the IEP Accommodations Report: Click the **Special Education Tab Accommodations Report**.

Scroll to the bottom of the page and select **Generate Report**.
If you wish to select accommodation by school(s), grade level(s), assessment(s), or specific accommodation, use the selection tool to filter results, then select **Generate Report**.

To access the Section 504 Accommodations Report: Click the **504 Tab Accommodations Report**.

Scroll to the bottom of the page and select **Generate Report**.
If you wish to select accommodation by school(s), grade level(s), assessment(s), or specific accommodation, use the selection tool to filter results, then select **Generate Report**.

Figures 1 through 7 show screenshots of the CT-SEDS Everyday interface, including the Reporting tab, Special Education Tab, and 504 Tab.




CT-SEDS and TIDE Accommodations



If contacting the CSDE, please provide the following information:

- SASID
- IEP/Section 504 plan implementation date
- Designated supports/accommodations currently implemented in the IEP/504 plan for each applicable test area (Smarter Balanced Math, ELA, NGSS) for State Testing Accommodations
- Designated supports/accommodations populated in TIDE.



CT-SEDS/TIDE Syncing Concerns|

Districts can use this optional form to collect information about accommodation issues identified between CT-SEDS and TIDE. Please complete this form and email to [Deirdre Ducharme \(deirdre.ducharme@ct.gov\)](mailto:Deirdre.Ducharme@ct.gov) and [Katie Seifert \(katherine.seifert@ct.gov\)](mailto:Katie.Seifert@ct.gov) so that they can provide appropriate assistance.

District Name: _____

Document accommodation issues below.

Today's Date	Student SASID	Date of Implemented IEP/Section 504 Plan	List Accommodations in Documented Plan for each applicable testing subject (Smarter Balanced Math, ELA, NGSS).	List current accommodations in TIDE.	CSDE Comments (Once this document is submitted to the CSDE for their review, they will populate this column with their findings/next steps.)



Test Security



Test Attestation Page



Important!✕

All test items and test materials are secure and must be handled appropriately. Educators who administer Connecticut's summative assessments (e.g., Smarter Balanced, Connecticut Alternate Assessment, NGSS Assessments, and Connecticut Alternate Science) are required to maintain security of the tests, the testing materials, and the testing environment. Maintaining the security and integrity of the entire assessment process is vital to ensuring the reliability of the results and the validity of the inferences made about student performance.

Connecticut's test security requirements are outlined in the respective Test Administration Manuals listed below:

Smarter Balanced Test Administration Manual (see pages 2-5, 31 and 35)
Connecticut Alternate Assessment Test Administration Manual (see pages 25-29)
NGSS Assessment Test Administration Manual (see pages 9-11, 41 and 43)

If you have any questions, please contact your School or District Coordinator.

WARNING! You are in the process of selecting a Summative Test. Students only have one opportunity to take this test. Please confirm your selection below and click OK to continue. If you are ready to administer the SUMMATIVE TEST, type **Summative** in the box.

hello

Please enter the correct word.

OK

Cancel

QUESTIONS

FROM THE

CHAT

[illegible]