

PERFORMANCE MATTERS

News from the CSDE Performance Office



Volume 9 | Issue 4 | October 2024

www.ct.gov/sde/performanceoffice

Page 2

[Connecticut Students Show a Second Year of Improved Attendance and Math and Science Scores](#)

[U.S. Department of Education Awards Competitive Grant for State Assessments \(CGSA\) to Connecticut](#)

Page 3

[EdSight Reports Updated to Include 2023-24 Data](#)

[Register for *Behind the Numbers: EdSight Secure Attendance Reports*](#)

Page 4

[Smarter Balanced Sample Items Website Updated with Newly Released Items](#)

[U.S. Department of Education's Privacy Technical Assistance Center \(PTAC\) Conducting Two In-Person Training Sessions in Connecticut](#)

Page 5

[CSDE Releases Two New EdSight Dashboards](#)

[Key Resources Data Acquisition Plan](#)

[Timely/Accurate Calendar](#)

[EdSight](#)

[Performance Office Directory](#)

Three Connecticut Schools Named 2024 National Blue Ribbon Schools

Congratulations to Connecticut's three 2024 National Blue Ribbon Schools. This award is given annually to select schools across the nation for demonstrating overall high achievement or success in closing achievement gaps.

The three schools are:

- [Daniel Hand High School](#) in Madison;
- [Israel Putnam Elementary School](#) in Meriden; and
- [Sunnyside Elementary School](#) in Shelton.

Principals of the three schools and their district leadership were invited to the State Board of Education meeting on October 9, 2024, to be formally recognized.

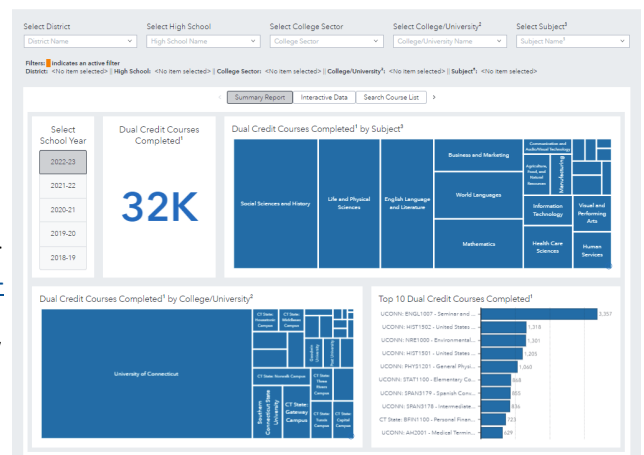


The Governor's press release is available [here](#).

New EdSight Dashboard on Dual Credit Courses Completed

In August, the CSDE launched a [new dashboard](#) on dual credit courses completed. This dashboard presents the dual credit courses completed by Connecticut high school students at institutions of higher education (IHE). The CSDE derives data for this dashboard by matching IHE dual credit enrollment data with public school enrollment data. The CSDE also assigned the IHE courses to the [NCES SCED subject categories](#). The dashboard allows for the data to be viewed by college/university, subject, district, school, and course title. On September 17, 2024, the Performance Office hosted a *Behind the Numbers* webinar to showcase the dashboard.

The [session recording](#) is available as part of the *Behind the Numbers* [playlist](#) on the [CSDE YouTube Channel](#).



Connecticut Students Show a Second Year of Improved Attendance and Math and Science Scores

On August 27, the Connecticut State Department of Education (CSDE) released chronic absenteeism data from 2023-24 along with results from the spring 2024 state assessments. The results were shared in a [press release](#) and



discussed during a briefing at the Legislative Office Building in Hartford. District leaders from Bethel, East Hartford, Meriden, and Odyssey Community School participated in a panel discussion during the event to share strategies they have implemented as well as continuing challenges. A [recording of the event](#) by CT-N is also available.

U.S. Department of Education Awards Competitive Grant for State Assessments (CGSA) to Connecticut

Connecticut has been selected by the U.S. Department of Education for funding of our partnership with Smarter Balanced and its member states to increase student choice and student voice in constructed response (open-ended) assessment items.

The Connecticut State Department of Education (CSDE) is no stranger to fostering greater student engagement and student voice in the educational process through investments such as the [Learner Engagement and Attendance Program LEAP \(ct.gov\)](#), [Voice4Change \(ct.gov\)](#), and the [BetterWithYou \(ct.gov\)](#) campaign. The CSDE is bringing that energy to its statewide assessment system.

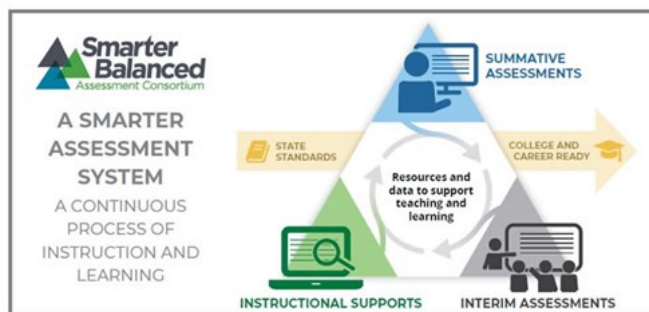
[Connecticut's Sensible Assessment System](#) not only includes high-quality Smarter Balanced summative assessments for state and federal accountability, but also offers educators with a broad array of around 200 short Smarter Balanced interim block assessments in ELA and mathematics at no cost to districts. These short assessments can help teachers monitor student learning throughout the year and support classroom instruction, while potentially eliminating the need for other redundant assessments.

This new funding will enhance the Smarter Balanced interim block assessments with student choice and locally responsive open ended tasks and items. The assessment will promote student engagement by asking students to select their preferred topic within performance task (PT) and brief write (BW) choices from

a family of prompts that are relevant to students' local contexts.

This multi-year project will include robust professional learning that supports educators in making the shift to incorporating student choice and locally responsive content in classroom assessment and instructional practices, resulting in coherence across instruction, formative assessment, and interim assessment—with a long-term goal of including these innovations in the summative assessment as well.

The CSDE looks forward to collaborating with Smarter Balanced, other member states, and assessment expert vendors in the innovative project.



EdSight Reports Updated to Include 2023-24 Data

Performance Office staff have been intently focused on processing and releasing data on EdSight and EdSight Secure as quickly as possible. The public reports in the table below have been updated to reflect 2023-24 results.

As indicated in the table, these reports are components of the Next Generation Accountability reports. Schools can use the online [Accountability Estimator Tool](#) to estimate a school or district's overall Accountability Index before final accountability reports are issued. The Performance Office hosted a *Behind the Numbers* session in September 2023 to demonstrate how to use the online tool. The [recording](#) is available on the CSDE YouTube Channel.

Report	Accountability Indicator	Release Date
Performance Index (DPI/SPI)	1 a-f	August 2024
Smarter Balanced Growth	2 a-d	August 2024
LAS Links Growth	2 e-f	May 2024
Chronic Absenteeism	4	August 2024
College-and-Career-Readiness: Course-Taking	5	October 2024
Preparation for Postsecondary and Career Readiness- Exams and College Credit	6	Coming Soon!
On-Track in Grade 9	7	October 2024
4-year graduation rate (all students)	8	June 2024
6-year graduation rate (students with high needs)	9	August 2024
College Entrance and Persistence	10	October 2024
CT Physical Fitness Assessment	11	October 2024
Arts Access	12	October 2024

Register for *Behind the Numbers: EdSight Secure Attendance Reports*

On September 19, 2024, the CSDE released the Yearly Attendance Report and the Monthly Attendance Report in EdSight Secure. The first report shows attendance data collected during June PSIS, the second shows data collected during the monthly attendance collections.

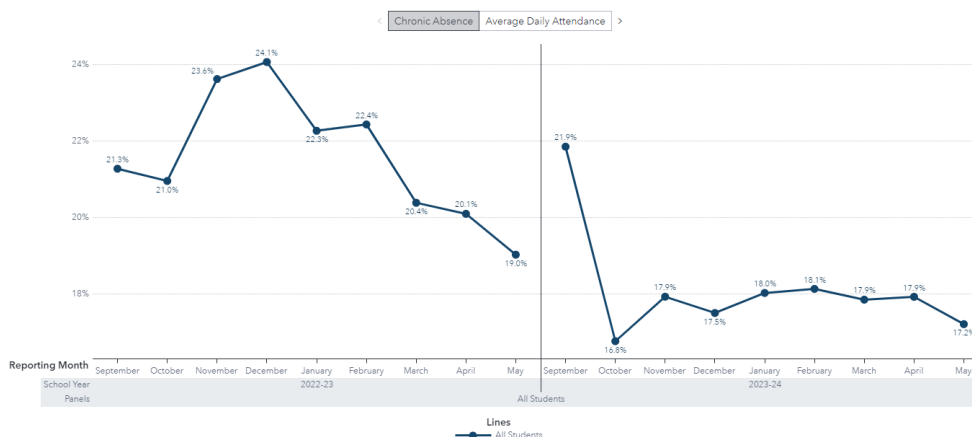
These dashboards show authorized users visualizations that mirror the graphs available on the Attendance report on EdSight

public. Users can view student-level data, and can disaggregate chronic absence, average daily attendance,

and truancy rates by student characteristics such as race, gender, English Learner/Multilingual Learner, Students with Disabilities, and high-needs status. The data for this report were submitted by districts through the [Public School Information System \(PSIS\) June Collection](#) and the

[Monthly Attendance Data Collection](#).

REGISTER for the *Behind the Numbers: EdSight Secure Attendance Reports* webinar on November 14, 2024, 1 PM – 2 PM, to learn more about how these



reports enhance access to important data.

Smarter Balanced Sample Items Website Updated with Newly Released Items

The Smarter Balanced [Sample Items website](#) provides examples of test questions used on English language arts/ literacy and math assessments. Test questions are developed with extensive involvement by educators , including test question writing, reviewing for accuracy, and ensuring questions are fair for all test takers.

Each year, Smarter Balanced releases assessment items to the public with the goal of illustrating the full spectrum of Smarter Balanced content across all Claims, Targets, and task models. This year, the following numbers of newly released items are available on the [Sample Items website](#):

- 79 ELA/literacy items
- 42 mathematics items

The [Sample Items website](#), organized by grade and subject, displays items and stimuli in the way that students will see them on Smarter Balanced assessments. Items on the Sample Items website are fully interactive with a range of accessibility resources. Sample test items and stimuli can be used for classroom or independent activities in both in-person and remote learning.

About Test Items

Smarter Balanced assessments use a variety of item types to accurately measure what students know and can do. To learn more and see an example item, select an item type below.

Table Interaction

The Table interaction type requires a keyboard entry into table cells.

About This Item

183246

Part of a multiplication table is shown.

What two numbers correctly complete the pattern in the table?
Enter your answers in the table.

12	15	18	21
16		24	28
20		30	35
24	30	36	42

U.S Department of Education's Privacy Technical Assistance Center (PTAC) Conducting Two In-Person Training Sessions in Connecticut

On November 6, 2024, the CSDE is hosting the U.S. Department of Education's Privacy Technical Assistance Center (PTAC) as they provide a pair of important trainings on the Family Educational Rights and Privacy Act (FERPA). The first is titled "FERPA Deep Dive". This two-hour training goes over the basics of FERPA and is good for both new and experienced staff. More on this session can be found [here](#).

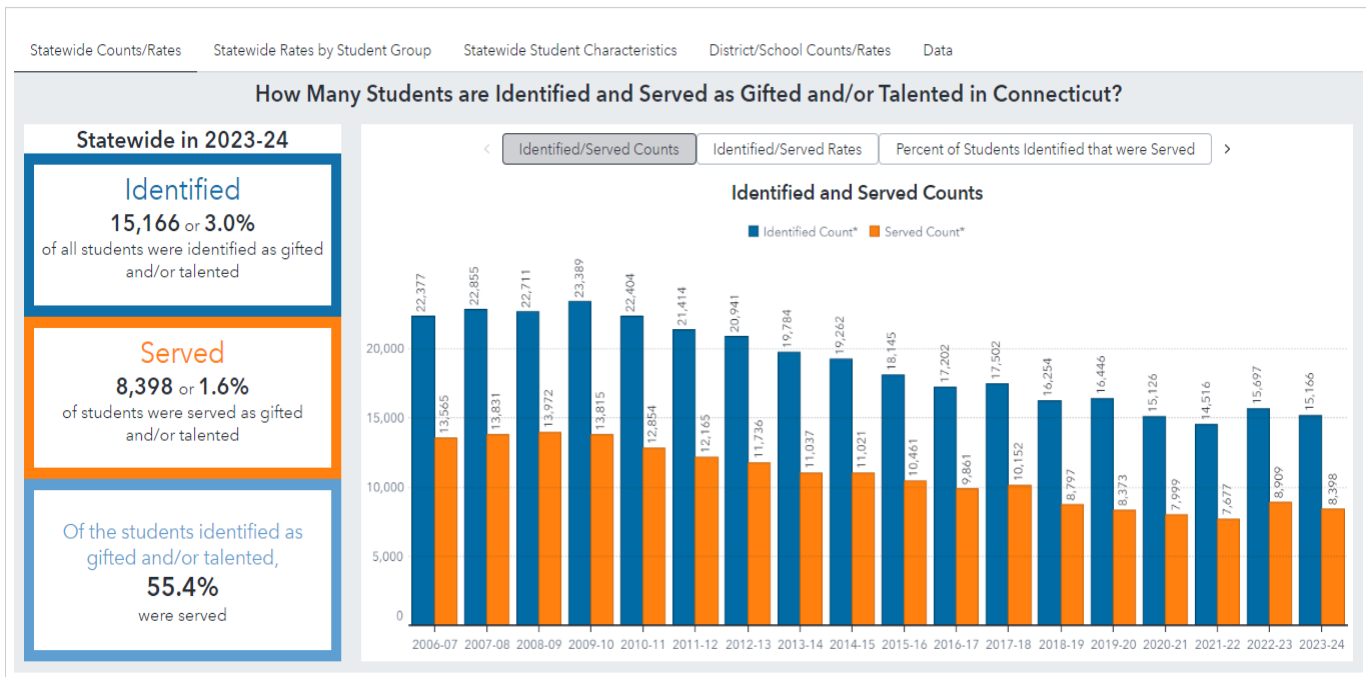


The second session titled "Vetting Education Technology" is focused on Technology Directors and those responsible for providing educational technology in a safe and secure manner. More information on this hour session can be found [here](#).

Both sessions are in-person trainings to be held in Hamden at ACES and will require prior registration (available at the links above).

CSDE Releases Two New EdSight Dashboards to Provide More Information About Connecticut's Gifted and Talented Students and Educator Vacancies Statewide

The new [Gifted and Talented Dashboard](#) allows users to view data about gifted and/or talented students at the school, district, and state levels and disaggregate data by student groups including race/ethnicity, gender, eligibility for free and reduced-price meals, English Learner/Multilingual Learner status, and special education status. For information on how students are identified as Gifted and Talented and requirements for identification and service of these students, please visit the [Gifted and Talented webpage](#).



The [Educator Vacancy Dashboard](#) presents data for Connecticut public school districts and approved private special education programs (APSEP). Vacancies are budgeted positions that districts and APSEPs are actively working to fill. The dashboard allows users to view state or district/APSEP-level vacancy data for teachers, paraeducators, and special service endorsements. The vacancy data were collected through a survey of districts and APSEPs conducted in August. The same survey will be conducted again in February 2025 following which the dashboard will be updated in March.

