

## Healthy Food Certification Participation for School Year 2023-24

Public school districts that choose to implement the healthy food option of Healthy Food Certification (HFC) under [Section 10-215f](#) of the Connecticut General Statutes must follow the [Connecticut Nutrition Standards](#) for all foods sold to students separately from reimbursable school meals. For school year 2023-24, 186 of the 192 eligible districts and schools (96.9 percent) are implementing the healthy food option of HFC. HFC-eligible districts are public schools that participate in the U.S. Department of Agriculture’s (USDA) National School Lunch Program (NSLP). Public schools include public school districts, the Connecticut Technical Education and Career System (CTECS), charter schools, interdistrict magnet schools, endowed academies, and regional educational service centers.

HFC districts that are new to HFC or have returned to HFC for school year 2023-24 are indicated in **bold**. Schools that participate in the NSLP through an interschool agreement with another Public Schools may choose to implement the healthy food option of HFC if the sponsoring Public Schools implements HFC. These schools are indicated under “Interschool Agreements” on page 3, with the sponsoring district indicated in parentheses.

School districts not listed have either chosen not to implement HFC or are not eligible for HFC. For more information, refer to the Connecticut State Department of Education’s (CSDE) [Map of Connecticut School Districts Participating in HFC](#).

### Public School Districts

1. Ansonia School District
2. Ashford School District
3. Avon School District
4. Berlin School District
5. Bethany School District
6. Bethel School District
7. Bloomfield School District
8. Bolton School District
9. Bozrah School District
10. Branford School District
11. Bridgeport School District
12. Bristol School District
13. Brookfield School District
14. Canterbury School District
15. Canton School District
16. Chaplin School District
17. Cheshire School District
18. Chester School District
19. Clinton School District
20. Colchester School District
21. Coventry School District
22. Cromwell School District
23. Danbury School District
24. Deep River School District
25. Derby School District
26. East Haddam School District
27. East Hampton School District
28. East Hartford School District
29. East Haven School District
30. East Lyme School District
31. East Windsor School District
32. Ellington School District
33. Essex School District
34. Fairfield School District
35. Farmington School District
36. Glastonbury School District
37. Granby School District
38. Greenwich School District
39. Griswold School District
40. Groton School District
41. Guilford School District
42. Hamden School District
43. Hartford School District
44. Hebron Public Schools

## Healthy Food Certification Participation for School Year 2023-24

45. Kent School District
46. Killingly School District
47. Lebanon School District
48. Ledyard School District
49. Lisbon School District
50. Manchester School District
51. Mansfield School District
52. Marlborough School District
53. Meriden School District
54. Middletown School District
55. Milford School District
56. Montville School District
57. Naugatuck School District
58. New Britain School District
59. New Fairfield School District
60. New Haven School District
61. New London School District
62. New Milford School District
63. Newington School District
64. Newtown School District
65. North Branford School District
66. North Canaan School District
67. North Haven School District
68. North Stonington School District
69. Norwalk School District
70. Norwich School District
71. Old Saybrook School District
72. Orange School District
73. Oxford School District
74. Plainfield School District
75. Plainville School District
76. Plymouth School District
77. Portland School District
78. Preston School District
79. Putnam School District
80. Rocky Hill School District
81. Salem School District
82. Salisbury School District
83. Seymour School District
84. Sharon School District
85. Shelton School District
86. Simsbury School District
87. Southington School District
88. South Windsor School District
89. Sprague School District
90. Stafford School District
91. Stamford School District
92. Stonington School District
93. Stratford School District
94. Suffield School District
95. Thomaston School District
96. Thompson School District
97. Tolland School District
98. Torrington School District
99. Trumbull School District
100. Vernon School District
101. Voluntown School District
102. Wallingford School District
103. Waterbury School District
104. Waterford School District
105. Watertown School District
106. Westbrook School District
107. West Hartford School District
108. West Haven School District
109. Wethersfield School District
110. Willington School District
111. Winchester School District
112. Windham School District
113. Windsor School District
114. Windsor Locks School District
115. Wolcott School District
116. Woodbridge School District
117. Woodstock School District
118. Regional School District 01
119. Regional School District 04
120. Regional School District 05
121. Regional School District 07
122. Regional School District 08
123. Regional School District 09
124. Regional School District 10
125. Regional School District 13
126. Regional School District 14
127. Regional School District 15
128. Regional School District 16
129. Regional School District 17
130. Regional School District 18

# Healthy Food Certification Participation for School Year 2023-24

## Magnet Schools, Charter Schools, and Regional Education Service Centers (RESCs)

1. Achievement First Bridgeport Academy District
2. Amistad Academy District
3. Area Cooperative Educational Services (ACES)
4. Brass City Charter School District
5. Capital Preparatory Harbor School District
6. Capitol Region Education Council (CREC)
7. Common Ground High School District
8. Eastern Connecticut Regional Educational Service Center (EASTCONN)
9. EdAdvance
10. Elm City College Preparatory School District
11. Great Oaks Charter School District
12. Highville Charter School District
13. Integrated Day Charter School District
14. Interdistrict School for Arts and Communication District
15. LEARN
16. Park City Prep Charter School District
17. Stamford Charter School for Excellence District
18. The Bridge Academy
19. The Gilbert School

## Interschool Agreements

(Sponsoring district is listed in parentheses)

1. Achievement First Hartford (Hartford)
2. Andover Elementary School (Coventry)
3. Barkhamsted Elementary School (EdAdvance)
4. Booker T. Washington (New Haven)
5. Botelle School, Norfolk (EdAdvance)
6. Brooklyn Elementary & Brooklyn Middle School (EASTCONN)
7. Canaan School District: Lee H. Kellogg School (Region 1)
8. CES Cooperative Educational Services Site 37, Trumbull (Bridgeport)
9. CES Six to Six Magnet School Site 90 (Bridgeport)
10. **CES Special Education Center Site 91, Trumbull (Bridgeport)**
11. Colebrook Consolidated School (EdAdvance)
12. Columbia Horace Porter School (EASTCONN)
13. Connecticut River Academy at Goodwin University (LEARN)
14. **Cornwall Consolidated School (Region 1)**
15. CREC Discovery Academy (Wethersfield)
16. CREC Glastonbury/East Hartford Magnet School (Glastonbury)
17. CREC Learning Corridor Montessori Magnet (Hartford)
18. **CREC Magnet Schools Pre-K Annex at Progress Drive (Wethersfield)**
19. CREC Museum Academy (Bloomfield)
20. Edwin O. Smith High School (Region 19)
21. Explorations Charter School (EdAdvance)
22. Franklin Elementary School (Griswold)
23. Hampton Elementary School (EASTCONN)
24. Hartland School (EdAdvance)
25. Jumoke Academy Charter (Hartford)

## Healthy Food Certification Participation for School Year 2023-24

26. Litchfield Public Schools: Litchfield Center School, Litchfield Intermediate School, Litchfield Middle School, Litchfield High School (EdAdvance)
27. New Hartford School District: Ann Antolini School, New Hartford Elementary School, Bakerville Consolidated School (EdAdvance)
28. Odyssey Community School (Manchester)
29. Pomfret Community School (EASTCONN)
30. Region 11: Parish Hill Middle/High School (Chaplin)
31. Region 12 Schools: The Burnham School, Booth Free School, Washington Primary, Shepaug Valley Middle, Shepaug Valley High School (EdAdvance)
32. Region 6 Schools: Goshen Center School, James Morris Elementary School, Warren Elementary School, Wamogo Regional High School (EdAdvance)
33. Riverside Magnet School at Goodwin University (LEARN)
34. Scotland Elementary School (EASTCONN)
35. Side by Side Community Charter (Norwalk)
36. Sterling Community School (EASTCONN)
37. The Learning Center at East Hampton High School (East Hampton)

### Changes in Participating Districts

All districts and interschool agreement schools (100 percent) that chose to implement the healthy food option of HFC in school year 2022-23 recertified for school year 2023-24. In addition, three schools are new to HFC for school year 2023-24.

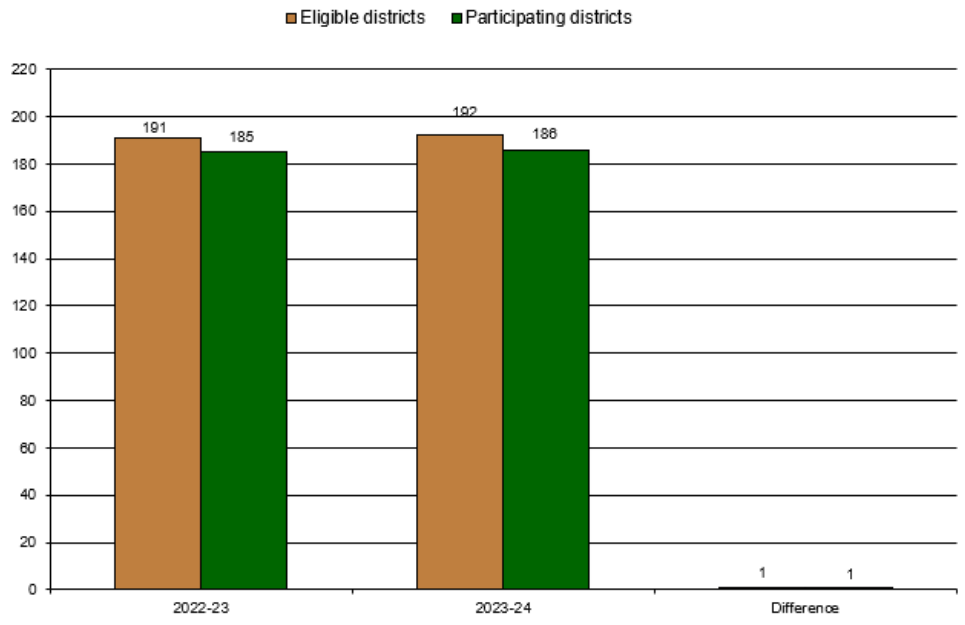
- CES Special Education Center, Trumbull (interschool agreement with Bridgeport)
- Cornwall Consolidated School (interschool agreement with Region 1)
- CREC Magnet Schools Pre-K Annex at Progress Drive (interschool agreement with Wethersfield)

# Healthy Food Certification Participation for School Year 2023-24

## Changes in Statewide HFC Eligibility and Participation

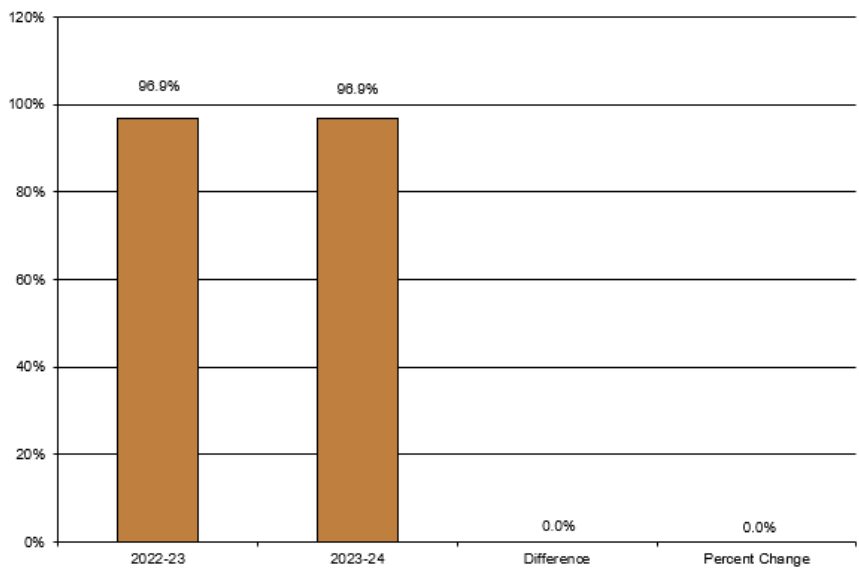
From 2022-23 to 2023-24, the number of HFC-eligible districts increased from 191 districts to 192 districts and the number of districts choosing to participate in the healthy food option of HFC increased from 186 districts to 189 districts (refer to figure 1).

Figure 1. Eligible versus participating HFC districts



The percentage of HFC participation (96.9 percent) remained the same for both school years.

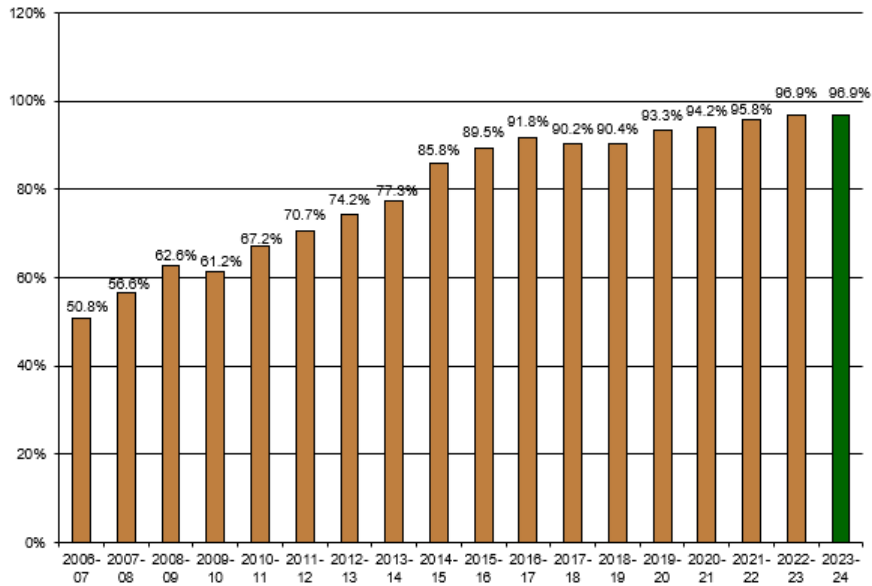
Figure 2. Change in HFC participation from 2022-23 to 2023-24



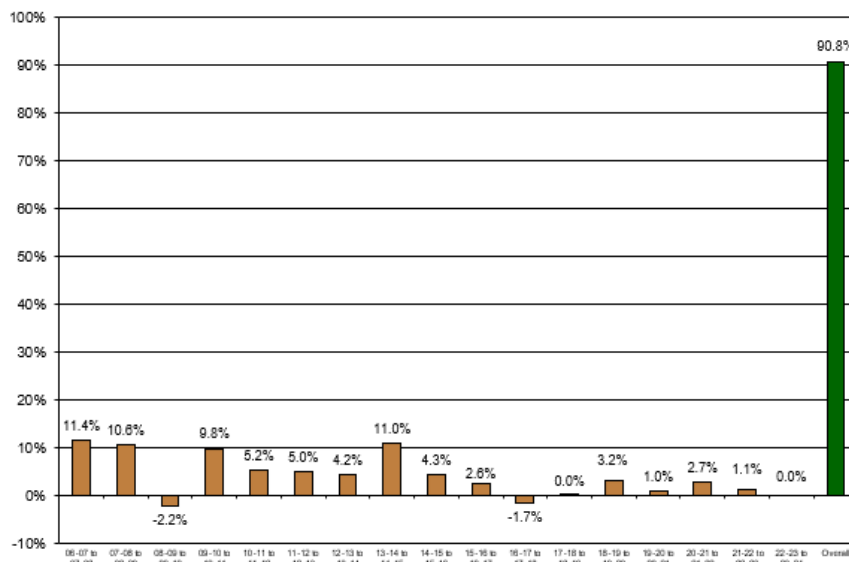
# Healthy Food Certification Participation for School Year 2023-24

The HFC participation rate for school year 2023-24 is 96.9 percent. Figure 3 shows HFC participation rates since the first year of implementation (school year 2006-07). Figure 4 shows the percentage of change in the HFC participation rates since the first year of implementation.

*Figure 3. HFC participation to date*



*Figure 4. Percentage of change in HFC participation to date*



# Healthy Food Certification Participation for School Year 2023-24

## Resources

Complying with Healthy Food Certification (CSDE training program):

<https://portal.ct.gov/sde/nutrition/healthy-food-certification/related-resources>

Connecticut Nutrition Standards (CSDE webpage):

<https://portal.ct.gov/SDE/Nutrition/Connecticut-Nutrition-Standards>

Data on Participation in HFC (CSDE):

[https://portal.ct.gov/-/media/sde/nutrition/hfc/data/hfc\\_data.pdf](https://portal.ct.gov/-/media/sde/nutrition/hfc/data/hfc_data.pdf)

Healthy Food Certification (CSDE webpage):

<https://portal.ct.gov/SDE/Nutrition/Healthy-Food-Certification>

List of Acceptable Foods and Beverages (CSDE webpage):

<https://portal.ct.gov/sde/nutrition/list-of-acceptable-foods-and-beverages>

Map of Connecticut Public Schools Participating in HFC (CSDE):

[https://portal.ct.gov/-/media/sde/nutrition/hfc/data/hfc\\_map.pdf](https://portal.ct.gov/-/media/sde/nutrition/hfc/data/hfc_map.pdf)

Questions and Answers on Connecticut Statutes for School Foods and Beverages (CSDE):

[https://portal.ct.gov/-/media/sde/nutrition/hfc/  
questions\\_answers\\_connecticut\\_statutes\\_school\\_foods\\_beverages.pdf](https://portal.ct.gov/-/media/sde/nutrition/hfc/questions_answers_connecticut_statutes_school_foods_beverages.pdf)

Resources for Meeting the Federal and State Requirements for Competitive Foods in Schools (CSDE):

[https://portal.ct.gov/-/media/sde/nutrition/compfoods/  
resources\\_federal\\_state\\_requirements\\_competitive\\_foods.pdf](https://portal.ct.gov/-/media/sde/nutrition/compfoods/resources_federal_state_requirements_competitive_foods.pdf)

## Healthy Food Certification Participation for School Year 2023-24

For more information, visit the CSDE's [Healthy Food Certification](#) and [Connecticut Nutrition Standards](#) webpages, or contact the [HFC coordinator](#) at the Connecticut State Department of Education, Bureau of Child Nutrition Programs, 450 Columbus Boulevard, Suite 504, Hartford, CT 06103-1841. This document is available at [https://portal.ct.gov/-/media/SDE/Nutrition/HFC/Data/HFC\\_schools.pdf](https://portal.ct.gov/-/media/SDE/Nutrition/HFC/Data/HFC_schools.pdf).

The Connecticut State Department of Education is committed to a policy of equal opportunity/affirmative action for all qualified persons. The Connecticut Department of Education does not discriminate in any employment practice, education program, or educational activity on the basis of race; color; religious creed; age; sex; pregnancy; sexual orientation; workplace hazards to reproductive systems, gender identity or expression; marital status; national origin; ancestry; retaliation for previously opposed discrimination or coercion, intellectual disability; genetic information; learning disability; physical disability (including, but not limited to, blindness); mental disability (past/present history thereof); military or veteran status; status as a victim of domestic violence; or criminal record in state employment, unless there is a bona fide occupational qualification excluding persons in any of the aforementioned protected classes. Inquiries regarding the Connecticut State Department of Education's nondiscrimination policies should be directed to: Attorney Louis Todisco, Connecticut State Department of Education, by mail 450 Columbus Boulevard, Hartford, CT 06103-1841; or by telephone 860-713-6594; or by email [louis.todisco@ct.gov](mailto:louis.todisco@ct.gov).