

Child and Adult Care Food Program (CACFP)



Guide to Meeting the Meal Pattern Requirements for CACFP Adult Day Care Centers

Program Year 2023-24



Revised March 2024

Connecticut State Department of Education
Bureau of Child Nutrition Programs
450 Columbus Boulevard, Suite 504
Hartford, CT 06103-1841

Guide to Meeting the Meal Pattern Requirements for CACFP Adult Day Care Centers

Connecticut State Department of Education

https://portal.ct.gov/-/media/SDE/Nutrition/CACFP/MealPattern/Guide_CACFP_Meal_Patterns_Adults.pdf

Project Director: Susan S. Fiore, M.S., R.D., Nutrition Education Coordinator

In accordance with federal civil rights law and U.S. Department of Agriculture (USDA) civil rights regulations and policies, this institution is prohibited from discriminating on the basis of race, color, national origin, sex (including gender identity and sexual orientation), disability, age, or reprisal or retaliation for prior civil rights activity.

Program information may be made available in languages other than English. Persons with disabilities who require alternative means of communication to obtain program information (e.g., Braille, large print, audiotape, American Sign Language), should contact the responsible state or local agency that administers the program or USDA's TARGET Center at (202) 720-2600 (voice and TTY) or contact USDA through the Federal Relay Service at (800) 877-8339.

To file a program discrimination complaint, a Complainant should complete a Form AD-3027, USDA Program Discrimination Complaint Form which can be obtained online at: <https://www.usda.gov/sites/default/files/documents/ad-3027.pdf>, from any USDA office, by calling (866) 632-9992, or by writing a letter addressed to USDA. The letter must contain the complainant's name, address, telephone number, and a written description of the alleged discriminatory action in sufficient detail to inform the Assistant Secretary for Civil Rights (ASCR) about the nature and date of an alleged civil rights violation. The completed AD-3027 form or letter must be submitted to USDA by:

1. mail: U.S. Department of Agriculture
Office of the Assistant Secretary for Civil Rights
1400 Independence Avenue, SW
Washington, D.C. 20250-9410; or
2. fax: (833) 256-1665 or (202) 690-7442; or
3. email: program.intake@usda.gov

This institution is an equal opportunity provider.

The Connecticut State Department of Education is committed to a policy of equal opportunity/affirmative action for all qualified persons. The Connecticut Department of Education does not discriminate in any employment practice, education program, or educational activity on the basis of race; color; religious creed; age; sex; pregnancy; sexual orientation; workplace hazards to reproductive systems; gender identity or expression; marital status; national origin; ancestry; retaliation for previously opposed discrimination or coercion, intellectual disability; genetic information; learning disability; physical disability (including, but not limited to, blindness); mental disability (past/present history thereof); military or veteran status; status as a victim of domestic violence; or criminal record in state employment, unless there is a bona fide occupational qualification excluding persons in any of the aforementioned protected classes. Inquiries regarding the Connecticut State Department of Education's nondiscrimination policies should be directed to: Attorney Louis Todisco, Connecticut State Department of Education, by mail 450 Columbus Boulevard, Hartford, CT 06103-1841; or by telephone 860-713-6594; or by email louis.todisco@ct.gov.

Contents

About This Guide.....	ix
CSDE Contact Information	xi
Abbreviations and Acronyms	xii
1 — CACFP Adult Meal Patterns.....	1
Reimbursable Meals.....	1
Food components and food items.....	1
Table 1-1. Required components for the CACFP adult meal patterns	2
Additional foods.....	3
CACFP Adult Meal Patterns	3
Overview of CACFP Adult Meal Pattern Requirements	15
Breakfast.....	15
Lunch and supper.....	16
Snack	17
Meal pattern documentation.....	18
Meal Modifications for Participants with Special Dietary Needs	20
Participants with a disability	20
Participants without a disability.....	20
Menu Planning Resources.....	21
2 — Menu Records	23
Table 2-1. Documentation for CACFP meal pattern compliance.....	23
CACFP Menus	24
Menu forms.....	24
Using cycle menus.....	25
Sample CACFP menus	25
Production Records	26
Sample production records	27
Guidance for completing production records	28
Volume versus weight.....	29
Resources for production records	30
Standardized Recipes	31
Benefits of standardized recipes.....	32
Information to include on standardized recipes	32
Vendor-prepared foods	33



Verifying meal pattern compliance of recipes from other sources	33
Resources for standardized recipes.....	33
Crediting Documentation for Commercial Products	35
Child Nutrition (CN) Labels.....	37
Required information for CN labels.....	37
Table 2-4. Sample CN label	38
Acceptable documentation	38
Resources for CN labels	39
Product Formulation Statements	40
Required information for PFS forms	40
Table 2-5. Sample PFS for a commercial MMA product.....	41
USDA’s PFS forms for the CACFP.....	42
Resources for verifying accuracy of PFS forms	42
Nutrition Information	44
Determining crediting information.....	44
Making meal modifications	45
Determining Food Yields and Crediting	46
Food Buying Guide for Child Nutrition Programs.....	46
Determining in-house product yields	47
Yield study procedures	48
3 — Meal Components	49
Creditable Foods	49
Minimum creditable amounts.....	50
Requirement for visible components	51
Resources for creditable foods.....	51
Noncreditable Foods.....	53
Milk Component	55
Serving Size for Milk.....	55
Allowable Types of Milk	55
Substituting Yogurt for Milk	56
Menu Documentation for Milk.....	56
Milk Substitutes for Participants without Disabilities.....	57
USDA’s nutrition standards for fluid milk substitutes	58
Table 3-1. USDA’s nutrition standards for fluid milk substitutes.....	58
Lactose-free and lactose-reduced milk	59
Crediting Milk in Smoothies	59
Milk in Prepared Foods	60
Keeping Milk Cold.....	60
Noncreditable Foods in the Milk Component.....	61

Resources for Crediting Milk.....	62
Meat/Meat Alternates (MMA) Component.....	63
MMA versus Protein.....	63
Required Daily Servings of MMA.....	64
Minimum creditable amount for MMA	64
Serving Size for MMA	65
Crediting Documentation for Commercial Processed Products.....	66
Main Dish Requirement for Lunch and Supper.....	66
Requirement for recognizable main dish	66
MMA at Breakfast.....	67
Crediting Alternate Protein Products (APPs)	68
Criteria for APPs	68
Required documentation for APPs.....	69
Crediting Cheeses	70
Table 3-2. MMA contribution of cheeses	70
Menu items that contain cheese	71
Crediting Deli Meats, Hot Dogs, and Sausage.....	72
Liquids, binders, and extenders	73
Table 3-3. Examples of binders and extenders ¹	73
Developing recipes for deli meats.....	74
Crediting Dried Meat, Poultry, and Seafood Products	75
Crediting Eggs	77
Menu items that contain eggs	77
Crediting Hummus as MMA	78
Crediting Legumes as MMA.....	78
Serving size for legumes as MMA.....	79
Table 3-4. MMA contribution of cooked legumes	79
Crediting legumes in recipes as MMA.....	79
Crediting roasted or dried legumes as MMA.....	80
Resources for legumes	80
Crediting Legume Flour Pasta Products as MMA	81
Table 3-5. MMA contribution of cooked 100 percent legume flour pasta products	81
Crediting MMA in Combination Entrees.....	82
Crediting MMA in Commercial Products.....	83
Crediting Nuts and Seeds.....	84
Limit for nuts and seeds at lunch and supper	84
Crediting nut and seed butters.....	84
Table 3-6. MMA contribution of nut and seed butters.....	85
Serving size considerations	85

Nuts, seeds, and nut/seed butters in commercial products	86
Noncreditable nuts and seeds	86
Crediting Surimi Seafood	87
Table 3-7. MMA contribution of surimi seafood ¹	87
Crediting Tempeh	88
Crediting Tofu and Tofu Products	89
Table 3-8. MMA contribution of tofu	90
Crediting Yogurt and Soy Yogurt	91
Serving size for yogurt	91
Table 3-9. MMA contribution of yogurt	91
Sugar limit for yogurt	91
Crediting fruits in yogurt	92
Crediting yogurt in smoothies	92
Nutrition guidance	92
Noncreditable yogurt	93
Resources for crediting yogurt	93
Noncreditable Foods in the MMA Component	94
Resources for Crediting MMA	95
Vegetables Component	97
Serving Size for Vegetables	97
Meeting the required vegetable servings	98
Substituting Vegetables for Fruits at Lunch and Supper	98
Crediting Canned Vegetables	98
Crediting Dried Vegetables	99
Determining rehydrated volume	99
Crediting Hominy as Vegetables	100
Crediting Legumes as Vegetables	100
Crediting roasted or dried legumes as vegetables	101
Crediting hummus as vegetables	101
Crediting legumes in recipes as vegetables	101
Crediting documentation for commercial legume products	102
Crediting Mixed Vegetables at Lunch and Supper	102
Crediting Pasta Products Made of Vegetable Flour	103
Crediting vegetable flours as vegetables	103
Crediting vegetable flours from one vegetable subgroup	103
Crediting vegetable flours with other non-vegetable ingredients	104
Signage and staff training for vegetable flour pastas	104
Crediting Pureed Vegetables	105
Unrecognizable pureed vegetables	105
Pureed vegetables in smoothies	105

Crediting Raw Leafy Greens.....	106
Crediting Vegetable and Fruit Mixtures.....	106
Crediting Soups	106
Table 3-10. Allowable commercial vegetable soups in the CACFP	107
Considerations for serving size.....	107
Considerations for container size.....	107
Noncreditable soups	108
Crediting Vegetable Juice	108
Crediting Vegetables in Smoothies.....	108
Crediting Vegetables in Combination Foods	109
Crediting Vegetables with Added Ingredients	110
Noncreditable Foods in the Vegetables Component.....	111
Resources for Crediting Vegetables.....	111
Fruits Component.....	113
Serving Size for Fruits	113
Meeting the required fruit servings	113
Crediting Canned Fruits	114
Crediting Coconut.....	115
Crediting Dried Fruits	115
Crediting Fresh Fruits.....	116
Table 3-11. Meal pattern contribution of fresh fruits	117
Crediting Frozen Fruits	118
Crediting Fruits in Commercial Products.....	118
Crediting Fruits in Grain-Based Desserts.....	119
Crediting Fruits in Yogurt.....	119
Crediting Fruits with Added Ingredients	120
Crediting Fruit Juice.....	120
Juice concentrates.....	120
Juice blends.....	121
Frozen juice products	121
Apple cider	121
Coconut water.....	122
Juice ingredients.....	122
Juice limit	122
Offering juice as an extra menu item.....	123
Crediting Pureed Fruits	124
Unrecognizable pureed fruits.....	124
Crediting Fruits in Smoothies.....	125
Juice limit for smoothies.....	125
Crediting fruits in commercial smoothies.....	125

Mixed fruits and vegetables in smoothies	126
Crediting other components in smoothies	126
Required documentation for smoothies.....	126
Noncreditable commercial smoothies	126
Crediting considerations for smoothies	127
Noncreditable Foods in the Fruits Component	129
Resources for Crediting Fruits	129
Grains Component	131
Overview of Crediting Requirements.....	132
Grain-based Desserts.....	132
Identifying grain-based desserts	132
Foods that are not grain-based desserts	133
Serving grain-based desserts served as extra foods	133
Resources for grain-based desserts	133
Part A: Crediting Requirements	135
Creditable Grains.....	135
Multiple creditable grains in commercial grain products	137
Crediting Criteria for Breakfast Cereals	137
Crediting Criteria for Commercial Combination Foods.....	138
Separate grain portion in commercial combination foods	138
Multiple creditable grains in commercial combination foods	139
Crediting Criteria for Foods Made from Scratch.....	139
Crediting Corn Masa, Masa Harina, Corn Flour, and Cornmeal.....	140
Methods for identifying nixtamalized corn.....	140
Crediting Hominy as Grains	141
Crediting Popcorn	142
Table 3-13. Grains contribution of popped popcorn	142
Crediting considerations for popcorn	142
Noncreditable Foods in the Grains Component.....	143
Grain Crediting Worksheets	144
Resources for Crediting Grains	144
Part B: WGR Requirement	147
Menu Planning Considerations	147
Overview of Rule of Three	148
Rule of Three WGR Criteria for Commercial Grain Products	149
Multiple whole grains in commercial grain products	150
Rule of Three WGR Criteria for Cooked Breakfast Cereals.....	151
WGR Criteria for RTE Breakfast Cereals.....	152
Rule of Three WGR Criteria for Commercial Combination Foods	153
Separate grain portion in commercial combination foods	153



Multiple whole grains in commercial combination foods	154
Rule of Three WGR Criteria for Grain Foods Made from Scratch.....	155
Rule of Three WGR Criteria for Combination Foods Made from Scratch.....	156
Required Documentation for Grains	157
Resources for WGR Criteria.....	158
Part C: Serving Size.....	159
Meeting the Required Grain Servings.....	159
USDA’s Exhibit A Chart.....	160
Methods to Determine Oz Eq	161
Method 1: Weight or volume (USDA’s Exhibit A chart)	161
Method 2: Creditable grains	161
When method 2 is required for commercial products	162
Grain crediting tools	163
Crediting Considerations for Bread.....	165
Crediting one slice of bread	165
Crediting sandwiches with two slices of bread.....	166
Resources for Oz Eq	166
4 — Meal Service.....	169
Congregate Setting.....	169
Family-style Meal Service.....	169
Table 4-1. Comparison of meal service methods for adult day care centers.....	170
Requirements for family-style meal service	171
Intent to Participate in the Meal Service.....	172
Meals Consumed Off-site	174
Offer versus Serve.....	174
Table 4-3. OVS requirements for CACFP adult day care centers	175
Meal Components Provided by Participants or Guardians/Caregivers for Medical or Special Dietary Needs.....	176
Participants with a disability	176
Participants without a disability.....	176
Required documentation for meals	177
Food safety considerations	178
5 — Resources.....	179
Crediting Requirements and Documentation	179
CSDE Guides	181
CSDE Resource Lists	181
Fruits Component.....	182
Grains Component	183



Meal Patterns and Menu Planning.....	185
Meat/Meat Alternates Component	187
Milk Component.....	189
Regulations and Policy	189
Vegetables Component	190
Websites.....	191
Glossary.....	193

About This Guide

The Connecticut State Department of Education's (CSDE) *Guide to Meeting the Meal Pattern Requirements for CACFP Adult Day Care Centers* contains comprehensive information and resources on planning menus to meet the requirements of the U.S. Department of Agriculture's (USDA) Child and Adult Care Food Program (CACFP) adult meal patterns. This guide applies to all adult day care centers that participate in the CACFP.

The CACFP adult meal patterns are defined by the U.S. Department of Agriculture's (USDA) final rules below and are specified in [7 CFR 226.20\(c\)](#) of the CACFP regulations.

- Final Rule (81 FR 24347): *Child and Adult Care Food Program: Meal Pattern Revisions Related to the Healthy, Hunger-Free Kids Act of 2010* (April 25, 2016):
<https://www.federalregister.gov/documents/2016/04/25/2016-09412/child-and-adult-care-food-program-meal-pattern-revisions-related-to-the-healthy-hunger-free-kids-act>
- Final Rule Correction (81 FR 75671): *CACFP Meal Pattern Revisions Related to the Healthy, Hunger-Free Kids Act of 2010* (November 1, 2016):
<https://www.federalregister.gov/documents/2016/11/01/2016-26339/child-and-adult-care-food-program-meal-pattern-revisions-related-to-the-healthy-hunger-free-kids-act>
- Final Rule (87 FR 6984): *Child Nutrition Programs: Transitional Standards for Milk, Whole Grains, and Sodium* (February 7, 2022):
<https://www.federalregister.gov/documents/2022/02/07/2022-02327/child-nutrition-programs-transitional-standards-for-milk-whole-grains-and-sodium>

The USDA provides additional guidance on the meal pattern requirements through the CACFP policy memos on the USDA's [FNS Documents & Resources](#) webpage.

The contents of this guide are based on the current CACFP regulations and policies as of the date of this publication. This information is subject to change. The CSDE will update this guide as the USDA issues additional policies and guidance regarding the CACFP meal patterns. Please check the CSDE's [Meal Patterns for CACFP Adult Day Care Centers](#) webpage for the most current version. For more information, contact Susan S. Fiore, M.S., R.D., Nutrition Education Coordinator, at susan.fiore@ct.gov or 860-807-2075.

The mention of trade names, commercial products, or organizations does not imply approval or endorsement by the CSDE or the USDA.

CSDE Contact Information

For questions regarding the CACFP adult meal patterns, please contact the CACFP staff in the CSDE's Bureau of Child Nutrition Programs.

CACFP Staff	
Child Care Centers and Adult Day Care Centers	Family Day Care Homes
<p>Bernice Amponsah 860-807-2117 bernice.amponsah@ct.gov</p> <p>Susan Boyle 860-807-2074 susan.boyle@ct.gov</p> <p>Benedict Onye 860-807-2080 benedict.onye@ct.gov</p>	<p>Flor Sprouse 860-713-6849 flor.sprouse@ct.gov</p>
<p>Connecticut State Department of Education Bureau of Child Nutrition Programs 450 Columbus Boulevard, Suite 504 Hartford, CT 06103-1841</p>	

Abbreviations and Acronyms

APP	alternate protein product
CACFP	Child and Adult Care Food Program
CFR	Code of Federal Regulations
CN	Child Nutrition
CSDE	Connecticut State Department of Education
FBG	Food Buying Guide for Child Nutrition Programs (USDA)
FDA	Food and Drug Administration
FNS	Food and Nutrition Service, U.S. Department of Agriculture
FR	Federal Register
HHFKA	Healthy, Hunger-Free Kids Act of 2010 (Public Law 111-296)
ICN	Institute of Child Nutrition
MMA	meat/meat alternates
OVS	offer versus serve
oz eq	ounce equivalents
PFS	product formulation statement
USDA	U.S. Department of Agriculture
WGR	whole grain-rich

1 — CACFP Adult Meal Patterns

The CACFP adult meal patterns are defined by 7 CFR 226.20(c) of the CACFP regulations. The goal of the USDA's Child Nutrition Programs is to improve and maintain participants' health and nutrition while promoting the development of good eating habits. The CACFP adult meal patterns are designed to meet participants' needs for calories and key nutrients. To receive reimbursement for meals and snacks served to participants, adult day care centers must provide the required food components and servings.

Reimbursable Meals

The USDA reimburses adult day care centers for meals and snacks served to participants, not for individual foods. The CACFP adult meal patterns consist of minimum daily servings of food components. Meals and snacks are eligible for USDA reimbursement when they contain the minimum serving of each required food component.

Food components and food items

A food component is one of the five food groups that comprise reimbursable meals, including milk, fruits, vegetables, grains, and meat/meat alternates (MMA). Menu items contribute to the food components. A menu item is any planned main dish, vegetable, fruit, bread, grain, or milk; and may contribute to one or more food components. For example, a hamburger (MMA component) on a whole-grain bun (grains component) is one menu item that contributes to two food components.

Table 1-1 indicates the required servings of each food component in the CACFP adult meal patterns.



1 | CACFP Adult Meal Patterns

Each component has specific crediting requirements. All foods must meet these requirements to credit as a component of reimbursable meals and snacks. This includes commercial products, foods made from scratch by the adult day care center, and foods prepared by vendors. For more information on the crediting requirements, refer to [section 3](#).

Table 1-1. Required components for the CACFP adult meal patterns

Breakfast	Lunch	Supper	Snack
4 food servings¹ <ul style="list-style-type: none"> One serving of milk One serving of vegetables, fruits, or both Two serving of grains² 	6 food servings¹ <ul style="list-style-type: none"> One serving of milk One serving of MMA One serving of vegetables³ One serving of fruits Two serving of grains² 	5 food servings¹ <ul style="list-style-type: none"> One serving of MMA One serving of vegetables³ One serving of fruits Two serving of grains² 	Choose 2 of 5 food servings¹ <ul style="list-style-type: none"> One serving of milk One serving of MMA One serving of vegetables One serving of fruits One serving of grains
<p>¹ A serving is the amount of each component specified in the CACFP adult meal patterns.</p> <p>² MMA may substitute for the entire grains component at breakfast up to three times per week (refer to “MMA at breakfast” in section 3).</p> <p>³ Vegetables may substitute for the entire fruits component at lunch and supper. If the meal includes two servings of vegetables, they must be two different kinds (refer to “Substituting Vegetables for Fruits at Lunch and Supper and supper” in section 3).</p>			



Additional foods

CACFP menus may include additional foods or larger servings beyond the minimum requirements. Menu planners should consider the appropriateness of additional foods based on participants' nutrition needs. When menus include additional foods, the CSDE encourages adult day care centers to choose nutrient-dense foods. Examples include vegetables, fruits, whole grains, low-fat and nonfat milk products, legumes, and lean meats, fish, poultry.

Some additional foods do not credit toward the CACFP adult meal patterns and cannot be served or should be served only in moderation. For more information, refer to [“Noncreditable Foods”](#) in section 3.

CACFP Adult Meal Patterns

The following pages include the CACFP adult meal patterns for breakfast (table 1-2), lunch and supper (table 1-3), and snack (table 1-4). A handout of the CACFP adult meal patterns is available on the CSDE's [Meal Patterns for CACFP Adult Day Care Centers](#) webpage.



Table 1-2. CACFP breakfast meal pattern for adults

Food components ¹	Minimum Quantities
Milk, fluid: Low-fat (1%) or fat-free milk, unflavored or flavored ²	8 fluid ounces (fl oz)
Vegetables, fruits, or portions of both ^{3, 4, 5}	½ cup
Grains ^{6, 7, 8, 9, 10} Whole grain-rich (WGR) or enriched bread or bread product, e.g., biscuit, roll, or muffin	2 ounce equivalents (oz eq) ⁹
WGR, enriched or fortified cooked breakfast cereal ¹¹ , cereal grain ¹² , or pasta	1 cup
WGR, enriched, or fortified ready-to-eat (RTE) breakfast cereal (dry, cold) ¹¹	
Flakes or rounds	2 cups
Puffed	2½ cups
Granola	½ cup

◀ Refer below for important menu planning notes ▶

Menu planning notes for breakfast

- Breakfast must include all three components. Use the USDA's [Food Buying Guide for Child Nutrition Programs](#) (FBG) to determine the amount of purchased food that meets the requirements. Commercial processed foods not listed in the FBG require a Child Nutrition (CN) label or product formulation statement (PFS). For more information, refer to the CSDE's resources, [Using Child Nutrition \(CN\) Labels in the Child and Adult Care Food Program](#), [Using Product Formulation Statements in the Child and Adult Care Food Program](#), and [Accepting Processed Product Documentation in the Child and Adult Care Food Program](#), and visit the "Crediting Commercial Processed Products" section of the CSDE's [Crediting Foods in CACFP Adult Day Care Centers Programs](#) webpage. Foods made from scratch must have a recipe that documents the crediting information per serving. For more information, visit the "Crediting Foods Made from Scratch" section of the CSDE's [Crediting Foods in CACFP Adult Day Care Centers Programs](#) webpage.
- Allowable types of milk include low-fat (1%) milk and fat-free milk, either unflavored or flavored. The USDA's [CACFP best practices](#) recommend serving only unflavored milk. Yogurt that meets the sugar limit (no more than 3.83 grams of sugars per ounce) may be served in place of milk once per day when it is not served as the MMA component in the same meal. Six ounces (weight) or ¾ cup (volume) of yogurt credits as 8 fluid ounces of milk. For more information, refer to the CSDE's resource, [Crediting Yogurt in the Child and Adult Care Food Program](#), and visit the "Milk Component" section of the CSDE's [Crediting Foods in CACFP Adult Day Care Centers](#) webpage.

Table 1-2. CACFP breakfast meal pattern for adults, *continued***Menu planning notes for breakfast, *continued***

- ³ The vegetables component includes fresh vegetables, frozen vegetables, canned vegetables, rehydrated dried vegetables, and pasteurized 100 percent full-strength vegetable juice. Vegetables credit based on volume (cups), except raw leafy greens such as lettuce and spinach credit as half the volume served, e.g., 1 cup of lettuce credits as ½ cup of the vegetables component. A serving of cooked vegetables must be drained. Dried vegetables (such as potato flakes and dried soup mix) credit based on their rehydrated volume and require a PFS. The USDA’s [CACFP best practices](#) recommend that CACFP menus include at least one serving per week of each vegetable subgroup (dark green, red/orange, beans and peas (legumes), starchy, and other). For more information, refer to the CSDE’s resource, [Vegetable Subgroups in the Child and Adult Care Food Program](#), and visit the “[Vegetables Component](#)” section of the CSDE’s [Crediting Foods in CACFP Adult Day Care Centers](#) webpage.
- ⁴ Pasteurized full-strength juice credits as either the vegetables component or fruits component at only one meal or snack per day. Juice includes fruit and vegetable juice, frozen pops made from 100 percent juice, pureed fruits and vegetables in smoothies, and juice from canned fruit in 100 percent juice. For more information, refer to the CSDE’s resources, [Crediting Juice in the Child and Adult Care Food Program](#) and [Crediting Smoothies in the Child and Adult Care Food Program](#). The USDA’s [CACFP best practices](#) recommend serving whole fruits (fresh, frozen, canned, and dried) more often than juice.
- ⁵ The fruits component includes fresh fruit; frozen fruit; dried fruit; canned fruit in juice, water, or light syrup; and pasteurized 100 percent full-strength fruit juice. The creditable serving of canned fruit in 100 percent juice may include the juice but cannot include water or syrup. Fruits credit based on volume (cups), except dried fruits credit as twice the volume served, e.g., ¼ cup of raisins credits as ½ cup of the fruits component. For more information, visit the “[Fruits Component](#)” section of the CSDE’s [Crediting Foods in CACFP Adult Day Care Centers](#) webpage.
- ⁶ Grain products and recipes must be made with creditable grains (whole grains, enriched grains, bran, and germ). For information on identifying creditable grains, refer to the CSDE’s resources, [How to Identify Creditable Grains in the Child and Adult Care Food Program](#), [Crediting Whole Grains in the Child and Adult Care Food Program](#), and [Crediting Enriched Grains in the Child and Adult Care Food Program](#), and visit the “[Grains Component](#)” section of the CSDE’s [Crediting Foods in CACFP Adult Day Care Centers](#) webpage.
- ⁷ At least one serving of grains per day must be WGR. The USDA’s [CACFP best practices](#) recommend at least two servings of WGR grains per day. WGR foods for the CACFP contain at least 50 percent whole grains and the remaining grain ingredients are enriched, bran, or germ. For more information, refer to the CSDE’s [Guide to Meeting the Whole Grain-rich Requirement for the Child and Adult Care Food Program](#) and visit the “[Whole Grain-rich Requirement](#)” section of the CSDE’s [Crediting Foods in CACFP Adult Day Care Centers](#) webpage.

Table 1-2. CACFP breakfast meal pattern for adults, *continued***Menu planning notes for breakfast, *continued***

- ⁸ Grain-based desserts do not credit. Examples include cookies, piecrusts in sweet pies, doughnuts, cereal bars, granola bars, sweet rolls, pastries, toaster pastries, cake, and brownies. Sweet crackers such as graham crackers and animal crackers are not grain-based desserts. However, the CSDE recommends limiting sweet crackers to no more than twice per week between all meals and snacks. For more information, visit the USDA's webpage, [Grain-based Desserts in the Child and Adult Care Food Program](#).
- ⁹ Grain products and recipes must meet the required weights (groups A-E) or volumes (groups H-I) in [Grain Ounce Equivalents for the CACFP](#) or provide the minimum creditable grains per serving. For more information, refer to the CSDE's resource, [Calculation Methods for Grains Ounce Equivalents in the Child and Adult Care Food Program](#) and [How to Use the Grain Ounce Equivalents Chart for the CACFP](#), and visit the "Ounce Equivalents" section of the CSDE's [Crediting Foods in CACFP Adult Day Care Centers](#) webpage.
- ¹⁰ MMA may substitute for the entire grains component at breakfast up to three times per week. A 2-ounce serving of MMA substitutes for 2 oz eq of the grains component. For more information, visit the USDA's webpage, [Serving Meat and Meat Alternates at Breakfast](#), and the "Meat/Meat Alternates Component" section of the CSDE's [Crediting Foods in CACFP Adult Day Care Centers](#) webpage.
- ¹¹ Breakfast cereals cannot contain more than 6 grams of sugars per dry ounce (no more than 21.2 grams of sucrose and other sugars per 100 grams of dry cereal). For more information, refer to the CSDE's resource, [Crediting Breakfast Cereals in the Child and Adult Care Food Program](#).
- ¹² Examples of cereal grains include amaranth, barley, buckwheat, cornmeal, corn grits, kasha, millet, oats, quinoa, wheat berries, and rolled wheat.

Table 1-3. CACFP lunch and supper meal pattern for adults

Food components ¹	Minimum Quantities
Milk, fluid: Low-fat (1%) or fat-free milk, unflavored or flavored ² Required at lunch Optional at supper	2 ounces
Meat/meat alternates (MMA) ³ Lean meat, poultry, or fish; cheese; alternate protein products (APPs) ⁴ ; or tempeh ⁵	2 ounces
Surimi ⁶	6 ounces
Tofu ⁷	4.4 ounces (½ cup)
Cottage cheese	4 ounces (½ cup)
Egg, large	1
Cooked dry beans or peas ⁸	½ cup
Peanut butter, soy nut butter, or other nut or seed butters	4 tablespoons
Peanuts, soy nuts, tree nuts, or seeds ⁹	1 ounce = 50%
Yogurt or soy yogurt, plain or flavored, unsweetened or sweetened ¹⁰	8 ounces (1 cup)
Vegetables ^{11, 12}	½ cup
Fruits ^{12, 13, 14}	½ cup
Grains ^{15, 16, 17, 18} Whole grain-rich (WGR) or enriched bread or bread product, e.g., biscuit, roll, or muffin	2 oz eq ¹⁸
WGR, enriched, or fortified cooked breakfast cereal ¹⁹ , cereal grain ²⁰ , or pasta	1 cup
WGR, enriched, or fortified ready-to-eat (RTE) breakfast cereal (dry, cold) ¹⁹ Flakes or rounds	2 cups
Puffed	2½ cups
Granola	½ cup
◀ Refer to next page for important menu planning notes ▶	

Table 1-3. CACFP lunch and supper meal pattern for adults, *continued***Menu planning notes for lunch and supper**

- ¹ Lunch must include all five components. Supper must include four components (meat/meat alternates, vegetables, fruits, and grains). Milk is optional at supper. Use the USDA's [Food Buying Guide for Child Nutrition Programs](#) (FBG) to determine the amount of purchased food that meets the requirements. Commercial processed foods not listed in the FBG require a CN label or PFS to document crediting information. For more information, refer to the CSDE's resources, [Using Child Nutrition \(CN\) Labels in the Child and Adult Care Food Program](#), [Using Product Formulation Statements in the Child and Adult Care Food Program](#), and [Accepting Processed Product Documentation in the Child and Adult Care Food Program](#), and visit the "Crediting Commercial Processed Products" section of the CSDE's [Crediting Foods in CACFP Adult Day Care Centers Programs](#) webpage. Foods made from scratch must have a recipe that documents the crediting information per serving. For more information, visit the "Crediting Foods Made from Scratch" section of the CSDE's [Crediting Foods in CACFP Adult Day Care Centers Programs](#) webpage.
- ² Allowable types of milk include low-fat (1%) milk and fat-free milk, either unflavored or flavored. The USDA's [CACFP best practices](#) recommend serving only unflavored milk. Yogurt that meets the sugar limit (no more than 3.83 grams of sugars per ounce) may be served in place of milk once per day when it is not served as the MMA component in the same meal. Six ounces (weight) or $\frac{3}{4}$ cup (volume) of yogurt credits as 8 fluid ounces of milk. For more information, refer to the CSDE's resource, [Crediting Yogurt in the Child and Adult Care Food Program](#), and visit the "Milk Component" section of the CSDE's [Crediting Foods in CACFP Adult Day Care Centers](#) webpage.
- ³ The MMA component must be served in a main dish, or a main dish and one other food item. A serving is the edible portion of cooked lean meat, poultry, or fish, e.g., cooked lean meat without bone, breading, binders, fillers, or other ingredients. Commercial processed products require a CN label or PFS to credit. For more information, refer to the CSDE's resources, [Crediting Commercial Meat/Meat Alternates in the Child and Adult Care Food Program](#) and [Crediting Deli Meats in the Child and Adult Care Food Program](#), and visit the "Meat/Meat Alternates Component" section of the CSDE's [Crediting Foods in CACFP Adult Day Care Centers](#) webpage. The USDA's [CACFP best practices](#) recommend serving only lean meats, nuts, and legumes; limiting processed meats to one serving per week; and serving only low-fat or reduced-fat natural cheese.
- ⁴ APPs must meet the requirements in [appendix A](#) of the CACFP regulations (7 CFR 226). For more information, refer to the CSDE's resource, [Requirements for Alternate Protein Products in the Child and Adult Care Food Program](#).
- ⁵ For a 1-ounce serving of tempeh to credit as 1 ounce of MMA, the product's ingredients must include only soybeans (or other legumes), water, tempeh culture, and for some varieties, vinegar, seasonings, and herbs. Tempeh products that contain other ingredients require a CN label or PFS to document crediting information.
- ⁶ Surimi seafood is a pasteurized, ready-to-eat, restructured seafood product usually made from pollock (fish). A CN label or PFS is required for commercial products that indicate a different crediting amount.

Table 1-3. CACFP lunch and supper meal pattern for adults, *continued***Menu planning notes for lunch and supper, *continued***

- ⁷ Tofu must contain at least 5 grams of protein in 2.2 ounces ($\frac{1}{4}$ cup) to credit as 1 ounce of MMA. For more information, refer to the CSDE's resource, [Crediting Tofu and Tofu Products in the Child and Adult Care Food Program](#).
- ⁸ Cooked dry beans and peas (legumes) credit as either the MMA component or the vegetables component but one serving cannot credit as both components in the same meal. For more information, refer to the CSDE's resource, [Crediting Legumes in the Child and Adult Care Food Program](#).
- ⁹ Creditable nuts and seeds include almonds, Brazil nuts, cashews, filberts, macadamia nuts, peanuts, pecans, walnuts, pine nuts, pistachios, and soy nuts. Nuts and seeds cannot credit for more than half of the MMA component at lunch or supper. They must be combined with another meat/meat alternate to meet the total requirement. For more information, refer to the CSDE's resource, [Crediting Nuts and Seeds in the Child and Adult Care Food Program](#).
- ¹⁰ Yogurt and soy yogurt cannot contain more than 23 grams of total sugars per 6 ounces (no more than 3.83 grams per ounce). For more information, refer to the CSDE's resource, [Crediting Yogurt in the Child and Adult Care Food Program](#).
- ¹¹ The vegetables component includes fresh vegetables, frozen vegetables, canned vegetables, rehydrated dried vegetables, and pasteurized 100 percent full-strength vegetable juice. Vegetables credit based on volume (cups), except raw leafy greens such as lettuce and spinach credit as half the volume served, e.g., 1 cup of lettuce credits as $\frac{1}{2}$ cup of the vegetables component. A serving of cooked vegetables must be drained. Dried vegetables (such as potato flakes and dried soup mix) credit based on their rehydrated volume and require a PFS. The USDA's [CACFP best practices](#) recommend that child care menus include at least one serving per week of each vegetable subgroup (dark green, red/orange, beans and peas (legumes), starchy, and other). For more information, refer to the CSDE's resource, [Vegetable Subgroups in the Child and Adult Care Food Program](#), and visit the "Vegetables Component" section of the CSDE's [Crediting Foods in CACFP Child Care Programs](#) webpage.
- ¹² Pasteurized full-strength juice credits as either the vegetables component or fruits component at only one meal or snack per day. Juice includes fruit and vegetable juice, frozen pops made from 100 percent juice, pureed fruits and vegetables in smoothies, and juice from canned fruit in 100 percent juice. For more information, refer to the CSDE's resources, [Crediting Juice in the Child and Adult Care Food Program](#) and [Crediting Smoothies in the Child and Adult Care Food Program](#). The USDA's [CACFP best practices](#) recommend serving whole fruits (fresh, frozen, canned, and dried) more often than juice.
- ¹³ Vegetables may substitute for the entire fruits component at lunch and supper. If lunch or supper includes two servings of vegetables, they must be different kinds.

Table 1-3. CACFP lunch and supper meal pattern for adults, *continued***Menu planning notes for lunch and supper, *continued***

- ¹⁴ The fruits component includes fresh fruit; frozen fruit; dried fruit; canned fruit in juice, water, or light syrup; and pasteurized 100 percent full-strength fruit juice. The creditable serving of canned fruit in 100 percent juice may include the juice but cannot include water or syrup. Fruits credit based on volume (cups), except dried fruits credit as twice the volume served, e.g., ¼ cup of raisins credits as ½ cup of the fruits component. For more information, [visit the “Fruits Component” section of the CSDE’s Crediting Foods in CACFP Child Care Programs webpage.](#)
- ¹⁵ Grain products and recipes must be made with creditable grains (whole grains, enriched grains, bran, and germ). For information on identifying creditable grains, refer to the CSDE’s resources, [How to Identify Creditable Grains in the Child and Adult Care Food Program](#), [Crediting Whole Grains in the Child and Adult Care Food Program](#), and [Crediting Enriched Grains in the Child and Adult Care Food Program](#), and [visit the “Grains Component” section of the CSDE’s Crediting Foods in CACFP Child Care Programs webpage.](#)
- ¹⁶ At least one serving of grains per day must be WGR. The USDA’s [CACFP best practices](#) recommend at least two servings of WGR grains per day. WGR foods for the CACFP contain at least 50 percent whole grains and the remaining grain ingredients are enriched, bran, or germ. For more information, refer to the CSDE’s [Guide to Meeting the Whole Grain-rich Requirement for the Child and Adult Care Food Program](#) and [visit the “Whole Grain-rich Requirement” section of the CSDE’s Crediting Foods in CACFP Child Care Programs webpage.](#)
- ¹⁷ Grain based desserts do not credit as the grains component. Examples include cookies, piecrusts in sweet pies, doughnuts, cereal bars, granola bars, sweet rolls, pastries, toaster pastries, cake, and brownies. Sweet crackers such as graham crackers and animal crackers are not grain-based desserts. However, the CSDE recommends limiting sweet crackers to no more than twice per week between all meals and snacks. For more information, visit the USDA’s webpage, [Grain-based Desserts in the CACFP.](#)
- ¹⁸ Grain products and recipes must meet the required weights (groups A-E) or volumes (groups H-I) in [Grain Ounce Equivalents for the CACFP](#) or provide the minimum creditable grains per serving. For more information, refer to the CSDE’s resource, [Calculation Methods for Grains Ounce Equivalents in the Child and Adult Care Food Program](#) and [How to Use the Grain Ounce Equivalents Chart for the CACFP](#), and [visit the “Ounce Equivalents” section of the CSDE’s Crediting Foods in CACFP Child Care Programs webpage.](#)
- ¹⁹ Breakfast cereals cannot contain more than 6 grams of sugars per dry ounce (no more than 21.2 grams of sucrose and other sugars per 100 grams of dry cereal). For more information, refer to the CSDE’s resource, [Crediting Breakfast Cereals in the Child and Adult Care Food Program.](#)
- ²⁰ Examples of cereal grains include amaranth, barley, buckwheat, cornmeal, corn grits, kasha, millet, oats, quinoa, wheat berries, and rolled wheat.

Table 1-4. CACFP snack meal pattern for adults

Serve two different components ¹	Minimum Quantities
Milk, fluid: Low-fat (1%) or fat-free milk, unflavored or flavored ²	8 fl oz
Meat/meat alternates (MMA) ³ Lean meat, poultry, or fish; cheese; alternate protein products (APPs) ⁴ ; or tempeh ⁵	1 ounce
Surimi ⁶	3 ounces
Tofu ⁷	2.2 ounces (¼ cup)
Cottage cheese	2 ounces (¼ cup)
Egg, large	½
Cooked dry beans or peas ⁸	¼ cup
Peanut butter, soy nut butter, or other nut or seed butters	2 tablespoons
Peanuts, soy nuts, tree nuts, or seeds ⁹	1 ounce
Yogurt or soy yogurt, plain or flavored, unsweetened or sweetened ¹⁰	4 ounces (½ cup)
Vegetables ^{11, 12}	½ cup
Fruits ^{12, 13}	½ cup
Grains ^{14, 15, 16, 17} Whole grain-rich (WGR) or enriched bread or bread product, e.g., biscuit, roll, or muffin	1 oz eq ¹⁷
WGR, enriched, or fortified cooked breakfast cereal ¹⁸ , cereal grain ¹⁹ , or pasta	½ cup
WGR, enriched, or fortified ready-to-eat (RTE) breakfast cereal (dry, cold) ¹⁸ Flakes or rounds	1 cup
Puffed	1¼ cups
Granola	¼ cup
◀ Refer to next page for important menu planning notes ▶	

Table 1-4. CACFP snack meal pattern for adults, *continued***Menu planning notes for snack**

- ¹ Snack must include two of the five components. Only one of the two components may be a creditable beverage, such as milk or juice. The USDA's [CACFP best practices](#) recommend serving a vegetable or fruit for at least one of the two required snack components. Use the USDA's [Food Buying Guide for Child Nutrition Programs](#) (FBG) to determine the amount of purchased food that meets the requirements. Commercial processed foods not listed in the FBG require a CN label or PFS to document crediting information. For more information, refer to the CSDE's resources, [Using Child Nutrition \(CN\) Labels in the Child and Adult Care Food Program](#), [Using Product Formulation Statements in the Child and Adult Care Food Program](#), and [Accepting Processed Product Documentation in the Child and Adult Care Food Program](#), and visit the "Crediting Commercial Processed Products" section of the CSDE's [Crediting Foods in CACFP Adult Day Care Centers Programs](#) webpage. Foods made from scratch must have a recipe that documents the crediting information per serving. For more information, visit the "Crediting Foods Made from Scratch" section of the CSDE's [Crediting Foods in CACFP Adult Day Care Centers Programs](#) webpage.
- ² Allowable types of milk include low-fat (1%) milk and fat-free milk, either unflavored or flavored. The USDA's [CACFP best practices](#) recommend serving only unflavored milk. For more information, refer to the CSDE's resource, [Crediting Yogurt in the Child and Adult Care Food Program](#), and visit the "Milk Component" section of the CSDE's [Crediting Foods in CACFP Adult Day Care Centers](#) webpage.
- ³ A serving of the MMA component is the edible portion of cooked lean meat, poultry, or fish, e.g., cooked lean meat without bone, breading, binders, fillers, or other ingredients. Commercial processed products require a CN label or PFS to credit. For more information, refer to the CSDE's resources, [Crediting Commercial Meat/Meat Alternates in the Child and Adult Care Food Program](#) and [Crediting Deli Meats in the Child and Adult Care Food Program](#), and visit the "Meat/Meat Alternates Component" section of the CSDE's [Crediting Foods in CACFP Adult Day Care Centers](#) webpage. The USDA's [CACFP best practices](#) recommend serving only lean meats, nuts, and legumes; limiting processed meats to one serving per week; and serving only low-fat or reduced-fat natural cheese.
- ⁴ APPs must meet the requirements in [appendix A](#) of the CACFP regulations (7 CFR 226). For more information, refer to the CSDE's resource, [Requirements for Alternate Protein Products in the Child and Adult Care Food Program](#).
- ⁵ For a 1-ounce serving of tempeh to credit as 1 ounce of MMA, the product's ingredients must include only soybeans (or other legumes), water, tempeh culture, and for some varieties, vinegar, seasonings, and herbs. Tempeh products that contain other ingredients require a CN label or PFS to document crediting information.
- ⁶ Surimi seafood is a pasteurized, ready-to-eat, restructured seafood product usually made from pollock (fish). A CN label or PFS is required for commercial products that indicate a different crediting amount.
- ⁷ Tofu must contain at least 5 grams of protein in 2.2 ounces (¼ cup) to credit as 1 ounce of MMA. For more information, refer to the CSDE's resource, [Crediting Tofu and Tofu Products in the Child and Adult Care Food Program](#).

Table 1-4. CACFP snack meal pattern for adults, *continued***Menu planning notes for snack, *continued***

- ⁸ Cooked dry beans and peas (legumes) credit as either the MMA component or the vegetables component but one serving cannot credit as both components in the same meal. For more information, refer to the CSDE's resource, [Crediting Legumes in the Child and Adult Care Food Program](#).
- ⁹ Creditable nuts and seeds include almonds, Brazil nuts, cashews, filberts, macadamia nuts, peanuts, pecans, walnuts, pine nuts, pistachios, and soy nuts. Nuts and seeds cannot credit for more than half of the MMA component at lunch or supper. They must be combined with another meat/meat alternate to meet the total requirement. For more information, refer to the CSDE's resource, [Crediting Nuts and Seeds in the Child and Adult Care Food Program](#).
- ¹⁰ Yogurt and soy yogurt cannot contain more than 23 grams of total sugars per 6 ounces (no more than 3.83 grams per ounce). For more information, refer to the CSDE's resource, [Crediting Yogurt in the Child and Adult Care Food Program](#).
- ⁹ The vegetables component includes fresh vegetables, frozen vegetables, canned vegetables, rehydrated dried vegetables, and pasteurized 100 percent full-strength vegetable juice. Vegetables credit based on volume (cups), except raw leafy greens such as lettuce and spinach credit as half the volume served, e.g., 1 cup of lettuce credits as ½ cup of the vegetables component. A serving of cooked vegetables must be drained. Dried vegetables (such as potato flakes and dried soup mix) credit based on their rehydrated volume and require a PFS. The USDA's [CACFP best practices](#) recommend that CACFP menus include at least one serving per week of each vegetable subgroup (dark green, red/orange, beans and peas (legumes), starchy, and other). For more information, refer to the CSDE's resource, [Vegetable Subgroups in the Child and Adult Care Food Program](#), and visit the "Vegetables Component" section of the CSDE's [Crediting Foods in CACFP Adult Day Care Centers](#) webpage.
- ¹¹ The vegetables component includes fresh vegetables, frozen vegetables, canned vegetables, rehydrated dried vegetables, and pasteurized 100 percent full-strength vegetable juice. Vegetables credit based on volume (cups), except raw leafy greens such as lettuce and spinach credit as half the volume served, e.g., 1 cup of lettuce credits as ½ cup of the vegetables component. A serving of cooked vegetables must be drained. Dried vegetables (such as potato flakes and dried soup mix) credit based on their rehydrated volume and require a PFS. The USDA's [CACFP best practices](#) recommend that CACFP menus include at least one serving per week of each vegetable subgroup (dark green, red/orange, beans and peas (legumes), starchy, and other). For more information, refer to the CSDE's resource, [Vegetable Subgroups in the Child and Adult Care Food Program](#), and visit the "Vegetables Component" section of the CSDE's [Crediting Foods in CACFP Adult Day Care Centers](#) webpage.
- ¹² Pasteurized full-strength juice credits as either the vegetables component or fruits component at only one meal or snack per day. Juice includes fruit and vegetable juice, frozen pops made from 100 percent juice, pureed fruits and vegetables in smoothies, and juice from canned fruit in 100 percent juice. For more information, refer to the CSDE's resources, [Crediting Juice in the Child and Adult Care Food Program](#) and [Crediting Smoothies in the Child and Adult Care Food Program](#). The USDA's [CACFP best practices](#) recommend serving whole fruits (fresh, frozen, canned, and dried) more often than juice.

Table 1-4. CACFP snack meal pattern for adults, *continued***Menu planning notes for snack, *continued***

- ¹³ The fruits component includes fresh fruit; frozen fruit; dried fruit; canned fruit in juice, water, or light syrup; and pasteurized 100 percent full-strength fruit juice. The creditable serving of canned fruit in 100 percent juice may include the juice but cannot include water or syrup. Fruits credit based on volume (cups), except dried fruits credit as twice the volume served, e.g., ¼ cup of raisins credits as ½ cup of the fruits component. For more information, visit the “[Fruits Component](#)” section of the CSDE’s [Crediting Foods in CACFP Adult Day Care Centers](#) webpage.
- ¹⁴ Grain products and recipes must be made with creditable grains (whole grains, enriched grains, bran, and germ). For information on identifying creditable grains, refer to the CSDE’s resources, [How to Identify Creditable Grains in the Child and Adult Care Food Program](#), [Crediting Whole Grains in the Child and Adult Care Food Program](#), and [Crediting Enriched Grains in CACFP](#), and visit the “[Grains Component](#)” section of the CSDE’s [Crediting Foods in CACFP Adult Day Care Centers](#) webpage.
- ¹⁵ At least one serving of grains per day must be WGR. The US USDA’s [CACFP best practices](#) recommend at least two servings of WGR grains per day. WGR foods for the CACFP contain at least 50 percent whole grains and the remaining grain ingredients are enriched, bran, or germ. For more information, refer to the CSDE’s [Guide to Meeting the Whole Grain-rich Requirement for the Child and Adult Care Food Program](#) and visit the “[Whole Grain-rich Requirement](#)” section of the CSDE’s [Crediting Foods in CACFP Adult Day Care Centers](#) webpage.
- ¹⁶ Grain based desserts do not credit as the grains component. Examples include cookies, piecrusts in sweet pies, doughnuts, cereal bars, granola bars, sweet rolls, pastries, toaster pastries, cake, and brownies. Sweet crackers such as graham crackers and animal crackers are not grain-based desserts. However, the CSDE recommends limiting sweet crackers to no more than twice per week between all meals and snacks. For more information, visit the USDA’s webpage, [Grain-based Desserts in the CACFP](#).
- ¹⁷ Grain products and recipes must meet the required weights (groups A-E) or volumes (groups H-I) in [Grain Ounce Equivalents for the CACFP](#) or provide the minimum creditable grains per serving. For more information, refer to the CSDE’s resources, [Calculation Methods for Grains Ounce Equivalents in the Child and Adult Care Food Program](#) and [How to Use the Grain Ounce Equivalents Chart for the CACFP](#), and visit the “[Ounce Equivalents](#)” section of the CSDE’s [Crediting Foods in CACFP Adult Day Care Centers](#) webpage.
- ¹⁸ Breakfast cereals cannot contain more than 6 grams of sugars per dry ounce (no more than 21.2 grams of sucrose and other sugars per 100 grams of dry cereal). For more information, refer to the CSDE’s resource, [Crediting Breakfast Cereals in the Child and Adult Care Food Program](#).
- ¹⁹ Examples of cereal grains include amaranth, barley, buckwheat, cornmeal, corn grits, kasha, millet, oats, quinoa, wheat berries, and rolled wheat.

Overview of CACFP Adult Meal Pattern Requirements

This section summarizes the requirements for the CACFP adult meal patterns. For information on the required records for documenting meal pattern compliance, refer to [section 2](#). For detailed guidance on the crediting requirements for each food component, refer to [section 3](#).

Breakfast

- Required components:** Breakfasts must include one serving of the milk component; one serving of vegetables, fruits, or both; and two servings of the grains component. The serving offered for each component must be at least the minimum quantity in the CACFP breakfast meal pattern for adults (refer to [table 1-2](#) in this section).
- Breakfast cereals:** Adult day care centers must document whether cooked and RTE breakfast cereals are WGR, enriched, or fortified. This information may be listed on the CACFP menu, daily production record, or other menu documentation such as a list of all cereals served in CACFP meals and snacks. For more information, refer to “[Required Documentation for Grains](#)” in “Part B: WGR Requirement” of section 3.
- Cereal with milk:** The menu must list the specific type of cereal as one component (e.g., “whole-grain granola”) and the specific type of fluid milk as another (e.g., “unflavored low-fat milk”). “Cereal with milk” does not indicate that the breakfast menu provides the required amount of cereal or the required amount and appropriate type of milk.
- Juice and fruit:** Adult day care centers must document the specific types of juices and fruits served. For example, indicate “orange juice” instead of “juice,” and “banana or diced peaches” instead of “fresh fruit choice.” This information may be listed on the CACFP menu, daily production record, or other menu documentation such as a list of all types of juices and fruits served in CACFP meals and snacks.
- Juice limit:** If the breakfast menu credits juice as the vegetables and fruits component, juice cannot credit as the fruits component or vegetables component at lunch, supper, or snack that same day. For more information, refer to “[Juice limit](#)” in section 3.
- Substituting MMA for grains:** The MMA component may substitute for the entire grains component at breakfast up to three times per week. A 2-ounce serving of the MMA component substitutes for two servings of the grains component. For more information, refer to “[MMA at Breakfast](#)” in section 3.




1 | CACFP Adult Meal Patterns

- **Substituting yogurt for milk:** Yogurt that meets the sugar limit (no more than 3.83 grams of sugars per ounce) may be served in place of milk once per day, when it is not served as the MMA component in the same meal. Six ounces (weight) or $\frac{3}{4}$ cup (volume) of yogurt equals 8 fluid ounces of milk. For more information, refer to “[Substituting yogurt for milk](#)” in section 3.

Lunch and supper

- **Required components:** Lunches must include one serving of the milk component, one serving of the MMA component, one serving of the vegetables component, one serving of the fruits component (or vegetable substitutions), and two servings of the grains component. Suppers must include the same components and servings, except milk is optional. The serving offered for each component must be at least the minimum quantity in the CACFP lunch and supper meal pattern for adults (refer to [table 1-3](#) in this section).
- **Substituting vegetables for fruits:** The vegetables component may substitute for the fruits component at any lunch or supper. Lunch and supper menus must include one serving of the vegetables component and one serving of the fruits component, or two different servings of the vegetables component. Lunches cannot contain two servings of only the fruits component. For more information, refer to “[Substituting Vegetables for Fruits at Lunch and Supper](#)” in section 3.
- **Substituting yogurt for milk:** Yogurt that meets the sugar limit (no more than 3.83 grams of sugars per ounce) may be served in place of milk once per day, when it is not served as the MMA component in the same meal. Six ounces (weight) or $\frac{3}{4}$ cup (volume) of yogurt equals 8 fluid ounces of milk. For more information, refer to “[Substituting yogurt for milk](#)” in section 3.
- **Vegetables and fruits:** Adult day care centers must document the specific types of vegetables and fruits served. For example, indicate “garden salad with lettuce, cucumbers, carrots, and tomatoes” instead of “salad,” and “fresh fruit salad (apples, oranges, bananas, and strawberries)” instead of “fruit salad.” This information may be listed on the CACFP menu, daily production record, or other menu documentation such as a list of all types of vegetables and fruits served in CACFP meals and snacks.



Snack

- **Required components:** Snacks must include any two of the five components. A snack that contains two foods from the same component is not reimbursable. An example is orange juice (fruits component) and applesauce (fruits component). However, a snack that contains orange juice (fruits component) and carrot sticks (vegetables component) is reimbursable because it contains two different components. The serving offered for each component must be at least the minimum quantity in the CACFP snack meal pattern for adults (refer to [table 1-4](#) in this section).
- **Best practice for vegetables and fruits:** Snack menus should include a vegetable or fruit as often as possible. The USDA's [CACFP best practices](#) recommend making at least one of the two required snack components a vegetable or a fruit.
- **Beverage limit:** If the snack menu includes a creditable beverage (milk or juice), the other snack component cannot be a beverage. The snack menu cannot include juice when milk is the only other snack component.
- **Offering milk with yogurt:** If the snack menu includes milk, the other snack component should not be yogurt. The CSDE recommends this practice to increase nutrient variety.
- **Offering more than two food items:** If the snack menu includes more than two different food items, at least two food items must meet the required food components and servings. An example is a snack that contains yogurt (MMA component), strawberries (fruits component), and granola (grains component). The snack menu or other documentation must clearly indicate the serving size and which items contribute to the CACFP meal pattern.
- **Offering a noncreditable food:** A snack menu that includes a noncreditable food must also contain the minimum required serving of at least two components. For example, a snack of strawberry gelatin (noncreditable food), whole-grain crackers (grains component), and unflavored low-fat milk (milk component) contains three food items, but only two components. To be reimbursable, this snack menu must provide the minimum serving of both milk and crackers. **Note:** CACFP funds cannot be used to purchase noncreditable foods, except for condiments served with creditable foods, and herbs and spices used to prepare and enhance the flavor of meals.
- **Offering water:** Water should be offered as a beverage when the snack menu does not include milk or juice. However, water does not credit toward the CACFP adult meal patterns and cannot be offered in place of the required food components.

For additional guidance, visit the USDA's [Serving Snacks in the CACFP](#) webpage.

Meal pattern documentation

Adult day care centers must maintain appropriate documentation to indicate that meals and snacks served to participants meet the CACFP adult meal pattern and crediting requirements.

- **Menu:** All sites must have a written CACFP menu to document that meals and snacks provide the required components and quantities. For more information, refer to [“Menus”](#) in section 2.
- **Production records:** The CSDE encourages CACFP adult day care centers to use production records. For more information, refer to [“Production Records”](#) in section 2.
- **Commercial foods:** Adult day care centers must maintain Child Nutrition (CN) labels or production formulation statement (PFS) forms on file to document the meal pattern contribution of all commercial foods served in CACFP menus. Examples include entrees and grains, vegetables, and fruits with added ingredients, e.g., coleslaw, potato salad, and carrot-raisin salad. CN labels are available only for main dish entrees that contribute to the MMA component. However, they usually indicate the contribution of other meal components that are part of these products, such as grains, vegetables, and fruits. For more information, refer to [“Child Nutrition \(CN\) Labels”](#) and [“Product Formulation Statements”](#) in section 2.
- **Foods prepared from scratch:** Adult day care centers must maintain recipes on file to document the meal pattern contribution of all foods prepared from scratch. Vendors that prepare foods for adult day care centers must also be able to document the CACFP meal pattern contribution of their recipes. Examples of foods prepared from scratch include entrees, grains (such as pancakes, muffins, and breads), and vegetables and fruits with added ingredients, e.g., coleslaw, potato salad, and carrot-raisin salad. The CSDE encourages adult day care centers to develop and use standardized recipes to ensure accurate crediting information. For more information, refer to [“Standardized Recipes”](#) in section 2.
- **Alternate protein products (APPs):** Adult day care centers must maintain documentation on file to indicate that APPs meet the requirements in [appendix A](#) of the CACFP regulations (7 CFR 226). For more information, refer to [“Crediting Alternate Protein Products \(APPs\)”](#) in section 3 and the CSDE’s resource, [Requirements for Alternate Protein Products in the Child and Adult Care Food Program](#).

- **Breakfast cereals:** Adult day care centers must maintain documentation on file to indicate that all breakfast cereals meet the CACFP sugar limit (no more than 6 grams of sugars per dry ounce) and that compliance was determined using one of the USDA's three allowable methods. For more information, refer to "[Crediting Criteria for Breakfast Cereals](#)" in section 3 and the CSDE's resource, *Crediting Breakfast Cereals in the Child and Adult Care Food Program*.
- **Tofu and tofu products:** Adult day care centers must maintain documentation on file to indicate that tofu and tofu products contain at least 5 grams of protein in 2.2 ounces (weight) or ¼ cup (volume). For more information, refer to "[Crediting Commercial Tofu and Tofu Products](#)" in section 3 and the CSDE's resource, *Crediting Tofu and Tofu Products in the Child and Adult Care Food Program*.
- **WGR foods:** Adult day care centers must maintain documentation on file to indicate that WGR foods were identified using one of the USDA's six allowable methods for determining compliance with the WGR criteria. For more information, refer to "[WGR requirement](#)" in section 3 and the CSDE's *Guide to Meeting the Whole Grain-rich Requirement for the Child and Adult Care Food Program*.
- **Yogurt:** Adult day care centers must maintain documentation on file to indicate that all yogurt and soy yogurt products meet the CACFP sugar limit (no more than 3.83 grams of sugars per ounce). For more information, refer to "[Crediting Yogurt and Soy Yogurt](#)" in section 3 and the CSDE's resource, *Crediting Yogurt in the Child and Adult Care Food Program*.



Meal Modifications for Participants with Special Dietary Needs

CACFP adult day care centers must comply with the federal nondiscrimination laws and requirements for meal modifications for participants with special dietary needs. These requirements are summarized below. For detailed guidance, refer to the CSDE’s [Guide to Meal Modifications in CACFP Adult Day Care Centers](#), and visit the CSDE’s [Special Diets in CACFP Adult Day Care Centers](#) webpage.

Participants with a disability

The USDA requires reasonable meal modifications on a case-by-case basis for participants whose disability restricts their diet, based on a medical statement signed by a recognized medical authority. “Case-by-case basis” means that the meal modifications are specific to the individual medical condition and dietary needs of each participant.

The Connecticut State Department of Public Health defines a recognized medical authority as a state-licensed health care professional who is authorized to write medical prescriptions under state law. This includes licensed physicians (doctors of medicine or osteopathy), physician assistants, and advanced practice registered nurses (APRN). The CSDE’s medical statements and accompanying instructions and guidance are available in the “[Medical Statements for CACFP Adult Day Care Centers](#)” section of the CSDE’s [Special Diets in CACFP Adult Day Care Centers](#) webpage.

Participants without a disability

The USDA allows, but does not require, meal modifications for participants whose special dietary needs do not constitute a disability. Examples of optional modifications include requests related to religious or moral convictions, general health concerns, and personal food preferences, such as participants who prefer eating a gluten-free diet or organic foods because they believe it is healthier. Adult day care centers may choose to make these accommodations on a case-by-case basis.

Meal modifications for participants without disabilities must comply with the CACFP adult meal patterns. CACFP adult day care centers may choose to provide a requested meal modification that does not meet the CACFP adult meal patterns if the participant or their guardian/caregiver provides a medical statement signed by a recognized medical authority.

Menu Planning Resources

The resources and websites below provide information and guidance on planning meals and snacks to meet the CACFP adult meal patterns. For detailed information on crediting foods in the CACFP adult meal patterns, visit the CSDE's [Crediting Foods in CACFP Adult Day Care Centers](#) webpage. For a comprehensive list of resources with guidance on meeting the CACFP meal pattern and crediting requirements, refer to the CSDE's [Resources for the CACFP Meal Patterns](#).

- CACFP Halftime: Thirty on Thursdays Training Webinar Series (USDA):
<https://www.fns.usda.gov/cacfp-halftime-thirty-thursdays-training-webinar-series>
- CACFP Meal Pattern Training Slides (USDA):
<https://www.fns.usda.gov/tn/meal-pattern-training-slides-cacfp>
- CACFP Meal Pattern Training Worksheets (USDA):
<https://www.fns.usda.gov/tn/meal-pattern-training-worksheets-cacfp>
- CACFP Nutrition Standards for CACFP Meals and Snacks (USDA):
<https://www.fns.usda.gov/cacfp/meals-and-snacks>
- CACFP Training Tools (USDA):
<https://www.fns.usda.gov/tn/training-tools-cacfp>
- Crediting Foods in CACFP Adult Day Care Centers (CSDE):
<https://portal.ct.gov/SDE/Nutrition/Crediting-Foods-in-CACFP-Adult-Day-Care-Centers>
- Crediting Handbook for the Child and Adult Care Food Program (USDA):
<https://www.fns.usda.gov/tn/crediting-handbook-child-and-adult-care-food-program>
- Crediting Summary Charts for the CACFP Adult Meal Patterns (CSDE):
https://portal.ct.gov/-/media/SDE/Nutrition/CACFP/Crediting/Crediting_Summary_Charts_CACFP_Adults.pdf
- Food Buying Guide for Child Nutrition Programs (USDA):
<https://www.fns.usda.gov/tn/food-buying-guide-for-child-nutrition-programs>
- Meal Patterns for CACFP Adult Day Care Centers (CSDE):
<https://portal.ct.gov/SDE/Nutrition/Meal-Patterns-CACFP-Adult-Centers>
- Menu Planning for Child Nutrition Programs (CSDE webpage):
<https://portal.ct.gov/SDE/Nutrition/Menu-Planning>

1 | CACFP Adult Meal Patterns

- Resource List for Menu Planning and Food Production in Child Nutrition Programs (CSDE):
https://portal.ct.gov/-/media/SDE/Nutrition/Resources/Resources_Menu_Planning.pdf
- Resources for the CACFP Meal Patterns (CSDE):
https://portal.ct.gov/-/media/SDE/Nutrition/CACFP/MealPattern/Resources_CACFP_Meal_Patterns.pdf
- Special Diets in CACFP Adult Day Care Centers (CSDE):
<https://portal.ct.gov/SDE/Nutrition/Special-Diets-in-CACFP-Adult-Day-Care-Centers>
- USDA Memo CACFP 08-2017: Questions and Answers on the Updated Meal Pattern Requirements for the Child and Adult Care Food Program:
<https://www.fns.usda.gov/cacfp/questions-and-answers-updated-meal-pattern-requirements>
- USDA Memo CACFP 15-2016: Optional Best Practices to Further Improve Nutrition in the CACFP:
<https://www.fns.usda.gov/cacfp/optional-best-practices-further-improve-nutrition-cacfp>

For information on recipes, refer to “[Standardized Recipes](#)” and “[Resources for standardized recipes](#)” in section 2. For additional resources, refer to section 5.



2 — Menu Records

Adult day care centers must be able to document that CACFP meals and snacks provide the required food components and quantities. Without appropriate documentation, foods and beverages cannot credit toward reimbursable meals and snacks. The CSDE will disallow reimbursement for noncompliant meals and snacks in the CACFP.

Adult day care centers should ensure that all appropriate staff are aware of the documents needed to demonstrate the menu's compliance with the CACFP adult meal patterns. Staff must also understand how to complete and maintain appropriate documentation.

Table 2-1 summarizes the required documentation for CACFP meal pattern compliance. Adult day care centers must maintain these records on file for the CSDE's Administrative Review of the CACFP.

Table 2-1. Documentation for CACFP meal pattern compliance	
Commercial foods	Foods made from scratch
<ul style="list-style-type: none"> • Menus • Production records ¹ • Child Nutrition (CN) labels • Product formulation statement (PFS) forms • Nutrition information (Nutrition Facts labels and ingredients) ² 	<ul style="list-style-type: none"> • Menus • Production records ¹ • Recipes ³
<p>¹ Production records are not required in the CACFP. However, the CSDE encourages adult day care centers to use production records because they provide appropriate documentation that meals and snacks comply with the CACFP adult meal patterns.</p> <p>² Many commercial products require nutrition information to determine crediting information.</p> <p>³ The CSDE strongly encourages the use of standardized recipes to ensure that menus provide the correct CACFP food components and servings.</p>	

CACFP Menus

Adult day care centers must develop menus that represent the actual food components served for each meal and snack claimed for CACFP reimbursement. The menu must identify the date of the meal service and all food items served, including the type of milk and which grain products are WGR.

Cycle menus or menus developed in advance of the meal service must specify the month and day and indicate any menu substitutions that occur. For more information, refer to “[Using cycle menus](#)” in this section.

Each adult day care center must have a written “menu of record” on file to document the specific meal pattern components served to all enrolled participants each day. The adult day care center must maintain all menus on file with other required CACFP records in accordance with the CACFP regulations ([7 CFR 226.10\(d\)](#)).

Menu forms

The menu form is an important tool to help adult day care centers comply with the CACFP adult meal patterns. Using an appropriate menu form helps to ensure that meals and snacks include the required food components and servings. When reviewing CACFP menus for meal pattern compliance, CSDE staff cannot determine if meal components are offered unless they are indicated on the menu.

The CSDE strongly discourages adult day care centers from using a blank calendar as a menu form because the menu planner might omit food components or provide insufficient servings. This could result in noncompliant menus. Meals with missing food components or insufficient servings are not reimbursable in the CACFP.

The CSDE’s sample CACFP weekly menu forms listed below help menu planners include the required food components and servings.

- CACFP Adult Day Care Centers Menu Form for AM Snack, Lunch, and PM Snack
- CACFP Adult Day Care Centers Menu Form for Breakfast, Lunch and Snack
- CACFP Adult Day Care Centers Menu Form for Lunch and Snack

These menu forms are available in the “[Menu Forms for CACFP Adult Day Care Centers](#)” section of the CSDE’s [Meal Patterns for CACFP Adult Day Care Centers](#) webpage. Adult day care centers may adapt these forms to meet individual program needs. Different menu formats should contain appropriate guidance regarding the required food components and servings for each meal and snack.

Using cycle menus

The CSDE strongly encourages adult day care centers to use cycle menus for CACFP meals and snacks. A cycle menu is series of menus planned for a specific period (such as four weeks) with a different menu for each day. Cycle menus can help adult day care centers comply with the meal pattern requirements, increase variety, control food cost, control inventory, and save time.

The CSDE recommends that cycle menus include at least four weeks. This increases the variety of meals and snacks offered and ensures that participants are not served the same combination of foods too often. For more information, refer to the CSDE's [Resource List for Menu Planning and Food Production in Child Nutrition Programs](#).

Sample CACFP menus

The CSDE's sample breakfast, lunch, and snack menus provide meal and snack ideas for participants in adult day care centers. These sample menus are available in the "[Sample Menus for CACFP Adult Day Care Centers](#)" section of the CSDE's [Meal Patterns for CACFP Adult Day Care Centers](#) webpage. Each menu contains at least the minimum required food components and servings. Some menus include additional components or exceed the minimum serving requirements.

The type of foods purchased and the recipes and preparation techniques used by the adult day care center determine whether local menus meet the CACFP adult meal patterns. Adult day care centers should use the FBG to determine the amount of purchased food that meets the required serving for each meal pattern component. For more information, refer to "[Food Buying Guide for Child Nutrition Programs](#)" in this section.

The CSDE strongly encourages adult day care centers to consider the [Dietary Guidelines for Americans](#) when planning CACFP menus. The *Dietary Guidelines for Americans* focuses on choosing a variety of nutrient-dense foods, while limiting added sugars, saturated fats, and sodium.

For resources on menu planning, refer to "[Menu Planning Resources](#)" in this section and the CSDE's [Resource List for Menu Planning and Food Production in Child Nutrition Programs](#). Additional resources are available in the "[Menu Planning for CACFP Adult Day Care Centers](#)" section of the CSDE's [Meal Patterns for CACFP Adult Day Care Centers](#) webpage.

Production Records

The USDA regulations require that adult day care centers must document compliance with the CACFP adult meal patterns and maintain records of food purchases. Production records are not required in CACFP adult day care centers. However, the CSDE encourages adult day care centers to use production records because they provide appropriate documentation that meals and snacks meet the CACFP adult meal patterns.

A production record is a working tool that outlines the type and quantity of foods that need to be purchased and available for the meal service. Production records document that CACFP sites serve reimbursable meals and snacks. They also provide valuable information to help adult day care centers with menu planning, forecasting products and amounts, purchasing foods, controlling waste, identifying acceptable menu items, and conducting a nutrient analysis of menus.

Adult day care centers that do not use production records should develop an alternate system to document the amount of purchased foods and the serving sizes provided for each meal and snack. Menu planners should use the FBG to determine how many servings a specific quantity of food will provide. In addition, all adult day care centers must maintain the required CACFP crediting documentation for commercial products and foods made from scratch. This includes the planned menu, recipes, CN labels, PFS forms, and documentation to reflect any substitutions to the planned menu.

Table 2-2 summarizes what production records should include and when CACFP staff should complete the information.

Table 2-2. Information to include on production records	
Complete before meal service	Complete after meal service
<ul style="list-style-type: none"> • Name of site • Meal date • Meal type (breakfast, lunch, supper, or snack) • All planned menu items including the specific type and amount of all meal choices, food components, types of milk, leftovers, substitutions, and all other food items such as condiments and other noncreditable foods • Recipe name and number or product name and code • Planned serving size and number of servings for reimbursable meals and, if applicable, nonreimbursable meals, e.g., meals for CACFP staff and incomplete meals served to participants 	<ul style="list-style-type: none"> • Temperatures (complete throughout meal service) ¹ • Total amount/quantity of food prepared (based on the FBG) for each food item or menu item, e.g., number of servings, pounds, cans, and pieces • Amount of leftover food for each food item or menu item • Total amount of food served • Number of reimbursable meals served to adult day care center participants • Number of nonreimbursable meals served, e.g., meals for CACFP staff and incomplete meals served to participants
<p>¹ Food service staff should record temperatures throughout the meal service to ensure that hot foods are held at 135 °F or above and cold foods are held at 41 °F or below. For additional guidance, visit the CSDE's Food Safety for Child Nutrition Programs webpage.</p>	

Sample production records

The CSDE's sample production records listed below help adult day care centers document compliance with the CACFP adult meal patterns.

- CACFP Adult Day Care Centers Production Record for AM Snack, Lunch, and PM Snack
- CACFP Adult Day Care Centers Production Record for Breakfast, Lunch, and Snack
- CACFP Adult Day Care Centers Production Record for Lunch, and Snack
- CACFP Adult Day Care Centers Production Record for Meal Pattern Components

These forms are available in the “[Production Records for CACFP Adult Day Care Centers](#)” section of the CSDE’s [Meal Patterns for CACFP Adult Day Care Centers](#) webpage. Adult day care centers may adapt these forms to meet individual program needs.

Guidance for completing production records

Production records must be completed correctly to provide accurate documentation of reimbursable meals. When using production records, adult day care centers should ensure that staff follow the guidance below.

- Use a production record for each site, including satellite locations.
- Complete all information. Check that information is not missing or incomplete.
- Record the information legibly (handwriting can be read).
- Use the proper weight or volume measure for each food item. For example, use cups for fruits and vegetables instead of ounces (refer to “[Volume versus weight](#)” in this section).
- Enter the number of servings, pounds, cans, or pieces (not the number of portions prepared) in the column for the total quantity of food used.
- List the specific type and amount of each food item separately. Do not indicate foods as assorted choices. For example, instead of “assorted juices,” list apple juice, orange juice, and pineapple juice. Instead of “assorted fruits and vegetables,” list fruit choices,” or “vegetable choices,” list each type of fruit and vegetable.
- List the type of milk served.
- List all condiments, e.g., ketchup, mustard, and salad dressing.
- List portion sizes accurately. Ensure that the listed portion sizes are the same as the amount being served to participants.
- List all items prepared for the meal including daily items and alternate meal choices.
- Accurately record the “planned” servings.
- List nonreimbursable meals and snacks (e.g., meals for CACFP staff and incomplete meals served to participants) separately from reimbursable meals and snacks.
- Add any extra amounts of food needed during the meal service period.
- Add any extra amounts of food needed during the meal service period.
- Indicate if any substitutions are made to the planned menu items.
- Indicate if leftovers are used.

Adult day care centers should maintain production records on file with other CACFP documentation. The CSDE will review menu documentation (including production records, if available) during the Administrative Review of the CACFP.

Volume versus weight

The amounts listed in production records must reflect the servings required by the CACFP patterns. The CACFP meal patterns indicate the servings of the food components by weight (ounces) or volume (fluid ounces). For example, the servings for the vegetables component and fruits component are indicated by volume (cups). The servings of most foods in the MMA component are indicated by weight (ounces). However, volume is required for some MMA such as peanut butter (tablespoons), cottage cheese (cups), and legumes (cups).

Volume and weight measurements are not the same. Volume is the amount of space an ingredient occupies in a measuring container. Volume measures include teaspoon, tablespoon, fluid ounce, cup, pint, quart, and gallon.

Listing incorrect serving sizes on production records is a common compliance issue. An example is listing the serving for a fruit or vegetable as “4 ounces” instead of “½ cup.” This does not document that the fruit or vegetable serving meets the meal pattern requirements because these two measurements are not the same. A serving of 4 ounces by weight may or may not equal ½ cup of fruits or vegetables.



The weight of a specific volume of food varies depending on the density of the food. For example, a ½-cup serving of lettuce weighs less than a ½-cup serving of cooked butternut squash. A 1-cup serving of whole-grain flaked cereal weighs less than 1 cup of baked beans. For many foods, a specific measure of volume does not equal the same measure of weight. There are some exceptions, such as yogurt (a ½-cup serving of yogurt equals 4 ounces by weight) and certain types of canned fruits and vegetables. For information on the weight equivalent of servings measured by volume, refer to the USDA’s FBG.

Menu planners should use the FBG to determine the amount of a food that meets the required meal pattern serving and must ensure that menu documentation records reflect this amount. For example, the servings of vegetables, fruits, peanut butter, and legumes must be listed by volume, not weight. For more information, refer to “[Food Buying Guide for Child Nutrition Programs](#)” in this section.

For information on weights and measures, refer to the Institute of Child Nutrition’s (ICN) handout, *Basics at a Glance*, and visit the “[Weights and Measures](#)” section of the CSDE’s Crediting Foods in CACFP Adult Day Care Centers webpage.

Resources for production records

The websites and resources below provide guidance on developing and using production records.

- Basics at a Glance (ICN):
<https://theicn.org/icn-resources-a-z/basics-at-a-glance/>
- Production Records for CACFP Adult Day Care Centers (CSDE webpage):
<https://portal.ct.gov/SDE/Nutrition/Meal-Patterns-CACFP-Adult-Centers/Documents#ProductionRecords>
- Using Production Records in the Child and Adult Care Food Program (CSDE):
https://portal.ct.gov/-/media/SDE/Nutrition/CACFP/Forms/ProdRecord/Using_Production_Records_CACFP.pdf
- Weights and Measures (CSDE's Crediting Foods in CACFP Adult Day Care Centers webpage):
<https://portal.ct.gov/SDE/Nutrition/Meal-Patterns-CACFP-Adult-Centers/Documents#WeightsMeasures>

The CSDE's resource, *Using Production Records in the Child and Adult Care Food Program*, summarizes the guidance for using production records in the CACFP.



Standardized Recipes

Adult day care centers that serve foods made from scratch must have a recipe available to document the amount of each meal component per serving. For example, if the lunch menu for ages 3-5 offers macaroni and cheese as the MMA component and grains component, the CACFP facility's recipe must document that each serving contains 1½ ounces of cheese and ¼ cup of whole-grain or enriched pasta.

Recipes are required for all foods prepared on site by the CACFP facility and all foods made from scratch that are purchased by the CACFP facility through a contract with a food service vendor or food service management company. Some examples of foods made from scratch include cornbread, coleslaw, potato salad, soup, lasagna, chicken stir-fry, sandwiches, tossed salad, seasoned cooked vegetables, and macaroni and cheese.

The CSDE strongly encourages the use of standardized recipes to ensure that menus provide the correct CACFP food components and portions. The USDA defines a standardized recipe as one that has been tried, adapted, and retried several times for use by a given foodservice operation and has been found to produce the same good results and yield every time when the exact procedures are used with the same type of equipment and the same quantity and quality of ingredients.



Benefits of standardized recipes

In addition to documenting the meal pattern contribution, standardized recipes provide many other benefits. Standardized recipes ensure:

- consistent food quality;
- predictable yield;
- consistent nutrient content;
- customer satisfaction;
- food cost control;
- efficient purchasing procedures;
- inventory control;
- labor cost control;
- increased employee confidence;
- reduced recordkeeping; and
- successful completion of the CSDE's Administrative Review of the CACFP.

Information to include on standardized recipes

Adult day care centers may standardize their own local recipes or use existing standardized recipes such as the USDA's recipes. Standardized recipes should include the following:

- recipe name that describes the recipe;
- recipe number that is unique to each recipe;
- recipe category classification, e.g., main dish, grains, and vegetables;
- recipe yield (weight and/or volume and number of servings), i.e., the amount produced when production is complete;
- ingredients used;
- ingredient amounts per yield, i.e., the quantity (weight or volume) of all ingredients for each yield, such as 50 servings or 100 servings;
- preparation equipment and utensil, such as pans, steamers and mixers;
- food safety Critical Control Points (CCPs), i.e., time and temperature critical limits for each step of preparing, holding, serving, and storing (refer to the CSDE's [Food Safety for Child Nutrition Programs](#) webpage);
- cooking time and temperature, as required (refer to the CSDE's [Food Safety for Child Nutrition Programs](#) webpage);
- serving size (the weight and/or volume of the single portion size);
- serving utensils such as scoops, ladles, and spoodles; and
- meal pattern component contributions per serving, e.g., fruits component, vegetables component, grains component, and meats/meat alternates component.

The CSDE's *Standardized Recipe Form for the Child and Adult Care Food Program* provides a template for creating standardized recipes. For more information, refer to “[Determining Food Yields and Crediting](#)” in this section and the resources below.

Vendor-prepared foods

Vendors that prepare foods for adult day care centers must have a standardized recipe that documents the meal pattern contribution per serving. Adult day care centers are responsible for reviewing the crediting information to ensure that it is accurate.

Verifying meal pattern compliance of recipes from other sources

Adult day care centers must ensure that local menus comply with the CACFP adult meal patterns. When using recipes and menus from sources other than the USDA (such as websites, organizations, and other adult day care centers), menu planners should check these resources for compliance with the CACFP adult meal patterns and adapt as needed.

Resources for standardized recipes

The websites and resources below assist adult day care centers with developing and using standardized recipes.

- Basics at a Glance Portion Control Poster (Institute of Child Nutrition, ICN):
<https://theicn.org/icn-resources-a-z/basics-at-a-glance/>
- Child Nutrition Recipe Box (ICN):
<https://theicn.org/cnrb/>
- Child Nutrition Sharing Site (ICN and USDA):
<https://theicn.org/cnss/resources/>
- Crediting Foods Made from Scratch in CACFP Adult Day Care Centers (CSDE's Crediting Foods in CACFP Adult Day Care Centers webpage):
<https://portal.ct.gov/SDE/Nutrition/Crediting-Foods-in-CACFP-Adult-Day-Care-Centers/Documents#ScratchFoods>
- Recipe Analysis Workbook (RAW) of the FBG (USDA):
<https://foodbuyingguide.fns.usda.gov/>
- Recipes for Child Nutrition Programs (CSDE's Menu Planning for Child Nutrition Programs webpage):
<https://portal.ct.gov/SDE/Nutrition/Menu-Planning#Recipes>

2 | Menu Records

- Resource List for Menu Planning and Food Production in Child Nutrition Programs (CSDE):
https://portal.ct.gov/-/media/SDE/Nutrition/Resources/Resources_Menu_Planning.pdf
- USDA Recipe Standardization Guide for School Nutrition Programs (ICN):
<https://theicn.org/cicn/usda-recipe-standardization-guide-for-school-nutrition-programs/>
- Weights and Measures (CSDE's Crediting Foods in CACFP Adult Day Care Centers webpage):
<https://portal.ct.gov/SDE/Nutrition/Crediting-Foods-in-CACFP-Adult-Day-Care-Centers/Documents#WeightsMeasures>
- Why Use Standardized Recipes? Fact Sheet (ICN):
<https://theicn.org/resources/527/food-service-management-skills/107291/why-use-standardized-recipes.pdf>

For more information, visit the “[Recipes for Child Nutrition Programs](#)” section of the CSDE’s Menu Planning for Child Nutrition Programs webpage.



Crediting Documentation for Commercial Products

Adult day care centers must be able to document the meal pattern contribution of commercial processed foods served in CACFP meals and snacks. For example, to credit a breaded chicken patty product as the MMA component and grains component at lunch or supper, the manufacturer's documentation must indicate that one serving of the product contains 2 ounces of cooked chicken and 1 oz eq (22 grams or 0.8 ounce) of WGR or enriched breadings.

To credit commercial products, the menu planner must obtain either:

- the original CN label from the product carton or a photocopy or photograph of the CN label shown attached to the original product carton; or
- a PFS signed by an official of the manufacturer stating the amount of each meal pattern component contained in one serving of the product.

The CSDE will review product documentation during the Administrative Review of the CACFP.

Commercial processed products without a CN label or PFS cannot credit in CACFP meals and snacks.

Table 2-3 compares the criteria for CN labels and PFS forms. Only CN labels provide a guarantee of the product's contribution to the USDA's meal patterns for the Child Nutrition Programs. Adult day care centers must check the crediting information on the PFS form for accuracy prior to using the product in reimbursable meals and snacks.



2 | Menu Records

Table 2-3. Comparison of CN labels and PFS forms		
Criteria	CN label	PFS
Standard information required	✓	
Reviewed, approved, and monitored by the USDA	✓	
Includes USDA guarantee of meal component contribution for Child Nutrition Programs	✓	
Distinct six-digit product identification number	✓	
Adult day care centers must check crediting information for accuracy prior to use		✓

For additional guidance on accepting product documentation, refer to the CSDE’s resource, [*Accepting Processed Product Documentation in the Child and Adult Care Food Program*](#), and visit the “[Crediting Commercial Processed Products in CACFP Adult Day Care Centers](#)” section of the CSDE’s [Crediting Foods in CACFP Adult Day Care Centers](#) webpage.



Child Nutrition (CN) Labels

The USDA's CN Labeling Program is a voluntary federal labeling program for the Child Nutrition Programs. A CN label statement clearly identifies the contribution of a commercial product toward the meal pattern requirements, based on the USDA's evaluation of the product's formulation. CN labeling provides a warranty that the product contributes to the meal pattern requirements, as printed on the label.

CN labels are available only for main dish entrees that provide at least ½ oz eq of the MMA component of the USDA's meal patterns for the Child Nutrition Programs. Examples include beef patties, cheese or meat pizzas, meat or cheese and bean burritos, egg rolls, and breaded fish portions.

CN labels will usually indicate the contribution of other meal components that are part of these products. For example, CN-labeled pizza may list contributions to the meat/meat alternates, grains, and vegetables components; and CN-labeled breaded chicken nuggets may list contributions to the MMA and grains components.

Required information for CN labels

The CN label is found on the product packaging and will contain the following:

- the CN logo, which is a distinct border with “CN” on each side, surrounding the meal pattern contribution statement;
- the meal pattern contribution statement; which provides the specific crediting information for the serving;
- a six-digit product identification number, which is assigned by the Agricultural Marketing Service (AMS) of the USDA;
- the USDA Food and Nutrition Services (FNS) authorization statement;
- the month and year of AMS approval; and
- other required label features, including product name, ingredients statement, inspection legend, company signature/address line, and net weight.



Table 2-4 shows an example of a CN label and the required components.

Table 2-4. Sample CN label



- 1 Product name
- 2 Ingredients statement
- 3 CN logo
- 4 Meal pattern contribution statement
- 5 Six-digit product identification number
- 6 FNS authorization statement
- 7 Month and year of AMS approval
- 8 Net weight
- 9 Company signature/address line
- 10 Inspection legend

Acceptable documentation

Acceptable and valid documentation for a CN label includes 1) the original CN label from the product carton; or 2) a photocopy or photograph of the CN label shown attached to the original product carton. CN labels that are photocopied or photographed must be visible and legible.

Manufacturers may use a CN label with a watermark when the CN logo and contribution statement are on product information other than the actual product carton. A watermarked CN label is also acceptable documentation for the Administrative Review of the CACFP when it is attached to a Bill of Lading (invoice) containing the product name. Original CN labels on product cartons will not have a watermark.

CACFP adult day care centers must maintain CN labels on file with all other menu records. The CSDE recommends maintaining original CN labels in a designated binder or folder for easy reference, and storing digital photos and scans of CN labels in an easily accessible electronic folder.

Resources for CN labels

The resources below provide additional information on CN labels.

- Child Nutrition (CN) Labels (Documents/Forms section of CSDE’s Crediting Foods in CACFP Adult Day Care Centers webpage):
<https://portal.ct.gov/SDE/Nutrition/Crediting-Foods-in-CACFP-Adult-Day-Care-Centers/Documents#CNlabels>
- CN Labeling Program (USDA website):
<https://www.fns.usda.gov/cn/labeling-program>
- USDA Memo SP 11-2015 (v2), CACFP 10-2015, and SFSP 13-2015: CN Labels Copied with a Watermark Acceptable Documentation:
<https://www.fns.usda.gov/cn-labels-copied-watermark-acceptable-documentation>
- USDA Memo SP 27-2015, CACFP 09-2015, and SFSP 12-2015: Administrative Review Process Regarding the Child Nutrition (CN) Label, Watermarked CN Label and Manufacturer’s Product Formulation Statement:
<https://www.fns.usda.gov/administrative-review-process-regarding-child-nutrition-cn-label-watermarked-cn-label-and>
- Using Child Nutrition (CN) Labels in the Child and Adult Care Food Program (CSDE):
https://portal.ct.gov/-/media/SDE/Nutrition/CACFP/Crediting/Using_CN_labels_CACFP.pdf

The USDA’s [Authorized Labels and Manufacturers](#) webpage lists approved CN-labeled products and manufacturers. Additional crediting documentation resources are available in the “[Crediting Commercial Processed Products in CACFP Adult Day Care Centers](#)” section of the CSDE’s [Crediting Foods in CACFP Adult Day Care Centers](#) webpage.

Product Formulation Statements

A PFS is a document developed by manufacturers that provides specific information about how a product credits toward the USDA's meal patterns for Child Nutrition Programs. Unlike CN labels, the information on PFS forms can vary among manufacturers because these forms are not reviewed, approved, or monitored by the USDA. Table 2-5 shows an example of a PFS for a commercial MMA product.

Required information for PFS forms

A PFS is an official certified document of the company. It must be on company letterhead and signed by a person of authority in the company, such as the quality control manager or the appropriate staff in nutrition or research and development. To be acceptable as crediting documentation for the CACFP, a PFS must include the information below.

1. Product name, which must match or have a similar description to the name on the product label.
2. Product code, which is unique identifier assigned by the manufacturer and may include numbers, letters, or a combination of both.
3. Serving or portion size, which must represent the amount of the product as purchased or ready for serving.
4. Creditable ingredients, which must match or have a similar description to the ingredients listed on the product's label and a food item in the FBG.
5. Information to demonstrate how the creditable ingredients contribute toward the meal pattern based on the FBG.

If the PFS does not meet these requirements, the adult day care center cannot accept it and the product cannot credit in CACFP meals and snacks.

Adult day care centers must verify the PFS for accuracy before including the commercial product in reimbursable meals and, if needed, request supporting documentation from the manufacturer. Adult day care centers must maintain PFS forms and crediting documentation on file. The CSDE will review this information during the Administrative Review of the CACFP.

For guidance on how to review a PFS, refer to the CSDE's resource, [*Using Product Formulation Statements in the Child and Adult Care Food Program*](#). For guidance on how to review a grain PFS, refer to the CSDE's resource, [*When Commercial Grain Products Require a Product Formulation Statement to Credit in the Child and Adult Care Food Program*](#).

Table 2-5. Sample PFS for a commercial MMA product



ABC Chicken Company

**Product Formulation Statement for Documenting Meats/Meat Alternates (M/MA)
in Child Nutrition Programs**

Program operators should include a copy of the label from the purchased product package in addition to the following information on letterhead signed by an official company representative.

Product Name: Grilled Chicken Nuggets Code No.: 123456

Manufacturer: ABC Chicken Company Serving Size: 4 nuggets (2.6 ounces)

I. Meats

Fill out the chart below to determine the creditable amount of Meats.

DESCRIPTION OF CREDITABLE MEAT INGREDIENT PER FOOD BUYING GUIDE (FBG)	OUNCES PER RAW PORTION OF CREDITABLE MEAT INGREDIENT A	MULTIPLY	FBG YIELD' B	CREDITABLE AMOUNT A x B
Boneless chicken	2.88 ounces	x	.7	2.016
		x		
		x		
C. Total Creditable Meats Amount ¹				2.016

¹ FBG yield = Additional Information column.

Total weight (per portion) of product as purchased 2.6 ounces

Total creditable amount of product (per portion). (Reminder: total creditable amount (per portion) cannot exceed the total weight (per portion).) 2 ounce equivalents

I certify that the above information is true and correct and that a 2.6 ounce serving of the above product (ready for serving) contains 2 ounces of equivalent meat/meat alternate when prepared according to directions.

I further certify that any APP used in the product conforms to the Food and Nutrition Service Regulations (7 CFR Parts 210, 220, 225, 226, Appendix A) as demonstrated by the attached supplier documentation.

John Smith
Signature

John Smith
Printed Name

President
Title

12/09/2022 (800) 123-4567
Date Phone Number

USDA's PFS forms for the CACFP

The USDA's [Food Manufacturers/Industry](#) website provides sample PFS templates for the meat/meat alternates, vegetables, fruits, and grains components. The PFS forms that apply to the CACFP are listed below.

- **Grains:** Product Formulation Statement for Documenting Grains in Child Nutrition Programs (USDA):
https://www.fns.usda.gov/sites/default/files/resource-files/PFS_Grains_Oz_Eq_Fillable_508.pdf
- **Grains (completed sample):** Product Formulation Statement for Documenting Grains in Child Nutrition Programs (USDA):
https://www.fns.usda.gov/sites/default/files/resource-files/PFS_Example_Grains_Oz_Eq.pdf
- **Meat/meat alternates:** Product Formulation Statement (Product Analysis) for Meat/Meat Alternate (M/MA) Products in Child Nutrition Programs (USDA):
https://fns-prod.azureedge.us/sites/default/files/resource-files/PFS_Meats-Meat_Alternates_Fillable_508.pdf
- **Vegetables and fruits:** Product Formulation Statement for Documenting Vegetables and Fruits in the Child and Adult Care Food Program, Summer Food Service Program, and NSLP Afterschool Snacks (USDA):
https://www.fns.usda.gov/sites/default/files/resource-files/PFS_Total_Veg_Fruits_Fillable_508.pdf

Resources for verifying accuracy of PFS forms

Adult day care centers must verify PFS forms for accuracy before including commercial products in reimbursable meals. The resources below provide guidance on reviewing a PFS.

- Manufacturer's Product Formulation Statement: Is it Acceptable? (ICN and USDA):
<https://www.youtube.com/watch?v=xtUo70IP9cc>
- Manufacturer's Product Formulation Statement: Is it Acceptable? Presentation Slides (ICN and USDA):
<https://theicn.org/resources/930/march-2016/109876/manufacturers-product-formulation-statement-pfs03-31-16.pdf>

- Product Formulation Statements (Documents/Forms section of CSDE's Crediting Foods in CACFP Adult Day Care Centers webpage):
<https://portal.ct.gov/SDE/Nutrition/Crediting-Foods-in-CACFP-Adult-Day-Care-Centers/Documents#PFS>
- Reviewer's Checklist for Evaluating Manufacturer Product Formulation Statements for Meat/Meat Alternates (USDA):
https://fns-prod.azureedge.us/sites/default/files/reviewer_checklist.pdf
- Tips for Evaluating a Manufacturer's Product Formulation Statement (USDA):
<https://www.fns.usda.gov/sites/default/files/cn/manufacturerPFStipsheet.pdf>
- Using Product Formulation Statements in the Child and Adult Care Food Program (CSDE):
https://portal.ct.gov/-/media/SDE/Nutrition/CACFP/Crediting/Using_Product_Formulation_Statements_CACFP.pdf
- When Commercial Grain Products Require a Product Formulation Statement to Credit in the Child and Adult Care Food Program:
https://portal.ct.gov/-/media/SDE/Nutrition/CACFP/Crediting/When_Commercial_Grain_Products_Require_PFS_CACFP.pdf

Additional crediting documentation resources are available in the “[Crediting Commercial Processed Products in CACFP Adult Day Care Centers](#)” section of the CSDE's [Crediting Foods in CACFP Adult Day Care Centers](#) webpage.



Nutrition Information

In addition to CN labels and PFS forms, nutrition information helps menu planners to determine if certain commercial products credit toward the CACFP adult meal patterns. Nutrition information is also required to meet the USDA requirements to provide reasonable meal modifications for participants whose participants restricts their diet.

Determining crediting information

For many commercial products, menu planners must review the Nutrition Facts label and ingredients to determine crediting information. Some examples of when nutrition information is required to credit commercial products toward the CACFP adult meal patterns are listed below. These examples are not all-inclusive.

- Crediting breakfast cereals and yogurt:** The CACFP adult meal patterns require a sugar limit for breakfast cereals and yogurt. Menu planners must review the Nutrition Facts label for these foods to determine whether the amount of sugars per serving complies with the CACFP sugar limit. For more information, refer to [“Sugar limit for yogurt”](#) and [“Sugar limit for breakfast cereals”](#) in section 3.
- Crediting deli meats and hotdogs:** Deli meats, hotdogs, and similar foods that contain binders and extenders (but are not CN labeled) require a PFS to determine crediting information. The ingredients statement indicates if a product contains added liquids, binders, and extenders. This alerts the menu planner that a PFS is required to determine the correct crediting information for the product. For more information, refer to [“Liquids, binders, and extenders”](#) in section 3.
- Crediting tempeh:** To credit as 1 ounce of the MMA component, tempeh ingredients must be limited to soybeans (or other legumes), water, tempeh culture, and for some varieties, vinegar, seasonings, and herbs. If a tempeh product contains other ingredients, CACFP adult day care centers must obtain a CN label or PFS to document crediting. Menu planners must read the ingredients statement to determine if tempeh products contain additional ingredients. For more information, refer to [“Crediting Tempeh”](#) in section 3.



- **Crediting commercial tofu products:** To credit as 1 ounce of the MMA component, commercial tofu products and tofu and other soy products must contain at least 5 grams of protein in 2.2 ounces (weight) or ¼ cup (volume). Menu planners must review the Nutrition Facts label to determine the amount of protein per serving. For more information, refer to “[Crediting Tofu and Tofu Products](#)” in section 3.
- **Crediting commercial grain products:** To credit as 1 oz eq of the grains component, a commercial grain product must meet the specific weight for the appropriate grain group in the USDA Exhibit A chart (refer to the CSDE’s resources, [Calculation Methods for Grains Ounce Equivalents in the Child and Adult Care Food Program](#) and [How to Use the Grain Ounce Equivalents Chart for the Child and Adult Care Food Program](#)). Menu planners must review the Nutrition Facts label to determine the manufacturer’s serving weight, which is required to determine the oz eq contribution of the serving. For more information, refer to “[Part C: Grain Ounce Equivalents](#)” in section 3.
- **Crediting commercial WGR grain products:** To credit as a WGR food, commercial grain products must contain a whole grain as the first ingredient or the greatest ingredient by weight. Menu planners must read the ingredients statement to determine if a whole grain is the first ingredient. For more information, refer to “[Part B: Whole Grain-rich Criteria](#)” in section 3.
- **Crediting commercial smoothies:** Commercial smoothies that contain dietary supplements (such as whey protein powder) or herbal supplements (such as ginkgo biloba, ginseng, and echinacea) do not credit in the CACFP adult meal patterns. Menu planners must read the ingredients statement to determine if commercial smoothies contain these ingredients. For more information, refer to “[Commercial smoothies](#)” in section 3.

Making meal modifications

Adult day care centers will need to review nutrition when planning meal modifications for participants with special dietary concerns such as food allergies, lactose intolerance, and celiac disease. In addition, the USDA considers providing nutrition information for foods served in CACFP meals and snacks to be part of reasonable accommodations for special diets. The adult day care center is responsible for making nutrition information for CACFP meals and snacks available to participants, guardians/caregivers, medical professionals, and appropriate staff, as needed. For information on the requirements for meal modifications, refer to the CSDE’s [Guide to Meal Modifications in CACFP Adult Day Care Centers](#), and visit the CSDE’s [Special Diets in CACFP Adult Day Care Centers](#) webpage.

Determining Food Yields and Crediting

Yield refers to the amount (weight, volume, or number of servings) of a product at the completion of the preparation process. For example, 10 pounds of raw ground beef might yield 8 pounds after cooking; 5 pounds of fresh carrots might yield 3½ pounds after peeling and trimming; a vegetable soup recipe might yield 2 gallons after cooking, and a muffin recipe might yield 24 servings after baking. Yield affects how a product or recipe credits toward the CACFP adult meal patterns.


The yield of a product or recipe depends on the type of food and the preparation process. Processed fruits and vegetables yield less than the purchased amount due to peeling and trimming. Raw meats yield less than the purchased amount because moisture and fat are lost in the cooking process. Rice and pasta yield more than the purchased (dry) amount because water is absorbed during the cooking process.

The USDA's FBG is the definitive resource for determining yields and crediting information for the Child Nutrition Programs. Adult day care centers should ensure that menu planners use this resource to plan CACFP meals and snacks.

Food Buying Guide for Child Nutrition Programs

The USDA's *Food Buying Guide for Child Nutrition Programs* (FBG) provides yield information for common types and customary sizes of milk, meat/meat alternates, vegetables, fruits, and grains, including commercially available foods and USDA Foods. The FBG helps menu planners determine:

- a food's specific contribution toward the meal pattern requirements;
- how many servings a specific quantity of food will provide;
- what quantity of raw product will provide the amount of ready-to-cook food in a recipe; and
- how much food to buy.



The FBG helps menu planners determine how recipes and purchased foods contribute to the CACFP adult meal patterns. For example, menu planners can use the FBG to determine how much raw broccoli provides 50 servings of ½ cup of cooked vegetable or how much uncooked brown rice provides 100 servings of ½ cup of cooked rice. This information is essential for documenting compliance with the CACFP adult meal patterns.

In addition to the printable version, the FBG also includes several online tools for menu planners. These include the Exhibit A Grains Tool, the FBG Interactive Web-based Tool, and the Recipe Analysis Workbook. The resources below provide guidance on using the FBG.

- Food Buying Guide for Child Nutrition Programs (USDA):
<https://www.fns.usda.gov/tn/food-buying-guide-for-child-nutrition-programs>
- Food Buying Guide for Child Nutrition Programs: Training Resources (USDA):
<https://www.fns.usda.gov/tn/food-buying-guide-training-resources>
- Exhibit A Grains Tool to the Rescue! (USDA webinar):
<https://www.fns.usda.gov/tn/exhibit-grains-tool-rescue>
- Food Buying Guide Goes Digital! (USDA webinar):
<https://www.fns.usda.gov/tn/food-buying-guide-goes-digital>
- Navigating the Food Buying Guide FBG Calculator (USDA webinar):
<https://www.fns.usda.gov/tn/navigating-food-buying-guide-fbg-calculator>

For additional resources, visit the “[Food Buying Guide for Child Nutrition Programs \(FBG\)](#)” section of the CSDE’s Crediting Foods in CACFP Adult Day Care Centers webpage.

Determining in-house product yields

The yield information provided in the FBG represents average yields based on research conducted by the USDA. Many factors affect yield, including:

- the quality and condition of the food purchased;
- storage conditions and handling;
- the equipment used in preparation;
- cooking method and time;
- the form in which the food is served, e.g., mashed, fried, or baked potatoes; and
- the serving utensils and portion control methods used.



If a food service operation consistently obtains a higher or lower yield for a product than the yield listed in the FBG, the adult day care center should conduct an in-house yield study to determine the actual number of portions of a specified size that the product provides. In-house yields are also required for products not listed in the FBG. The CSDE allows adult day care centers to use in-house that are properly documented and follow the CSDE’s yield study procedures.

Yield study procedures

Adult day care centers can use the procedures below to determine and document in-house yields for food products.

1. Select a day when the product is served on the menu. Use at least four separate samples of the product to determine yields. A “sample” is the product pack unit, such as number 10 cans or 5-pound bags. If the food service operation uses more samples, the yield data will be more accurate.
2. For the best yield estimate, at least two people should independently portion and count the samples. Each person completes half of the samples. For example, with a sample of four cans, each person works alone to measure and count the servings from two cans.
3. Select the appropriate measuring utensil for the portion size being served, such as a number 16 scoop/disher or ½-cup measuring spoon. For information on measuring utensils, refer to the ICN’s [Basics at a Glance Portion Control Poster](#) and visit the “[Weights and Measures](#)” section of the CSDE’s Crediting Foods in CACFP Adult Day Care Centers webpage.
4. Fill the measuring utensil level to the top of the measure.
5. Carefully count and document the number of portions in each sample.
6. Add the total number of servings from each of the samples.
7. Divide the total number of servings by the number of samples to get the average number of servings per sample.
8. Complete the CSDE’s [Yield Study Data Form for Child Nutrition Programs](#) and maintain on file for review by the CSDE staff during the Administrative Review of the CACFP.

For additional assistance with yield studies, contact the CSDE’s CACFP staff.

3 — Meal Components

Each food component of the USDA’s CACFP adult meal patterns has specific criteria for determining how foods credit toward reimbursable meals and snacks. All foods (commercial products, foods prepared from scratch, and foods prepared by vendors) must meet these requirements to credit as a component of reimbursable meals and snacks.

The menu planning guidance in this section assists adult day care centers with meeting the crediting requirements for the five food components of the CACFP adult meal patterns. These components include milk, meat/meat alternates, vegetables, fruits, and grains. For additional guidance on crediting foods, visit the “[Documents/Forms](#)” section of the CSDE’s [Crediting Foods in CACFP Adult Day Care Centers](#) webpage.

Creditable Foods

Creditable foods are foods and beverages that count toward the meal patterns for reimbursable meals and snacks in the USDA Child Nutrition Programs. The USDA considers the following factors when determining whether a food credits:

- nutrient content;
- function in a meal;
- regulations concerning the USDA Child Nutrition Programs (quantity requirements and definition);
- the Food and Drug Administration’s (FDA) standards of identity;
- the USDA’s standards for meat and meat products; and
- administrative policy decisions on the crediting of particular foods.



Minimum creditable amounts

Each component requires a minimum amount to credit toward the CACFP meal adult patterns. A food item must include at least the minimum creditable amount. Food items that contain less than the minimum amount do not credit

- **Milk component:** The minimum creditable amount is the full serving of fluid milk. For smoothies only, the minimum creditable amount is $\frac{1}{4}$ cup. If the amount of milk in a smoothie is less than the full 1-cup serving, the meal or snack must include the additional amount of milk required to provide the full serving.
- **MMA component:** The minimum creditable amount is $\frac{1}{4}$ ounce. At lunch and supper, the MMA component must be served in a main dish, or in a main dish and one other food item. For more information, refer to “[Main Dish Requirement for Lunch and Supper](#)” in the “Meat/Meat Alternates (MMA) Component” section.
- **Vegetables component:** The minimum creditable amount is $\frac{1}{8}$ cup. Smaller amounts of vegetables used for flavorings or garnishes do not credit. The CACFP menu may include more than one food item to meet the full serving of the vegetable component if each food item contains at least $\frac{1}{8}$ cup of vegetable.
- **Fruits component:** The minimum creditable amount is $\frac{1}{8}$ cup. Smaller amounts of fruits used for flavorings or garnishes do not credit. The CACFP menu may include more than one food item to meet the full serving of the fruits component if each food item contains at least $\frac{1}{8}$ cup of fruit.
- **Grains component:** The minimum creditable amount is $\frac{1}{4}$ oz eq. The CACFP menu may include more than one food item to meet the full serving of the grains component if each food item contains at least $\frac{1}{4}$ oz eq.

If a food item provides at least the minimum creditable amount of a component, but less than the full serving, the CACFP menu must include additional foods from that component to provide the full serving. For example, the lunch meal pattern requires $\frac{1}{2}$ cup of the vegetables component. If a food item provides $\frac{1}{4}$ cup of vegetables, the lunch menu must include another food item with $\frac{1}{4}$ cup of vegetables to provide the full vegetables component.

Requirement for visible components

The USDA requires that foods must be visible (recognizable) to credit toward the CACFP adult meal patterns. For example, , adult day care centers cannot credit peanut butter in smoothies; pureed tofu in soups; applesauce in muffins; and pureed fruits and vegetables in entrees and other foods.

The intent for this requirement is to ensure that participants can easily identify the foods in CACFP menus. The nutrition education aspect of the Child Nutrition Programs includes the goal of helping participants recognize the food groups that contribute to healthy meals and snacks.

The USDA allows some exceptions to this requirement, including yogurt blended in fruit or vegetable smoothies, pureed fruits and vegetables in smoothies, and pasta made with 100 percent vegetable flour. In addition, adult day care centers may credit foods with pureed vegetables that also that contain at least $\frac{1}{8}$ cup of visible creditable vegetables. For example, a serving of macaroni and cheese that contains $\frac{1}{8}$ cup of diced butternut squash (visible) and $\frac{1}{8}$ cup of pureed carrots (not visible) credits as $\frac{1}{4}$ cup of vegetables.

For more information, refer to “[Yogurt in smoothies](#)” and “[Crediting Legume Flour Pasta Products as Meat/Meat Alternates](#)” in the “Meat/Meat Alternates (MMA) Component” section; “[Crediting Fruit and Vegetable Smoothies](#)” and “[Crediting Pureed Fruits](#)” in the “Fruits Component” section; and “[Crediting Pureed Vegetables](#)” and “[Crediting Pasta Products Made of Vegetable Flour](#)” in the “Vegetables Component” section.

Resources for creditable foods

The websites and resources below address the requirements for crediting foods in the USDA’s CACFP adult meal patterns. For a list of resources on meeting the CACFP meal pattern and crediting requirements, refer to the CSDE’s [Resources for the Child and Adult Care Food Program Meal Patterns](#).

- Crediting Foods in CACFP Adult Day Care Centers (CSDE):
<https://portal.ct.gov/SDE/Nutrition/Crediting-Foods-in-CACFP-Adult-Day-Care-Centers>
- Crediting Handbook for the Child and Adult Care Food Program (USDA):
<https://www.fns.usda.gov/tn/crediting-handbook-child-and-adult-care-food-program>

3 | Meal Components

- Crediting Summary Charts for the Child and Adult Care Food Program Adult Meal Patterns (CSDE):
https://portal.ct.gov/-/media/SDE/Nutrition/CACFP/Crediting/Crediting_Summary_Charts_CACFP_Adults.pdf
- Crediting Updates for Child Nutrition Programs: Be in the Know! Webinar Series (USDA):
<https://www.fns.usda.gov/tn/crediting-updates-child-nutrition-programs-be-know-webinar-series>
- CSDE Operational Memos for the CACFP:
<https://portal.ct.gov/SDE/Lists/Operational-Memoranda-for-the-CACFP>
- Food Buying Guide for Child Nutrition Programs (USDA):
<https://www.fns.usda.gov/tn/food-buying-guide-for-child-nutrition-programs>
- Meal Patterns for CACFP Adult Day Care Centers (CSDE webpage):
<https://portal.ct.gov/SDE/Nutrition/Meal-Patterns-CACFP-Adult-Centers>
- Resources for the Child and Adult Care Food Program Meal Patterns (CSDE):
https://portal.ct.gov/-/media/SDE/Nutrition/CACFP/MealPattern/Resources_CACFP_Meal_Patterns.pdf
- USDA CACFP Policy Memos:
<https://www.fns.usda.gov/resources>
- USDA CACFP Regulations:
<https://www.ecfr.gov/current/title-7/subtitle-B/chapter-II/subchapter-A/part-226>
- USDA FNS Instructions for Child Nutrition Programs:
<https://portal.ct.gov/SDE/Nutrition/FNS-Instructions-for-Child-Nutrition-Programs>

For additional guidance on the USDA's requirements for the CACFP, visit the CSDE's [Laws and Regulations for Child Nutrition Programs](#) webpage.

Noncreditable Foods

Noncreditable foods are foods and beverages that do not count toward the meal patterns for the USDA Child Nutrition Programs. Noncreditable foods include foods and beverages that do not belong to the five meal pattern components. Examples include potato chips, pudding, ice cream, gelatin, cream cheese, bacon, condiments (e.g., syrup, jam, ketchup, mustard, mayonnaise, and butter), and water.

Noncreditable foods also include foods and beverages offered in amounts too small to credit (i.e., less than the minimum creditable amount), such as 1 tablespoon of applesauce or 1/8 ounce of cheese (refer to “[Minimum creditable amounts](#)” in this section).

Examples of noncreditable foods for each meal pattern component are listed in section 3. For more examples, refer to the CSDE’s resource, *[Noncreditable Foods for Adult Day Care Centers in the Child and Adult Care Food Program](#)*.

Adult day care centers may serve noncreditable foods in addition to the meal components to add variety, help improve acceptability in the meal, and satisfy appetites. Examples include maple syrup on pancakes, salad dressing on tossed greens, and condiments such as ketchup or mustard on sandwiches and other entrees.

To ensure that meals and snacks meet participants’ nutritional needs, the CSDE encourages adult day care centers to use discretion when serving noncreditable foods. Noncreditable foods typically contain few nutrients and are higher in added sugars, saturated fats, and sodium. Menu planners should read labels, be aware of the ingredients in foods, and limit the frequency and amount of less nutritious choices.

The USDA’s [CACFP best practices](#) recommend that CACFP menus avoid noncreditable foods that are sources of added sugars. Examples include sweet toppings (e.g., honey, jam, and syrup), mix-in ingredients sold with yogurt (e.g., honey, candy, and cookie pieces), and sugar-sweetened beverages (e.g., fruit drinks and sodas).

CACFP funds cannot be used to purchase noncreditable foods, except for condiments served with creditable foods, and herbs and spices used to prepare and enhance the flavor of meals. For example, CACFP funds cannot be used to purchase grain-based desserts, gelatin, pudding, or canned cream soups.



Milk Component

Milk must be pasteurized, meet all state and local requirements, and contain vitamins A and D at levels specified by the FDA.

Serving Size for Milk

The CACFP adult meal patterns require 1 cup (8 fluid ounces) of milk at breakfast and lunch. Milk is optional at supper. A 1-cup serving of milk may be offered as one of the two required snack components. Only one snack component can be a creditable beverage. Milk cannot be served when juice is the only other snack component. Meals and snacks with breakfast cereals may include fluid milk as a beverage, on cereal, or both.

Allowable Types of Milk

Allowable types of milk for the CACFP adult meal patterns include low-fat (1%) milk and fat-free milk, either unflavored or flavored. The USDA's [CACFP best practices](#) recommend serving only unflavored milk.

Adult day care centers may serve any of the following types of milk that meet the fat content restrictions:

- lactose-reduced and lactose-free milk;
- acidified milk;
- cultured milk;
- cultured buttermilk; and
- Ultra High Temperature (UHT) milk.

For additional guidance, visit the USDA's [Serving Milk in the CACFP](#) webpage.

Adult day care centers cannot serve milk that does not comply with the required fat content of the CACFP adult meal patterns, such as reduced-fat (2%) and whole milk.

If a participant has a disability that requires milk with a fat content that is different from the CACFP adult meal pattern requirements, the adult day care center must make the substitution prescribed in the medical statement signed by a recognized medical authority. For more information, refer to [Meal Modifications for Participants with Special Dietary Needs](#) in section 1.

Substituting Yogurt for Milk

Menu planners may substitute yogurt for the milk component at one meal per day. A $\frac{3}{4}$ -cup serving of yogurt (6 ounces weight) credits as 8 fluid ounces of milk. Yogurt substituted for milk must meet the sugar limit (no more than 3.83 grams of sugars per ounce). For more information, refer to “[Yogurt and soy yogurt](#)” in section 3.

Yogurt cannot credit as both the milk component and MMA component in the same meal. However, adult day care centers may serve yogurt in place of fluid milk at one meal, and as the MMA component in another meal on the same day. The yogurt restriction applies to the served meals, not what the participant selects or consumes.

Menu Documentation for Milk

CACFP menus must document the specific type of milk served to participants. For example, the menu should state:

- “unflavored low-fat milk” or “low-fat milk, unflavored” instead of “low-fat milk;” and
- “unflavored fat-free milk” or “fat-free milk, unflavored” instead of “fat-free milk.”



Milk Substitutes for Participants without Disabilities

Adult day care centers have the option to offer one or more allowable fluid milk substitutes for participants whose special dietary needs do not constitute a disability. The USDA allows two types of milk substitutes for participants without a disability. These include:

- lactose-reduced or lactose-free milk that is low fat or fat free (refer to “[Lactose-free and lactose-reduced milk](#)” in this section); and
- nondairy milk substitutes that meet the USDA’s nutrition standards for fluid milk (refer to “[USDA’s Nutrition Standards for Fluid Milk Substitutes](#)” in this section).

Nondairy milk substitutes (such as soy milk) require a written request from the participant or their guardian/caregiver that identifies the medical or other special dietary need that restricts the participant’s diet. A medical statement signed by a recognized medical authority is not required.

Lactose-free milk and lactose-reduced milk are fluid milk and credit as the milk component in the CACFP adult meal patterns; they do not require a written statement from the participant or their guardian/caregiver. Adult day care centers may offer lactose-free and lactose-reduced milk as a substitute for regular fluid milk at any meal or snack. For more information, refer to “[Lactose-reduced and lactose-free milk](#)” in this section.

If a participant’s dietary restriction is not related to a disability, adult day care centers cannot substitute any other beverages for milk, even with a medical statement signed by a recognized medical authority. Examples of beverages that cannot be substituted for milk include juice, water, soda (regular and diet), coffee, tea, nutrition supplement beverages, and milk substitutes that do not comply with the USDA’s nutrition standards for fluid milk substitutes, e.g., almond milk, rice milk, cashew milk, some brands of soy milk, and most brands of oat milk. These beverages cannot replace milk unless the participant has a medically documented disability that specifically requires this substitution.

Adult day care centers cannot offer any other beverages (including water and juice) as a choice instead of milk for reimbursable meals. These types of beverages are not allowable milk substitutes for participants without disabilities.

USDA's nutrition standards for fluid milk substitutes

Adult day care centers that choose to offer a milk substitute for participants without disabilities must use products that meet the USDA's nutrition standards for fluid milk substitutes (refer to [table 3-3](#)). Nondairy milk substitutes may be flavored but the USDA's [CACFP best practices](#) recommend serving only unflavored nondairy milk substitutes.

Menu planners cannot determine if a product meets the USDA's nutrition standards for fluid milk substitutes by reading the product's packaging. The Nutrition Facts label lists only a few of the nine nutrients required by the USDA for allowable fluid milk substitutes. To determine if a product meets the USDA's nutrition standards, SFAs must obtain documentation from the manufacturer that includes the nutrition information for the nine required nutrients. Product information might list nutrient values, % Daily Value (DV) (unrounded or rounded), or both. If any nutrient values are missing, the SFA must obtain this information from the manufacturer.

Table 3-1. USDA's nutrition standards for fluid milk substitutes

Column 1	Column 2	
Nutrients per cup (8 fluid ounces)	% DV Unrounded ¹	% DV Rounded ²
Calcium: 276 milligrams (mg)	21.23%	20%
Protein: 8 grams (g)	16%	16%
Vitamin A: 500 international units (IU) or 150 micrograms (mcg) retinol activity equivalent (RAE) ³	16.67%	20%
Vitamin D: 100 IU or 2.5 micrograms (mcg) ³	12.5%	15%
Magnesium: 24 mg	5.71%	6%
Phosphorus: 222 mg	17.76%	20%
Potassium: 349 mg	7.43%	10%
Riboflavin: 0.44 mg	33.85%	35%
Vitamin B12: 1.1 mcg	45.83%	45%

¹ The unrounded % DV is the minimum nutrients per cup (column 1) divided by the current daily value for each nutrient (refer to the FDA's [Reference Guide: Daily Values for Nutrients](#)).

² The rounded % DV is based on the FDA labeling laws and is listed on the Nutrition Facts label (refer to Appendix H of the FDA's [A Food Labeling Guide: Guidance for Industry](#)).

³ The 2016 FDA final rule, [Food Labeling: Revision of the Nutrition and Supplement Facts Labels](#), updated the Nutrition Facts label to change IUs to mcg for vitamins A and D.

For guidance on how to determine if nondairy beverages credit as milk substitutes, refer to the CSDE's [*Determining if Nondairy Beverages Meet the USDA's Nutrition Standards for Fluid Milk Substitutes in the Child and Adult Care Food Program*](#).

Lactose-free and lactose-reduced milk

Participants who cannot digest the lactose found in regular milk may be able to drink lactose-free milk (e.g., Lactaid) or lactose-reduced milk. These types of milk are regular fluid milk modified by the addition of lactase enzymes to reduce or eliminate lactose (milk sugar). Lactose-reduced milk has part of the lactose removed, while lactose-free milk has all lactose removed.

Lactose-free milk and lactose-reduced milk are fluid milk and credit the same as regular fluid milk. Adult day care centers may offer lactose-free and lactose-reduced milk as a substitute for regular fluid milk at any meal or snack.

A written request from the participant or their guardian/caregiver is not required for lactose-reduced or lactose-free milk. The CSDE encourages adult day care centers to make lactose-reduced or lactose-free milk available to participants as needed.

Crediting Milk in Smoothies

Low-fat or fat-free milk (unflavored or flavored) credits as the milk component when served in smoothies. For smoothies only, the minimum creditable amount of milk is $\frac{1}{4}$ cup. If a smoothie contains less than the full serving of milk, the CACFP menu must include the additional amount of milk to provide the full milk component.



For more information on crediting smoothies, refer to “[Crediting Fruit in Smoothies](#)” in the “Fruits Component” section, “[Crediting Vegetables in Smoothies](#)” in the “Milk Component” section, and “[Crediting yogurt in smoothies](#)” in the “Meat/Meat Alternates (MMA) Component” section.

Milk in Prepared Foods

Only fluid milk meets the USDA’s definition for milk and the FDA’s standard of identity for milk. The CACFP adult meal patterns require fluid milk as a beverage but allow yogurt to credit as the milk component at one meal per day. For more information, refer to “[Substituting yogurt for milk](#)” in this section.

Milk does not credit when cooked in cereals, puddings, cream sauces, or other foods. For example, milk does not credit when used to make quiche or macaroni and cheese. Foods made from milk (such as cheese and ice cream) cannot credit as the milk component. For information on crediting cheese and yogurt as MMA, refer to the “[Meat/Meat Alternates \(MMA\) Component](#)” section.

Keeping Milk Cold

Implementing procedures to keep milk cold is important for food safety and helps make milk more appealing to participants. Milk must be kept at 40°F or below but tastes best at 35°F. Adult day care centers should develop procedures to maintain milk at 35°F during all points of the meal service (receiving, storing, and serving). The U.S. Dairy’s [Milk Quality Checklist](#) helps evaluate current practices and implement procedures for keeping milk cold.



Noncreditable Foods in the Milk Component

Examples of foods that do not credit as the milk component include but are not limited to:

- whole milk;
- reduced fat (2%) milk;
- flavored low-fat milk;
- nondairy milk substitutes that do not meet the USDA’s nutrition standards for fluid milk substitutes, e.g., almond milk, cashew milk, rice milk, some brands of soy milk, and most brands of oat milk;
- milk that is cooked or baked in prepared foods, such as cereals, puddings, cream sauces, and macaroni and cheese;
- foods made from milk, such as cheese, yogurt, and ice cream;
- nutrition supplement beverages, such as Ensure and Boost; and
- powdered milk beverages.

For more information, refer to “[Noncreditable Foods](#)” in the beginning of section 3 and the CSDE’s resource, [Noncreditable Foods for Adult Day Care Centers in the Child and Adult Care Food Program](#).

Resources for Crediting Milk

The resources below assist menu planners with crediting the milk component in the CACFP adult meal patterns.

- Allowable Milk Substitutes for Adults without Disabilities in the Child and Adult Care Food Program (CSDE):
https://portal.ct.gov/-/media/SDE/Nutrition/CACFP/SpecDiet/Milk_Substitutes_CACFP_Adults.pdf
- Determining if Nondairy Beverages Meet the USDA’s Nutrition Standards for Fluid Milk Substitutes in the Child and Adult Care Food Program (CSDE):
https://portal.ct.gov/-/media/SDE/Nutrition/CACFP/SpecDiet/Determining_Allowable_Nondairy_Milk_Substitute_CACFP.pdf
- Food Buying Guide Section 5: Overview of Crediting Requirements for the Milk Component (USDA):
https://foodbuyingguide.fns.usda.gov/Content/TablesFBG/USDA_FBG_Section5_Milk.pdf
- Food Buying Guide Section 5: Yield Table for Milk (USDA):
https://foodbuyingguide.fns.usda.gov/files/Reports/USDA_FBG_Section5_MilkYieldTable.pdf
- Serving Milk in the CACFP – Handouts, training slides, and webinars in English and Spanish (USDA):
<https://www.fns.usda.gov/tn/serving-milk-cacfp>
- USDA Memo SP 07-2010, CACFP 04-2010, and SFSP 05-2010: Questions and Answers: Fluid Milk Substitutions:
<https://www.fns.usda.gov/qas-milk-substitution-children-medical-or-special-dietary-needs-non-disability>
- USDA Memo SP 40-2019, CACFP 17-2019, and SFSP 17-2019: Smoothies Offered in the Child Nutrition Programs:
<https://www.fns.usda.gov/cn/smoothies-offered-child-nutrition-programs>

For additional crediting resources, visit the “[Milk Component for CACFP Adult Day Care Centers](#)” section of the CSDE’s [Crediting Foods in CACFP Adult Day Care Centers](#) webpage.

Meat/Meat Alternates (MMA) Component

Meats include cooked lean meat, poultry, and fish. Meat alternates are foods that provide a similar protein content to meat, such as alternate protein products (APPs), cheese, eggs, cooked dry beans or peas (legumes), nuts and seeds and their butters, yogurt, soy yogurt, tofu, and tempeh. Legumes credit as the vegetables component or the MMA component but cannot credit as both components in the same meal.

The USDA's [CACFP best practices](#) recommend serving only lean meats, nuts, and legumes; limiting processed meats to one serving per week; and serving only low-fat or reduced-fat natural cheese.

MMA versus Protein

The CACFP adult meal patterns require a specific amount of the MMA component, not a specific amount of protein. The terms “protein” and “meat/meat alternates” are often used interchangeably, but they are not the same. “Meat/meat alternates” refers to the meal component of the USDA meal patterns for the Child Nutrition Programs. “Protein” refers to one of the key nutrients found in meats and meat alternates.

Except for commercial tofu and tofu products, protein content is **not** an indicator that a commercial product credits as the MMA component because the grams of protein listed on the product's Nutrition Facts label do not correspond to the ounces of the MMA component contained in the product. A serving of meat or meat alternate contains other components in addition to protein, such as water, fat, vitamins, and minerals. Protein is also found in varying amounts in other ingredients (such as cereals, grains, and many vegetables) that may be part of a commercial meat or meat alternate product.

Nutrition Facts	
8 servings per container	
Serving Size	1 burger (64 g)
Amount Per Serving	
Calories	130
% Daily Value*	
Total Fat 5 g	8%
Saturated Fat 0.5g	3%
Trans Fat 0g	
Cholesterol 0mg	0%
Sodium 390 mg	17%
Total Carbohydrates 8g	3%
Dietary Fiber 4g	15%
Sugars 1g	
Including <1g Added Sugars	
Protein 16 g	21%
Vitamin D 0.1 mcg	
Calcium 6 0mg	
Iron 1.1mg	
Potassium 120mg	
* The % Daily Value tells you how much a nutrient in a serving of food contributes to a daily diet. 2,000 calories a day is used for general nutrition advice.	

Menu planners cannot use the Nutrition Facts label or ingredients statement to determine the amount of the MMA component in a commercial product. The only exception is commercial tofu and tofu products, which must contain at least 5 grams of protein in a 2.2-ounce serving by weight. For more information, refer to “[Crediting Commercial Tofu and Tofu Products](#)” in this section.

To credit as the MMA component, commercial products that are processed or contain added ingredients (such as pizza, chicken nuggets, veggie burgers, and cheese ravioli) require a CN label or PFS to document the amount of the MMA component per serving. For more information, refer to “[Crediting MMA in Commercial Products](#)” in this section.

Required Daily Servings of MMA

The CACFP adult meal patterns require 2 ounces of the MMA component at lunch and supper. The MMA component is not required at breakfast but may substitute for the entire grains component up to three times per week (refer to “[MMA at Breakfast](#)” in this section). A 1-ounce serving of MMA may be offered as one of the two required snack components.

Minimum creditable amount for MMA

The minimum creditable amount for the MMA component is $\frac{1}{4}$ ounce. Meats and meat alternates offered in amounts less than $\frac{1}{4}$ ounce do not credit toward the CACFP meal patterns. For more information, refer to “[Minimum creditable amounts](#)” in the beginning of section 3.

When crediting menu items toward the MMA component, menu planners must round down to the nearest $\frac{1}{4}$ ounce. For example, a standardized recipe or commercial product that contains 0.9 ounces of cooked chicken per serving credits as 0.75 ounces of the MMA component.

Serving Size for MMA

The amounts in the MMA component refer to the edible portion of cooked lean meat, poultry, or fish, e.g., cooked lean meat without bone, breading, binders, extenders, or other ingredients. A 1-ounce serving of the MMA component equals:

- 1 ounce of lean meat, poultry, or fish;
- 3 ounces of surimi;
- 1 ounce of natural cheese, e.g., Colby, Monterey Jack, and Swiss or process cheese, e.g., American (reduced-fat or low-fat recommended for ages 2 and older);
- $\frac{1}{4}$ cup of cottage cheese (reduced-fat or low-fat recommended for ages 2 and older);
- 2 ounces of cheese food/spread or cheese substitute;
- $\frac{1}{4}$ cup of cooked beans and peas (legumes), e.g., kidney beans, chickpeas (garbanzo beans), lentils, and split peas;
- $\frac{1}{2}$ large egg;
- 2 tablespoons of nut or seed butters, e.g., peanut butter, almond butter, cashew butter and sunflower seed butter;
- 1 ounce of nuts or seeds, e.g., almonds, Brazil nuts, cashews, filberts, macadamia nuts, peanuts, pecans, pine nuts, pistachios, soy nuts, and walnuts;
- $\frac{1}{2}$ cup of yogurt or soy yogurt (unflavored or flavored) containing no more than 23 grams of sugars per 6 ounces (3.83 grams per ounce);
- 1 ounce of tempeh that contains specific ingredients (refer to “[Crediting Tempeh](#)” in this section);
- 2.2 ounces (weight) or $\frac{1}{4}$ cup (volume) of tofu and other soy products containing at least 5 grams of protein; and
- 1 ounce of APP that meets the USDA’s APP requirements (refer to “[Crediting Alternate Protein Products \(APPs\)](#)” in this section).

The serving must contain the appropriate edible portion of MMA, excluding any other ingredients. For example, to credit as $1\frac{1}{2}$ ounces of the MMA component, tuna salad must contain $1\frac{1}{2}$ ounces of tuna fish, before added ingredients such as mayonnaise, celery, and seasonings.

Menu planners should consult the USDA’s FBG to determine the crediting information for foods in the MMA component (refer to “[Food Buying Guide for Child Nutrition Programs](#)” in section 2).

Crediting Documentation for Commercial Processed Products

Adult day care centers must obtain crediting documentation for commercial products that are processed or contain added ingredients, such as pizza, chicken nuggets, and cheese ravioli. This documentation must state the amount of the MMA component per serving. For example, to credit a commercially prepared cheese pizza as 2 ounces of the MMA component, the product's CN label or PFS must indicate that the serving contains 2 ounces of cheese. For more information, refer to "[Documentation for Commercial Products](#)" in section 2 and the CSDE's resource, *Accepting Processed Product Documentation in the Child and Adult Care Food Program*.

Main Dish Requirement for Lunch and Supper

The daily MMA component at lunch or supper must be served in a main dish, or in a main dish and one other food item. The main dish is generally considered the main food item in the menu, which is complemented by the other food items. For example, a lunch or supper menu could provide the required 2 ounces of the MMA component from a sandwich containing 2 ounces of tuna, or a sandwich containing 1 ounce of tuna served with soup that contains $\frac{1}{8}$ cup of legumes ($\frac{1}{2}$ ounce of MMA). Adult day care centers cannot serve the daily MMA component for lunch or supper in more than two food items.

Requirement for recognizable main dish

Foods that are not a recognizable main dish do not credit toward the MMA component. For example, adult day care centers cannot credit peanut butter in a muffin or smoothie, pureed beans in a spice cake, or blended soft tofu in soup. The USDA's intent for this requirement is to ensure that CACFP menus offer MMA in a form that is recognizable to participants. For more information, refer to "[Requirement for visible components](#)" at the beginning of section 3.

The USDA allows two exceptions to the requirement for a recognizable main dish: yogurt blended in fruit or vegetable smoothies and pasta made with 100 percent legume flours.

- Yogurt blended in fruit or vegetable smoothies credits as the MMA component. Other MMA (such as peanut butter) served in smoothies do not credit. For more information, refer to "[Yogurt in smoothies](#)" in this section and "[Crediting Fruit and Vegetable Smoothies](#)" in the "Fruits Component" section.
- Pasta made with 100 percent legume flours may credit as the MMA component if the menu also includes an additional meat or meat alternate, such as tofu, cheese, or meat. For more information, refer to "[Crediting Legume Flour Pasta Products as MMA](#)" in this section.

MMA at Breakfast

The MMA component is not required at breakfast. The menu planner may choose to substitute the MMA component for the entire grains component up to three times per week. This provision applies regardless of the number of days in the week. For example, the menu planner could choose to substitute the MMA component for the entire grains component three times during a three-day week or three times during a five-day week.

A 1-ounce serving of the MMA component substitutes for 1 oz eq of the grains component. The CACFP adult meal pattern for breakfast requires 2 oz eq of the grains component. Examples of substitutes for the entire grains component include 4 tablespoons of peanut butter, 2 ounces of cheese, 1 large egg, or 1 cup of yogurt.

The USDA's [Serving Meat and Meat Alternates at Breakfast](#) webpage contains handouts, training slides, and webinars in English and Spanish with additional guidance on serving the MMA component in CACFP breakfast menus.



Crediting Alternate Protein Products (APPs)

APPs credit as meat alternates in the meal patterns for school nutrition programs. A 1-ounce serving of a creditable APP provides 1 ounce of the MMA component. The total MMA contribution cannot exceed the weight of product.

APPs are food ingredients that may be used alone or in combination with meat, poultry, or seafood. They are processed from soy or other vegetable protein sources and may be dehydrated granules, particles, or flakes. Some examples include soy flours, soy concentrates, soy isolates, whey protein concentrate, whey protein isolates, and casein. APPs may be used in the dry (nonhydrated), partially hydrated, or fully hydrated form.

APPs are generally used as part of a formed meat patty or in a vegetarian patty resembling a meat product. Examples of foods that might contain added APPs include beef patties, beef crumbles, pizza topping, meat loaf, meat sauce, taco filling, burritos, and tuna salad.

Criteria for APPs

APPs must meet the USDA's requirements specified in [appendix A](#) of the CACFP regulations (7 CFR 226). These regulations specify that APPs may credit for part or all the MMA requirement if they meet the three criteria below.

1. The APP must be processed so that some portion of the non-protein constituents of the food is removed. This refers to the manufacturing process for APP. APPs must be safe and suitable edible products produced from plant or animal sources.
2. The biological quality of the protein in the APP must be at least 80 percent of casein (milk protein), determined by performing a Protein Digestibility Corrected Amino Acid Score (PDCAAS). The PDCAAS is a method of evaluating protein quality.
3. The APP contains at least 18 percent protein by weight when fully hydrated or formulated. "When hydrated or formulated" refers to a dry APP and the amount of water, fat, oil, colors, flavors, or any other substances that have been added.

Menu planners cannot determine if an APP product meets these criteria by reading the product's label. The labeling laws of the USDA's Food Safety Inspection Service (FSIS) and Food and Drug Administration (FDA) require manufacturers to list product ingredients, but percentage labeling is voluntary. For example, a product may list whey protein concentrate and hydrolyzed soy protein in the ingredients but will not indicate the percentage of these protein ingredients by weight. Therefore, manufacturers must provide the appropriate crediting documentation.

Required documentation for APPs

The FBG does not contain yield information for APPs. Adult day care centers must obtain documentation from the manufacturer that the product meets the APP criteria. Without appropriate documentation, APPs cannot credit in the CACFP.

Acceptable documentation is a CN label, or a PFS from the manufacturer with supporting documentation on company letterhead that the APP ingredient meets the USDA's requirements. Sample APP documentation is on page 6 of the USDA's [Questions and Answers on Alternate Protein Products](#). For information on CN labels and PFS forms, refer to "Child Nutrition (CN)" labels and "Product formulation statements" in section 2.

The manufacturer's documentation should include information on the percent protein contained in the dry alternate protein product and in the prepared product. For an APP product mix, manufacturers should provide information on the amount by weight of dry APP in the package, hydration instructions, and instructions on how to combine the mix with meat or other meat alternates.

If the PFS for a commercial product lists APP ingredients that are being credited as the MMA component, the manufacturer must provide supporting documentation to indicate that the APP ingredients meet the USDA's APP requirements. APP ingredients without this supporting documentation cannot credit in the CACFP.

For more information on crediting APPs, refer to the CSDE's resource, [Requirements for Alternate Protein Products in the Child and Adult Care Food Program](#), and the USDA's [Questions and Answers on Alternate Protein Products](#).

Crediting Cheeses

Cheeses credit as meat alternates in the CACFP meal patterns. The USDA recommends serving low-fat or reduced-fat cheeses (for ages 2 and older) and choosing natural cheeses. Natural cheeses are produced directly from milk, such as cheddar, Colby, Monterey Jack, mozzarella, Muenster, provolone, Swiss, feta, and brie. Natural cheeses also include pasteurized blended cheeses made by blending one or more different kinds of natural cheeses.

Natural cheeses do not include pasteurized process cheeses such as American cheese, pasteurized process cheese food, pasteurized process cheese spread, and pasteurized process cheese products. Imitation cheese and cheese products do not credit as the MMA component in the CACFP adult meal patterns.

Table 3-2 shows the amount of different types of cheeses required to credit as 1 ounce of the MMA component.

Table 3-2. MMA contribution of cheeses	
Type of cheese	1 ounce of MMA =
Natural cheese, e.g., cheddar and Swiss	1 ounce
Grated cheese, e.g., Parmesan or Romano	1 ounce ($\frac{3}{8}$ cup)
Process cheese, e.g., American	1 ounce
Cottage or ricotta cheese	2 ounces ($\frac{1}{4}$ cup)
Process cheese food	2 ounces
Process cheese spread	2 ounces
Process cheese substitute, cheese food substitute, or process cheese spread substitute ¹	2 ounces
¹ Cheese substitutes include reduced fat, low fat, nonfat, and lite versions of cheese substitute, cheese food substitute, and cheese spread substitute. These foods must meet the FDA's standard of identity for substitute foods and must be labeled as "cheese substitute," "cheese food substitute," or "cheese spread substitute." The FDA's standard of identity requires that a cheese substitute is not nutritionally inferior to the standardized cheese for which it is substituting.	

Menu items that contain cheese

Adult day care centers must maintain appropriate crediting documentation for menu items that contain cheese as an ingredient, such as pizza, lasagna, or macaroni and cheese. This documentation must indicate the meal pattern contribution per serving.

Commercial products require a CN label or a PFS stating the amount of cheese per serving. Adult day care centers are responsible for checking the manufacturer's PFS for accuracy prior to including the commercial product in CACFP meals and snacks. For more information, refer to "[Documentation for Commercial Products](#)" in section 2.

Menu items made from scratch must have a recipe that documents the amount of cheese per serving. The CSDE encourages adult day care centers to develop and use standardized recipes to ensure accurate crediting information. For more information, refer to "[Standardized Recipes](#)" and "[Food Buying Guide for Child Nutrition Programs](#)" in section 2.




Crediting Deli Meats, Hot Dogs, and Sausage

Deli meats (such as turkey, chicken, ham, roast beef, salami, and bologna), hot dogs, and sausages credit as the MMA component in the CACFP meal patterns. Adult day care centers must ensure that the serving of a commercial meat product provides the required amount of the MMA component. The amount that provides 1 ounce of the MMA component depends on the product's ingredients.

- **100 percent meat:** Products that are 100 percent meat without added liquids (such as water or broth), binders, or extenders credit on an ounce-per-ounce basis (actual serving weight). For example, 1 ounce of deli meat that is 100 percent meat credits as 1 ounce of the MMA component.
- **Added liquids, binders, and extenders:** Products with added liquids, binders, and extenders credit based on the percentage of meat in the product formula. A 1-ounce serving of these products does not credit as 1 ounce of the MMA component. Crediting depends on the amount of meat per serving, excluding added ingredients. For example, one brand of deli meat might require 1.6 ounces to credit as 1 ounce of the MMA component, while another brand might require 2.3 ounces to credit as 1 ounce of the MMA component.

Adult day care centers must obtain appropriate crediting documentation for all meats with added liquids, binders, and extenders. Acceptable documentation includes a CN label or a manufacturer's PFS stating the amount of the MMA component contained in one serving of the product. Adult day care centers must obtain a PFS for all commercial processed products that are not CN labeled.



USDA's [Authorized Labels and Manufacturers](#) webpage lists approved CN-labeled products and manufacturers. For more information, refer to "Child Nutrition (CN) Labels" and "Product Formulation Statements" in section 2.

Menu planners must review product labels and ingredients to determine if commercial products contain added liquids, binders, and extenders. Products with added liquids, binders, and extenders cannot credit as the MMA component without a CN label or PFS stating the amount of the MMA component per serving.

Liquids, binders, and extenders

Table 3-3 lists examples of ingredients that are binders and extenders. The ingredients statements below show examples of turkey breast products that contain added liquid, binders, and extenders.

- Ingredients: Turkey breast, **water**, **modified cornstarch**, contains less than 2% of sodium lactate, salt, sugar, sodium phosphates, **carrageenan**, natural flavor, sodium diacetate, potassium chloride, sodium ascorbate, sodium nitrite, caramel color.
- Ingredients: Turkey breast meat, **turkey broth**, contains 2% or less salt, sugar, **carrageenan**, sodium phosphate, sodium acetate, sodium diacetate, flavoring.

Table 3-3. Examples of binders and extenders ¹

Agar-agar	Dried milk	Reduced minerals
Algin (a mixture of sodium alginate, calcium carbonate and calcium gluconate/lactic acid)	Dry or dried whey	Sodium caseinate
	Enzyme (rennet) treated	Soy flour (APP) ²
	calcium-reduced dried	Soy protein concentrate (APP) ²
	skim milk and calcium lactate	Starchy vegetable flour
Bread	Gums, vegetable	Tapioca dextrin
Calcium-reduced dried skim milk	Isolated soy protein (APP) ²	Vegetable starch
Carrageenan	Locust bean gum	Wheat gluten
Carboxymethyl cellulose (cellulose gum)	Methyl cellulose	Whey
	Modified food starch	Whey protein concentrate (APP) ²
Cereal	Reduced lactose whey	Xanthan gum

¹ Binders and extenders are defined by the USDA's regulations for the Food Safety and Inspection Service (FSIS) (9 CFR 318.7).

² Products may contain these ingredients if they meet the USDA's APP requirements. For more information, refer to "[Crediting Alternate Protein Products \(APPs\)](#)" in this section.

For more information, refer to "[Documentation for Commercial Products](#)" in section 2 and the CSDE's resources, [Crediting Deli Meats in the Child and Adult Care Food Program](#), [Crediting Commercial Meat/Meat Alternate Products in the Child and Adult Care Food Program](#), [Using Child Nutrition \(CN\) Labels in the Child and Adult Care Food Program](#), and [Using Product Formulation Statements in the Child and Adult Care Food Program](#).

Developing recipes for deli meats

Different brands and types of deli meat credit differently. To ensure proper crediting, adult day care centers should develop recipes for menu items that contain deli meats, such as sandwiches and other entrees. The CSDE encourages adult day care centers to develop and use standardized recipes to ensure accurate crediting information (refer to “[Standardized Recipes](#)” in section 2).

The adult day care center’s recipes should indicate the deli meat’s contribution to the MMA component based on a specific weight of a specific brand. For ease of portioning, round up the weight of the deli meat in the recipe to the nearest measure. For example, the recipe should list 1.2 ounces as 1.25 ounces, and 1.6 ounces as 1.75 ounces.

If an adult day care center makes the same food item using different brands of deli meats that credit differently, the recipe should include the specific weight of each brand. For example, if an adult day care center makes a turkey sandwich using either ABC brand turkey breast or XYZ brand turkey breast, the recipe should include the required weight of ABC brand and the required weight of XYZ brand. Alternatively, the adult day care center could develop a separate turkey sandwich recipe for each brand of deli meat.



Crediting Dried Meat, Poultry, and Seafood Products

Shelf-stable, dried, and semi-dried meat, poultry, and seafood (such as jerky or summer sausage) credit as the MMA component. Crediting of dried meat, poultry, and seafood products must follow the same crediting principles used for all other products made from meat, poultry, or seafood. Adult day care centers must obtain a CN label or manufacturer's PFS to document the product's meal pattern contribution. The FBG does not include crediting information for dried meat, poultry, or seafood products because industry production standards for these products vary widely.

Menu planners must evaluate the dried meat product's PFS to ensure that it complies with the USDA's crediting principles below.

1. The creditable meat ingredient listed on the product's PFS must match or have a similar description as the ingredient listed in the product's ingredients statement. The ingredients statement below shows an example.

Ingredients: **Ground beef (not more than 30% fat)**, water, salt, less than 2% brown sugar, spices, monosodium glutamate, sugar, flavorings, sodium nitrate.

Since this dried beef stick product lists "Ground beef (not more than 30% fat)" as the first ingredient, the product's PFS must also list the crediting information for "Ground beef (not more than 30% fat)."

2. The creditable meat ingredient listed on the product's PFS must have a similar description to a food item in the FBG. For the example above, "Ground beef (not more than 30% fat)" matches the description for "Beef, Ground, fresh or frozen, Market Style, no more than 30% fat (Like IMPS #136), cooked lean meat" on page 1-17 of the FBG.
3. The creditable amount cannot exceed the finished weight of the product, i.e., the cooked weight ready for serving. For example, a 1-ounce serving of beef jerky cannot credit for more than 1 ounce of the MMA component.

Ground pork and beef ingredients must include the percent fat because the fat content has a direct correlation to the cooking yield. To credit in Child Nutrition Programs, the fat content of ground beef or ground pork in dried meat products cannot exceed 30 percent. Products that do not indicate the fat percentage do not credit. The ingredients statement below shows an example.

Ingredients: **Pork**, cane sugar, garlic (garlic, citric acid, ascorbic acid), contains 2% or less of: Spanish smoked paprika (paprika, rosemary extract), sea salt, natural flavors, sherry wine vinegar, red pepper chili flakes, celery powder, in collagen casing.

This dried pork stick product does not credit as the meat/meat alternates component because the creditable ingredients (pork) does not list the fat percentage and does not match a description in the FBG.

For information on CN labels and PFS forms, refer to “[Documentation for Commercial Products](#)” in section 2. The requirements for crediting dried meat are summarized in [USDA Memo SP 21-2019](#), [CACFP 08-2019](#), and [SFSP 07-2019: Crediting Shelf-Stable, Dried and Semi-Dried Meat, Poultry, and Seafood Products in the Child Nutrition Programs](#). For additional guidance on crediting dried meat products, watch the USDA’s webinar, [Moving Forward: Update on Food Crediting in Child Nutrition Programs with Guidance for Dried Meat Products](#).

Crediting Eggs

Eggs credit as meat alternates in the CACFP adult meal patterns. Only whole eggs are creditable. Half of a large egg credits as 1 ounce of the MMA component. Liquid egg substitutes are not whole eggs and are not creditable. Egg whites do not credit if served without the yolks.

Menu items that contain eggs

Adult day care centers must maintain appropriate crediting documentation for menu items that contain eggs as an ingredient, such as quiche, scrambled eggs, frittatas, breakfast sandwiches, pre-cooked egg patties, and scrambled egg breakfast burritos. This documentation must indicate the meal pattern contribution per serving.

Commercial products require a CN label or a PFS stating the amount of eggs per serving. Adult day care centers are responsible for checking the manufacturer's PFS for accuracy prior to including the commercial product in CACFP meals and snacks. For more information, refer to "[Documentation for Commercial Products](#)" in section 2.

Menu items made from scratch must have a recipe that documents the amount of eggs per serving. The CSDE encourages adult day care centers to develop and use standardized recipes to ensure accurate crediting information. For more information, refer to "[Standardized Recipes](#)" and "[Food Buying Guide for Child Nutrition Programs](#)" in section 2.



Crediting Hummus as MMA

Hummus may credit as either the MMA component or the vegetables component, but one serving cannot credit as both components in the same meal or snack. To credit as the MMA component, the serving must contain at least ¼ ounce of MMA from the chickpeas/garbanzo beans (legumes) and tahini (sesame paste) combined.

- A ¼-cup serving of legumes credits as 1 ounce of the MMA component. The minimum creditable amount is 1 tablespoon (¼ oz eq).
- Tahini credits the same as nut/seed butters. Two tablespoons of tahini credit as 1 ounce of the MMA component. The minimum creditable amount is ½ tablespoon (¼ oz eq).

Adult day care centers must maintain crediting documentation for hummus that indicates the amount of legumes and tahini per serving. This requires a CN label or PFS for commercial products and a recipe for hummus made from scratch (refer to “[Crediting legumes in recipes as MMA](#)” in this section).

For information on crediting hummus as the vegetables component, refer to “[Crediting Legumes as Vegetables](#)” in the “Vegetables Component” section.

Crediting Legumes as MMA

Legumes include cooked dry beans and peas, such as black beans, black-eyed peas (mature, dry), edamame (soybeans), garbanzo beans (chickpeas), kidney beans, lentils, navy beans, soybeans, split peas, and white beans. Legumes may credit as either the MMA component or the vegetables component, but one serving cannot credit as both components in the same meal or snack. Menu planners must determine in advance how to credit legumes in CACFP menus.

Legumes may credit as the MMA component or the vegetables component in different meals. For example, refried beans may credit as the MMA component at one lunch and as the vegetables component at another lunch.

If a meal includes two servings of legumes, the menu planner may choose to credit one serving as the MMA component and one serving as the vegetables component. For example, a lunch or supper menu includes chili with kidney beans and a salad with garbanzo beans. The menu planner may credit the garbanzo beans as the vegetables component and the kidney beans as the MMA component.

Serving size for legumes as MMA

Legumes credit as the MMA component based on volume. A $\frac{1}{4}$ -cup serving (4 tablespoons) of legumes credits as 1 ounce of the MMA component. The minimum creditable amount of legumes is 1 tablespoon. Table 3-4 shows the MMA contribution (ounces) for different serving sizes of cooked legumes. For information on crediting legumes as vegetables, refer to “[Crediting Legumes as Vegetables](#)” in the “Vegetables Component” section.

The serving size refers to the amount of cooked legumes excluding other ingredients, such as the sauce and pork fat in baked beans. For example, to credit baked beans as 1 ounce of the MMA component, the serving must contain $\frac{1}{4}$ cup of beans, not including the sauce and pork fat.

Table 3-4. MMA contribution of cooked legumes	
Serving size	MMA contribution
1 tablespoon	$\frac{1}{4}$ ounce (minimum creditable amount)
2 tablespoons ($\frac{1}{8}$ cup)	$\frac{1}{2}$ ounce
3 tablespoons	$\frac{3}{4}$ ounce
4 tablespoons ($\frac{1}{4}$ cup)	1 ounce
5 tablespoons	$1\frac{1}{4}$ ounces
6 tablespoons ($\frac{3}{8}$ cup)	$1\frac{1}{2}$ ounces
7 tablespoons	$1\frac{3}{4}$ ounces
8 tablespoons ($\frac{1}{2}$ cup)	2 ounces

Crediting legumes in recipes as MMA

Adult day care centers must have recipes on file to document the crediting information for all legume-based foods made from scratch, such as lentil soup, bean burritos, hummus, and chili. The CSDE encourages adult day care centers to use standardized recipes to ensure accurate crediting information. For more information, refer to “[Standardized Recipes](#)” and “[Food Buying Guide for Child Nutrition Programs](#)” in section 2.

A recipe must provide at least 1 tablespoon ($\frac{1}{4}$ ounce) of legumes per serving to credit toward the MMA component. The menu planner must determine the recipe's crediting information for the MMA component by dividing the cups of legumes in one serving of the recipe by 0.25, then rounding down to the nearest $\frac{1}{4}$ ounce. For guidance on how to calculate the contribution of legumes in a recipe, refer to the CSDE's resource, *Crediting Legumes in the Child and Adult Care Food Program*.

Crediting roasted or dried legumes as MMA

Roasted or dried legumes (such as roasted soybeans or roasted chickpeas) credit as the MMA component the same as nuts and seeds, which credit based on weight (ounces). A 1-ounce serving of roasted or dried legumes provides 1 ounce of the MMA component.

At lunch and supper, roasted or dried legumes cannot credit for more than half of the MMA component; they must be combined with another meat or meat alternate to meet the full serving. For more information, refer to “[Main Dish Requirement for Lunch and Supper](#),” “[Minimum creditable amounts](#),” and “[Crediting Nuts and Seeds](#)” in this section.

For information on crediting roasted or dried legumes as the vegetables component, refer to “[Crediting Roasted or Dried Legumes as Vegetables](#)” in the “Vegetables Component” section.

Resources for legumes

The recipes and resources below assist adult day care centers with incorporating legumes into CACFP meals and snacks.

- Beans and Peas are Unique Foods (USDA):
<https://www.choosemyplate.gov/eathealthy/vegetables/vegetables-beans-and-peas>
- CACFP Recipes for Child Care Homes and Adult Day Care (USDA):
<https://www.fns.usda.gov/tn/standardized-recipes-cacfp>

For additional resources, refer to “[Resources for standardized recipes](#)” in section 2 and “Legumes (Dried Beans and Peas)” in the CSDE's *Resource List for Menu Planning and Food Production in Child Nutrition Programs*.

Crediting Legume Flour Pasta Products as MMA

Pasta products made of 100 percent legume flours (such as chickpea flour or lentil flour) credit as the MMA component. However, the legume flour pasta must be offered with an additional meat/meat alternate, such as tofu, cheese, or meat. The USDA's intent for this requirement is to ensure that CACFP menus offer MMA in a form that is recognizable to participants. For more information, refer to "[Requirement for visible components](#)" at the beginning of section 3.

Table 3-5 shows the MMA contribution (ounces) for different serving sizes of 100 percent legume pasta. A ¼-cup serving of cooked legume flour pasta credits as 1 ounce of the MMA component.

Table 3-5. MMA contribution of cooked 100 percent legume flour pasta products	
Serving size	MMA contribution
1 tablespoon	¼ ounce (minimum creditable amount)
⅛ cup	½ ounce
⅜ cup	¾ ounce
¼ cup	1 ounce
½ cup	2 ounces

Alternatively, legume flour pasta may be credited using the bean flour yield information on page C-1 of the FBG's [Appendix C](#), or with appropriate documentation on the manufacturer's PFS. For more information, refer to "[Product Formulation Statements](#)" in section 2 and the USDA's resources, *Product Formulation Statement (Product Analysis) for Meat/Meat Alternate (M/MA) Products in Child Nutrition Programs* and *Tips for Evaluating a Manufacturer's Product Formulation Statement*.

Pasta made of 100 percent legumes may also credit as the vegetables component but cannot credit as both the vegetables component and MMA component in the same meal. For more information, refer to "[100 percent vegetable flours crediting as a vegetable](#)" in the Vegetables section.

The requirements for crediting pasta products made of vegetable flours are summarized in [USDA Memo SP 26-2019](#), [CACFP 13-2019](#), and [SFSP 12-2019](#): *Crediting Pasta Products Made of Vegetable Flour in the Child Nutrition Programs*.

Crediting MMA in Combination Entrees

Combination entrees (such as tacos, lasagna, and chicken stir-fry) contain more than one food component. For example, beef lasagna contains the grains component (pasta), the MMA component (ground beef and cheese), and the vegetables component (tomato sauce). Most combination entrees cannot be separated (such as pizza or a burrito) or are not intended to be separated (such as hamburger on a bun or turkey sandwich).

For foods made from scratch, adult day care centers must have a recipe that documents the amount of meat or meat alternates per serving based on the yields listed in the FBG. The CSDE encourages adult day care centers to develop and use standardized recipes to ensure accurate crediting information. For more information, refer to “[Standardized Recipes](#)” and “[Food Buying Guide for Child Nutrition Programs](#)” in section 2.

For commercial products, adult day care centers must obtain a CN label (if available) or a PFS stating the amount of the MMA component per serving. Adult day care centers are responsible for checking the manufacturer’s PFS for accuracy prior to including the combination entree in CACFP meals and snacks. For more information, refer to “[Documentation for Commercial Products](#)” in section 2.



Crediting MMA in Commercial Products

To credit as the MMA component, commercial products that are processed or contain added ingredients (such as pizza, chicken nuggets, and cheese ravioli) require documentation stating the amount of the MMA component per serving. For example, to credit a commercial beef burrito as 2 ounces of the MMA component and two servings of the grains component, the product's CN label or PFS must state that one serving of the product contains 2 ounces of cooked meat and two servings of whole or enriched grains. Commercial products cannot credit as the MMA component without this documentation.

Adult day care centers must have a CN label or manufacturer's PFS to document the meal pattern contribution of all commercial MMA products used in CACFP menus. Commercial products without this documentation cannot credit in CACFP meals and snacks. For more information, refer to "[Documentation for Commercial Products](#)" in section 2.

The CSDE's resource, *Crediting Commercial Meat/Meat Alternate Products in the Child and Adult Care Food Program*, summarizes the requirements for crediting commercial MMA in the CACFP.



Crediting Nuts and Seeds

Nuts and seeds and their butters credit as meat alternates in the CACFP meal patterns. Creditable nuts and seeds include almonds, Brazil nuts, cashews, filberts, macadamia nuts, peanuts, pecans, walnuts, pine nuts, pistachios, and soy nuts. Roasted or dried soybeans credit the same as soy nuts, which credit as meat alternates. However, fresh soybeans (edamame) are legumes and credit as the vegetables component.

A 1-ounce serving of nuts and seeds credits as 1 ounce of the MMA component. Refer to the crediting guidance below and in the CSDE's resource, [*Crediting Nuts and Seeds in the Child and Adult Care Food Program*](#).

Acorns, chestnuts, and coconuts do not credit as the MMA component.

Limit for nuts and seeds at lunch and supper

Nuts and seeds cannot credit for more than half of the MMA component at lunch or supper. They must be combined with another meat or meat alternate to provide the full serving. This requirement does not apply to nut/seed butters.

For example, the CACFP adult meal pattern for lunch and supper requires 2 ounces of the MMA component. A lunch or supper cannot contain more than 1 ounce of nuts or seeds and must also include 1 ounce of another meat or meat alternate, such as $\frac{1}{2}$ cup of yogurt, 1 ounce of lean meat or cheese, $\frac{1}{4}$ cup of cottage cheese, or $\frac{1}{4}$ cup of cooked legumes.

Crediting nut and seed butters

Examples of creditable nut and seed butters include almond butter, cashew nut butter, peanut butter, sesame seed butter, soy nut butter, and sunflower seed butter. Reduced-fat peanut butter credits if it meets the FDA's standard of identity for peanut butter ([21 CFR 164.150](#)), which requires that products contain at least 90 percent peanuts.

Table 3-6 shows the MMA contribution for different serving sizes of nut and seed butters. The serving for nut and seed butters is based on volume (tablespoons). Two tablespoons credit as 1 ounce of the MMA component. This crediting is the same for all types of nut and seed butters, e.g., smooth, crunchy, and natural.

Table 3-6. MMA contribution of nut and seed butters

Serving size	MMA contribution
1 tablespoon	$\frac{1}{4}$ ounce (minimum creditable amount)
2 tablespoons ($\frac{1}{8}$ cup)	$\frac{3}{4}$ ounce
3 tablespoons	$\frac{1}{2}$ ounce
4 tablespoons ($\frac{1}{4}$ cup)	1 ounce
5 tablespoons	1 $\frac{1}{2}$ ounces
6 tablespoons ($\frac{3}{8}$ cup)	2 ounces

The required volume measure (tablespoons) for nut and seed butters is not the same as weight (ounces). A 1-ounce serving (weight) of a nut or seed butter does not provide 1 ounce of the MMA component. Nut and seed butters that are portioned by weight instead of volume must use the appropriate weight conversion in the USDA's FBG. The FBG indicates that 1.1 ounces of a nut or seed butter credits as 1 ounce (2 tablespoons) of the MMA component. For more information, refer to "[Volume versus weight](#)" in section 2.

Serving size considerations

Menu planners should consider the appropriateness of the required serving for each age group. It may be unreasonable to provide the full serving of a nut or seed butter in one menu item, such as a peanut butter sandwich. For example, the lunch and supper meal pattern requires 4 tablespoons of peanut butter to credit as 2 ounces of the MMA component. This is a large amount for two slices of bread.



The CSDE recommends providing a smaller portion of peanut butter and supplementing with another meat or meat alternate to provide the full serving. For example, a lunch menu could provide 2 ounces of the MMA component from a sandwich containing 2 tablespoons of peanut butter (1 ounce of meat alternate) served with 1 ounce of another meat or meat alternate, such as $\frac{1}{2}$ cup of yogurt. Another option is providing the required 4 tablespoons of peanut butter in three half-sandwiches that each contain 4 teaspoons of peanut butter.

Nuts, seeds, and nut/seed butters in commercial products

For commercial processed products (such as pre-made peanut butter and jelly sandwiches or trail mix with nuts and dried fruit), adult day care centers must obtain a CN label (if available) or a PFS stating the amount of the MMA component per serving. For example, to credit a commercial pre-made peanut butter sandwich product as 1 ounce of the MMA component, the product's CN label or PFS must state that one serving contains 2 tablespoons of peanut butter. For more information, refer to "[Documentation for Commercial Products](#)" in section 2.

Nuts, seeds, and nut/seed butters that are ingredients in commercial products must be visible and easily recognizable as meat substitutes to credit toward the CACFP meal patterns. The USDA's intent for this requirement is to ensure that adult day care centers offer foods from the MMA component in a form that is recognizable to participants. Commercial products that are not easily recognizable as meat substitutes cannot credit as the MMA component. Some examples include peanut butter blended into other foods (such as muffins or smoothies) and chopped nuts in muffins. For more information, refer to "[Requirement for visible components](#)" at the beginning of section 3.

Noncreditable nuts and seeds

Acorns, chestnuts, and coconuts do not credit as the MMA component.



Crediting Surimi Seafood

Surimi seafood is a pasteurized, ready-to-eat, restructured seafood product usually made from pollock (fish). Surimi seafood is available in many forms and shapes, including chunks, shredded, and flaked. It does not require additional preparation. Surimi seafood can be incorporated into a variety of menu items, such as seafood salads, sushi-style rolls, sandwiches, tacos, and ramen.



The amount of fish in surimi varies depending on the manufacturer and product. Surimi seafood may contain as little as one-third seafood ingredient and may include other creditable food ingredients. A 3-ounce serving of surimi credits as 1 ounce of the MMA component. Table 3-7 shows the MMA contribution for different serving sizes of surimi seafood.

Table 3-7. MMA contribution of surimi seafood ¹	
Serving size	MMA contribution
1 ounce	¼ ounce (minimum creditable amount)
2 ounces	½ ounce
3 ounces	1 ounce
4.4 ounces	1½ ounces
6 ounces	2 ounces
¹ The crediting ratio for surimi seafood differs based on portion size due to USDA rounding rules that require rounding down to the nearest 0.25 ounce.	

Adult day care centers must have a recipe that documents the amount of MMA per serving based on these yields. The CSDE encourages adult day care centers to develop and use standardized recipes to ensure accurate crediting information. For more information, refer to “[Standardized Recipes](#)” and “[Food Buying Guide for Child Nutrition Programs](#)” in section 2.

To credit surimi seafood differently from the amounts in table 3-7, adult day care centers must obtain a CN label or manufacturer’s PFS that documents how the crediting is determined. For example, a manufacturer’s PFS might document that 1 ounce of a surimi seafood product credits as ½ ounce of the MMA component. For more information, refer to “[Documentation for Commercial Products](#)” in section 2.

The requirements for crediting surimi are summarized in [USDA Memo SP 24-2019, CACFP 11-2019, and SFSP 10-2019: Crediting Surimi Seafood in the Child Nutrition Programs](#). For additional guidance on crediting surimi, watch the USDA’s webinar, [Additional Meat/Meat Alternate Options for CNPs: Crediting Tempeh and Surimi](#).

Crediting Tempeh

Tempeh is a highly nutritious fermented soybean cake traditionally made from whole soybeans. Tempeh may be used as a meat alternate in a variety of recipes, including stir-fries, sandwiches, and salads. The adult day care center’s recipe must document the amount of MMA per serving. The CSDE encourages adult day care centers to develop and use standardized recipes to ensure accurate crediting information. For more information, refer to “[Standardized Recipes](#)” and “[Food Buying Guide for Child Nutrition Programs](#)” in section 2.

A 1-ounce serving of tempeh credits as 1 ounce of the MMA component. This method of crediting applies only to tempeh products whose ingredients are limited to soybeans (or other legumes), water, tempeh culture, and for some varieties, vinegar, seasonings, and herbs. If a tempeh product contains other ingredients, adult day care centers must obtain a CN label or PFS to document crediting. For more information, refer to “[Documentation for Commercial Products](#)” in section 2.

Varieties of tempeh that include other creditable foods as ingredients (such as brown rice, sunflower seeds, sesame seeds, flax seed, and vegetables) may also credit as the MMA component, grains component, and vegetables component. To credit in the CACFP adult meal patterns, this type of tempeh product must provide the minimum creditable quantities, i.e., $\frac{1}{4}$ ounce of MMA, $\frac{1}{4}$ oz eq of grains, and $\frac{1}{4}$ cup of vegetables. Adult day care centers must obtain a CN label or manufacturer’s PFS to document how much tempeh and other creditable foods these products contain.



The requirements for crediting tempeh are summarized in [USDA Memo SP 25-2019, CACFP 12-2019, and SFSP 11-2019: Crediting Tempeh in the Child Nutrition Programs](#). For additional guidance on crediting tempeh, refer to the USDA’s webinar, [Additional Meat/Meat Alternate Options for CNPs: Crediting Tempeh and Surimi](#).

Crediting Tofu and Tofu Products

Tofu does not have a Food and Drug Administration (FDA) [standard of identity](#). To credit as a meat alternate in the CACFP meal patterns, tofu must be commercially prepared and meet the following definition in [7 CFR 226.2](#): “a soybean-derived food, made by a process in which soybeans are soaked, ground, mixed with water, heated, filtered, coagulated, and formed into cakes. Basic ingredients are whole soybeans, one or more food-grade coagulants (typically a salt or an acid), and water.”

In addition, tofu and tofu products must meet the two crediting criteria below.

1. **Must be easily recognizable:** The tofu or tofu product must be easily recognizable as a meat substitute to credit as the MMA component. The USDA’s intent for this requirement is to ensure that participants can easily recognize that recognize that the foods in CACFP meals are part of the food groups that contribute to healthy meals. Tofu is widely recognized as a meat substitute and comes in a variety of textures such as silken, soft, firm, and extra firm. Some examples of recognizable tofu and tofu products include firm or extra firm tofu in stir-fries, omelets, miso soup, and minced in lasagna as a substitute for ricotta cheese; and commercial meat substitute products like tofu burgers and tofu sausage.

Tofu products that are not easily recognizable as meat substitutes cannot credit as the MMA component. Some examples include tofu blended into other foods (like smoothies, soup, and sauces), tofu baked in desserts, and tofu that does not represent a meat substitute, such as tofu noodles. For more information, refer to “[Requirement for visible components](#)” at the beginning of section 3.

2. **Meets protein requirement:** The tofu ingredient must contain at least 5 grams of protein in a 2.2-ounce serving by weight (¼ cup volume equivalent) to credit as 1 ounce of the MMA component. Menu planners must use the Nutrition Facts panel or PFS to determine if commercial tofu meets this protein requirement. Table 3-8 shows the MMA contribution for different serving sizes of tofu and the minimum grams of protein required to credit in the CACFP adult meal patterns.

Adult day care centers must maintain documentation on file to indicate that tofu products comply with these requirements. For guidance on calculating the grams of protein per serving, refer to the CSDE’s resource, [Crediting Tofu and Tofu Products in the Child and Adult Care Food Program](#).

In addition, the adult day care center’s recipes for foods made from scratch must document the amount of MMA per serving. The CSDE encourages adult day care centers to develop and use standardized recipes to ensure accurate crediting information. For more information, refer to “[Standardized Recipes](#)” and “[Food Buying Guide for Child Nutrition Programs](#)” in section 2.

Table 3-8. MMA contribution of tofu

Serving size	MMA contribution	Minimum protein (grams) per serving
0.55 ounce (1 tablespoon)	$\frac{1}{4}$ ounce (minimum creditable amount)	1.25 grams
1.1 ounces ($\frac{1}{8}$ cup)	$\frac{1}{2}$ ounce	2.5 grams
2.2 ounces ($\frac{1}{4}$ cup)	1 ounce	5 grams
3.3 ounces ($\frac{3}{8}$ cup)	$1\frac{1}{2}$ ounces	7.5 grams
4.4 ounces ($\frac{1}{2}$ cup)	2 ounces	10 grams



Crediting Yogurt and Soy Yogurt

Commercial yogurt and soy yogurt must meet the USDA’s sugar limit to credit as a meat alternate in the CACFP adult meal patterns. Yogurt may be unflavored or flavored; sweetened or unsweetened; whole-fat, low-fat, or nonfat; and may contain added fruit, either blended or on the bottom. Yogurt must meet the Food and Drug Administration’s (FDA) standard of identity for yogurt ([21 CFR 131.200](#)).

Yogurt may be served as the milk component at one meal per day. However, yogurt cannot credit as both the milk component and the MMA component at the same meal. For more information, refer to “[Substituting yogurt for milk](#)” in the “Milk Component” section.

Serving size for yogurt

The serving size for yogurt is based on volume (cups) or weight (ounces) and is the same for all types, flavors, and fat contents. A ½-cup serving (volume) or 4 ounces (weight) credits as 1 ounce of the MMA component in the CACFP adult meal patterns. Table 3-9 shows the MMA contribution for different serving sizes of yogurt.

Table 3-9. MMA contribution of yogurt	
Serving size	MMA contribution
⅛ cup or 1 ounce	¼ ounce (minimum creditable amount)
¼ cup or 2 ounces	½ ounce
½ cup or 4 ounces	1 ounce
¾ cup or 6 ounces	1½ ounces
1 cup or 8 ounces	2 ounces

Sugar limit for yogurt

Yogurt and soy yogurt must meet the CACFP sugar limit of no more than 23 grams of total sugars per 6 ounces (no more than 3.83 grams of sugars per ounce). Yogurt and soy yogurt used as an ingredient in smoothies must also meet this requirement. Adult day care centers must maintain documentation on file to indicate that yogurt and soy yogurt served in CACFP meals and snacks comply with the sugar limit. For guidance on how to determine if a product complies with the sugar limit, refer to “[Resources for crediting yogurt](#)” in this section.

The CSDE encourages menu planners to read labels and choose products without artificial and nonnutritive sweeteners (e.g., aspartame, acesulfame potassium, sucralose, and stevia), and sugar alcohols. These products are often labeled as “light” or “lite.”

Crediting fruits in yogurt

Fruits in commercially prepared yogurt (either blended or on the bottom or top) do not credit toward the fruits component. Menu planners may credit fruits offered as a separate component, such as yogurt topped with fresh blueberries or sliced strawberries in a yogurt-fruit parfait.

Crediting yogurt in smoothies

Yogurt or soy yogurt that meets the sugar limit may credit as the MMA component when used as an ingredient in a smoothie. A ½-cup serving of yogurt credits as 1 ounce of the MMA component. Adult day care centers must document the amount of yogurt per serving with a recipe for smoothies made on site, and a PFS for commercial products.

The addition of yogurt to a smoothie is not a substitution for fluid milk. Fluid milk must be offered at breakfast and lunch to meet the milk component requirement of the CACFP adult meal patterns.

For more information on crediting smoothies, refer to “[Crediting Fruit in Smoothies](#)” in the “Fruits Component” section, “[Crediting Vegetables in Smoothies](#)” in the “Vegetables Component” section, and “[Crediting Milk in Smoothies](#)” in the “Milk Component” section.

Nutrition guidance

The CSDE encourages CACFP adult day care centers to read labels and consider fat content when purchasing yogurt for meals and snacks. The *Dietary Guidelines for Americans* recommends serving low-fat and fat-free yogurt. These types of yogurts provide the same nutrients as whole milk yogurt but contain less saturated fat and fewer calories.

The CSDE encourages adult day care centers to choose yogurts without contain nonnutritive sweeteners (such as aspartame, acesulfame potassium, sucralose, and stevia) or sugar alcohols. These products are often labeled as “light” or “lite.”

Noncreditable yogurt

Drinkable or squeezable yogurt and frozen yogurt do not credit in the CACFP adult meal patterns. The FDA’s definition and standard of identity requires that yogurt must be “coagulated,” not liquid. The FDA does not have a standard of identity for frozen yogurt.

Homemade yogurt does not credit for food safety reasons. Yogurt-flavored products (such as yogurt bars and yogurt-covered fruit or nuts) do not meet the FDA’s definition and standard of identity for yogurt, and do not credit in the CACFP adult meal patterns.

Resources for crediting yogurt

The resources below assist menu planners with crediting yogurt as the MMA component in the CACFP adult meal patterns.

- Calculating Sugar Limits for Yogurt in the CACFP (USDA handouts in English and Spanish):
<https://www.fns.usda.gov/tn/calculating-sugar-limits-yogurt-cacfp>
- Choose Yogurts that are Lower in Sugar – Handouts, training slides, and webinars in English and Spanish (USDA):
<https://www.fns.usda.gov/tn/choose-yogurts-are-lower-sugar>
- Crediting Smoothies in the Child and Adult Care Food Program (CSDE):
https://portal.ct.gov/-/media/SDE/Nutrition/CACFP/Crediting/Credit_Smoothies_CACFP.pdf
- Crediting Yogurt in the Child and Adult Care Food Program (CSDE):
https://portal.ct.gov/-/media/SDE/Nutrition/CACFP/Crediting/Credit_Yogurt_CACFP.pdf
- USDA Memo SP 02-2024, CACFP 02-2024, and SFSP 02-2024: Revised: Crediting Tofu and Soy Yogurt Products in the School Meal Programs, CACFP, and SFSP:
<https://www.fns.usda.gov/cn/crediting-tofu-and-soy-yogurt-products-school-meal-programs-and-cacfp>
- USDA Memo SP 40-2019, CACFP 17-2019, and SFSP 17-2019: Smoothies Offered in the Child Nutrition Programs:
<https://www.fns.usda.gov/cn/smoothies-offered-child-nutrition-programs>

Links to these resource are also available under “[Yogurt](#)” in the “Meat/Meat Alternates Component for CACFP Adult Day Care Centers” section of the CSDE’s Crediting Foods in CACFP Adult Day Care Centers webpage.

Noncreditable Foods in the MMA Component

Examples of foods that do not credit as the MMA component include but are not limited to:

- Bacon (pork);
- commercial canned soups, e.g., beef barley, beef noodle, turkey or chicken noodle, and turkey or chicken rice;
- cream cheese;
- drinkable yogurt;
- egg whites;
- frozen yogurt;
- imitation cheese;
- pork fat;
- products made with tofu that are not easily recognized as meat substitutes;
- scrapple;
- sour cream;
- tofu that contains less than 5 grams of protein in 2.2-ounce serving by weight; and
- yogurt or soy yogurt that contains more than 3.83 grams of sugars per ounce.

For more information, refer to “[Noncreditable foods](#)” in the beginning of section 3 and the CSDE’s resource, [Noncreditable Foods for Adult Day Care Centers in the Child and Adult Care Food Program](#).

Menu planners should use the FBG to identify foods that credit as the MMA component. For more information, refer to “[Food Buying Guide for Child Nutrition Programs](#)” in this section.



Resources for Crediting MMA

The resources below assist menu planners with crediting foods as the MMA component in the CACFP adult meal patterns.

- Accepting Processed Product Documentation in the Child and Adult Care Food Program (CSDE):
https://portal.ct.gov/-/media/SDE/Nutrition/CACFP/Crediting/Accepting_Processed_Product_Documentation_CACFP.pdf
- Crediting Commercial Meat/Meat Alternate Products in the Child and Adult Care Food Program (CSDE):
https://portal.ct.gov/-/media/SDE/Nutrition/CACFP/Crediting/Credit_Commerical_MMA_CACFP.pdf
- Crediting Deli Meats in the Child and Adult Care Food Program (CSDE):
https://portal.ct.gov/-/media/SDE/Nutrition/CACFP/Crediting/Credit_Deli_CACFP.pdf
- Crediting Legumes in the Child and Adult Care Food Program (CSDE):
https://portal.ct.gov/-/media/SDE/Nutrition/CACFP/Crediting/Credit_Legumes_CACFP.pdf
- Crediting Nuts and Seeds in the Child and Adult Care Food Program (CSDE):
https://portal.ct.gov/-/media/SDE/Nutrition/CACFP/Crediting/Credit_Nuts_Seeds_CACFP.pdf
- Crediting Tofu and Tofu Products in the Child and Adult Care Food Program (CSDE):
https://portal.ct.gov/-/media/SDE/Nutrition/CACFP/Crediting/Credit_Tofu_CACFP.pdf
- Food Buying Guide Section 1: Overview of Crediting Requirements for the Meat/Meat Alternates Component (USDA):
https://foodbuyingguide.fns.usda.gov/Content/TablesFBG/USDA_FBG_Section1_MeatsAndMeatAlternates.pdf
- Food Buying Guide Section 1: Yield Table for Meat/Meat Alternates (USDA):
https://foodbuyingguide.fns.usda.gov/files/Reports/USDA_FBG_Section1_MeatsAndMeatAlternatesYieldTable.pdf
- Questions and Answers on Alternate Protein Products (USDA):
<https://www.fns.usda.gov/questions-and-answers-alternate-protein-products-app>

- Requirements for Alternate Protein Products in the Child and Adult Care Food Program (CSDE):
https://portal.ct.gov/-/media/SDE/Nutrition/CACFP/Crediting/APP_Requirements_CACFP.pdf
- USDA Memo SP 02-2024, CACFP 02-2024, and SFSP 02-2024: Revised: Crediting Tofu and Soy Yogurt Products in the School Meal Programs, CACFP, and SFSP:
<https://www.fns.usda.gov/cn/crediting-tofu-and-soy-yogurt-products-school-meal-programs-and-cacfp>
- USDA Memo SP 21-2019, CACFP 08-2019, and SFSP 07-2019: Crediting Shelf-Stable, Dried and Semi-Dried Meat, Poultry, and Seafood Products in the Child Nutrition Programs:
<https://www.fns.usda.gov/crediting-shelf-stable-dried-and-semi-dried-meat-poultry-and-seafood-products-child-nutrition>
- USDA Memo SP 24-2019, CACFP 11-2019, and SFSP 10-2019: Crediting Surimi Seafood in the Child Nutrition Programs:
<https://www.fns.usda.gov/cn/crediting-surimi-seafood-child-nutrition-programs>
- USDA Memo SP 25-2019, CACFP 12-2019, and SFSP 11-2019: Crediting Tempeh in the Child Nutrition Programs:
<https://www.fns.usda.gov/cn/crediting-tempeh-child-nutrition-programs>
- USDA Memo SP 26-2019, CACFP 13-2019, and SFSP 12-2019: Crediting Pasta Products Made of Vegetable Flour in the Child Nutrition Programs:
<https://www.fns.usda.gov/crediting-pasta-products-made-vegetable-flour-child-nutrition-programs>
- USDA Memo SP 53-2016 and CACFP 21-2016: Crediting Tofu and Soy Yogurt Products in the School Meal Programs and the CACFP:
<https://www.fns.usda.gov/crediting-tofu-and-soy-yogurt-products-school-meal-programs-and-cacfp>
- USDA Webinar: Moving Forward: Update on Food Crediting in Child Nutrition Programs with Guidance for Dried Meat Products:
<https://www.fns.usda.gov/tn/moving-forward-update-food-crediting-dried-meat-products>

For additional crediting resources, visit the “[Meat/Meat Alternates Component for CACFP Adult Day Care Centers](#)” section of the CSDE’s [Crediting Foods in CACFP Adult Day Care Centers](#) webpage.

Vegetables Component

The vegetables component includes fresh, frozen, canned, and rehydrated dried vegetables; and pasteurized full-strength vegetable juice. The USDA's [CACFP best practices](#) recommend that CACFP menus include at least one serving per week of dark green vegetables, red and orange vegetables, beans and peas (legumes), starchy vegetables, and other vegetables. For more information, refer to the CSDE's resource, [Vegetable Subgroups in the Child and Adult Care Food Program](#).

The USDA's [CACFP best practices](#) also recommend incorporating seasonal and locally produced foods into meals. For more information, visit the USDA's [Community Food Systems](#) webpage, the CSDE's [Farm to School](#) webpage, and the University of Connecticut's [Put Local on Your Tray](#) webpage.

Serving Size for Vegetables

The CACFP adult meal patterns require a ½-cup serving of the vegetables component at lunch and supper. At breakfast, vegetables and fruits are one component. The required ½-cup serving may include vegetables, fruits, or both. A ½-cup serving of vegetables may be offered as one of the two required snack components.

The amounts for the vegetables component refer to the edible portion after any applicable preparation techniques, such as peeling, trimming, and cooking. All vegetables credit based on volume (cups) with the exceptions below.

- Raw leafy greens credit as half the volume served (refer to "[Crediting Raw Leafy Greens](#)" in this section).
- Dried or dehydrated vegetables (such as potato flakes and dried soup mix) credit based on the amount of vegetables per serving in the rehydrated volume (refer to "[Crediting Dried Vegetables](#)" in this section).

Menu planners should consult the USDA's FBG to determine the number of servings that a specific quantity of vegetables provides. For more information, refer to "[Food Buying Guide for Child Nutrition Programs](#)" in section 2.



Meeting the required vegetable servings

Adult day care centers may choose to serve a combination of several vegetables to meet the daily requirement if each serving contains at least $\frac{1}{8}$ cup of vegetables (refer to “[Minimum creditable amounts](#)” in the beginning of section 3). For example, a lunch or supper menu could meet the required $\frac{1}{2}$ -cup serving of the vegetables component with $\frac{1}{4}$ cup of broccoli and $\frac{1}{4}$ cup of carrots. Servings that contain less than $\frac{1}{8}$ cup of vegetables do not credit.

If a menu item contains less than the full serving of the vegetables component, the meal must include additional vegetables to meet the full serving. For example, the lunch and supper meal pattern requires $\frac{1}{4}$ cup of the vegetables component. If a menu item contains $\frac{1}{8}$ cup of vegetables, the menu planner must include another menu item with at least $\frac{1}{8}$ cup of vegetables to provide the full serving.

When crediting menu items toward the vegetables component, menu planners must round down to the nearest $\frac{1}{8}$ cup. For example, a standardized recipe or commercial product that contains $2\frac{1}{2}$ tablespoons of corn per serving credits as 2 tablespoons ($\frac{1}{8}$ cup) of the vegetables component.

Substituting Vegetables for Fruits at Lunch and Supper

Vegetables can replace the fruits component at any lunch. Lunches and suppers can contain one serving of the vegetables component and one serving of the fruits component, or two different servings of the vegetables component. For example, menu planners may choose to substitute vegetables for the fruits component on Monday and Friday, or every day of the week. Lunches and suppers cannot contain two servings of only the fruits component.

Crediting Canned Vegetables

Canned vegetables must be drained. A serving of canned vegetables cannot include the packing liquid, such as water or sauce. For example, to credit as $\frac{1}{2}$ cup of the vegetables component, a $\frac{1}{2}$ -cup serving of canned peas cannot include the water in which it is packed, and a $\frac{1}{2}$ -cup serving of baked beans cannot include the sauce in which it is packed. The serving must contain $\frac{1}{2}$ cup of vegetables before any added liquid.

Crediting Dried Vegetables

Dried or dehydrated vegetables (such as potato flakes and dried soup mix) credit as the vegetables component based on their rehydrated volume. Dried vegetables used for seasonings (such as dried onion and dried parsley) do not credit in the CACFP adult meal patterns.

The FBG lists yields for some dehydrated vegetables, such as pinto beans, refried beans, onions, bell peppers, potatoes, seaweed, and sweet potatoes. Dried vegetables not listed in the FBG require a PFS to determine crediting information. The PFS must provide specific documentation on the amount of vegetables per serving in the rehydrated volume. Menu planners should check the accuracy of the PFS prior to including foods with dehydrated vegetables in reimbursable meals and snacks. For more information, refer to “[Documentation for Commercial Products](#)” in section 2.

Determining rehydrated volume

The rehydration volume of dried vegetables often varies from brand to brand. Menu planners must use the procedure below to determine the hydrated volume for each brand of dehydrated product.

1. Rehydrate (add water or liquid to) a purchase unit of the dehydrated vegetable according to the manufacturer’s directions. If the container does not include directions, request rehydration directions from the manufacturer.
2. Measure the rehydrated volume.
3. Measure the number of ¼-cup servings of rehydrated product provided by one purchase unit.
4. Keep records on file as verification. Records should include information on the size of the purchase unit, the number of ¼-cup servings of rehydrated product per purchase unit, the name of the manufacturer, and the manufacturer’s directions for rehydrating the product.

For more information, refer to “[Determining in-house product yields](#)” in section 2.

Crediting Hominy as Vegetables

Hominy is a traditional food in Mexican and Native American cultures that is commonly served as a vegetable or milled grain product, e.g., hominy grits. Hominy is made from whole kernels of maize (dried field corn) that have been soaked in an alkaline solution (nixtamalized). This process removes the hull and germ, causes the corn to puff up to about double its normal size, and increases the bioavailability of certain nutrients, such as calcium and niacin.

Hominy is available dried and in a fully cooked canned form. Drained canned hominy or cooked whole hominy (from dried hominy) credits toward the vegetables component as a starchy vegetable. For example, $\frac{1}{4}$ cup of canned drained hominy credits as $\frac{1}{4}$ cup of the starchy vegetables subgroup. The CACFP meal patterns do not require vegetable subgroups. However, the USDA's [CACFP best practices](#) recommend providing at least one serving of each vegetable subgroup per week.

For information on crediting hominy as the grains component, refer to “[Crediting Hominy as Grains](#)” in the “Grains Component” section.

Crediting Legumes as Vegetables

Legumes credit as the vegetables component or the MMA component, but one serving cannot credit as both components in the same meal or snack. The menu planner must determine in advance how to credit legumes in a meal. For information on crediting legumes as the MMA component, refer to “[Crediting Legumes as MMA](#)” in the “Meat/Meat Alternates (MMA) Component” section.

Legumes credit as the vegetables component based on the volume (cups) served. For example, $\frac{1}{2}$ cup of kidney beans credits as $\frac{1}{2}$ cup of the vegetables component.

A serving of cooked legumes must contain the minimum required amount of beans, excluding other ingredients such as sauce and pork fat. For example, $\frac{1}{2}$ cup of baked beans that contains $\frac{1}{8}$ cup of sauce and pork fat credits as $\frac{3}{8}$ cup of the vegetables component. For more information, refer to “[Vegetables with Added Ingredients](#)” in this section.

A menu item must provide at least $\frac{1}{8}$ cup of legumes to credit toward part of the vegetables component. If the amount is less than the full CACFP serving, the meal or snack must include additional vegetables to meet the full serving. For more information, refer to “[Minimum](#)

[creditable amounts](#)” in the beginning of section 3 and [“Serving Size for Vegetables”](#) in this section.

Note: Peanuts are legumes that credit only as the MMA component. For more information, refer to [“Nuts and Seeds”](#) in the “Meat/Meat Alternates (MMA) Component” section.

Crediting roasted or dried legumes as vegetables

Roasted or dried legumes, such as chickpeas and soybeans, credit as the vegetables component based on the volume (cups) served. For example, $\frac{1}{4}$ cup of roasted or dried legumes credits as $\frac{1}{4}$ cup of the vegetables component. For information on crediting roasted or dried legumes as the MMA component, refer to [“Crediting Roasted or Dried Legumes as Meat/Meat Alternates”](#) in the “Meat/Meat Alternates (MMA) Component” section.

Crediting hummus as vegetables

The legumes (e.g., chickpeas/garbanzo beans) in hummus may credit as either the MMA component or the vegetables component, but one serving cannot credit as both components in the same meal or snack. Crediting as the vegetables component is based on the amount of legumes per serving. For example, hummus that contains $\frac{1}{4}$ cup of chickpeas per serving credits as $\frac{1}{4}$ cup of the vegetables component. The minimum creditable amount is $\frac{1}{8}$ cup.

To credit hummus as the vegetable component, adult day care centers must maintain crediting documentation that indicates the amount of legumes per serving. This requires a CN label or PFS for commercial products and a recipe for hummus made from scratch (refer to [“Crediting legumes in recipes as vegetables”](#) in this section).

For information on crediting hummus as the MMA component, refer to [“Crediting Legumes as MMA”](#) in the “Meat/Meat Alternates (MMA) Component” section.

Crediting legumes in recipes as vegetables

Adult day care centers must have recipes on file to document the crediting information for all legume-based foods made from scratch, such as lentil soup, bean burritos, and chili. The CSDE encourages adult day care centers to use standardized recipes to ensure accurate crediting information.

A recipe must provide at least $\frac{1}{8}$ cup of legumes per serving to credit toward the vegetables component. The menu planner must determine the recipe’s crediting information for the vegetables component by dividing the total volume (cups) of beans in the recipe by the number of servings, then rounding down to the nearest $\frac{1}{8}$ cup. For guidance on how to

calculate the contribution of legumes in a recipe, refer to the CSDE's resource, [Crediting Legumes in the Child and Adult Care Food Program](#).

Crediting documentation for commercial legume products

Commercial processed products that contain legumes (such as black bean burritos and vegetarian chili) require documentation stating the amount of the MMA component per serving (refer to “[Documentation for Commercial Products](#)” in section 2).

Crediting Mixed Vegetables at Lunch and Supper

The CACFP adult meal patterns allow vegetables to substitute for the fruits component at any lunch or supper. Vegetable mixtures (such as three-bean salad or a California mix of broccoli, cauliflower, and carrots) may credit toward both the vegetables component and the fruits component at lunch, if the mixture contains at least $\frac{1}{8}$ cup each of two different kinds of vegetables.

For example, a lunch or supper menu includes a vegetable mixture of $\frac{1}{2}$ cup of broccoli and $\frac{1}{2}$ cup of cauliflower. Since vegetables may substitute for the fruits component at lunch and supper, the menu planner may choose to credit the broccoli as the full vegetables component ($\frac{1}{2}$ cup) and use the cauliflower to replace the full fruits component ($\frac{1}{2}$ cup). The cauliflower provides the minimum $\frac{1}{2}$ -cup serving for the fruits component.

The crediting of mixed vegetables depends on whether the menu planner knows the amount of each type of vegetable in the mixture. If the menu planner does not know the quantities of the different vegetables in a mix (such as frozen mixed carrots and peas), the vegetable mixture credits as one serving of vegetables and cannot credit as the fruit component. In this case, the lunch or supper menu would require either a serving of the fruits component, or another serving of vegetables substituted for the fruits component. For more information, refer to “[Substituting Vegetables for Fruits at Lunch and Supper](#)” in this section.



Crediting Pasta Products Made of Vegetable Flour

Pasta products made of vegetable flours credit as the vegetables component if they meet the specific requirements in [USDA Memo SP 26-2019](#), [CACFP 13-2019](#), and [SFSP 12-2019](#): *Crediting Pasta Products Made of Vegetable Flour in the Child Nutrition Programs*. These requirements are summarized below.

Pasta made of 100 percent legumes may also credit as the MMA component but cannot credit as the vegetables component and the MMA component in the same meal. For more information, refer to “[Crediting Legume Flour Pasta Products as MMA](#)” in the “Meat/Meat Alternates (MMA) Component” section.

Crediting vegetable flours as vegetables

Pasta made of one or more 100 percent vegetable flours credits toward the vegetables component, even when it is not served with another recognizable vegetable. These products credit the same as vegetables, e.g., $\frac{1}{2}$ cup of pasta made of 100 percent vegetable flour credits as $\frac{1}{2}$ cup of the vegetables component. The ingredients statements below show examples of pasta products that contain 100 percent vegetable flour.

- Ingredients: Red lentil flour.
- Ingredients: Green lentils, cauliflower, parsnips.

Crediting vegetable flours from one vegetable subgroup

Pasta products made of one or more vegetable flours from one vegetable subgroup may credit toward the appropriate vegetable subgroup. For example, pasta made of 100 percent red lentil flour credits as $\frac{1}{2}$ cup of the legumes subgroup.

The CACFP adult meal patterns do not require vegetable subgroups. However, the USDA’s [CACFP best practices](#) recommend providing at least one serving of each vegetable subgroup per week.

Pasta made of 100 percent legumes may also credit as the MMA component but cannot credit as the legumes subgroup and the MMA component in the same meal. For more information, refer to “[Crediting Legume Flour Pasta Products as Meat/Meat Alternates](#)” in the “Meat/Meat Alternates (MMA) Component” section.

Crediting vegetable flours with other non-vegetable ingredients

Pasta products made of vegetable flour with other non-vegetable ingredients may credit toward the vegetables component (or in the case of 100 percent legume pasta, the MMA component) with a PFS that details the actual volume of vegetable flour per serving. This crediting does not apply to grain-based pasta products that contain small amounts of vegetable powder for color, such as spinach pasta or sun-dried tomato pasta.

The example below shows an ingredients statement for a pasta product that does not credit toward the vegetables component.

Ingredients: Semolina (wheat), durum flour (wheat), **dried spinach**, niacin, ferrous sulfate (iron), thiamin mononitrate, riboflavin, folic acid.

This product contains dried spinach in an amount that is too small to credit.

The example below shows an ingredients statement for a vegetable pasta product that might credit toward the vegetables component.

Ingredients: Semolina (wheat), durum flour (wheat), **dried carrots, dried tomato, dried spinach**, niacin, ferrous sulfate (iron), thiamin mononitrate, riboflavin, folic acid.

This product might credit toward the vegetables component depending on the amount of dried carrots, dried tomato, and dried spinach per serving. The CACFP facility must obtain a PFS from the manufacturer to determine the crediting information for this product.

Signage and staff training for vegetable flour pastas

The USDA encourages adult day care centers to provide information that helps participants understand what foods are in their meals and snacks. For example, if meal includes 100 percent chickpea pasta as the vegetables component, the menu could list chickpea pasta with a symbol showing it to be part of the vegetables component (not the grains component) of the meal.

Menu planners should also inform serving staff when meals include pasta made with vegetable flours, so they are aware of how these foods contribute to the CACFP adult meal patterns.

Crediting Pureed Vegetables

Pureed vegetables must be visible to credit in the CACFP adult meal patterns. Examples include pureed foods made from one vegetable such as tomato sauce, split pea soup, mashed potatoes, mashed sweet potatoes, and pureed butternut squash. For more information, refer to [“Requirement for visible components”](#) at the beginning of section 3.

Pureed vegetables credit based on the volume (cups) after pureeing. For example, to determine the volume of pea puree obtained from 1 cup of green peas, food service staff would puree the whole peas and measure the resulting amount of puree. Pureed vegetables typically have a smaller volume than the whole vegetable pieces. For more information, refer to [“Determining in-house product yields”](#) in section 2.



Adult day care centers must document crediting information with a standardized recipe, PFS, or CN label (available only for foods that contain the MMA component). For more information, refer to [“Standardized Recipes”](#) and [“Documentation for Commercial Products”](#) in section 2.

Unrecognizable pureed vegetables

Foods made with pureed vegetables that are not visible (such as pureed carrots in macaroni and cheese) cannot credit as the vegetables component unless they also provide at least $\frac{1}{8}$ cup of a visible creditable vegetable. For example, a serving of macaroni and cheese that contains $\frac{1}{8}$ cup of diced butternut squash (visible) and $\frac{1}{8}$ cup of pureed carrots (not visible) credits as $\frac{1}{4}$ cup of the red/orange vegetables subgroup.

Pureed vegetables do not credit when used to improve the nutrient profile of a food. For example, pureed sweet potatoes in muffins cannot credit toward the vegetables component or the MMA component. The USDA emphasizes the importance of the nutrition education aspect of the CACFP, which includes the goal of helping participants easily recognize the key food groups that contribute to a healthy meal.

Pureed vegetables in smoothies

Pureed vegetables in smoothies credit only as juice toward the vegetables component and counts toward the daily juice limit (refer to [“Juice limit”](#) in the “Fruits Component” section). Crediting is based on the volume (cups) of pureed vegetables per serving. For example, a smoothie that contains $\frac{1}{2}$ cup of pureed carrots credits as $\frac{1}{2}$ cup of vegetable juice. For additional guidance on crediting smoothies, refer to [“Crediting Smoothies”](#) in the “Fruits Component” section.

Crediting Raw Leafy Greens

Raw leafy greens credit as half the volume served. For example, $\frac{1}{2}$ cup of raw leafy greens credits as $\frac{1}{4}$ cup of the vegetables component. Examples of raw leafy greens include kale, greens (e.g., beet, collard, mustard, and turnip), spinach, arugula, and lettuce such as iceberg, romaine, Boston, Bibb, red leaf, and spring mix.

Cooked leafy greens (such as spinach and kale) and roasted or dried leafy greens (such as roasted kale) credit based on the volume served. For example, $\frac{1}{2}$ cup of cooked spinach or roasted kale credits as $\frac{1}{2}$ cup of the vegetables component.

Crediting Vegetable and Fruit Mixtures

Mixtures of vegetables and fruits may credit toward both the vegetables component and fruits component if the serving contains at least $\frac{1}{8}$ cup of visible vegetables and at least $\frac{1}{8}$ cup of visible fruits. For example, a carrot-raisin salad that contains $\frac{1}{2}$ cup of carrots and $\frac{1}{8}$ cup of raisins credits as $\frac{1}{2}$ cup of the vegetables component and $\frac{1}{4}$ cup of the fruits component. Dried fruits credit as twice the volume served. For more information, refer to “[Crediting Dried Fruits](#)” in the “Fruits Component” section.



Crediting Soups

Vegetable soups made from scratch credit based on the amount of vegetables contained in one serving. Adult day care centers must document this information with a standardized recipe based on the yields listed in the FBG. For more information, refer to “[Standardized Recipes](#)” and “[Food Buying Guide for Child Nutrition Programs](#)” in section 2.

Table 3-10 summarizes the types of commercial vegetable soups that credit in the CACFP. Creditable commercial vegetable soups include lentil, pea, and bean (legumes); minestrone; tomato; tomato with other basic components such as rice; vegetable (contains only vegetables); and vegetable with other basic components such as meat or poultry. The FBG indicates that 1 cup of a commercial legume soup credits as $\frac{1}{2}$ cup of vegetables, and 1 cup of commercial vegetable soup credits as $\frac{1}{4}$ cup of vegetables. The serving refers to the amount of cooked soup, e.g., heated canned or frozen ready-to-serve soup, reconstituted dried soup, and reconstituted condensed soup.

To credit a commercial soup that is not listed in the FBG, adult day care centers must obtain a PFS stating the specific contribution of vegetables (refer to “[Documentation for Commercial Products](#)” in section 2).

Table 3-10. Allowable commercial vegetable soups in the CACFP	
Vegetable soups 1 cup credits as $\frac{1}{4}$ cup of vegetables	Legume soups 1 cup credits as $\frac{1}{2}$ cup of vegetables
Minestrone soup Tomato soup Tomato soup with other basic components such as rice Vegetable soup (contains only vegetables) Vegetable soup with other basic components such as meat or poultry	Lentil soup Pea soup, e.g., split pea Bean soup, e.g., black bean, navy bean, and mixed bean

Considerations for serving size

Menu planners should consider the appropriateness of the serving size. The large serving of a commercial soup needed to provide the full vegetables component might be unreasonable. For example, a lunch or supper menu requires 2 cups of a commercial vegetable soup or 1 cup of a commercial legume soup to credit as $\frac{1}{2}$ cup of the vegetables component. For additional guidance, refer to the CSDE’s resource, [Crediting Soups in the Child and Adult Care Food Program](#).

Considerations for container size

The served portion of soup (commercial or made from scratch) must be sufficient to provide the amount of each component being credited toward the meal patterns. For example, adult day care centers must offer 1 cup of a commercial vegetable soup to credit as $\frac{1}{4}$ cup of the vegetables component.

Menu planners should consider the size of the container used to serve the soup. A 1-cup container (8 fluid ounces) does not provide 1 cup of soup unless it is filled to the top, which is impractical. To avoid spilling and ensure that the served portion meets the meal pattern requirements, the container should be larger than the planned serving size of soup. For example, adult day care centers could use a 10-fluid ounce bowl to hold 8 fluid ounces (1 cup) of soup and a 6-fluid ounce bowl to hold 4 fluid ounces ($\frac{1}{2}$ cup) of soup.

Noncreditable soups

Commercial beef barley soup, chicken or turkey noodle soup, chicken or turkey rice soup, and cream vegetable soups (such as cream of broccoli and cream of mushroom) do not credit in the CACFP meal patterns.

Crediting Vegetable Juice

Vegetable juice must be pasteurized 100 percent full-strength juice or a combination of vegetable and fruit juices. It can be fresh, frozen, or made from concentrate. The name of the full-strength juice on the label must include one of the following terms: “juice,” “full-strength juice,” “100 percent juice,” “reconstituted juice,” or “juice from concentrate.”

Pasteurized full-strength juice credits as the vegetables component or fruits component at only one CACFP meal or snack per day.

For more information, refer to “[Juice limit](#)” in the “Fruits Component” section and the CSDE’s resource, [Crediting Juice in the Child and Adult Care Food Program](#).

Crediting Vegetables in Smoothies

Vegetable juice and pureed vegetables in smoothies credit as juice toward the vegetables component. Crediting is based on the volume (cups) of juice and pureed vegetables per serving. For example, a smoothie that contains ½ cup of pureed carrots credits as ½ cup of vegetable juice. Vegetable juice and pureed vegetables in smoothies count with all other juices toward the juice limit. For more information, refer to “[Juice limit](#)” in the “Fruits Component” section.

Smoothies that contain any combination of pureed fruits, pureed vegetables, and 100 percent fruit and vegetable juice blends credit based on the greatest vegetable or fruit ingredient. For more information, refer to “[Mixed fruits and vegetables in smoothies](#)” in the “Fruits Component” section.

For more information on crediting smoothies, refer to “[Crediting Fruit in Smoothies](#)” in the “Fruits Component” section, “[Crediting Milk in Smoothies](#)” in the “Milk Component” section, and “[Crediting yogurt in smoothies](#)” in the “Meat/Meat Alternates (MMA) Component” section.

Crediting Vegetables in Combination Foods

Combination foods (such as pizza, lasagna, chili, vegetable egg rolls, hummus, and chicken-vegetable stir-fry) contain more than one food component. For example, cheese pizza contains the grains component (crust), the MMA component (cheese), and the vegetables component (tomato sauce).

The visible vegetable portion of a combination food credits based on the amount of vegetables per serving. For more information, refer to “[Requirement for visible components](#)” at the beginning of section 3.

For foods made from scratch, adult day care centers must have a recipe that documents the cups of vegetables per serving based on the yields listed in the FBG. For more information, refer to “[Standardized Recipes](#)” and “[Food Buying Guide for Child Nutrition Programs](#)” in section 2.

For commercial products, adult day care centers must obtain a CN label (if the vegetables are part of a main dish entree that contributes to the MMA component) or a PFS stating the specific contribution of vegetables. Adult day care centers are responsible for checking the manufacturer’s PFS for accuracy prior to including commercial products in CACFP meals and snacks. For more information, refer to “[Documentation for Commercial Products](#)” in section 2.



Crediting Vegetables with Added Ingredients

If a commercial product or CACFP recipe contains added ingredients (such as mayonnaise, yogurt, sugar, molasses, salad dressing, or breading), only the vegetable portion credits toward the CACFP meal patterns. For example, to credit coleslaw as $\frac{1}{2}$ cup of the vegetables component, the serving must contain $\frac{1}{2}$ cup of shredded cabbage and carrots, before added ingredients such as mayonnaise, sugar, and spices.

Other examples of vegetables with added ingredients include tossed salad with dressing and croutons; potato salad; sweet potato casserole with marshmallows; mashed potatoes made with butter and milk; baked beans with sauce; carrot-raisin salad; breaded vegetables; and vegetables with cheese.



Adult day care centers must document the amount of vegetables per serving with a recipe for foods made from scratch (based on the vegetable yields listed in the FBG) or a PFS for commercial products. Adult day care centers are responsible for checking the manufacturer's PFS for accuracy prior to including commercial products in CACFP meals and snacks. For more information, refer to [“Standardized Recipes,”](#) [“Food Buying Guide for Child Nutrition Programs,”](#) and [“Documentation for Commercial Products”](#) in section 2.

Recipes and PFS forms are not required for vegetables without added ingredients, such as whole or cut-up fresh vegetables, canned vegetables, and frozen vegetables.

Noncreditable Foods in the Vegetables Component

Examples of foods that do not credit as the vegetables component include but are not limited to:

- chili sauce;
- dehydrated vegetables used for seasoning;
- cream vegetable soups, e.g., cream of broccoli and cream of mushroom;
- home-canned products (for food safety reasons);
- ketchup;
- pickle relish; and
- snack-type foods made from vegetables, such as potato chips.



For more information, refer to “[Noncreditable foods](#)” in the beginning of section 3 and the CSDE’s resource, [Noncreditable Foods for Adult Day Care Centers in the Child and Adult Care Food Program](#).

Menu planners should use the FBG to identify foods that credit as the vegetables component. For more information, refer to “[Food Buying Guide for Child Nutrition Programs](#)” in this section.

Resources for Crediting Vegetables

The resources below assist menu planners with crediting foods as the vegetables component in the CACFP adult meal patterns.

- Accepting Processed Product Documentation in the Child and Adult Care Food Program (CSDE):
https://portal.ct.gov/-/media/SDE/Nutrition/CACFP/Crediting/Accepting_Processed_Product_Documentation_CACFP.pdf
- Crediting Juice in the Child and Adult Care Food Program (CSDE):
https://portal.ct.gov/-/media/SDE/Nutrition/CACFP/Crediting/Credit_Juice_CACFP.pdf
- Crediting Legumes in the Child and Adult Care Food Program (CSDE):
https://portal.ct.gov/-/media/SDE/Nutrition/CACFP/Crediting/Credit_Legumes_CACFP.pdf

- Crediting Smoothies in the Child and Adult Care Food Program (CSDE):
https://portal.ct.gov/-/media/SDE/Nutrition/CACFP/Crediting/Credit_Smoothies_CACFP.pdf
- Crediting Soups in the Child and Adult Care Food Program (CSDE):
https://portal.ct.gov/-/media/SDE/Nutrition/CACFP/Crediting/Credit_Soups_CACFP.pdf
- Crediting Vegetable Noodles and Coconut in the Child Nutrition Programs (USDA Webinar):
<https://www.fns.usda.gov/tn/crediting-vegetable-noodles-and-coconut-child-nutrition-programs>
- Food Buying Guide Section 2: Overview of Crediting Requirements for the Vegetables Component (USDA):
https://foodbuyingguide.fns.usda.gov/Content/TablesFBG/USDA_FBG_Section2_Vegetables.pdf
- Food Buying Guide Section 2: Yield Table for Vegetables (USDA):
https://foodbuyingguide.fns.usda.gov/files/Reports/USDA_FBG_Section2_VegetablesYieldTable.pdf
- Serving Vegetables in the CACFP (USDA handouts in English and Spanish):
<https://www.fns.usda.gov/tn/serving-vegetables-cacfp>
- USDA Memo CACFP 09-2017: Vegetable and Fruit Requirements in the Child and Adult Care Food Program; Questions and Answers:
<https://www.fns.usda.gov/cacfp/vegetable-and-fruit-requirements-cacfp-qas>
- USDA Memo SP 26-2019, CACFP 13-2019, and SFSP 12-2019: Crediting Pasta Products Made of Vegetable Flour in the Child Nutrition Programs:
<https://www.fns.usda.gov/crediting-pasta-products-made-vegetable-flour-child-nutrition-programs>
- USDA Memo SP 40-2019, CACFP 17-2019, and SFSP 17-2019: Smoothies Offered in the Child Nutrition Programs:
<https://www.fns.usda.gov/cn/smoothies-offered-child-nutrition-programs>
- Vegetable Subgroups in the Child and Adult Care Food Program (CSDE):
https://portal.ct.gov/-/media/SDE/Nutrition/CACFP/Crediting/Vegetable_Subgroups_CACFP.pdf

For additional crediting resources, visit the “[Vegetables Component for CACFP Adult Day Care Centers](#)” section of the CSDE’s [Crediting Foods in CACFP Adult Day Care Centers](#) webpage.

Fruits Component

The fruits component includes fresh, frozen, canned, and dried fruits; and pasteurized full-strength fruit juice. The USDA's [CACFP best practices](#) encourages adult day care centers to serve a variety of fruits and choose whole fruits (fresh, canned, dried, or frozen) more often than juice; make at least one of the two required snack components a vegetable or a fruit, and incorporate seasonal and locally produced foods into meals. For information on local foods, visit the USDA's [Community Food Systems](#) webpage and the CSDE's [Farm to School](#) webpage.

Serving Size for Fruits

The CACFP adult meal patterns a ½-cup serving of the fruits component at lunch and supper. Vegetables may substitute for the full fruits component at any lunch or supper.

At breakfast, vegetables and fruits are one component. The required ½-cup serving may include vegetables, fruits, or both.

A ½-cup serving of fruit may be offered as one of the two required snack components. Only one snack component can be a creditable beverage such as milk, juice, or a fruit smoothie. Juice cannot be served when milk is the only other snack component.

The amounts for the fruits component refer to the edible portion after any applicable preparation techniques, such as peeling, removing seeds and pits, and cooking. All fruits credit based on volume (cups) except for dried fruits, which credit as twice the volume served. For more information, refer to "[Crediting Dried Fruits](#)" in this section.

Menu planners should consult the USDA's FBG to determine the number of servings provided by a specific quantity of fruit. For more information, refer to "[Food Buying Guide for Child Nutrition Programs](#)" in section 2.

Meeting the required fruit servings

Adult day care centers may choose to serve a combination of several fruits to meet the daily requirement if each serving contains at least ⅛ cup of fruit (refer to "[Minimum creditable amounts](#)" in the beginning of section 3). For example, a lunch or supper menu could meet the required ½ -cup serving of the fruits component with ¼ cup of peaches and ¼ cup of applesauce. Servings that contain less than ⅛ cup of fruit do not credit.

If a menu item contains less than the full serving of the fruits component, the meal must include additional fruit to meet the full serving. For example, the breakfast meal pattern requires $\frac{1}{2}$ cup of the fruits component. If a menu item contains $\frac{1}{4}$ cup of fruit, the menu planner must include another menu item with at least $\frac{1}{4}$ cup of fruit to provide the full serving.

When crediting menu items toward the fruits component, menu planners must round down to the nearest $\frac{1}{8}$ cup. For example, a standardized recipe or commercial product that contains $2\frac{1}{2}$ tablespoons of strawberries per serving credits as 2 tablespoons ($\frac{1}{8}$ cup) of the fruits component.

Crediting Canned Fruits

The CACFP adult meal patterns allow canned fruit in juice, water, or syrup. Canned fruits in heavy syrup have a higher added sugar content than other types of canned fruits. The USDA recommends choosing fruits canned in juice, water, or light syrup.

A serving of canned fruit may include the 100 percent juice in which the fruit is packed but cannot include water or syrup. For example, $\frac{1}{2}$ cup of canned peaches in juice credits as $\frac{1}{2}$ cup of the fruits component. However, $\frac{1}{2}$ cup of canned peaches in syrup does not credit as $\frac{1}{2}$ cup of the fruits component. The menu planner can credit only the amount of peaches without the syrup.

The juice from canned fruit counts toward the juice limit if the menu planner credits the juice toward the fruits component (refer to “[Juice limit](#)” in this section). For example, if canned pears in juice credit as the fruits component at lunch, juice cannot credit as the fruits component or the vegetables component at any other CACFP meal or snack that same day.

Juice from canned fruit does not count toward the juice limit if the juice is planned as an extra noncreditable food. For example, the juice from canned fruit does not count toward the juice limit if food service personnel portion $\frac{1}{2}$ cup of canned fruit in a $5\frac{1}{2}$ -ounce container, and then add the juice after measuring the full $\frac{1}{2}$ -cup serving of fruit.



Crediting Coconut

Fresh and frozen coconut credit as the fruits component based on the volume served. For example, $\frac{1}{8}$ cup of fresh or frozen coconut credits as $\frac{1}{8}$ cup of the fruits component. Dried coconut credits the same as other dried fruits (twice the volume served). For example, $\frac{1}{8}$ cup of dried coconut credits as $\frac{1}{4}$ cup of the fruits component. For more information, refer to “[Crediting Dried Fruits](#)” in this section.

Coconut is high in calories and saturated fat and should be limited in CACFP menus. Coconut flour, coconut oil, and coconut milk do not credit.

Juices labeled as 100 percent juice, including coconut water, credit toward the fruits component based on the volume served. Menu planners must count coconut water with all other juices toward the juice limit. For more information, refer to “[Coconut water](#)” and “[Juice limit](#)” in this section.

The requirements for crediting coconut are summarized in [USDA Memo SP 34-2019, CACFP 15-2019, and SFSP 15-2019: *Crediting Coconut, Hominy, Corn Masa, and Masa Harina in the Child Nutrition Programs*](#):

Crediting Dried Fruits

Dried fruits (such as raisins, apricots, dried cherries, dried cranberries, dried blueberries, mixed dried fruit, and dried coconut) credits as twice the volume served. For example, $\frac{1}{4}$ cup of raisins credits as $\frac{1}{2}$ cup of the fruits component.

This crediting requirement does not apply to dried fruits in amounts less than $\frac{1}{8}$ cup (the minimum creditable amount). For example, $\frac{1}{16}$ cup (1 tablespoon) of raisins does not credit as $\frac{1}{8}$ cup fruit.

Manufacturers sometimes process dried fruits with added sugar to keep the fruit pieces separated. The CSDE encourages menu planners to read labels and choose dried fruit without added sweeteners, including sugars and nonnutritive sweeteners, e.g., aspartame, acesulfame potassium, sucralose, and stevia.

Crediting Fresh Fruits

The crediting contribution of one piece of fresh fruit (whole or cut up) varies depending on the type and size, and ranges from $\frac{1}{4}$ cup to $1\frac{1}{4}$ cups. For example, the FBG indicates that:

- one 60-count plum, one 88-count peach, and one clementine each credit as $\frac{3}{8}$ cup of fruit;
- one 100-120-count banana, one 150-count pear, one 80-count peach, one 138-count orange, and one 45-count plum each credit as $\frac{1}{2}$ cup of fruit;
- one 113-count and 125-count orange each credit as $\frac{5}{8}$ cup of fruit;
- one size 56-64 nectarine, one size 56 peach, and one 120-count pear each credit as $\frac{3}{4}$ cup of fruit; and
- one 125-138-count apple credits as 1 cup of fruit.

Menu planners must ensure that an individual piece of fresh fruit (whole or cut-up) provides the correct serving for each meal and snack. If the amount is less than the full serving of the fruits component, the meal or snack must include additional fruit to meet the full serving. The examples below illustrate this requirement.

- The breakfast meal pattern for adults requires $\frac{1}{2}$ cup of fruits, vegetables, or both. One 120-count tangerine credits as $\frac{3}{8}$ cup of fruit, which does not provide the full serving. To credit as the full component, the breakfast menu must include an additional $\frac{1}{8}$ cup of fruits or vegetables.
- The snack meal pattern for adults requires $\frac{1}{2}$ cup of fruits, vegetables, or both. One kiwi credits as $\frac{1}{4}$ cup of fruit, which does not provide the full serving. To credit as the full fruits component, the snack menu must include an additional $\frac{1}{4}$ cup of the fruits component.

Table 3-11 lists the FBG's meal pattern contribution of some fresh fruits, and the additional amount needed to provide a $\frac{1}{2}$ -cup serving.



Table 3-11. Meal pattern contribution of fresh fruits

Fruit (one piece, whole or cut up) ¹	Meal pattern contribution from FBG	Additional amount needed for ½ cup ^{1,2}
Apple, 125-138 count	1 cup	0
Apricot, medium (1⅜-inch diameter)	¼ cup	¼ cup
Banana, 150 count (7 to 7 ⅞ inch)	½ cup	0
Banana, 100-120 count, regular	½ cup	0
Clementine, whole, peeled	⅜ cup	⅛ cup
Grapefruit, 27-32 count, large	1 cup	0
Kiwi, 33-39 count	¼ cup	¼ cup
Nectarine, size 88-96 (2¼-inch diameter)	½ cup	0
Nectarine, size 56-64 (2¾-inch diameter)	¾ cup	0
Orange, Arizona or California, 113 count	⅝ cup	0
Orange, Florida or Texas, 125 count	⅝ cup	0
Orange, Arizona or California, 138 count	½ cup	0
Peach, size 88 and 84 (2⅛-inch diameter)	⅜ cup	⅛ cup
Peach, size 64 and 60 (2½-inch diameter)	⅔ cup	0
Peach, size 80	½ cup	0
Peach, size 56	¾ cup	0
Peach, size 56	¾ cup	0
Pear, 150 count	½ cup	0
Pear, 120 count	¾ cup	0
Pear, D’Anjou, Bosc, or Bartlett, 100 count	1¼ cups	0
Plum, purple, red, or black, size 45 and 50 (2-inch diameter)	½ cup	0

Table 3-11. Meal pattern contribution of fresh fruits, *continued*

Fruit (one piece, whole or cut up) ¹	Meal pattern contribution from FBG	Additional amount needed for ½ cup ^{1, 2}
Plum, purple, red, or black, 2½-inch diameter	⅝ cup	0
Plum, Japanese or hybrid, size 60 and 65	⅜ cup	⅛ cup
Tangerine, 120 count	⅜ cup	⅛ cup

¹ The serving size for the fruits component is ½ cup for all meals and snacks.

² At lunch, supper, and snack, the additional amount can be from the same fruit or a different fruit. At breakfast, the additional amount can be from the same fruit, a different fruit, or a vegetable.

Crediting Frozen Fruits

Frozen fruits credit based on the volume served. For some frozen fruits (such as frozen sliced strawberries and frozen apricots), the serving includes the thawed liquid. For other frozen fruits (such as frozen berry blends, frozen sweet cherries, and frozen mangoes), the serving is for the thawed, drained fruit. Check the FBG for the specific serving and crediting requirements for different types of frozen fruits. The USDA recommends limiting frozen fruits with added sugars.

Crediting Fruits in Commercial Products

Commercial products that contain at least ⅛ cup of one or more visible fruits (such as mixed berries in a yogurt-fruit parfait) credit based on the amount (cups) of fruit per serving. For more information, refer to “[Requirement for visible components](#)” in the beginning of section 3 and “[Documentation for Commercial Products](#)” in section 2.

To credit in the CACFP adult meal patterns, commercial products must have a CN label or PFS that documents the amount of fruits per serving. Adult day care centers are responsible for checking the PFS for accuracy prior to including commercial products in CACFP meals and snacks. For more information, refer to “[Requirement for visible components](#)” in the beginning of section 3 and “[Documentation for Commercial Products](#)” in section 2.

Crediting Fruits in Grain-Based Desserts

The visible fruit portion of grain-based desserts (such as fruit crisp, fruit pies, and fruit turnovers) credits based on the amount of fruit in the serving, excluding the grain portion (such as crisp topping and piecrust). For example, a fruit turnover that contains $\frac{1}{2}$ cup of apples credits as $\frac{1}{2}$ cup of the fruits component. For more information, refer to “[Requirement for visible components](#)” at the beginning of section 3.

The grain portion of grain-based desserts (such as piecrust and cobbler or crisp topping) does not credit as the grains component in the CACFP adult meal patterns (refer to “[Grain-based desserts](#)” in the “Grains Component” section). The large amount of a grain-based dessert needed to provide the required serving of fruit might be unreasonable.

For foods made from scratch, adult day care centers must have a recipe that documents the cups of fruit per serving based on the yields listed in the FBG. Commercial products, require a manufacturer’s PFS stating the amount of fruits per serving. Adult day care centers are responsible for checking the manufacturer’s PFS for accuracy prior to including commercial products in CACFP meals and snacks. For more information, refer to “[Standardized Recipes](#),” “[Food Buying Guide for Child Nutrition Programs](#),” and “[Documentation for Commercial Products](#)” in section 2.

The USDA recommends limiting sweetened fruit to help reduce participants’ consumption of added sugars.

Crediting Fruits in Yogurt

Fruits in commercially prepared yogurt (either blended or on the bottom or top) do not credit toward the fruits component. Menu planners may credit fruits offered as a separate component, such as yogurt topped with fresh blueberries or sliced strawberries in a yogurt-fruit parfait.



Crediting Fruits with Added Ingredients

If a commercial product or CACFP recipe contains added ingredients (such as yogurt, mayonnaise, sugar, butter, sauce, or toppings), only the fruit portion credits toward the CACFP adult meal patterns. For example, to credit Waldorf salad as $\frac{1}{2}$ cup of the fruits component, the serving must contain $\frac{1}{2}$ cup of fruit (e.g., diced apples, grapes, and raisins), before added ingredients such as mayonnaise, sugar, and spices. Other examples of fruits with added ingredients include yogurt-fruit parfaits, carrot-raisin salad, cottage cheese mixed with crushed pineapple, and baked apples.

Adult day care centers must document the amount of fruits per serving with a recipe for foods made from scratch (based on the yields listed in the FBG) or a PFS for commercial products. Adult day care centers are responsible for checking the manufacturer's PFS for accuracy prior to including commercial products in CACFP meals and snacks. For more information, refer to ["Standardized Recipes,"](#) ["Food Buying Guide for Child Nutrition Programs,"](#) and ["Documentation for Commercial Products"](#) in section 2.

Crediting Fruit Juice

Juice must be pasteurized 100 percent full-strength juice or a combination of fruit and vegetable juices. The name of the full-strength juice on the label must include one of the following terms: "juice," "full-strength juice," "100 percent juice," "reconstituted juice," or "juice from concentrate." The statements "natural" and "organic" do not indicate that a juice is full strength.

Juice may be fresh, frozen, or made from concentrate; and may be served liquid or frozen, e.g., full-strength frozen juice pops. For more information, refer to the CSDE's resources, [Crediting Juice in the Child and Adult Care Food Program](#) and [Crediting Smoothies in the Child and Adult Care Food Program](#).

The USDA recommends serving whole fruits (fresh, frozen, canned, and dried) more often than juice. Juice does not provide the same nutritional benefits as whole fruits and vegetables.

Juice concentrates

Juice concentrates credit only when reconstituted with water to 100 percent full-strength juice and served in the form of juice. Foods made with juice concentrate, such as gelatin or sherbet, do not credit as juice because they are no longer in the form of juice.

Juice made from concentrate is reconstituted with a volume of water that is several times the amount of the juice concentrate. A typical reconstitution ratio might be three parts water to one part concentrate, but this ratio may vary for different juice products.

Commercial juice products made from concentrate will list “water” as the first ingredient, followed by the type of juice concentrate, for example, “water, orange juice concentrate” and “filtered water, grape juice concentrate.” Juice made from concentrate that is labeled “100 percent juice” credits when the adult day care center follows the manufacturer’s specific instructions for reconstituting.

Juice blends

Juice blends must be a combination of full-strength (100 percent) fruit juices, full-strength vegetable juices, or full-strength fruit and vegetable juices. Fruit and vegetable juice blends credit based on the first juice ingredient. If the first juice ingredient is fruit juice, the product credits toward the fruits component. If the first juice ingredient is vegetable juice, the product credits toward the vegetables component. The ingredients statement below shows an example of a vegetable and fruit juice blend.

Ingredients: **Reconstituted vegetable juice blend (water and concentrated juices of sweet potatoes, purple carrots, carrots)**, reconstituted fruit juices (water and concentrated juices of apples, white grapes, cranberries, blackberries), contains less than 2% of: natural flavoring, citric acid, lemon juice.

This product credits as the vegetables component because the first ingredient is a reconstituted vegetable juice blend.

Frozen juice products

Frozen 100 percent fruit juice products (such as full-strength frozen juice pops) credit based on the fluid volume prior to freezing. Adult day care centers must request a PFS from the manufacturer to document this information (refer to “[Product Formulation Statements](#)” in section 2). Frozen fruit juice must meet the same requirements as juice and counts toward the juice limit (refer to “[Juice limit](#)” in this section).

Apple cider

Apple cider must be pasteurized 100 percent full-strength juice to credit toward the fruits component. Pasteurized juice has been heat-treated to kill harmful bacteria. Menu planners must check labels, as some brands of apple cider are not pasteurized. Adult day care centers

cannot serve apple cider or any other type of juice that is not pasteurized. Apple cider counts toward the juice limit (refer to “[Juice limit](#)” in this section).

Coconut water

Fruit juices labeled as 100 percent juice, including coconut water, credit toward the fruits component based on the volume served. Coconut water must meet the same requirements as juice and counts toward the juice limit (refer to “[Juice limit](#)” in this section).

Juice ingredients

All pasteurized 100 percent juices meet the USDA’s requirements for the fruits component, but their ingredients may vary among manufacturers. The FDA’s labeling regulations allow 100 percent juice with added ingredients to be labeled “100% juice.” Therefore, some 100 percent juices contain added ingredients such as artificial flavors, artificial colors (e.g., red 40, blue 1, yellow 5 and 6, and titanium dioxide), preservatives (e.g., sodium benzoate and potassium sorbate), flavor enhancers (e.g., ethyl maltol), and emulsifiers or thickeners (e.g., glycerol esters of wood rosin and xanthan gum). The CSDE encourages menu planners to read product ingredients statements and choose 100 percent juice without these added ingredients.

Juice limit

Pasteurized full-strength juice credits as the vegetables component or fruits component at only one CACFP meal or snack per day. The daily juice limit includes all sources of 100 percent juice, such as fruit and vegetable juice; frozen pops made from 100 percent juice; pureed fruits and vegetables in smoothies; and juice from canned fruit in 100 percent juice.

Drained canned fruit and canned fruit in light syrup or water do not count toward the juice limit. For more information, refer to “[Crediting Canned Fruits](#)” in this section.

If a CACFP meal or snack includes any type of juice as the fruits component or vegetables component, juice cannot credit as the fruits component or vegetables component at any other meal or snack that day.

The examples below show how the juice limit applies.

- The lunch and supper meal pattern requires a serving of the fruits component and a serving of the vegetables component. Lunch or supper menus cannot offer a smoothie and juice as the only two servings of fruits and vegetables because both credit as juice. For example, the lunch menu cannot offer a strawberry smoothie as the fruits component and tomato juice as the vegetables component. At least one of the required servings of the vegetables component or fruits component must be a whole fruit or vegetable (i.e., fresh, frozen, canned, or dried).
- If the breakfast menu includes juice as the fruits component, juice cannot credit as either the vegetables component or fruits component at lunch, supper, or snack that same day.
- If the lunch menu includes canned fruit in juice as the fruits component, juice cannot credit as the fruits component or vegetables component at breakfast, supper, or snack that same day.
- If the snack menu includes a smoothie made with pureed peaches as the fruits component, juice cannot credit as the fruits component or vegetables component at breakfast, lunch, or supper that same day. Pureed fruits and vegetables in smoothies credit only as juice in the CACFP adult meal patterns. For more information, refer to “[Crediting Smoothies](#)” in this section.

Offering juice as an extra menu item

Menu planners may choose to offer juice as an extra menu item that does not credit toward the CACFP adult meal patterns. However, the USDA encourages adult day care centers to limit juice in CACFP menus to ensure that meals and snacks meet participants’ nutrition needs. The USDA’s [CACFP best practices](#) recommend serving a variety of fruits and choosing whole fruits (fresh, canned, dried, or frozen) more often than juice.



Crediting Pureed Fruits

Pureed fruits in foods must be visible (recognizable) to credit in the CACFP adult meal patterns. Pureed foods made from one fruit (such as applesauce) are visible creditable fruits.

Foods made with pureed fruits cannot credit as the fruits component unless they also provide an adequate amount of a visible creditable fruit. For example, a fruit sauce on pancakes must contain at least $\frac{1}{8}$ cup of visible fruit to credit as the fruits component.

Pureed fruits credit based on the volume (cups) after pureeing. Crediting information must be documented with a standardized recipe or PFS. For more information, refer to “[Standardized Recipes](#)” and “[Documentation for Commercial Products](#)” in section 2.

Unrecognizable pureed fruits

Foods made with pureed fruits cannot credit as the fruits component unless they also provide at least $\frac{1}{8}$ cup of a visible creditable fruit. Some examples include pureed prunes in brownies, applesauce in muffins, and pureed bananas in banana bread.

The USDA emphasizes the importance of the nutrition education aspect of the Child Nutrition Programs, which includes the goal of helping participants easily recognize the key food groups that contribute to a healthy meal. For more information, refer to “[Requirement for visible components](#)” at the beginning of section 3.



Crediting Fruits in Smoothies

Fruit juice and pureed fruits in commercial smoothies and smoothie recipes credit as juice toward the fruits component. Crediting is based on the volume (cups) of juice and pureed fruits per serving. For example, a smoothie that contains $\frac{1}{2}$ cup of pureed strawberries credits as $\frac{1}{2}$ cup of fruit juice.

Juice limit for smoothies

Juice and pureed fruits in smoothies count with all other juices toward the juice limit. Juice credits as either the fruits component or the vegetables component at only one CACFP meal or snack per day. For example, if the menu planner credits pureed fruit in a smoothie as the fruits component at breakfast, juice cannot credit as the fruits component or the vegetables component at lunch, supper, or snack that same day.



In addition, lunch and supper cannot a smoothie and juice as the only servings of the fruits component and vegetables component. For example, the lunch menu cannot offer a strawberry smoothie as the fruits component and vegetable juice as the vegetables component because both credit as juice. For more information, refer to “[Juice limit](#)” in this section and the CSDE’s resources, *Crediting Juice in the Child and Adult Care Food Program* and *Crediting Smoothies in the Child and Adult Care Food Program*.

Crediting fruits in commercial smoothies

Commercial smoothies made with pureed fruits credit based on the volume of fruits after pureeing and before freezing. The minimum creditable amount is $\frac{1}{8}$ cup.

Concentrated fruit puree and concentrated juice are added sugars. They do not credit in smoothies unless they are reconstituted to full-strength fruit puree or full-strength juice.

The product label must include a statement regarding the “percent juice content,” which is required by the FDA for beverages made with fruit/vegetable juice or puree. For example, an 8-fluid ounce smoothie made from fruit puree labeled with “contains 50% juice” credits as 4 fluid ounces ($\frac{1}{2}$ cup) of juice. SFAs may need to obtain a PFS from the manufacturer to document the amount of pureed fruit in the product.

Mixed fruits and vegetables in smoothies

Smoothies that contain any combination of pureed fruits, pureed vegetables, and 100 percent fruit and vegetable juice blends credit based on the greatest fruit or vegetable ingredient. Commercial smoothies credit as the fruits component if the first juice ingredient is fruit juice or fruit puree. They credit as the vegetables component if the first juice ingredient is vegetable juice or vegetable puree. For information on crediting smoothies as the vegetables component, refer to [“Crediting Vegetables in Smoothies”](#) in the “Vegetables Component” section.

Smoothies made from scratch credit as the fruits component if fruit juice or fruit puree is the greatest juice ingredient in the standardized recipe. They credit as the vegetables component if vegetable juice or vegetable puree is the greatest juice ingredient in the standardized recipe.

Crediting other components in smoothies

Other creditable ingredients in smoothies include vegetable juice, pureed vegetables, milk, and yogurt. For guidance on crediting vegetables in smoothies, refer to [“Crediting Vegetables in Smoothies”](#) in the “Milk Component” section. For guidance on crediting milk in smoothies, refer to [“Crediting Milk in Smoothies”](#) in the “Milk Component” section. For guidance on crediting yogurt in smoothies, refer to [“Crediting yogurt in smoothies”](#) in the “Meat/Meat Alternates (MMA) Component” section.

Required documentation for smoothies

Adult day care centers must have documentation on file that indicates the quantity of all creditable ingredients per serving, such as pureed fruits and vegetables, juice, yogurt, and milk. The total creditable amount in a smoothie cannot exceed the volume served. For example, a ½-cup serving of a commercial smoothie cannot credit as 1 cup of juice.

Commercial smoothies require a PFS (or a CN label, if available, for commercial smoothies that contain yogurt). Smoothies made from scratch require a standardized recipe. For more information, refer to [“Documentation for Commercial Products”](#) and [“Standardized Recipes”](#) in section 2.

Noncreditable commercial smoothies

Commercial smoothies that contain dietary supplements (such as whey protein powder) or herbal supplements (such as ginkgo biloba, ginseng, and echinacea) do not credit in the school meal patterns. Noncreditable commercial smoothies also include probiotic dairy drinks, drinkable yogurt, and yogurt drinks.

Crediting considerations for smoothies

Menu planners should consider the crediting requirements below when including smoothies in CACFP meals and snacks. The USDA recommends not offering smoothies at more than one meal or snack per day.

- **Breakfast:** Pureed fruits and vegetables in smoothies may credit as juice toward the entire vegetables and fruits component, if the serving provides the required amount. For example, a serving of smoothie that contains $\frac{1}{2}$ cup of pureed mangoes and carrots credits as the fruits component at breakfast. If the smoothie contains less than the required amount, the breakfast menu must include additional vegetables and fruits to meet the full requirement.
- **Lunch and supper:** The CACFP lunch and supper meal pattern requires a serving of vegetables and a serving of fruits. Menu planners cannot offer a smoothie and juice as the only two servings of vegetables and fruits at lunch or supper. Both foods credit as juice and would therefore exceed the juice limit. At least one of the required lunch/supper servings of the vegetables component and fruits component must be a whole fruit or vegetable (fresh, frozen, canned, or dried).
- **Snack:** The CACFP snack meal pattern requires two of the five components. Pureed fruits and vegetables in smoothies may credit as either the entire fruits component or the entire vegetables component but cannot credit as both components in the same snack. Smoothies containing juice and milk may credit as either juice or milk but cannot credit both in the same snack. If the amount of milk or juice in the smoothie is less than the full serving, the snack menu must include additional foods to provide the full component. The snack menu cannot include juice (including pureed fruits and vegetables in smoothies) when milk is the only other snack component. The crediting examples in table 3-12 show how these requirements apply.



Table 3-12. Crediting examples for smoothies at snack

Snack must include two of the five components: 1 cup of milk; 1 ounce of MMA; ½ cup of vegetables; ½ cup of fruits; and 1 oz eq of grains.

Example 1: A smoothie recipe contains ½ cup of pureed fruit (credits as fruit juice) and 1 cup of unflavored low-fat milk per serving.

The menu planner may choose to credit the smoothie as either the full fruits component or the full milk component, but not both components in the same snack. To be reimbursable, the snack must include the full serving of a second component that is not juice, fruit, or milk (i.e., MMA, grains, or vegetables). For example, the snack menu could include a 2-ounce whole-grain corn muffin (grains component) as the second component.

Example 2: A smoothie recipe contains ½ cup of pureed fruit (credits as fruit juice) and ¼ cup of unflavored low-fat milk per serving.

The pureed fruit provides the full fruits component. However, the milk does not credit as the full milk component because it is less than 1 cup. To be reimbursable, the snack must include the full serving of a second component that is not juice, fruit, or milk (i.e., MMA, grains, or vegetables). For example, the snack menu could include ½ cup of carrot sticks (vegetables component) as the second component.

The CSDE's resource, *Crediting Smoothies in the Child and Adult Care Food Program*, summarizes the requirements for crediting smoothies in CACFP meals and snacks. For additional guidance, refer to [USDA Memo SP 40-2019](#), [CACFP 17-2019](#), and [SFSP 17-2019: Smoothies Offered in the Child Nutrition Programs](#).

Noncreditable Foods in the Fruits Component

Examples of foods that do not credit as the fruits component include but are not limited to:

- banana chips;
- fruit snacks (e.g., fruit roll-ups, fruit leathers, fruit wrinkles, fruit twists, and yogurt-covered fruit snacks);
- home-canned products (for food safety reasons);
- jams, jellies, and preserves; and
- juice drinks that are not 100 percent juice such as grape juice drink, orange juice drink, pineapple-grapefruit drink, cranberry juice cocktail, and lemonade.

For more information, refer to “[Noncreditable foods](#)” in the beginning of section 3 and the CSDE’s resource, *[Noncreditable Foods for Adult Day Care Centers in the Child and Adult Care Food Program](#)*.

Menu planners should use the FBG to identify foods that credit as the fruits component. For more information, refer to “[Food Buying Guide for Child Nutrition Programs](#)” in this section.

Resources for Crediting Fruits

The resources below assist menu planners with crediting foods as the fruits component in the CACFP adult meal patterns.

- Accepting Processed Product Documentation in the Child and Adult Care Food Program (CSDE):
https://portal.ct.gov/-/media/SDE/Nutrition/CACFP/Crediting/Accepting_Processed_Product_Documentation_CACFP.pdf
- Crediting Juice in the Child and Adult Care Food Program (CSDE):
https://portal.ct.gov/-/media/SDE/Nutrition/CACFP/Crediting/Credit_Juice_CACFP.pdf
- Crediting Smoothies in the Child and Adult Care Food Program (CSDE):
https://portal.ct.gov/-/media/SDE/Nutrition/CACFP/Crediting/Credit_Smoothies_CACFP.pdf

- Food Buying Guide Section 3: Overview of Crediting Requirements for the Fruits Component (USDA):
https://foodbuyingguide.fns.usda.gov/Content/TablesFBG/USDA_FBG_Section3_Fruits.pdf
- Food Buying Guide Section 3: Yield Table for Fruits (USDA):
https://foodbuyingguide.fns.usda.gov/files/Reports/USDA_FBG_Section3_FruitsYieldTable.pdf
- Start with Half a Cup: Fresh Fruit Portioning Guide for Schools:
<https://portal.ct.gov/-/media/SDE/Nutrition/SWHAC/PortionGuideFruit85x14.pdf>
- USDA Memo CACFP 09-2017: Vegetable and Fruit Requirements in the Child and Adult Care Food Program; Questions and Answers:
<https://www.fns.usda.gov/cacfp/vegetable-and-fruit-requirements-cacfp-qas>
- USDA Memo SP 34-2019, CACFP 15-2019, and SFSP 15-2019: Crediting Coconut, Hominy, Corn Masa, and Masa Harina in the Child Nutrition Programs:
<https://www.fns.usda.gov/cn/crediting-coconut-hominy-corn-masa-and-masa-harina-child-nutrition-programs>
- USDA Memo SP 40-2019, CACFP 17-2019, and SFSP 17-2019: Smoothies Offered in the Child Nutrition Programs:
<https://www.fns.usda.gov/cn/smoothies-offered-child-nutrition-programs>
- Webinar: Crediting Vegetable Noodles and Coconut in the Child Nutrition Programs (USDA):
<https://www.fns.usda.gov/tn/crediting-vegetable-noodles-and-coconut-child-nutrition-programs>

For additional crediting resources, visit the “[Fruits Component for CACFP Adult Day Care Centers](#)” section of the CSDE’s [Crediting Foods in CACFP Adult Day Care Centers](#) webpage.

Grains Component

The grains component for the CACFP adult meal patterns includes a variety of foods, such as:

- breads, biscuits, bagels, rolls, tortillas, and muffins;
- snack products, such as crackers (including sweet crackers, such as animal crackers and graham crackers), hard pretzels, hard breadsticks, tortilla chips; and popcorn;
- cereal grains, such as buckwheat, brown rice, bulgur, and quinoa;
- RTE breakfast cereals, such as puffed cereals, round or flaked cereals, and granola;
- cooked breakfast cereals (instant and regular), such as oatmeal, farina, and cream of wheat;
- bread products used as an ingredient in another menu item, such as combination foods, e.g., breading on fish or poultry and pizza crust in pizza; and
- pasta products, such as macaroni, spaghetti, noodles, orzo, and couscous.

To credit as the grains component in the CACFP adult meal patterns, grain menu items must be WGR or enriched. Breakfast cereals must be WGR, enriched, or fortified. Bran and germ credit the same as enriched grains.

CACFP menus must include at least one serving of WGR grains per day, between all meals and snacks served to participants. Products that are 100 percent whole grain, such as whole-wheat bread and brown rice, provide the best nutrition and should be served most often.



Overview of Crediting Requirements

There are two steps to determine if grains credit in CACFP meals and snacks. These steps apply to all grain menu items, including commercial grain products and foods prepared from scratch using standardized recipes.

The first step is to determine if the grain menu item meets the crediting criteria. To credit as the grains component, the grain menu item must be WGR or enriched. These crediting criteria are addressed in [Part A: Crediting Requirements](#) and [Part B: WGR Criteria](#).

Once the menu planner has determined that the grain is creditable, the second step is to determine the oz eq contribution of the planned serving. For guidance on determining a grain menu item's oz eq contribution, refer to [Part C: Serving Size](#).

Grain-based Desserts

Grain-based desserts do not credit as the grains component in the CACFP adult meal patterns. Examples of grain-based desserts include breakfast bars, brownies, cakes (including cupcakes and coffee cakes), cereal bars, cinnamon rolls, cinnamon streusel quick breads, cookies (all kinds, including vanilla wafers), doughnuts, gingerbread, granola bars, ice cream cones, marshmallow cereal treats, pastries (such as cinnamon buns, Danish, sweet buns, sweet rolls, and eclairs) piecrusts in sweet pies (e.g., apple, coconut, blueberry, and pecan), sweet biscotti (such as those made with fruits, chocolate, or icing) sweet bread pudding, sweet croissants (e.g. chocolate filled), sweet scones (e.g., blueberry, raisin, and orange cranberry), rice pudding, and toaster pastries.

Identifying grain-based desserts

The USDA's [Exhibit A: Grain Requirements for Child Nutrition Programs](#), identifies creditable grain-based desserts in red. If a product is not listed on the Exhibit A chart, the menu planner may decide if a food is a grain-based dessert by considering the common perceptions of the food and how it's typically served. The questions below help menu planners determine if the product is a grain-based dessert.

- Is the food thought of or served as a dessert?
- Is it frosted, iced, or dessert-flavored, like chocolate, caramel, or butterscotch?
- Does it contain custard filling or candy?
- Is it in the shape of a cookie or packaged like a dessert?

Menu planners should not rely on a product's name to determine if it is grain-based dessert because cookies and similar grain-based desserts do not have an FDA standard of identity.

This means that manufacturers may use terms in their product names or labels that might be misleading. Some examples include “breakfast rounds” for oatmeal raisin cookies, “breakfast bars” for cereal bars, and “super stars” for doughnut holes. Regardless of the name on its label, these types of foods are still grain-based desserts.

Foods that are not grain-based desserts

Grain-based desserts do not include sweet crackers (such as graham crackers and animal crackers), muffins, quick breads, e.g., banana bread and zucchini bread (except for cinnamon streusel), cornbread, pancakes, waffles, French toast, savory scones (such as cheese and herb), and piecrusts in entrees such as quiche, meat pies, and chicken potpie.

As a best practice, the USDA encourages CACFP menus to limit sweet crackers (such as graham crackers and animal crackers) because of their higher sugar content. The CSDE recommends not serving sweet crackers more than twice per week between all meals and snacks served in the CACFP.

Serving grain-based desserts served as extra foods

Adult day care centers may choose to serve grain-based desserts as an additional food item that does not credit toward the CACFP adult meal patterns. Examples include serving cake or cookies at special celebrations. However, to ensure that participants’ nutritional needs are met, the USDA and CSDE encourage adult day care centers to use discretion when serving noncreditable foods and beverages. In addition, CACFP funds cannot be used to purchase grain-based desserts (refer to “[Noncreditable foods](#)” at the beginning of section 3).

Resources for grain-based desserts

The resources below provide guidance on the CACFP requirements for grain-based desserts.

- Grain-based Desserts in the CACFP (USDA handouts and webinars in English and Spanish):
<https://www.fns.usda.gov/tn/grain-based-desserts-cacfp>
- USDA Memo CACFP 16-2017: Grain-based Desserts in the Child and Adult Care Food Program:
<https://www.fns.usda.gov/cacfp/grain-based-desserts-child-and-adult-care-food-program>

- USDA Memo CACFP 09-2018: Grain Requirements in the Child and Adult Care Food Program; Questions and Answers:
<https://www.fns.usda.gov/cacfp/grain-requirements-cacfp-questions-and-answers>

Links to these resource are also available under “[Grain-based Desserts](#)” in the “Grains Component for CACFP Adult Day Care Centers” section of the CSDE’s Crediting Foods in CACFP Adult Day Care Centers webpage.



Part A: Crediting Requirements

Part A: Crediting Requirements

This section addresses the crediting requirements for the grains component of the CACFP adult meal patterns. All grain items served in CACFP menus must comply with these requirements, including commercial grain products and grain foods made from scratch.

Creditable Grains

To credit as the grains component, grain products and recipes must be made with creditable grains. Breakfast cereals must be WGR, enriched, or fortified; and must meet the sugar limit (refer to “[Crediting Criteria for Breakfast Cereals](#)” in this section).

Creditable grains include whole grains, enriched grains, bran (such as oat bran, wheat bran, corn bran, rice bran, and rye bran), and germ (such as wheat germ). Bran and germ credit the same as enriched grains. For information on identifying whole and enriched grains, refer to the CSDE’s resources, [Crediting Whole Grains in the Child and Adult Care Food Program](#) and [Crediting Enriched Grains in the Child and Adult Care Food Program](#). For guidance on the steps for identifying creditable grains, refer to the CSDE’s resource, [How to Identify Creditable Grains in the Child and Adult Care Food Program](#).



This section summarizes the different crediting requirements for commercial grain products, commercial combination foods, cooked breakfast cereals, RTE breakfast cereals, and grain foods made from scratch.

Groups A-E and H-I refer to the grain groups in the USDA’s Exhibit A chart. For more information, refer to “[Part C: Serving Size for Grains](#)” in this section.

Part A: Crediting Requirements

Commercial grain products in groups A-E (baked goods, such as breads, rolls, muffins, crackers, and waffles) and group H (pasta and cereal grains, such as quinoa, rice, and millet) credit as the grains component if a creditable grain is the first ingredient, or water is the first ingredient and a creditable grain is the second ingredient. The ingredients statements below show some examples of creditable commercial grain products. Whole grains are in bold and enriched grains are in italics.

Ingredients: *Enriched wheat flour* (*flour, niacin, reduced iron, thiamine mononitrate, riboflavin, folic acid*), canola and/or sunflower oil, salt, contains 2% or less of: yeast, nonfat milk, sugar, baking soda, monocalcium phosphate, paprika, spices, celery, onion powder.

This product is enriched because the first ingredient is enriched flour.

Ingredients: Water, **whole-wheat flour**, yeast, wheat gluten, contains less than 2% of each of the following: soybean oil, sugar, salt, calcium propionate (preservative), fumaric acid, baking soda, monocalcium phosphate, calcium sulfate, ammonium sulfate.

This product is whole grain because whole-wheat flour is the first ingredient after water and is the only grain ingredient.

Ingredients: Water, *enriched flour* (*wheat flour, niacin, reduced iron, vitamin B1 [thiamine mononitrate], vitamin B2 [riboflavin], folic acid*), **whole-wheat flour**, vegetable oil (soybean, palm, and/or canola oil), egg whites, *wheat bran*, sugar, contains 2% or less of leavening (baking soda, sodium aluminum phosphate, monocalcium phosphate), salt, malt flavoring, whey, soy lecithin.

This product is enriched because enriched flour is the first ingredient after water.

The CSDE's [Guide to Meeting the Whole Grain-rich Requirement for the Child and Adult Care Food Program](#) provides more examples of how to determine if commercial grain products are creditable. Menu planners may use the CSDE's Excel worksheet, [Child Care Worksheet 1: Crediting Commercial Grains in the Child and Adult Care Food Program](#), to determine if commercial grain products comply with the CACFP crediting and WGR criteria. For more information, refer to "[Grain Crediting Worksheets](#)" in this section.

Part A: Crediting Requirements

Multiple creditable grains in commercial grain products

If a creditable grain is not the first ingredient, but the commercial grain product contains more than one creditable grain, the adult day care center must obtain a PFS from the manufacturer to determine crediting information. To credit in the CACFP meal patterns, the product's PFS must document that the combined weight of all creditable grains in the product is the greatest ingredient by weight. For information on PFS forms, refer to “[Product Formulation Statements](#)” in section 2.

Crediting Criteria for Breakfast Cereals

RTE breakfast cereals in group I (such as puffed cereals, round or flaked cereal, and granola) and cooked breakfast cereals in group H (including instant and regular, such as oatmeal, farina, and cream of wheat) credit as the grains component if 1) the first ingredient is a creditable grain or the cereal is fortified; and 2) the cereal contains no more than 6 grams of sugars per dry ounce.

The CSDE recommends that menu planners review the sugar content of breakfast cereals before reviewing the ingredients statement for creditable grains. If a breakfast cereal exceeds the sugar limit, it cannot credit in the CACFP meal patterns, even if it contains creditable grains or is WGR.

The CSDE's resource, *Crediting Breakfast Cereals in the Child and Adult Care Food Program*, provides detailed guidance on the crediting requirements for breakfast cereals and includes examples of how to determine if breakfast cereals are creditable. Menu planners may use the CSDE's Excel worksheets, *Child Care Worksheet 2: Crediting Ready-to-eat (RTE) Breakfast Cereals in the Child and Adult Care Food Program* and *Child Care Worksheet 3: Crediting Cooked Breakfast Cereals in the Child and Adult Care Food Program*, to determine if breakfast cereals comply with the CACFP crediting and WGR criteria. For more information, refer to “[Grain Crediting Worksheets](#)” in this section.



Part A: Crediting Requirements**Crediting Criteria for Commercial Combination Foods**

Commercial combination foods that contain a grain portion from groups A-E (such as pizza crust in pizza and baked fish coated with breadcrumbs) or groups H-I (such as noodles in lasagna and baked chicken coated with crushed cereal flakes) credit as the grains component if the first **grain** ingredient is a creditable grain. The ingredients statement below shows an example for breaded chicken nuggets.

Ingredients: Boneless, skinless chicken breast with rib meat, water, **whole-wheat flour**, contains 2% or less of the following: dried garlic, dried onion, salt, sea salt, soybean oil, spice, sugar, torula yeast, turmeric, yeast, yeast extract. Breeding set in vegetable oil.

This product credits toward the grains component because the first grain ingredient (whole-wheat flour) is a creditable grain. A PFS is required to determine the serving's meal pattern contribution.

Separate grain portion in commercial combination foods

A commercial combination food that lists the ingredients for the grain portion separately credits as the grains component if a creditable grain is the first ingredient in the grain portion, or water is the first ingredient in the grain portion and a whole grain is the second ingredient in the grain portion. The ingredients statement below shows an example for cheese ravioli.

Ingredients: **Filling:** Fat-free ricotta cheese (whey, skim milk [made from nonfat dry milk powder], vinegar, xanthan gum, carrageenan), water, egg, low moisture part skim mozzarella cheese (cultured part skim milk, salt, enzymes), whey protein isolate, sodium caseinate, Romano cheese made from cow's milk (cultured milk, salt, enzymes), bleached wheat flour, garlic salt (salt, dehydrated garlic), salt, corn starch, sugar, dehydrated garlic. **Pasta:** **Whole-wheat flour**, enriched durum wheat flour (wheat flour, niacin, ferrous sulfate, thiamin mononitrate, riboflavin, folic acid), water, egg.

This product credits toward the grains component because the first ingredient (whole-wheat flour) in the pasta (grain portion) is a creditable grain. A PFS is required to determine the serving's meal pattern contribution.

Part A: Crediting Requirements

Multiple creditable grains in commercial combination foods

If a creditable grain is not the first ingredient, but the grain portion of a combination food contains more than one creditable grain, the adult day care center must obtain a PFS from the manufacturer to determine crediting information. To credit in the CACFP meal patterns, the product's PFS must document that the combined weight of all creditable grains in the grain portion of the product is the greatest ingredient by weight in the grain portion.

For information on PFS forms, refer to “[Product Formulation Statements](#)” in section 2. For examples of how to determine if commercial combination foods are creditable, refer to the CSDE’s *Guide to Meeting the Whole Grain-rich Requirement for the Child and Adult Care Food Program*.

Crediting Criteria for Foods Made from Scratch

Grain foods made from scratch (such as breads, rolls, muffins, waffles, and pancakes) must be made with creditable grains. They credit toward the grains component based on the amount of creditable grains per serving of the recipe.

Combination foods made from scratch that contain a grain portion (such as pizza, lasagna, and breaded chicken) credit toward the grains component based on the amount of creditable grains per serving in the grain portion of the recipe.

The CSDE’s *Guide to Meeting the Whole Grain-rich Requirement for the Child and Adult Care Food Program* provides examples of how to determine if grain foods made from scratch are creditable. Menu planners may use the CSDE’s Excel worksheets, *Adult Center Worksheet 4: Crediting Family-size Recipes for Grains in the Child and Adult Care Food Program* or *Adult Center Worksheet 5: Crediting Quantity Recipes for Grains in the Child and Adult Care Food Program*, to determine if grain foods made from scratch comply with the CACFP crediting and WGR criteria. For more information, refer to “[Grain Crediting Worksheets](#)” in this section.

Adult day care centers must have a recipe on file that documents the crediting information for foods prepared from scratch. For more information, refer to “[Standardized Recipes](#)” in section 2.

Part A: Crediting Requirements

Crediting Corn Masa, Masa Harina, Corn Flour, and Cornmeal

Corn ingredients credit as the grains component if they are whole grain, enriched, or nixtamalized. Nixtamalization is the process of soaking and cooked dried corn in an alkaline (slaked lime) solution. This process results in a product with nutrition content similar to whole-grain corn.

Nixtamalized corn is used to make hominy, masa harina (corn flour), corn masa (dough from masa harina), and certain types of cornmeal. Masa harina is used for making corn products such as tortillas, tortilla chips, and tamales.



Methods for identifying nixtamalized corn

Menu planners may use the two methods below to identify commercial products made with nixtamalized corn.

1. **Corn is treated with lime:** If the ingredients statement indicates that the corn is treated with lime (such as “ground corn with trace of lime” and “ground corn treated with lime”), the corn ingredient is nixtamalized. The ingredients statements below show examples of commercial nixtamalized corn products. These products credit as 100 percent whole grains.
 - Ingredients: *Corn masa flour*, water, contains 2% or less of: cellulose gum, guar gum, amylase, propionic acid, benzoic acid, and phosphoric acid (to maintain freshness).
 - Ingredients: *Whole-white corn*, vegetable oil (contains soybean, corn, cottonseed, and/or sunflower oil), salt, *lime/calcium hydroxide* (processing aid).
 - Ingredients: *Limed whole-grain white corn*, palm oil, salt, TBHQ (preservative).
 - Ingredients: *Whole-grain yellow corn*, high oleic canola oil, water, *corn flour*, salt, *hydrated lime*.

If the ingredients statement does not provide sufficient information (such as “cornmeal” and “yellow corn flour”), adult day care centers must obtain a PFS from the manufacturer stating that ingredients are whole grain, enriched, or nixtamalized. For information on PFS forms, refer to “[Product Formulation Statements](#)” in section 2.

Part A: Crediting Requirements

2. **Product includes FDA-approved whole grain health claim:** If a commercial product made with corn includes one of two FDA-approved whole grain health claims on its packaging, the corn in the product is nixtamalized and the product provides at least 50 percent whole grain. These health claims are not common.
- **Low-fat claim:** “Diets rich in whole grain foods and other plant foods and low in total fat, saturated fat, and cholesterol, may reduce the risk of heart disease and certain cancers.”
 - **Moderate-fat claim:** “Diets rich in whole grain foods and other plant foods, and low in saturated fat and cholesterol, may help reduce the risk of heart disease.”

Crediting information for corn masa, masa harina, corn flour, and cornmeal is summarized in [USDA Memo SP 34-2019](#), [CACFP 15-2019](#), and [SFSP 15-2019](#): *Crediting Coconut, Hominy, Corn Masa, and Masa Harina in the Child Nutrition Programs*.

Crediting Hominy as Grains

Hominy is a traditional food in Mexican and Native American cultures that is commonly served as a vegetable or milled grain product, e.g., hominy grits. Hominy is made from whole kernels of maize (dried field corn) that have been soaked in an alkaline solution (nixtamalized). This process removes the hull and germ, causes the corn to puff up to about double its normal size, and increases the bioavailability of certain nutrients, such as calcium and niacin.

Hominy is available dried and in a fully cooked canned form. Dried hominy is cooked the same as dried beans (legumes). Hominy offered in a dried, milled form (such as grits) credits as a whole grain. A ½-cup serving of cooked hominy grits or 1 ounce (28 grams) of dry hominy grits credits as 1 oz eq of the grains component.

For information on crediting hominy as the vegetables component, refer to “[Crediting Hominy as Vegetables](#)” in the “Vegetables Component” section.

Part A: Crediting Requirements

Crediting Popcorn

Popcorn is a whole-grain food. Three cups (1 ounce) serving of plain popped popcorn credit as 1 oz eq of the grains component. The minimum creditable amount is $\frac{3}{4}$ cup ($\frac{1}{4}$ oz eq).

Table 3-13 summarizes the grains contribution of popped popcorn.

Table 3-13. Grains contribution of popped popcorn		
Cups (popped)	Weight (popped)	Grains contribution
$\frac{3}{4}$ cup	0.25 ounces or 7 grams	$\frac{1}{4}$ oz eq (minimum creditable amount)
1 $\frac{1}{2}$ cups	0.5 ounces or 14 grams	$\frac{1}{2}$ oz eq
2 $\frac{1}{4}$ cups	0.75 ounces or 21 grams	$\frac{3}{4}$ oz eq
3 cups	1 ounce or 28 grams	1 oz eq

Crediting considerations for popcorn

Menu planners should consider the crediting requirements below when including popcorn in CACFP meals and snacks.

- Consider the appropriateness of the serving size. It may be unreasonable to provide the full serving of the grains component from popcorn, due to the large volume required for crediting. The CSDE recommends providing a smaller serving of popcorn and supplementing with another food from the grains component. For example, a snack mix that contains 1 $\frac{1}{2}$ cups of popcorn ($\frac{1}{2}$ oz eq) and $\frac{1}{2}$ cup of enriched or WGR round cereal ($\frac{1}{2}$ oz eq) credits as 1 oz eq of the grains component.
- Foods that contain popcorn as an ingredient (such as a popcorn snack mix or popcorn balls) require documentation to determine the crediting information. Adult day care centers must obtain a PFS for commercial products and have a recipe for foods prepared from scratch. For more information, refer to “[Product Formulation Statements](#)” and “[Standardized Recipes](#)” in section 2.
- Popcorn sometimes includes ingredients and toppings such as salt, caramel, cheese, and butter. The USDA strongly encourages healthier alternatives, such as seasoning the popcorn with herb blends or serving fresh, plain popcorn.

Part A: Crediting Requirements

- Popcorn that is an ingredient in grain-based desserts does not credit in the CACFP adult meal patterns. For more information, refer to “[Grain-based Desserts](#)” in this section.

The requirements for crediting popcorn are summarized in [USDA Memo SP 23-2019](#), [CACFP 10-2019](#), and [SFSP 09-2019](#): *Crediting Popcorn in the Child Nutrition Programs*.

Noncreditable Foods in the Grains Component

Examples of foods that do not credit as the grains component include but are not limited to:

- commercial grain products that are not WGR or enriched;
- breakfast cereals that are not WGR, enriched, or fortified;
- breakfast cereals that contain more than 6 grams of sugars per ounce; and
- foods made from scratch that are not WGR or enriched;
- grain-based desserts such as brownies, cookies, cake, coffee cake, doughnuts, cereal bars, granola bars, breakfast bars, sweet rolls, pastries, toaster pastries, sweet scones (e.g., blueberry, raisin, and orange cranberry), piecrusts in sweet pies (e.g., apple and pecan), rice pudding, and sweet bread pudding (refer to “[Grain-based Desserts](#)” in this section).

For more information, refer to “[Noncreditable Foods](#)” in the beginning of section 3 and the CSDE’s resource, [Noncreditable Foods for Adult Day Care Centers in the Child and Adult Care Food Program](#).

Menu planners should use the FBG to identify foods that credit as the grains component. For more information, refer to “[Food Buying Guide for Child Nutrition Programs](#)” in this section.

Part A: Crediting Requirements**Grain Crediting Worksheets**

The CSDE's CACFP crediting worksheets for adult day care centers are listed below. These worksheets evaluate grain-based foods for compliance with the CACFP crediting, WGR, and serving requirements.

- Adult Center Worksheet 1: Crediting Commercial Grains in the Child and Adult Care Food Program
- Adult Center Worksheet 2: Crediting Ready-to-eat (RTE) Breakfast Cereals in the Child and Adult Care Food Program
- Adult Center Worksheet 3: Crediting Cooked Breakfast Cereals in the Child and Adult Care Food Program
- Adult Center Worksheet 4: Crediting Family-size Recipes for Grains in the Child and Adult Care Food Program
- Adult Center Worksheet 5: Crediting Quantity Recipes for Grains in the Child and Adult Care Food Program

These crediting worksheets are available in the “[CSDE Crediting Worksheets for CACFP Adult Day Care Centers](#)” section of the CSDE's [Crediting Foods in CACFP Adult Day Care Centers](#) webpage.

Resources for Crediting Grains

The resources below assist menu planners with identifying foods that credit as the grains component in the CACFP adult meal patterns.

- Adding Whole Grains to Your CACFP Menu – Handouts, training slides, and webinars in English and Spanish (USDA):
<https://www.fns.usda.gov/tn/adding-whole-grains-your-cacfp-menu>
- Crediting Enriched Grains in the Child and Adult Care Food Program (CSDE):
https://portal.ct.gov/-/media/SDE/Nutrition/CACFP/Crediting/Credit_Enriched_GrainsCACFP.pdf
- Crediting Whole Grains in the Child and Adult Care Food Program (CSDE):
https://portal.ct.gov/-/media/SDE/Nutrition/CACFP/Crediting/Credit_Whole_Grains_CACFP.pdf
- Food Buying Guide Section 4: Overview of Crediting Requirements for the Grains Component (USDA):
https://foodbuyingguide.fns.usda.gov/Content/TablesFBG/USDA_FBG_Section4_Grains.pdf

Part A: Crediting Requirements

- Food Buying Guide Section 4: Yield Table for Grains (USDA):
https://foodbuyingguide.fns.usda.gov/files/Reports/USDA_FBG_Section4_GrainsYieldTable.pdf
- How to Identify Creditable Grains in the Child and Adult Care Food Program (CSDE):
https://portal.ct.gov/-/media/SDE/Nutrition/CACFP/Crediting/Identify_Creditable_Grains_CACFP.pdf
- Product Formulation Statement for Documenting Grains in Child Nutrition Programs (USDA):
https://www.fns.usda.gov/sites/default/files/resource-files/PFS_Grains_Oz_Eq_Fillable_508.pdf
- Product Formulation Statement for Documenting Grains in Child Nutrition Programs – Completed Sample (USDA):
https://www.fns.usda.gov/sites/default/files/resource-files/PFS_Example_Grains_Oz_Eq.pdf
- USDA Memo CACFP 09-2018: Grain Requirements in the Child and Adult Care Food Program; Questions and Answers:
<https://www.fns.usda.gov/cacfp/grain-requirements-cacfp-questions-and-answers>
- USDA Memo SP 23-2019, CACFP 10-2019, and SFSP 09-2019: Crediting Popcorn in the Child Nutrition Programs:
<https://www.fns.usda.gov/cn/crediting-popcorn-child-nutrition-programs>
- USDA Memo SP 34-2019, CACFP 15-2019, and SFSP 15-2019: Crediting Coconut, Hominy, Corn Masa, and Masa Harina in the Child Nutrition Programs:
<https://www.fns.usda.gov/cn/crediting-coconut-hominy-corn-masa-and-masa-harina-child-nutrition-programs>
- Using the WIC Food Lists to Identify Grains for the CACFP (USDA handouts in English and Spanish):
<https://www.fns.usda.gov/tn/using-wic-food-lists-identify-grains-cacfp>
- When Commercial Grain Products Require a Product Formulation Statement to Credit in the Child and Adult Care Food Program (CSDE):
https://portal.ct.gov/-/media/SDE/Nutrition/CACFP/Crediting/When_Commercial_Grain_Products_Require_PFS_CACFP.pdf

For additional crediting resources, visit the “[Grains Component for CACFP Adult Day Care Centers](#)” section of the CSDE’s [Crediting Foods in CACFP Adult Day Care Centers](#) webpage.

Part A: Crediting Requirements



Part B: WGR Requirement

Part B: WGR Requirement

“Whole grain-rich” means a food that contains at least 50 percent whole grains and the remaining grain ingredients are enriched, bran, or germ. All WGR foods credit in the CACFP adult meal patterns but not all creditable grains are WGR. The WGR criteria are different for commercial products and foods made from scratch. This section summarizes these requirements.

Menu Planning Considerations

CACFP menus must include at least one serving of WGR grains per day, between all meals and snacks served to participants. The USDA’s [CACFP best practices](#) recommend at least two servings of WGR grains per day. Adult day care centers may serve a WGR food at any meal or snack.

- If the adult day care center serves only one CACFP meal per day (breakfast, lunch, or supper), the grain served at that meal must be WGR.
- If the adult day care center serves only breakfast and chooses to substitute MMA for the grains component at breakfast (allowed up to three times per week), a WGR food is not required.
- The grains component is not required at snack but may be served as one of the two required snack components. If the adult day care center serves only snack and offers a grain as one of the two snack components, the grain must be WGR.

The WGR requirement applies to the CACFP, not to each participant. If the adult day care center serves more than one meal, and two different groups of participants are at each meal (such as one group of participants at breakfast and another group of participants at lunch), only one meal must contain a WGR food.

The USDA strongly encourages adult day care centers to vary the meals and snacks that include a WGR item. For example, the CACFP menu could include whole-grain toast at breakfast on Monday and brown rice at lunch on Tuesday. This helps to ensure that all participants are served a variety of whole grains, and benefit from the important nutrients these foods provide.

Part B: WGR Requirement**Overview of Rule of Three**

The USDA allows six methods for determining if grain foods meet the CACFP WGR criteria. The Rule of Three is the most common method for commercial products.

The CSDE's *Guide to Meeting the Whole Grain-rich Requirement for the Child and Adult Care Food Program* provides guidance on all six methods and includes examples of evaluating grain products for compliance with the Rule of Three WGR criteria.

The Rule of Three reviews the product's ingredients statement and looks at the first three grain ingredients. The Rule of Three applies only to commercial grain products, commercial combination foods, and cooked breakfast cereals. **Note:** The Rule of Three does not apply to RTE breakfast cereals in group I, such as puffed cereals, flaked or round cereals, and granola.

The Rule of Three requires that the first ingredient (excluding water) is a whole grain, and the next two grain ingredients (if any) are creditable grains. When reviewing a commercial product's ingredients statement for compliance with the Rule of Three criteria, the following requirements apply:

- a whole grain must be the first ingredient, and may be the second or third grain ingredients;
- an enriched grain may be the second or third grain ingredients;
- bran and germ may be the second or third grain ingredients; and
- noncreditable grains cannot be any of the first three grain ingredients. Examples of noncreditable grains for the CACFP meal patterns include legume flours, corn flour, corn grits, farina, malted barley flour, milled corn, nut or seed flours, oat fiber, potato flour, potato starch, rice, soy fiber, soy flakes, wheat flour, and yellow corn flour. For additional examples and more information, refer to the CSDE's *Guide to Meeting the Whole Grain-rich Requirement for the Child and Adult Care Food Program*.

If a food meets the Rule of Three, the menu planner does not need to check any other grain ingredients further down on the ingredients statement.

The Rule of Three WGR criteria are different for commercial grain products, commercial combination foods, cooked breakfast cereals, RTE breakfast cereals, and foods made from scratch. These requirements are summarized below.

Part B: WGR Requirement

Rule of Three WGR Criteria for Commercial Grain Products

Under the Rule of Three, commercial grain products in groups A-E (baked goods, such as breads, rolls, muffins, crackers, waffles, and pancakes) and group H (pasta and cereal grains, such as quinoa, rice, and millet) are WGR if they meet the following criteria: 1) a whole grain is the first ingredient (or water is the first ingredient and a whole grain is the second ingredient); 2) the second grain ingredient (if any) is whole, enriched, bran, or germ; and 3) the third grain ingredient (if any) is whole, enriched, bran, or germ.

The ingredients statements below show some examples of commercial grain products that meet the Rule of Three WGR criteria. Whole grains are in bold and enriched grains are in italics.

Ingredients: **Whole-wheat flour**, sugar, wheat gluten. Contains 2% or less of each of the following: honey, salt, yeast, molasses, diacetyl tartaric acid esters of mono-diglycerides (datem), ascorbic acid, mono-and diglycerides, l-cysteine, enzymes.

Whole-wheat flour is the first ingredient and the only grain ingredient. This product is 100 percent whole grain.

Ingredients: Water, **whole-wheat flour**, yeast, wheat gluten, contains less than 2% of each of the following: soybean oil, sugar, salt, calcium propionate (preservative), fumaric acid, baking soda, monocalcium phosphate, calcium sulfate, ammonium sulfate.

Whole-wheat flour is the first ingredient after water and the only grain ingredient. This product is 100 percent whole grain.

Ingredients: **Whole-wheat flour**, *enriched flour (wheat flour, niacinamide, reduced iron, thiamin mononitrate [vitamin B1], riboflavin [vitamin B2], folic acid)*, soybean oil with TBHQ for freshness, salt, contains 2% or less of corn syrup, baking soda, yeast, soy lecithin.

Whole-wheat flour is the first ingredient. Enriched flour is the second and only other grain ingredient.

Part B: WGR Requirement**Multiple whole grains in commercial grain products**

If a whole grain is not the first ingredient, but the grain product contains more than one whole grain, the adult day care center must obtain a PFS from the manufacturer stating the combined weight of all whole grains. The ingredients statement below shows an example.

Ingredients: *Unbleached enriched wheat flour [flour, malted barley flour, reduced iron, niacin, thiamin mononitrate (vitamin B1), riboflavin (vitamin B2), folic acid]*, water, **whole-wheat flour, whole oats**, sugar, yeast, soybean oil, salt.

To meet the WGR criteria, the product's PFS must document that the combined weight of the two whole grains (whole-wheat flour and whole oats) is more than the weight of the first ingredient (unbleached enriched wheat flour). For information on PFS forms, refer to "[Product Formulation Statements](#)" in section 2.

Part B: WGR Requirement**Rule of Three WGR Criteria for Cooked Breakfast Cereals**

Under the Rule of Three, cooked breakfast cereals (instant and regular, such as oatmeal, cream of wheat, and farina) are WGR if they meet the following criteria: 1) the first ingredient is a whole grain; 2) the next two grain ingredients (if any) are whole, enriched, bran, or germ; and 3) the cereal contains no more than 6 grams of sugars per dry ounce. For more information, refer to “[Sugar limit for breakfast cereals](#)” in this section. The ingredients statement below shows an example of a cooked 100 percent whole-grain cereal.

Ingredients: **Whole-grain rolled oats**, sugar, natural flavors, salt.

This cooked breakfast cereal is 100 percent whole grain because the first and only grain ingredient (whole grain rolled oats) is a whole grain. To credit as the grains component, this breakfast cereal must also comply with the CACFP sugar limit. For more information, refer to “[Sugar limit for breakfast cereals](#)” in “Part A: Grain Crediting Requirements.”

For examples of how to determine if cooked breakfast cereals are WGR, refer to the CSDE’s resource, *Crediting Breakfast Cereals in the Child and Adult Care Food Program*. Menu planners may use the CSDE’s Excel worksheet, *Child Care Worksheet 3: Crediting Cooked Breakfast Cereals in the Child and Adult Care Food Program*, to determine if cooked breakfast cereals comply with the CACFP crediting and WGR criteria. For more information, refer to “[Grain Crediting Worksheets](#)” in this section.

Part B: WGR Requirement

WGR Criteria for RTE Breakfast Cereals

The Rule of Three does not apply to RTE breakfast cereals. RTE breakfast cereals are WGR if they meet two criteria: 1) the first ingredient is a whole grain and the cereal is fortified, or the cereal is 100 percent whole grain; and 2) total sugars do not exceed 6 grams per dry ounce (refer to “[Sugar limit for breakfast cereals](#)” in “Part A: Grain Crediting Requirements”). The ingredients statement below shows an example of a whole-grain fortified RTE breakfast cereal that meets the WGR criteria.

Ingredients: **Whole-grain oat flour**, sugar, corn flour, whole-wheat flour, rice flour, salt, calcium carbonate, disodium phosphate, reduced iron, niacinamide, zinc oxide, BHT (a preservative), thiamin mononitrate, pyridoxine hydrochloride, riboflavin, folic acid.

This RTE breakfast cereal is fortified because it contains added nutrients. It is WGR because whole-grain oat flour is the first ingredient and the cereal is fortified. This RTE breakfast cereal credits as a WGR food if it meets the sugar limit (refer to “[Sugar limit for breakfast cereals](#)” in “Part A: Grain Crediting Requirements”).

For examples of how to determine if RTE breakfast cereals are WGR, refer to the CSDE’s resource, *Crediting Breakfast Cereals in the Child and Adult Care Food Program*. Menu planners may use the CSDE’s Excel worksheet, *Adult Center Worksheet 2: Crediting Ready-to-eat (RTE) Breakfast Cereals in the Child and Adult Care Food Program*, to determine if RTE breakfast cereals comply with the CACFP crediting and WGR criteria. For more information, refer to “[Grain Crediting Worksheets](#)” in this section.



Part B: WGR Requirement**Rule of Three WGR Criteria for Commercial Combination Foods**

Under the Rule of Three, commercial combination foods that contain a grain portion from groups A-E (such as pizza crust in pizza and baked fish coated with breadcrumbs) or groups H-I (such as noodles in lasagna and baked chicken coated with crushed cereal flakes) are WGR if they meet the following criteria: 1) a whole grain is the first ingredient (or water is the first ingredient and a whole grain is the second ingredient); 2) the second grain ingredient (if any) is whole, enriched, bran, or germ; and 3) the third grain ingredient (if any) is whole, enriched, bran, or germ. The ingredients statement below shows an example of breaded chicken nuggets.

Ingredients: Boneless, skinless chicken breast with rib meat, water, **whole-wheat flour**, contains 2% or less of the following: dried garlic, dried onion, salt, sea salt, soybean oil, spice, sugar, torula yeast, turmeric, yeast, yeast extract. Breading set in vegetable oil.

This product meets the Rule of Three WGR criteria because whole-wheat flour is the first and only grain ingredient.

Separate grain portion in commercial combination foods

A commercial combination food that lists the ingredients for the grain portion separately is WGR if it meets the following criteria: 1) a whole grain is the first ingredient in the grain portion (or water is the first ingredient and a whole grain is the second ingredient); 2) the second grain ingredient in the grain portion (if any) is whole, enriched, bran, or germ; and 3) the third grain ingredient in the grain portion (if any) is whole, enriched, bran, or germ. The ingredients statement below shows an example of a breaded chicken patty that lists the grain portion separately.

Ingredients: Chicken, water, salt, and natural flavor. **Breaded with: white whole-wheat flour**, water, salt, *enriched yellow corn flour*, dried onion, dried garlic, dried yeast, brown sugar, extractives of paprika, and spices. Breading set in vegetable oil.

This product meets the Rule of Three WGR criteria because the first grain ingredient in the breading (grain portion) is a whole grain, and the second and only other grain ingredient is an enriched grain.

Part B: WGR Requirement

Multiple whole grains in commercial combination foods

If a whole grain is not the first ingredient, but the grain portion of the combination food contains more than one whole grain, the adult day care center must obtain a PFS from the manufacturer to determine crediting information. The ingredients statement below shows an example of a breaded chicken patty.

Ingredients: Chicken, water, salt, and natural flavor. **Breaded with:** *unbleached enriched wheat flour [flour, malted barley flour, reduced iron, niacin, thiamin mononitrate (vitamin B1), riboflavin (vitamin B2), folic acid]*, water, **whole-wheat flour, whole oats**, dried onion, dried garlic, dried yeast, brown sugar, extractives of paprika, and spices. Breading set in vegetable oil.

The grain portion (breading) contains enriched flour as the first ingredient and contains two whole grains (whole-wheat flour and whole oats). To meet the WGR criteria, the product's PFS must document that the combined weight of the two whole grains in the breading is the greatest ingredient by weight in grain portion. For information on PFS forms, refer to "[Product Formulation Statements](#)" in section 2.

Part B: WGR Requirement**Rule of Three WGR Criteria for Grain Foods Made from Scratch**

Grain foods made from scratch (such as breads, rolls, muffins, waffles, and pancakes) are WGR if a whole grain is equal to or more than the combined weight of all other creditable grains in the recipe, or the combined weight of all whole grains is equal to or more than the combined weight of all other creditable grains in the recipe. The examples below are recipes that meet the CACFP WGR criteria.

- A muffin recipe contains 2 pounds of whole-wheat flour and 2 pounds of enriched flour. This recipe is WGR because the weight of the whole grain and enriched flour are equal.
- A bread recipe contains $\frac{3}{4}$ pound of whole-grain flour, $\frac{1}{2}$ pound of rolled oats, and 1 pound of enriched flour. This recipe is WGR because the combined weight ($1\frac{1}{4}$ pounds) of the two whole grains (whole-grain flour and rolled oats) exceeds the weight of the enriched flour.

For examples of how to determine if grain foods made from scratch are WGR, refer to the CSDE's *Guide to Meeting the Whole Grain-rich Requirement for the Child and Adult Care Food Program*.

Part B: WGR Requirement**Rule of Three WGR Criteria for Combination Foods Made from Scratch**

The Rule of Three WGR criteria apply only to the grain portion of combination foods made from scratch. Examples of combination foods that contain a grain portion from groups A-E include pizza crust in pizza and baked fish coated with breadcrumbs. Examples of combination foods that contain a grain portion from groups H-I include noodles in lasagna and baked chicken coated with crushed cereal flakes.

The grain portion of a recipe for a combination food is WGR if the combined amount of whole grains in the grain portion is equal to or more than the combined amount of all other creditable grains in the grain portion.

Menu planners must review recipes to determine if the grain portion credits as WGR or enriched grains.

Part B: WGR Requirement**Required Documentation for Grains**

Adult day care centers must maintain documentation on file to indicate that grain products and recipes comply with the CACFP crediting and WGR requirements. Acceptable documentation for commercial products includes CN labels (if the grain portion is part of a CN-labeled meat or meat alternate) and PFS forms. Recipes are required for foods made from scratch. The CSDE will review this documentation as part of the Administrative Review of the CACFP. For more information, refer to “[Documentation for Commercial Products](#)” and “[Standardized Recipes](#)” in section 2.

The CSDE recommends that CACFP menus include information about the type of grain items served for each meal and snack. This helps to document meal pattern compliance and provide information for participants and families. For example, the menu planner could list:

- “whole-wheat bread,” “whole grain-rich bread,” or “enriched white bread” instead of “bread;”
- “brown rice” or “enriched rice” instead of “rice;”
- “enriched spaghetti” instead of “spaghetti;”
- “whole-corn tortilla” instead of “tortilla;” and
- “fortified whole-grain cereal” instead of “breakfast cereal.”

Other acceptable methods for indicating which grains on CACFP menus are WGR include using abbreviations, such as “WW bread” for whole-wheat bread or “WGR blueberry muffin” for a WGR blueberry muffin; symbols to indicate WGR foods; or a check box to signify that a food is WGR. When the menu includes abbreviations or symbols, adult day care centers should include information on what they mean.

Adult day care centers should indicate the crediting and WGR information for the grains component on the daily production record (if used), or provide other menu documentation, such as:

- a binder of nutrition information for commercial products that includes Nutrition Facts labels and ingredients statements;
- a list of all grain products served and whether they are WGR (including 100 percent whole grain products), enriched, or fortified (breakfast cereals only);
- recipes for foods made from scratch; and
- CN labels and PFS forms for commercial foods.

Part B: WGR Requirement

Adult day care centers must also maintain documentation on file to indicate that all breakfast cereals meet the CACFP sugar limit. Documentation should include the products' Nutrition Facts label and the adult day care center's calculation showing that the cereal contains no more than 6 grams of sugars per dry ounce. For more information, refer to “[Sugar limit for breakfast cereals](#)” in “Part A: Grain Crediting Requirements.”

Resources for WGR Criteria

The resources below assist menu planners with identifying foods that meet the CACFP WGR criteria.

- Guide to Meeting the Whole Grain-rich Requirement for the Child and Adult Care Food Program (CSDE):
https://portal.ct.gov/-/media/SDE/Nutrition/CACFP/Crediting/WGR_Requirement_CACFP.pdf
- How to Spot Whole Grain-Rich Foods for the CACFP (USDA handouts in English and Spanish):
<https://www.fns.usda.gov/tn/how-spot-whole-grain-rich-foods-cacfp>
- Identifying Whole Grain-rich Foods for the CACFP (USDA handouts and webinars in English and Spanish):
<https://www.fns.usda.gov/tn/identifying-whole-grain-rich-foods-cacfp>
- Is My Recipe Whole Grain-Rich in the CACFP? (USDA handouts in English and Spanish):
<https://www.fns.usda.gov/tn/my-recipe-whole-grain-rich-cacfp>
- When Commercial Grain Products Require a Product Formulation Statement to Credit in the Child and Adult Care Food Program (CSDE):
https://portal.ct.gov/-/media/SDE/Nutrition/CACFP/Crediting/When_Commercial_Grain_Products_Require_PFS_CACFP.pdf

For additional resources, visit the “[Grains Component for CACFP Adult Day Care Centers](#)” section of the CSDE’s [Crediting Foods in CACFP Adult Day Care Centers](#) webpage.

Part C: Serving Size

Part C: Serving Size

The required quantities for the grains component are in oz eq. The CACFP adult meal patterns require 2 oz eq of the grains component at breakfast, lunch, and supper. One oz eq of grains may be offered as one of the two required snack components.

Meeting the Required Grain Servings

Menu planners may choose to serve one grain or a combination of several grains to meet the minimum daily requirement if each serving contains at least $\frac{1}{4}$ oz eq of grains (refer to “[Minimum creditable amounts](#)” in the beginning of section 3). For example, a lunch or supper menu could provide the required 2 oz eq of the grains component from 1 cup of brown rice (2 oz eq), or $\frac{1}{2}$ cup of brown rice (1 oz eq) and a 1-ounce whole-grain roll (1 oz eq). Servings that contain less than $\frac{1}{8}$ oz eq of grains do not credit.

If a menu item contains less than the full serving of the grains component, the meal must include additional grains to meet the full serving. For example, the breakfast meal pattern requires 2 oz eq of the grains component. If a menu item contains 1 oz eq of grains, the menu planner must include another menu item with at least 1 oz eq of grains to provide the full serving.

When crediting menu items toward the grains component, menu planners must round down to the nearest $\frac{1}{4}$ oz eq. For example, a standardized recipe or commercial product that contains 0.49 oz eq of grains per serving credits as 0.25 oz eq of the grains component.

Part C: Serving Size

USDA's Exhibit A Chart

The USDA's document, [Exhibit A: Grain Requirements for Child Nutrition Programs](#), summarizes the grain oz eq for nine groups (A-I) of creditable grain foods. Each group contains products with similar grain content. The amount of a creditable grain food that provides 1 oz eq varies because different types of foods contain different amounts of creditable grains.

- **Groups A-E** include baked goods, such as crackers, animal and graham crackers, breads, rolls, taco shells, muffins, waffles, and pancakes. The amount that provides 1 oz eq ranges from 22 grams (0.8 ounce) for foods in group A to 69 grams (2.4 ounces) for foods in group E. **Note:** Foods in groups F and G (grain-based desserts) do not credit as the grains component in the CACFP meal patterns. For more information, refer to “[Grain-based Desserts](#)” in “Part A: Grain Crediting Requirements.”
- **Group H** includes cereal grains, such as pasta, cooked breakfast cereals, and other cereal grains, e.g., amaranth, barley, buckwheat, cornmeal, corn grits, farina, kasha, millet, oats, quinoa, wheat berries, and rolled wheat. These foods require ½ cup cooked or 28 grams (1 ounce) dry to credit as 1 oz eq of the grains component. **Note:** Cereal grains typically credit based on the cooked serving, but menu planners may choose to credit cereal grains using the dry uncooked weight. Dry cereal grains used as an ingredient in a recipe (such as rolled oats in bread) require 16 grams of creditable grains to credit as 1 oz eq of the grains component. For guidance on crediting cooked breakfast cereals, refer to the CSDE's resource, [Crediting Breakfast Cereals in the Child and Adult Care Food Program](#).
- **Group I** includes RTE cold breakfast cereals. These foods require 1 ounce (28 grams) to credit as 1 oz eq of the grains component. A 1-ounce serving equals 1 cup of flaked or round cereal, 1½ cups of puffed cereal, and ¼ cup of granola. For guidance on crediting RTE breakfast cereals, refer to the CSDE's resource, [Crediting Breakfast Cereals in the Child and Adult Care Food Program](#).

The Exhibit A grain quantities are not the same for all Child Nutrition Programs because the meal patterns are different. The CSDE's resource, [Grain Ounce Equivalents for the Child and Adult Care Food Program](#), lists the Exhibit A grain oz eq that apply to the CACFP meal patterns. Groups F and G (grain-based desserts) are not included because grain-based desserts do not credit as the grains component in the preschool meal patterns.

Part C: Serving Size

Methods to Determine Oz Eq

The USDA allows two methods for determining the oz eq of creditable grain products and recipes. Menu planners may use either method but must document the crediting information for commercial products and foods made from scratch. These methods are summarized below. For detailed guidance, refer to the CSDE's resource, [Calculation Methods for Grain Ounce Equivalents in the Child and Adult Care Food Program](#).

Method 1: Weight or volume (USDA's Exhibit A chart)

Method 1 uses the USDA's chart, [Exhibit A: Grain Requirements for Child Nutrition Programs](#) (Exhibit A) to determine the required weight (groups A-E) or volume (groups H-I) for the grain group where the commercial product or standardized recipe belongs. This method is used for commercial grain products and may also be used for recipes if the menu planner knows the weight (grams or ounces) of the prepared (cooked) serving.

For detailed guidance on determining the oz eq of a grain menu item, refer to the CSDE's resources, [Calculation Methods for Grain Ounce Equivalents in the Child and Adult Care Food Program](#) and [How to Use the Grain Ounce Equivalents Chart for the Child and Adult Care Food Program](#).

Method 2: Creditable grains

Method 2 determines the oz eq for creditable grain products and recipes by calculating the total weight (grams) of creditable grains per serving. This method is used for recipes and may also be used for commercial grain products with a PFS stating the weight of creditable grains per serving. The required grams of creditable grains for 1 oz eq depend on whether the grain food is enriched or WGR.

- **Creditable foods:** To credit as 1 oz eq of the grains component, foods in groups A-E of the USDA's Exhibit A chart must contain 16 grams of creditable grains and foods in groups H-I must contain 28 grams of creditable grains.
- **WGR foods:** To credit as 1 oz eq of a WGR food, foods in groups A-E of the USDA's Exhibit A chart must contain 16 grams of creditable grains (including at least 8 grams of whole grains) and foods in groups H-I must contain 28 grams of creditable grains (including at least 14 grams of whole grains).

For commercial products, adult day care centers must obtain a PFS from the manufacturer that documents the weight of the creditable grains per serving (refer to "[Documentation for Commercial Products](#)" in section 2). For guidance on evaluating a grain product's PFS, refer

Part C: Serving Size

to section 6 of the CSDE's *Guide to Meeting the Whole Grain-rich Requirement for the Child and Adult Care Food Program*.

For foods made from scratch, adult day care centers must have a recipe on file that indicates the weight of each grain ingredient (refer to “[Standardized Recipes](#)” in section 2). The grams of creditable grains per serving are determined from the weight of each grain ingredient listed in the recipe. If the recipe lists grain ingredients only by volume (e.g., cups and quarts), the CACFP facility must calculate the equivalent weight (grams) for each grain ingredient.

When method 2 is required for commercial products

Adult day care centers may need to obtain additional information to determine the crediting information for some commercial grain products. A PFS is required for commercial products when any of the situations below apply. If the manufacturer will not supply a PFS, or the PFS does not provide the appropriate documentation, the product cannot credit as the grains component in the CACFP.

- The first ingredient is not a creditable grain, but the product contains more than one creditable grain. The PFS must indicate that the combined weight of all creditable grains is the greatest ingredient by weight.
- *Applies only to WGR foods:* The first ingredient is not a whole grain, but the product contains more than one whole grain. The PFS must indicate that the combined weight of all whole grains is the greatest ingredient by weight.
- *Applies only to WGR foods:* The first ingredient is a whole grain, and the product contains two or more enriched grains. The PFS must indicate that the weight of the whole grain is equal to more than the combined weight of the enriched grains.
- *Applies only to WGR foods:* The first ingredient is a flour blend of whole and enriched flour. The PFS must indicate one of the following: 1) the whole grain content is at least 8 grams per oz eq (groups A-E); or 2) the weight of the whole grain in the flour blend is more than the first ingredient (excluding water) listed *after* the flour blend.
- A combination food that contains a grain portion does not have a CN label. The PFS must indicate the following: 1) the weight (grams) of each creditable grain per serving; and 2) how the product provides that amount according to the FBG or USDA's regulations, guidance, or policies.

Part C: Serving Size

- The manufacturer claims that the product’s serving size is less than the required weight or volume in the USDA’s Exhibit A chart. The PFS must indicate the following: 1) the weight (grams) of each creditable grain per serving; and 2) how the product provides that amount according to the FBG or USDA’s regulations, guidance, or policies.
- The product is not listed in the USDA’s Exhibit A chart. The PFS must indicate the following: 1) the weight (grams) of each creditable grain per serving; and 2) how the product provides that amount according to the FBG or USDA’s regulations, guidance, or policies.

For specific guidance and examples, refer to the CSDE’s resource, *When Commercial Grain Products Require a Product Formulation Statement to Credit in the Child and Adult Care Food Program*. The CSDE will review crediting documentation during the Administrative Review of the CACFP. For more information, refer to “[Documentation for Commercial Products](#)” in section 2.

Grain crediting tools

The tools below help menu planners determine the oz eq contribution of creditable grain products and recipes.

- **USDA’s Exhibit A Grains Tool for commercial grain products:** This [online tool](#) of the USDA’s FBG determines the oz eq of commercial grain products. For more information, watch the USDA’s webinars, *Exhibit A Grains Tool to the Rescue* and *How to Maximize the Exhibit A Grains Tool*.
- **USDA’s Recipe Analysis Workbook:** The FBG’s online [Recipe Analysis Workbook](#) allows menu planners to search for ingredients, develop a standardized recipe, and determine the recipe’s meal pattern contribution per serving. To access this tool, users must create a free account on the USDA’s FBG website.
- **CSDE’s How to Use the Grain Ounce Equivalents Chart for the CACFP:** The CSDE’s resource, *How to Use the Grain Ounce Equivalents Chart for the Child and Adult Care Food Program*, reviews the steps for using the Exhibit A quantities to determine the meal pattern contribution of three types of commercial grain products and recipes. These include grain menu items in groups A-E that contain multiple small pieces per serving (e.g., crackers, hard pretzels, and animal crackers), multiple large pieces per serving (e.g., pancakes, slices of bread, and waffles), and one piece per serving (e.g., muffins, bagels, and rolls).

Part C: Serving Size

- **CSDE’s CACFP crediting worksheets:** These Excel worksheets determine if grain products and recipes meet the CACFP crediting requirements and WGR criteria, and calculate the oz eq contribution of the serving.
 - Adult Center Worksheet 1: Crediting Commercial Grains in the Child and Adult Care Food Program
 - Adult Center Worksheet 4: Crediting Family-size Recipes for Grains in the Child and Adult Care Food Program
 - Adult Center Worksheet 5: Crediting Quantity Recipes for Grains in the Child and Adult Care Food Program

The grain crediting worksheets are available in the “[Documents/Forms](#)” section of the CSDE’s Crediting Foods in CACFP Adult Day Care Centers webpage.



Part C: Serving Size

Crediting Considerations for Bread

Menu planners should consider the crediting requirements below when determining the appropriate serving size for grain products and recipes.

Crediting one slice of bread

Bread is in group B of the USDA's Exhibit A chart and requires 1 ounce (28 grams) to credit as 1 oz eq of the grains component. The weight of one slice of bread varies greatly among different types of bread products. For many types of breads, one slice weighs more or less than 1 ounce.

Menu planners must check the serving size on the Nutrition Facts label to determine the weight of one slice of bread, which is required to calculate the oz eq contribution per slice. To determine the weight of one slice, divide the serving weight by the number of slices per serving, the round down to the nearest $\frac{1}{4}$ oz eq (refer to “[Meeting the Required Grain Servings](#)” in this section). The example below illustrates this calculation.

The serving size for a multigrain bread is 2 slices and weighs 44 grams, which equals 22 grams per slice. Since 22 grams is less than 28 grams, one slice of bread does not credit as 1 oz eq of the grains component.

To determine the grain oz eq per slice, divide the grams per slice by 28. For this multigrain bread, 22 grams divided by 28 grams equals 0.78 oz eq, which rounds down to 0.75 oz eq of the grains component.

Multigrain Bread	
Nutrition Facts	
Serving Size	2 slices (44g)
Servings per container	about 26
Amount per serving	
Calories	45



Part C: Serving Size**Crediting sandwiches with two slices of bread**

The oz eq contribution of a sandwich is determined by adding the weight of both slices together before rounding down to the nearest $\frac{1}{4}$ oz eq. The example below illustrates this calculation.

A sandwich contains two slices of WGR bread. Each slice weighs 26 grams. To determine the total weight of the bread, multiply 26 grams by 2, which equals 52 grams.



Bread (group B) requires 1 ounce (28 grams) to credit as 1 oz eq of the grains component. Divide the weight of the bread (52 grams) by 28, which equals 1.86 oz eq. Round down to the nearest $\frac{1}{4}$ oz eq, which equals 1.75 oz eq.

If the menu planner rounds down the weight of each slice first, the crediting is incorrect. This would equal 1.5 oz eq per sandwich (26 grams divided by 28 equals 0.93, which rounds down to 0.75 oz eq per slice).

Resources for Oz Eq

The resources below assist menu planners with determining the oz eq contribution of a grain product or recipe.

- CACFP Grains Ounce Equivalents Resources (USDA):
<https://www.fns.usda.gov/tn/grains-ounce-equivalents-resources-cacfp>
- Calculation Methods for Grain Ounce Equivalents in the Child and Adult Care Food Program (CSDE)
https://portal.ct.gov/-/media/SDE/Nutrition/CACFP/Crediting/Grain_Calculation_CACFP_Oz_Eq.pdf
- Exhibit A Grains Tool to the Rescue (USDA Webinar):
<https://www.fns.usda.gov/tn/exhibit-grains-tool-rescue>
- Exhibit A: Grain Requirements for Child Nutrition Programs (USDA):
<https://foodbuyingguide.fns.usda.gov/Content/TablesFBG/ExhibitA.pdf>

Part C: Serving Size

- Food Buying Guide Exhibit A Grains Tool (USDA):
<https://foodbuyingguide.fns.usda.gov/ExhibitATool/Index>
- Grain Ounce Equivalents for the CACFP (CSDE):
https://portal.ct.gov/-/media/SDE/Nutrition/CACFP/Crediting/Grain_Oz_Eq_CACFP.pdf
- How to Maximize the Exhibit A Grains Tool (USDA Webinar):
<https://www.fns.usda.gov/tn/how-maximize-exhibit-grains-tool>
- How to Use the Grain Ounce Equivalents Chart for the Child and Adult Care Food Program (CSDE):
https://portal.ct.gov/-/media/SDE/Nutrition/CACFP/Crediting/How_to_Use_Ounce_Equivalents_Chart_CACFP.pdf
- Using Ounce Equivalents for Grains in the Child and Adult Care Food Program (USDA handouts in English and Spanish):
<https://www.fns.usda.gov/tn/using-ounce-equivalents-grains-cacfp>
- When Commercial Grain Products Require a Product Formulation Statement to Credit in the Child and Adult Care Food Program (CSDE):
https://portal.ct.gov/-/media/SDE/Nutrition/CACFP/Crediting/When_Commercial_Grain_Products_Require_PFS_CACFP.pdf

For additional resources, visit the “[Grains Component for CACFP Adult Day Care Centers](#)” section of the CSDE’s [Crediting Foods in CACFP Adult Day Care Centers](#) webpage.

Part C: Serving Size



4 — Meal Service

This section addresses the meal service requirements for the CACFP, including congregate settings, family-style meal service, participants' intent to participate in the meal service, meals consumed off site, offer versus serve (OVS), and family-provided foods for medical reasons.

Congregate Setting

All meals provided through the CACFP must be consumed in a congregate setting. All participants in adult day care centers must eat their meals together in a central location. If an adult day care center has more than one room where meals can be served, contact the CSDE for compliance information (refer to “[CSDE Contact Information](#)” at the beginning of this guide).

Family-style Meal Service

Family style is an optional type of meal service that allows participants to serve themselves from communal platters or bowls of food with assistance from supervising staff members, if needed. Unlike other types of meal service (such as cafeteria lines, vended meals, pre-plated service, and OVS), family-style meals allow some latitude in the initial serving sizes of food because additional servings of each food are readily available at each table and more can be served at any time.

Table 4-1 compares the requirements and best practices for pre-plated or unitized meals and family-style meals.

Table 4-1. Comparison of meal service methods for adult day care centers

Pre-plated or unitized meal service: The minimum portion sizes of all meal pattern components are pre-plated or packaged as a unit.

Requirements	<ul style="list-style-type: none"> The meal or snack must provide the minimum portion size of all required components at the same time.
Best practices	<ul style="list-style-type: none"> Prepare plates and cups before participants are seated. Measure out portions with appropriate serving utensils, e.g., scoops (dishers) and serving spoons. For more information, visit the “Portion Control” section of the CSDE’s Crediting Foods in CACFP Adult Day Care Centers webpage). Provide supervising staff members with appropriate training and guidance to ensure portions meet the minimum requirements. Examples of resources include the CACFP adult meal patterns, crediting guides, completed menu forms, production records, and standardized recipes. Refer to section 5 for resources.

Family-style meal service: Participants serve themselves from common platters of food with assistance, if needed, from supervising staff members who sit with the participants. ¹

Requirements	<ul style="list-style-type: none"> Foods must be served in communal bowls or dishes. The minimum portion sizes of prepared foods and milk must be available for each participant at the table, and supervising staff members who eat with the participants. Participants must be allowed to serve the food components themselves. Supervising staff members are responsible for actively encouraging (but not requiring) each participant to serve themselves the full-required portion. If a participant refuses or takes less than the full-required portion, the supervising adult should offer the component to the participant again.
Best practices	<ul style="list-style-type: none"> Place components in communal bowls or dishes on the table before participants are seated. Use appropriately sized bowls, dishes, and serving utensils (such as tongs or spoons) for participants to serve themselves. Have staff sit with the participants and assist with serving, as needed.

¹ The implementation of family-style meal service might not be practical in adult day care centers due to individual participant restrictions.

Requirements for family-style meal service

The implementation of family-style meal service might not be practical in adult day care centers due to individual participant restrictions. Adult day care centers that choose to implement family-style meal service must follow the guidelines below to ensure compliance and eligibility for reimbursement.

- **Offering minimum portions:** A sufficient amount of prepared food and the appropriate type of milk (unflavored low-fat, unflavored fat-free, or flavored fat-free) must be placed on each table to provide the full serving (minimum meal pattern amount) of each food component for all participants at the table, and to accommodate supervising staff members who eat with the participants. The example below illustrates this requirement.
 - The CACFP lunch menu provides the required $\frac{1}{2}$ -cup serving of the fruits component from $\frac{1}{2}$ cup of sliced apples. If a supervising adult sits with three participants at the table, at least $\frac{1}{2}$ cup of sliced apples must be available for each person. Therefore, the communal serving plate or bowl on the table must contain at least 2 cups of apple slices.
 - The CACFP adult breakfast and lunch meal patterns require 1 cup of milk (unflavored low-fat, unflavored fat-free, or flavored fat-free). If a supervising adult sits with three participants at the table, at least 1 cup of milk must be available for each person. Therefore, the pitcher on the table must contain at least 4 cups of milk; or that amount must be readily available nearby. If the required amount of milk makes the pitcher too heavy, the pitcher can initially contain less milk if the remaining required quantity is readily available nearby.
- **Offering food components:** Family-style meal service allows participants to make choices in selecting foods and the size of initial servings. Supervising staff members should initially offer all participants the full serving of each food component. Participants should be encouraged to take the full serving, but they are not required to self-serve or consume the full serving. Adult day care centers may still claim the meal for reimbursement if a participant refuses a component or takes a smaller amount of a component. Supervising staff members should encourage additional portions and selections to meet the full serving, as appropriate.
- **Self-service:** Participants must be allowed to serve themselves in family-style meal service. Supervising staff members may assist participants as needed.

- **Role of supervising staff members:** During the meal, the supervising staff members are responsible for actively encouraging each participant to accept service of the full-required portion of each food component. For example, if a participant initially refuses a food component or does not accept the full-required portion, the supervising staff member should offer the food component to the participant again.
- **Second meals and servings:** Second meals and second servings cannot be claimed for reimbursement.

Meals that follow these guidelines are reimbursable, even if supervising staff members do not eat with the participants. For more information, refer to [USDA Memo CACFP 05-2017: Offer Versus Serve and Family Style Meals in the Child and Adult Care Food Program](#).

Intent to Participate in the Meal Service

For adult day care centers to claim meals and snacks for reimbursement, enrolled adults attending the day care center must participate in the meal service or have the intent to participate in the meal service. An adult who makes no attempt (i.e., has no intent) to join other adults at the meal or snack cannot be included in the reimbursable meal count, even if he or she was asked by the staff to participate.

The CACFP regulations allow for reimbursement of meals that are served to and eaten by participants. They do not allow for reimbursement of ordered or plated meals. If an adult day care center uses pre-plated meals, or staff members serve the participants, it may be difficult to judge the adult's intent to participate in the meal service.

If an enrolled participant refuses a meal that is pre-plated or served by a staff member, the adult day care center cannot claim the meal for reimbursement. The participant must show intent to eat, such as coming willingly to the table; helping himself or herself to food or asking to be served; and attempting to eat the meal. The participant does not have to **eat** meal for the adult day care center to claim reimbursement, but the participant must demonstrate the **intent** to eat.

When an enrolled adult who clearly has no intent to participate is forced to come to the table or forced to put food on his or her plate, the adult day care center cannot claim the meal for reimbursement. An enrolled adult might not have the intent to participate in a meal for many reasons, such as being sick, tired, or upset. The scenarios in table 4-2 illustrate the principle of a participant's intent to eat and when CACFP meals can be claimed.

Table 4-2. Examples of participant's intent to eat

Scenario	Can the adult day care center claim the meal?
A participant typically chooses not to participate in the meal service. A staff member forces the adult to come and sit at the table and serves the adult some food. The adult does not eat.	<p>No. The adult day care center cannot claim the meal for reimbursement because the adult has not chosen (i.e., has no intent) to participate in the meal. Since the staff member knows this adult typically does not eat, it would be clear that the adult did not intend to participate.</p> <p>If the adult willingly comes to the table and chooses to take a serving of food, but then does not eat, the meal would be reimbursable. In this case, the adult has the intent to eat, even if he or she did not follow through.</p>
At snack time, a participant is upset. A staff member asks her to come to the table and she refuses.	No. The adult day care center cannot claim the meal for reimbursement because the adult has chosen not to participate.
A participant willingly comes to the table at mealtime. He helps himself to several meal components, takes one bite, and then stops eating because he does not feel well.	Yes. The adult day care center may claim the meal for reimbursement because the adult chose to participate and had the intent to eat, even though he changed his mind when he did not feel well.
A participant gets sick just before lunch, and does not participate in the meal service.	No. The adult day care center cannot claim the meal for reimbursement because the adult does not have the intent to participate in the meal.

Meals Consumed Off-site

Adult day care centers receive reimbursement for meals and snacks that meet the meal patterns and are served to participants on the premises. A meal consumed off-site is not reimbursable because a participant who has left the premises is no longer participating in the activities of the institution.

If a participant leaves the meal service early, uneaten meal or snack components cannot be packed “to go.” By leaving the facility and consuming the food off-site, the participant is not participating in the meal or snack service with the rest of the group. Adult day care centers cannot claim these meals and snacks for reimbursement.

The CACFP is a congregate feeding program intended to provide meals that are consumed on-site, unless participants are on an approved field trip. Meals served on field trips are reimbursable if they meet the CACFP adult meal patterns and are served and consumed as part of a related function of the adult day care center.

Offer versus Serve

Offer versus serve (OVS) is an optional approach to menu planning and meal service that allows participants to decline some of the foods offered in a reimbursable breakfast, lunch, or supper. OVS is not allowed at snack. Table 4-3 indicates what the adult day care center must offer and what participants must select when implementing OVS.

Adult day care centers should not implement OVS with participants who are unable to select their own food, or for centers that use a pre-plated meal delivery system. Adult day care centers that choose to use OVS must notify the CSDE and receive approval prior to beginning implementation.

Adult day care centers may claim meals for reimbursement only if they comply with the CACFP adult meal patterns or the OVS requirements. All personnel involved with meal service must be trained to recognize the required components of the CACFP adult meal patterns. Adult day care centers that implement OVS must provide staff members with additional training on recognizing a reimbursable meal. Meal counts must be recorded at the

point of service (i.e., as the participants are seated and eating), and the adult day care center can only claim meals that are eligible for reimbursement.

Table 4-3. OVS requirements for CACFP adult day care centers ¹		
Meal	Center must offer	Participants must select
Lunch	Five food components ⁴ <ol style="list-style-type: none"> 1. Milk 2. Fruits 3. Vegetables 4. Grains 5. MMA 	At least three food components (can decline any two food components)
Supper	Four food components ⁴ <ol style="list-style-type: none"> 1. Fruits 2. Vegetables 3. Grains 4. MMA 	At least three food components (can decline any one food component)
¹ Adult day care centers must notify the CSDE and receive approval prior to beginning OVS implementation. ² Each food item must provide the full serving indicated in the CACFP adult breakfast meal pattern. ³ The fourth food item may be a MMA item (1 ounce), a different vegetable or fruit item (½ cup), or a different grain item (1 serving). ⁴ Each food component must provide the full serving indicated in the CACFP adult lunch and supper meal pattern.		

For more information, refer to the CSDE's resource, [Offer versus Serve in CACFP Adult Day Care Centers](#), and [USDA Memo CACFP 05-2017: Offer Versus Serve and Family Style Meals in the Child and Adult Care Food Program](#).

Meal Components Provided by Participants or Guardians/Caregivers for Medical or Special Dietary Needs

Adult day care centers may choose whether to allow participants or their guardians/caregivers to provide meal components as part of reimbursable meals for participants with or without a disability. The meal components of the CACFP adult meal patterns include milk, fruits, vegetables, grains, and MMA. For guidance on the requirements for each component, refer to [section 3](#).

Section [7 CFR 226.20\(g\)](#) of the CACFP regulations addresses the requirements for meal components provided by participants or their guardians/caregivers. The requirements for these meal components depend on whether the participant has a disability that restricts their diet.

Participants with a disability

The CACFP regulations ([7 CFR 226.20\(g\)\(1\)\(ii\)](#)) allow participants or their guardians/caregivers to supply one or more components of a reimbursable meal for a participant with a disability. The adult day care center must provide at least one required meal component. A meal that meets these requirements is reimbursable.

Adult day care centers cannot require participants or their guardians/caregivers to supply one or more components of a reimbursable meal for a participant with a disability. Adult day care centers are responsible for providing appropriate meal modifications for participants with a disability based on the medical statement from a recognized medical authority.

Participants without a disability

The CACFP regulations ([7 CFR 226.20\(g\)\(2\)\(ii\)](#)) allow participants or their guardians/caregivers to supply one component of a reimbursable meal for a participant without a disability. This substitution may be due to medical needs or special dietary needs, such as food preferences or restrictions due to religious, ethnic, moral, or other reasons. The term “special dietary needs” is purposely broad to cover an array of possible situations that are not strictly disabilities but may impact or restrict a participant’s diet. The requirements for reimbursable meals depend on whether the substitution provided by the participant/guardian/caregiver is within or outside the CACFP adult meal patterns.

- **Substitutions within CACFP adult meal patterns:** Meals are reimbursable when the participant/guardian/caregiver provides one substitution that meets the CACFP adult meal patterns. A medical statement is not required for substitutions provided by a participant/guardian/caregiver that are within the CACFP adult meal patterns. An example is substituting one type of fruit for another, such as pears for peaches. The

adult day care center must provide the participant with the remaining required CACFP meal pattern components for a reimbursable meal.

- **Substitutions outside CACFP adult meal patterns:** When the substitution provided by the participant/guardian/caregiver does not meet the CACFP adult meal patterns, adult day care centers must obtain a medical statement signed by a recognized medical authority for the meal to be reimbursable. The adult day care center must provide the participant with the remaining required CACFP meal pattern components for a reimbursable meal.

If the substitution provided by the participant/guardian/caregiver does not meet the CACFP adult meal pattern requirements and a medical statement is not provided, that food or beverage is a noncreditable food offered in addition to the reimbursable meal (refer to “[Noncreditable Foods](#)” in section 3). The adult day care center must provide the participant with all required CACFP meal pattern components for a reimbursable meal.

Required documentation for meals

The adult day care center must be approved by the CSDE to claim reimbursement for meals with foods or beverages provided by a participant or their guardian/caregiver. The adult day care center must submit a written request to the CSDE that includes the information below.

1. Detail the participant’s medical or special dietary need that requires a meal component provided by the participant or their guardian/caregiver. If the substitution does not meet the CACFP adult meal patterns, attach a copy of the medical statement signed by the participant’s recognized medical authority. For guidance on the requirements for medical statements, refer to the CSDE’s [Guide to Meal Modifications in CACFP Adult Day Care Centers](#), and visit the “[Medical Statements for CACFP Adult Day Care Centers](#)” section of the CSDE’s Special Diets in CACFP Child Care Programs webpage.
2. Indicate the specific foods and beverages that will be provided by the participant or their guardian/caregiver and the meal pattern components to which they belong.
Note: Participants or their guardians/caregivers may supply one or more meal components for a participant with a disability but no more than one meal component for a participant without a disability.
3. Include a statement of assurance that the adult day care center will serve all other required meal components of the reimbursable meal.

If the request is approved, the CSDE will issue a written response for the acceptable meal components provided by the participant or their guardian/caregiver. This CSDE approval

applies only to the individual participant for whom the request has been granted. The adult day care center must maintain this approval on file with the participant's other medical records.

Food safety considerations

When determining whether to allow foods brought from home, adult day care centers must consider food safety issues and the liability that might arise if a participant gets a foodborne illness. The FDA Food Code applies to all foods served in adult day care centers, regardless of whether they are prepared on site or brought from home.

The FDA Food Code requires that all foods served in food service establishments must be from an approved source (i.e., commercial supplies under regulatory control) and transported properly at required temperatures. Foods sent into the adult day care center from a private home have not originated from an approved source.

Adult day care centers cannot ensure that foods brought from home are safe from microbial contamination or cross-contact with potential food allergens. There are potential liability issues if adult day care centers serve foods that have not been directly received from a regulated source (such as an approved food service vendor) or stored, cooked, and served by trained food service personnel.

Adult day care centers that choose to allow participants and their guardians/caregivers to provide meal components should have policies in place to address food safety standards. These policies should include:

- clearly labeling all foods with the participant's name, date, and type of food;
- storing foods at an appropriate temperature until they are eaten; and
- prohibiting participants from sharing foods with other participants.

For information on the USDA's requirements for meal modifications, refer to the CSDE's [*Guide to Meal Modifications in CACFP Adult Day Care Centers*](#).

5 — Resources

This section includes links to resources and websites that assist adult day care centers with meeting the CACFP meal patterns and crediting requirements. Topics include crediting and meal pattern components, CSDE guides and resource lists, meal patterns and menu planning, and USDA regulations and policy. More links to information on the federal and state requirements and guidance for the CACFP are available on the CSDE's [Program Guidance for CACFP Adult Day Care Centers](#) webpage. For a comprehensive list of resources on the CACFP meal patterns and crediting requirements, refer to the CSDE's *Resources for the Child and Adult Care Food Program Meal Patterns*.

Crediting Requirements and Documentation

Accepting Processed Product Documentation in the Child and Adult Care Food Program (CSDE):

https://portal.ct.gov/-/media/SDE/Nutrition/CACFP/Crediting/Accepting_Processed_Product_Documentation_CACFP.pdf

Checklist for Evaluating Manufacturer Product Formulation Statements (Product Analysis) for Meat/Meat Alternate (M/MA) Products (USDA):

https://fns-prod.azureedge.us/sites/default/files/reviewer_checklist.pdf

Crediting Foods in CACFP Adult Day Care Centers (CSDE webpage):

<https://portal.ct.gov/SDE/Nutrition/Crediting-Foods-in-CACFP-Adult-Day-Care-Centers/Documents>

Crediting Summary Charts for the Child and Adult Care Food Program Adult Meal Patterns (CSDE):

https://portal.ct.gov/-/media/SDE/Nutrition/CACFP/Crediting/Crediting_Summary_Charts_CACFP_Adults.pdf

Crediting Updates for Child Nutrition Programs: Be in the Know! Webinar Series (USDA):

<https://www.fns.usda.gov/tn/crediting-updates-child-nutrition-programs-be-know-webinar-series>

Crediting Worksheets for CACFP Adult Day Care Centers (“Documents/Forms” section of CSDE’s Crediting Foods in CACFP Adult Day Care Centers webpage):

<https://portal.ct.gov/SDE/Nutrition/Crediting-Foods-in-CACFP-Adult-Day-Care-Centers/Documents#CreditingWorksheets>

Food Buying Guide for Child Nutrition Programs (USDA):

<https://www.fns.usda.gov/tn/food-buying-guide-for-child-nutrition-programs>

Food Buying Guide for Child Nutrition Programs: Training Resources (USDA):

<https://www.fns.usda.gov/tn/food-buying-guide-training-resources>

Noncreditable Foods for Adult Day Care Centers in the Child and Adult Care Food Program (CSDE):

https://portal.ct.gov/-/media/SDE/Nutrition/CACFP/Crediting/Noncreditable_Foods_Adults_CACFP.pdf

Recipe Analysis Workbook (USDA's Food Buying Guide for Child Nutrition Programs):

<https://www.fns.usda.gov/tn/food-buying-guide-interactive-web-based-tool>

Standardized Recipe Form for the Child and Adult Care Food Program (CSDE):

https://portal.ct.gov/-/media/SDE/Nutrition/CACFP/Crediting/Standardized_Recipe_Form_CACFP.docx

Standardized Recipes (CSDE's Crediting Foods in CACFP Adult Day Care Centers webpage):

<https://portal.ct.gov/SDE/Nutrition/Crediting-Foods-in-CACFP-Adult-Day-Care-Centers/Documents#StandardizedRecipes>

Tips for Evaluating a Manufacturer's Product Formulation Statement (USDA):

<https://www.fns.usda.gov/sites/default/files/resource-files/manufacturePFStipsheet.pdf>

USDA Memo SP 11-2015 v2, CACFP 10-2015, and SFSP 13-2015: CN Labels Copied with a Watermark Acceptable Documentation:

<https://www.fns.usda.gov/cn-labels-copied-watermark-acceptable-documentation>

USDA Memo SP 27-2015, CACFP 09-2015, and SFSP 12-2015: Administrative Review Process Regarding the Child Nutrition (CN) Label, Watermarked CN Label and Manufacturer's Product Formulation Statement:

<https://www.fns.usda.gov/administrative-review-process-regarding-child-nutrition-cn-label-watermarked-cn-label-and>

USDA Memo TA 07-2010 (v.3): Guidance for Accepting Processed Product Documentation for Meal Pattern Requirements:

<https://fns-prod.azureedge.us/sites/default/files/resource-files/TA07-2010v3os.pdf>

Using Child Nutrition (CN) Labels in the Child and Adult Care Food Program (CSDE):

https://portal.ct.gov/-/media/SDE/Nutrition/CACFP/Crediting/Using_CN_labels_CACFP.pdf

Using Product Formulation Statements in the Child and Adult Care Food Program (CSDE):

http://portal.ct.gov/-/media/SDE/Nutrition/CACFP/Crediting/Using_Product_Formulation_Statements_CACFP.pdf

Using the Nutrition Facts Label in the CACFP (USDA handouts in English and Spanish):

<https://www.fns.usda.gov/tn/using-nutrition-facts-label-cacfp>

Yield Study Data Form for Child Nutrition Programs (CSDE):

[https://portal.ct.gov/-/media/SDE/Nutrition/NSLP/](https://portal.ct.gov/-/media/SDE/Nutrition/NSLP/Crediting/Yield_Study_Form.pdf)

[Crediting/Yield_Study_Form.pdf](https://portal.ct.gov/-/media/SDE/Nutrition/NSLP/Crediting/Yield_Study_Form.pdf)

CSDE Guides

Guide to Meal Modifications in CACFP Adult Day Care Centers:

[https://portal.ct.gov/-/media/SDE/Nutrition/CACFP/SpecDiet/](https://portal.ct.gov/-/media/SDE/Nutrition/CACFP/SpecDiet/Guide_Special_Diets_CACFP_Adults.pdf)

[Guide_Special_Diets_CACFP_Adults.pdf](https://portal.ct.gov/-/media/SDE/Nutrition/CACFP/SpecDiet/Guide_Special_Diets_CACFP_Adults.pdf)

Guide to Meeting the Meal Pattern Requirements for CACFP Adult Day Care Centers:

[https://portal.ct.gov/-/media/SDE/Nutrition/CACFP/MealPattern/](https://portal.ct.gov/-/media/SDE/Nutrition/CACFP/MealPattern/Guide_CACFP_Meal_Patterns_Adults.pdf)

[Guide_CACFP_Meal_Patterns_Adults.pdf](https://portal.ct.gov/-/media/SDE/Nutrition/CACFP/MealPattern/Guide_CACFP_Meal_Patterns_Adults.pdf)

CSDE Resource Lists

Resource List for Child Nutrition Programs (CSDE):

[https://portal.ct.gov/-/media/SDE/Nutrition/Resources/](https://portal.ct.gov/-/media/SDE/Nutrition/Resources/Resources_Child_Nutrition_Programs.pdf)

[Resources_Child_Nutrition_Programs.pdf](https://portal.ct.gov/-/media/SDE/Nutrition/Resources/Resources_Child_Nutrition_Programs.pdf)

Resource List for Competitive Foods (CSDE):

[https://portal.ct.gov/-/media/SDE/Nutrition/Resources/](https://portal.ct.gov/-/media/SDE/Nutrition/Resources/Resources_Competitive_Foods.pdf)

[Resources_Competitive_Foods.pdf](https://portal.ct.gov/-/media/SDE/Nutrition/Resources/Resources_Competitive_Foods.pdf)

Resource List for Dietary Guidance and Nutrition Information (CSDE):

[https://portal.ct.gov/-/media/SDE/Nutrition/Resources/](https://portal.ct.gov/-/media/SDE/Nutrition/Resources/Resources_Dietary_Guidance.pdf)

[Resources_Dietary_Guidance.pdf](https://portal.ct.gov/-/media/SDE/Nutrition/Resources/Resources_Dietary_Guidance.pdf)

Resource List for Food Safety in Child Nutrition Programs (CSDE):

https://portal.ct.gov/-/media/SDE/Nutrition/Resources/Resources_Food_Safety.pdf

Resource List for Health and Achievement (CSDE):

https://portal.ct.gov/-/media/SDE/Nutrition/Resources/Resources_Achievement.pdf

Resource List for Menu Planning and Food Production in Child Nutrition Programs (CSDE):

[https://portal.ct.gov/-/media/SDE/Nutrition/Resources/](https://portal.ct.gov/-/media/SDE/Nutrition/Resources/Resources_Menu_Planning.pdf)

[Resources_Menu_Planning.pdf](https://portal.ct.gov/-/media/SDE/Nutrition/Resources/Resources_Menu_Planning.pdf)

Resource List for Nutrition Education (CSDE):

[https://portal.ct.gov/-/media/SDE/Nutrition/Resources/](https://portal.ct.gov/-/media/SDE/Nutrition/Resources/Resources_Nutrition_Education.pdf)

[Resources_Nutrition_Education.pdf](https://portal.ct.gov/-/media/SDE/Nutrition/Resources/Resources_Nutrition_Education.pdf)

Resource List for Obesity Data and Preventions (CSDE):

https://portal.ct.gov/-/media/SDE/Nutrition/Resources/Resources_Obesity.pdf

Resource List for Physical Activity and Physical Education (CSDE):

<https://portal.ct.gov/-/media/SDE/Nutrition/Resources/ResourcesPhysicalActivity.pdf>

Resource List for Special Diets in Child Nutrition Programs (CSDE):

https://portal.ct.gov/-/media/SDE/Nutrition/Resources/Resources_Special_Diets.pdf

Resources for Child Nutrition Programs (CSDE webpage):

<https://portal.ct.gov/SDE/Nutrition/Resources-for-Child-Nutrition-Programs>

Resources for the Child and Adult Care Food Program Meal Patterns (CSDE):

https://portal.ct.gov/-/media/SDE/Nutrition/CACFP/MealPattern/Resources_CACFP_Meal_Patterns.pdf

Fruits Component

Crediting Juice in the Child and Adult Care Food Program (CSDE):

https://portal.ct.gov/-/media/SDE/Nutrition/CACFP/Crediting/Credit_Juice_CACFP.pdf

Crediting Smoothies in the Child and Adult Care Food Program (CSDE):

https://portal.ct.gov/-/media/SDE/Nutrition/CACFP/Crediting/Credit_Smoothies_CACFP.pdf

Fruits Component for CACFP Adult Day Care Centers (“Documents/Forms” section of CSDE’s Crediting Foods in CACFP Adult Day Care Centers webpage):

<https://portal.ct.gov/SDE/Nutrition/Crediting-Foods-in-CACFP-Adult-Day-Care-Centers/Documents#Fruits>

USDA Memo CACFP 09-2017: Vegetable and Fruit Requirements in the Child and Adult Care Food Program; Questions and Answers:

<https://www.fns.usda.gov/cacfp/vegetable-and-fruit-requirements-cacfp-qas>

USDA Memo SP 34-2019, CACFP 15-2019, and SFSP 15-2019: Crediting Coconut, Hominy, Corn Masa, and Masa Harina in the Child Nutrition Programs:

<https://www.fns.usda.gov/cn/crediting-coconut-hominy-corn-masa-and-masa-harina-child-nutrition-programs>

USDA Memo SP 40-2019, CACFP 17-2019, and SFSP 17-2019: Smoothies Offered in Child Nutrition Programs:

<https://www.fns.usda.gov/cn/smoothies-offered-child-nutrition-programs>

Grains Component

Adding Whole Grains to Your CACFP Menu – Handouts, training slides, and webinars in English and Spanish (USDA):

<https://www.fns.usda.gov/tn/adding-whole-grains-your-cacfp-menu>

CACFP Grains Ounce Equivalents Resources (USDA):

<https://www.fns.usda.gov/tn/grains-ounce-equivalents-resources-cacfp>

Calculating Sugar Limits for Breakfast Cereals in the CACFP (USDA handouts in English and Spanish):

<https://www.fns.usda.gov/tn/calculating-sugar-limits-breakfast-cereals-cacfp>

Calculating Sugar Limits for Yogurt in the CACFP (USDA handouts in English and Spanish):

<https://www.fns.usda.gov/tn/calculating-sugar-limits-yogurt-cacfp>

Calculation Methods for Grain Ounce Equivalents in the Child and Adult Care Food Program (CSDE):

https://portal.ct.gov/-/media/SDE/Nutrition/CACFP/Crediting/Grain_Calculation_CACFP_Oz_Eq.pdf

Choose Breakfast Cereals that are Lower in Sugar – Handouts, training slides, and webinars in English and Spanish (USDA):

<https://www.fns.usda.gov/tn/choose-breakfast-cereals-are-lower-sugar>

Crediting Breakfast Cereals in the Child and Adult Care Food Program (CSDE):

https://portal.ct.gov/-/media/SDE/Nutrition/CACFP/Crediting/Credit_Cereals_CACFP.pdf

Crediting Enriched Grains in the Child and Adult Care Food Program (CSDE):

https://portal.ct.gov/-/media/SDE/Nutrition/CACFP/Crediting/Credit_Enriched_Grains_CACFP.pdf

Crediting Single-Serving Packages of Grains in the CACFP (USDA handouts in English and Spanish):

<https://www.fns.usda.gov/tn/crediting-single-serving-packages-grains-cacfp>

Crediting Whole Grains in the Child and Adult Care Food Program (CSDE):

https://portal.ct.gov/-/media/SDE/Nutrition/CACFP/Crediting/Credit_Whole_Grains_CACFP.pdf

Exhibit A: Grain Requirements for Child Nutrition Programs (USDA):

<https://foodbuyingguide.fns.usda.gov/Content/TablesFBG/ExhibitA.pdf>

Food Buying Guide Exhibit A Grains Tool (USDA):

<https://foodbuyingguide.fns.usda.gov/ExhibitATool/Index>

Grain Ounce Equivalents for the Child and Adult Care Food Program (CSDE):

https://portal.ct.gov/-/media/SDE/Nutrition/CACFP/Crediting/Grain_Oz_Eq_CACFP.pdf

Grain-based Desserts in the CACFP (USDA handouts and webinars in English and Spanish):

<https://www.fns.usda.gov/tn/grain-based-desserts-cacfp>

Grains Component for CACFP Adult Day Care Centers (“Documents/Forms” section of CSDE’s Crediting Foods in CACFP Adult Day Care Centers webpage):

<https://portal.ct.gov/SDE/Nutrition/Crediting-Foods-in-CACFP-Adult-Day-Care-Centers/Documents#Grains>

Guide to Meeting the Whole Grain-rich Requirement for the Child and Adult Care Food Program (CSDE):

https://portal.ct.gov/-/media/SDE/Nutrition/CACFP/Crediting/WGR_Requirement_CACFP.pdf

How to Identify Creditable Grains for the Child and Adult Care Food Program (CSDE):

https://portal.ct.gov/-/media/SDE/Nutrition/CACFP/Crediting/Identify_Creditable_Grains_CACFP.pdf

How to Spot Whole Grain-Rich Foods for the CACFP (USDA handouts in English and Spanish):

<https://www.fns.usda.gov/tn/how-spot-whole-grain-rich-foods-cacfp>

How to Use the Grain Ounce Equivalents Chart for the Child and Adult Care Food Program (CSDE):

https://portal.ct.gov/-/media/SDE/Nutrition/CACFP/Crediting/How_to_Use_Ounce_Equivalents_Chart_CACFP.pdf

Identifying Whole Grain-rich Foods for the CACFP (USDA handouts and webinars in English and Spanish):

<https://www.fns.usda.gov/tn/identifying-whole-grain-rich-foods-cacfp>

Is My Recipe Whole Grain-Rich in the CACFP? (USDA handouts in English and Spanish):

<https://www.fns.usda.gov/tn/my-recipe-whole-grain-rich-cacfp>

USDA Memo CACFP 09-2018: Grain Requirements in the CACFP: Questions and Answers

<https://www.fns.usda.gov/cacfp/grain-requirements-cacfp-questions-and-answers>

USDA Memo CACFP 16-2017: Grain-based Desserts in the Child and Adult Care Food Program:

<https://www.fns.usda.gov/cacfp/grain-based-desserts-child-and-adult-care-food-program>

USDA Memo SP 23-2019, CACFP 10-2019, and SFSP 09-2019: Crediting Popcorn in the Child Nutrition Programs:

<https://www.fns.usda.gov/cn/crediting-popcorn-child-nutrition-programs>

USDA Memo SP 34-2019, CACFP 15-2019, and SFSP 15-2019: Crediting Coconut, Hominy, Corn Masa, and Masa Harina in the Child Nutrition Programs:

<https://www.fns.usda.gov/cn/crediting-coconut-hominy-corn-masa-and-masa-harina-child-nutrition-programs>

Using Ounce Equivalents for Grains in the CACFP – Handouts, in English and Spanish (USDA):

<https://www.fns.usda.gov/tn/using-ounce-equivalents-grains-cacfp>

Using the WIC Food Lists to Identify Grains for the CACFP (USDA handouts in English and Spanish):

<https://www.fns.usda.gov/tn/using-wic-food-lists-identify-grains-cacfp>

When Commercial Grain Products Require a Product Formulation Statement to Credit in the Child and Adult Care Food Program (CSDE):

https://portal.ct.gov/-/media/SDE/Nutrition/CACFP/Crediting/When_Commercial_Grain_Products_Require_PFS_CACFP.pdf

Meal Patterns and Menu Planning

Meal Patterns for CACFP Adult Day Care Centers (CSDE webpage):

<https://portal.ct.gov/SDE/Nutrition/Meal-Patterns-CACFP-Adult-Centers>

Meal Service (“Related Resources” section of CSDE’s Meal Patterns for CACFP Adult Care Centers webpage):

<https://portal.ct.gov/SDE/Nutrition/Meal-Patterns-CACFP-Adult-Centers/Related-Resources#MealService>

Menu Forms for CACFP Adult Day Care Centers (“Documents/Forms” section of CSDE’s Meal Patterns for CACFP Adult Care Centers webpage):

<https://portal.ct.gov/SDE/Nutrition/Meal-Patterns-CACFP-Adult-Centers/Documents#MenuForms>

Menu Planning for CACFP Adult Day Care Centers (“Related Resources” section of CSDE’s Meal Patterns for CACFP Adult Care Centers webpage):

<https://portal.ct.gov/SDE/Nutrition/Meal-Patterns-CACFP-Adult-Centers/Related-Resources#MenuPlanning>

Methods for Healthy Cooking – Handouts, training slides, and webinars in English and Spanish (USDA):

<https://www.fns.usda.gov/tn/methods-healthy-cooking>

Nutrition Standards for CACFP Meals and Snacks (USDA webpage):

<https://www.fns.usda.gov/cacfp/meals-and-snacks>

Offer Versus Serve in the CACFP – Handouts, training slides, and webinars in English and Spanish (USDA):

<https://www.fns.usda.gov/tn/offer-versus-serve-cacfp>

Production Records for CACFP Adult Day Care Centers (“Documents/Forms” section of CSDE’s Meal Patterns for CACFP Adult Day Care Center webpage):

<https://portal.ct.gov/SDE/Nutrition/Meal-Patterns-CACFP-Adult-Centers/Documents#ProductionRecords>

Sample Menus for CACFP Adult Day Care Centers (“Documents/Forms” section of CSDE’s Meal Patterns for CACFP Adult Care Centers webpage):

<https://portal.ct.gov/SDE/Nutrition/Meal-Patterns-CACFP-Adult-Centers/Documents#SampleMenus>

Serving Snacks in the CACFP (USDA handouts in English and Spanish):

<https://www.fns.usda.gov/tn/serving-snacks-cacfp>

USDA Memo CACFP 05-2017: Offer Versus Serve and Family Style Meals in the Child and Adult Care Food Program:

<https://www.fns.usda.gov/cacfp/offer-versus-serve-and-family-style-meals-child-and-adult-care-food-program>

USDA Memo CACFP 08-2017: Questions and Answers on the Updated Meal Pattern Requirements for the Child and Adult Care Food Program:

<https://www.fns.usda.gov/cacfp/questions-and-answers-updated-meal-pattern-requirements-child-and-adult-care-food-program>

USDA Memo CACFP 15-2016: Optional Best Practices to Further Improve Nutrition in the Child and Adult Care Food Program Meal Pattern:

<https://www.fns.usda.gov/cacfp/optional-best-practices-further-improve-nutrition-cacfp>

USDA Memo CACFP 17-2017: Documenting Meals in the Child and Adult Care Food Program:

<https://www.fns.usda.gov/cacfp/documenting-meals-child-and-adult-care-food-program>

USDA Memo SP 01-2019 and CACFP 01-2019: Guidance for FY19: Updated CACFP Meal Patterns and Updated NSLP and SBP Infant and Preschool Meal Patterns:

<https://www.fns.usda.gov/guidance-fy19-updated-cacfp-meal-patterns-and-updated-nslp-and-sbp-infant-and-preschool-meal>

USDA Memo SP 35-2011 and CACFP 23-2011: Clarification on the Use of Offer vs. Serve and Family Style Meal Service:

<https://www.fns.usda.gov/clarification-use-offer-vs-serve-and-family-style-meal-service>

Using Production Records in the Child and Adult Care Food Program (CSDE):

https://portal.ct.gov/-/media/SDE/Nutrition/CACFP/Forms/ProdRecord/Using_Production_Records_CACFP.pdf

Meat/Meat Alternates Component

Checklist for Evaluating Manufacturer Product Formulation Statements (Product Analysis) for Meat/Meat Alternate (M/MA) Products (USDA):

https://fns-prod.azureedge.us/sites/default/files/reviewer_checklist.pdf

Crediting Commercial Meat/Meat Alternate Products in the Child and Adult Care Food Program (CSDE):

<https://portal.ct.gov/-/media/SDE/Nutrition/CACFP/Crediting/CreditMMACACFP.pdf>

Crediting Deli Meats in the Child and Adult Care Food Program (CSDE):

https://portal.ct.gov/-/media/SDE/Nutrition/CACFP/Crediting/Credit_Deli_CACFP.pdf

Crediting Legumes in the Child and Adult Care Food Program (CSDE):

https://portal.ct.gov/-/media/SDE/Nutrition/CACFP/Crediting/Credit_Legumes_CACFP.pdf

Crediting Nuts and Seeds in the Child and Adult Care Food Program (CSDE):

https://portal.ct.gov/-/media/SDE/Nutrition/CACFP/Crediting/Credit_Nuts_Seeds_CACFP.pdf

Crediting Tofu and Tofu Products in the Child and Adult Care Food Program (CSDE):

https://portal.ct.gov/-/media/SDE/Nutrition/CACFP/Crediting/Credit_Tofu_CACFP.pdf

Crediting Yogurt in the Child and Adult Care Food Program (CSDE):

https://portal.ct.gov/-/media/SDE/Nutrition/CACFP/Crediting/Credit_Yogurt_CACFP.pdf

Meat/Meat Alternates Component for CACFP Adult Day Care Centers (“Documents/Forms” section of CSDE’s Crediting Foods in CACFP Adult Day Care Centers webpage):

<https://portal.ct.gov/SDE/Nutrition/Crediting-Foods-in-CACFP-Adult-Day-Care-Centers/Documents#MMA>

Questions and Answers on Alternate Protein Products (APP) (USDA):

<https://www.fns.usda.gov/questions-and-answers-alternate-protein-products-app>

Requirements for Alternate Protein Products in the Child and Adult Care Food Program (CSDE):

<https://portal.ct.gov/-/media/SDE/Nutrition/CACFP/Crediting/APPRequirementsCACFP.pdf>

Serving Meat and Meat Alternates at Breakfast – Handouts, training slides, and webinars in English and Spanish (USDA):

<https://www.fns.usda.gov/tn/serving-meats-and-meat-alternates-breakfast>

USDA Memo SP 01-2016, CACFP 01-2016, and SFSP 01-2016: Procuring Local Meat, Poultry, Game, and Eggs for Child Nutrition Programs:

<https://www.fns.usda.gov/procuring-local-meat-poultry-game-and-eggs-child-nutrition-programs>

USDA Memo SP 21-2019, CACFP 08-2019, and SFSP 07-2019: Crediting Shelf-Stable, Dried and Semi-Dried Meat, Poultry, and Seafood Products in the Child Nutrition Programs:

<https://www.fns.usda.gov/school-meals/crediting-shelf-stable-dried-and-semi-dried-meat-poultry-and-seafood-products-child-nutrition>

USDA Memo SP 24-2019, CACFP 11-2019, and SFSP 10-2019: Crediting Surimi Seafood in the Child Nutrition Programs:

<https://www.fns.usda.gov/school-meals/crediting-surimi-seafood-child-nutrition-programs>

USDA Memo SP 25-2019, CACFP 12-2019, and SFSP 11-2019: Crediting Tempeh in the Child Nutrition Programs:

<https://www.fns.usda.gov/cn/crediting-tempeh-child-nutrition-programs>

USDA Memo SP 26-2019, CACFP 13-2019, and SFSP 12-2019: Crediting Pasta Products Made of Vegetable Flour in the Child Nutrition Programs:

<https://www.fns.usda.gov/cn/crediting-pasta-products-made-vegetable-flour-child-nutrition-programs>

USDA Memo SP 02-2024, CACFP 02-2024, SFSP 02-2024: Revised: Crediting Tofu and Soy Yogurt Products in the School Meal Programs, CACFP, and SFSP:

<https://www.fns.usda.gov/cn/crediting-tofu-and-soy-yogurt-products-school-meal-programs-and-cacfp>

Milk Component

Allowable Milk Substitutes for Adults without Disabilities in CACFP Adult Day Care Center (CSDE):

https://portal.ct.gov/-/media/SDE/Nutrition/CACFP/SpecDiet/Milk_Substitutes_CACFP_Adults.pdf

Determining if Nondairy Beverages Meet the USDA’s Nutrition Standards for Fluid Milk Substitutes in the Child and Adult Care Food Program (CSDE):

https://portal.ct.gov/-/media/SDE/Nutrition/CACFP/SpecDiet/Determining_Allowable_Nondairy_Milk_Substitute_CACFP.pdf

Milk Component for CACFP Adult Day Care Centers (“Documents/Forms” section of CSDE’s Crediting Foods in CACFP Adult Day Care Centers webpage):

<https://portal.ct.gov/SDE/Nutrition/Crediting-Foods-in-CACFP-Adult-Day-Care-Centers/Documents#Milk>

Serving Milk in the CACFP – Handouts, training slides, and webinars in English and Spanish (USDA):

<https://www.fns.usda.gov/tn/serving-milk-cacfp>

USDA Memo CACFP 17-2016: Nutrition Requirements for Fluid Milk and Fluid Milk Substitutions in the Child and Adult Care Food Program, Q&As:

<https://www.fns.usda.gov/cacfp/nutrition-requirements-fluid-milk-and-fluid-milk-substitutions-cacfp-qas>

USDA Memo SP 07-2010, CACFP 04-2010, and SFSP 05-2010: Questions and Answers: Fluid Milk Substitutions:

<https://www.fns.usda.gov/qas-milk-substitution-children-medical-or-special-dietary-needs-non-disability>

Regulations and Policy

CACFP Policy Memos (USDA):

<https://www.fns.usda.gov/resources>

CACFP Regulations (USDA):

<https://www.fns.usda.gov/part-226%E2%80%94child-and-adult-care-food-program>

Final Rule (81 FR 24347): Child and Adult Care Food Program: Meal Pattern Revisions Related to the Healthy, Hunger-Free Kids Act of 2010 (April 25, 2016):

<https://www.federalregister.gov/documents/2016/04/25/2016-09412/child-and-adult-care-food-program-meal-pattern-revisions-related-to-the-healthy-hunger-free-kids-act>

Final Rule Correction (81 FR 75671): CACFP Meal Pattern Revisions Related to the Healthy, Hunger-Free Kids Act of 2010 (November 1, 2016):

<https://www.federalregister.gov/documents/2016/11/01/2016-26339/child-and-adult-care-food-program-meal-pattern-revisions-related-to-the-healthy-hunger-free-kids-act>

Final Rule (87 FR 6984): Child Nutrition Programs: Transitional Standards for Milk, Whole Grains, and Sodium (February 7, 2022):

<https://www.federalregister.gov/documents/2022/02/07/2022-02327/child-nutrition-programs-transitional-standards-for-milk-whole-grains-and-sodium>

FNS Instruction 783-13, Revision 3: Variations in Meal Requirements for Religious Reasons: Jewish Schools, Institutions and Sponsors.

<https://portal.ct.gov/-/media/SDE/Nutrition/FNSinstruction/783-13.pdf>

Healthy, Hunger-Free Kids Act of 2010 (Public Law 111-296):

<https://www.fns.usda.gov/school-meals/healthy-hunger-free-kids-act>

Laws and Regulations for Child Nutrition Programs (CSDE webpage):

<https://portal.ct.gov/SDE/Nutrition/Laws-and-Regulations-for-Child-Nutrition-Programs>

Nutrition Standards for CACFP Meals and Snacks (USDA):

<https://www.fns.usda.gov/cacfp/meals-and-snacks>

Vegetables Component

Crediting Juice in the Child and Adult Care Food Program (CSDE):

https://portal.ct.gov/-/media/SDE/Nutrition/CACFP/Crediting/Credit_Juice_CACFP.pdf

Crediting Legumes in the Child and Adult Care Food Program (CSDE):

https://portal.ct.gov/-/media/SDE/Nutrition/CACFP/Crediting/Credit_Legumes_CACFP.pdf

Crediting Smoothies in the Child and Adult Care Food Program (CSDE):

https://portal.ct.gov/-/media/SDE/Nutrition/CACFP/Crediting/Credit_Smoothies_CACFP.pdf

Crediting Soups in the Child and Adult Care Food Program (CSDE):

https://portal.ct.gov/-/media/SDE/Nutrition/CACFP/Crediting/Credit_Soups_CACFP.pdf

Serving Vegetables in the CACFP (USDA handouts in English and Spanish):

<https://www.fns.usda.gov/tn/serving-vegetables-cacfp>

USDA Memo CACFP 09-2017: Vegetable and Fruit Requirements in the Child and Adult Care Food Program; Questions and Answers:

<https://www.fns.usda.gov/cacfp/vegetable-and-fruit-requirements-cacfp-qas>

USDA Memo SP 26-2019, CACFP 13-2019, and SFSP 12-2019: Crediting Pasta Products Made of Vegetable Flour in the Child Nutrition Programs:

<https://www.fns.usda.gov/crediting-pasta-products-made-vegetable-flour-child-nutrition-programs>

USDA Memo SP 40-2019, CACFP 17-2019, and SFSP 17-2019: Smoothies Offered in the Child Nutrition Programs:

<https://www.fns.usda.gov/cn/smoothies-offered-child-nutrition-programs>

Vegetable Subgroups in the Child and Adult Care Food Program (CSDE):

https://portal.ct.gov/-/media/SDE/Nutrition/CACFP/Crediting/Vegetable_Subgroups_CACFP.pdf

Vegetables Component for CACFP Adult Day Care Centers (“Documents/Forms” section of CSDE’s Crediting Foods in CACFP Adult Day Care Centers webpage):

<https://portal.ct.gov/SDE/Nutrition/Crediting-Foods-in-CACFP-Adult-Day-Care-Centers/Documents#Vegetables>

Websites

CACFP Adult Day Care Centers (CSDE):

<https://portal.ct.gov/SDE/Nutrition/CACFP-Adult-Day-Care-Centers>

CACFP Adult Day Care Centers (USDA):

<https://www.fns.usda.gov/cacfp/adult-day-care-centers>

CACFP Halftime: Thirty on Thursdays Training Webinar Series (USDA):

<https://www.fns.usda.gov/cacfp-halftime-thirty-thursdays-training-webinar-series>

CACFP Handbooks (USDA):

<https://www.fns.usda.gov/cacfp/cacfp-handbooks>

CACFP Training Tools (USDA):

<https://www.fns.usda.gov/cacfp-training-tools>

Child Nutrition (CN) Labeling (USDA):

<https://www.fns.usda.gov/cnlabeling/child-nutrition-cn-labeling-program>

Child Nutrition Programs (CSDE):

<https://portal.ct.gov/SDE/Nutrition/Child-Nutrition-Programs>

Crediting Foods in CACFP Adult Day Care Centers (CSDE):

<https://portal.ct.gov/SDE/Nutrition/Crediting-Foods-in-CACFP-Adult-Day-Care-Centers>

FNS Instructions for Child Nutrition Programs (CSDE):

<https://portal.ct.gov/SDE/Nutrition/FNS-Instructions-for-Child-Nutrition-Programs>

Food Safety for Child Nutrition Programs (CSDE):

<https://portal.ct.gov/SDE/Nutrition/Food-Safety-for-Child-Nutrition-Programs>

Forms for CACFP Adult Day Care Centers (CSDE):

<https://portal.ct.gov/SDE/Nutrition/CACFP-Adult-Day-Care-Centers/Documents>

Laws and Regulations for Child Nutrition Programs (CSDE):

<https://portal.ct.gov/SDE/Nutrition/Laws-and-Regulations-for-Child-Nutrition-Programs>

Manuals and Guides for Child Nutrition Programs (CSDE):

<https://portal.ct.gov/SDE/Nutrition/Manuals-and-Guides-for-Child-Nutrition-Programs>

Meal Patterns for CACFP Adult Day Care Centers (CSDE):

<https://portal.ct.gov/SDE/Nutrition/Meal-Patterns-CACFP-Adult-Centers>

Menu Planning for Child Nutrition Programs (CSDE):

<https://portal.ct.gov/SDE/Nutrition/Menu-Planning>

Operational Memos for the CACFP (CSDE):

<https://portal.ct.gov/SDE/Lists/Operational-Memoranda-for-the-CACFP>

Program Guidance for CACFP Adult Day Care Centers (CSDE):

<https://portal.ct.gov/SDE/Nutrition/Program-Guidance-CACFP-Adults>

Resources for Child Nutrition Programs (CSDE):

<https://portal.ct.gov/SDE/Nutrition/Resources-for-Child-Nutrition-Programs>

Special Diets in CACFP Adult Day Care Centers (CSDE):

<https://portal.ct.gov/SDE/Nutrition/Special-Diets-in-CACFP-Adult-Day-Care-Centers>

Glossary

added sugars: Sugars and syrups added to foods in processing or preparation, as opposed to the naturally occurring sugars found in foods like fruits, vegetables, grains, and dairy products. Names for added sugars include brown sugar, corn sweetener, corn syrup, dextrose, fructose, fruit juice concentrates, glucose, high-fructose corn syrup, honey, invert sugar, lactose, malt syrup, maltose, molasses, raw sugar, sucrose, sugar, and syrup.

Administrative Review (AR): A periodic review of an institution’s operations of the Child Nutrition Programs, conducted by the Connecticut State Department of Education to monitor performance and assess compliance with all USDA regulations.

alternate protein products (APPs): APPs are generally single ingredient powders that are added to foods. Examples include soy flours, soy concentrates, soy isolates, whey protein concentrate, whey protein isolates, and casein. APPs include vegetable protein products. The USDA has specific requirements for crediting APPs in Child Nutrition Programs. For more information, refer to “[Crediting Alternate Protein Products \(APPs\)](#)” in section 3 and the CSDE’s resource, [Requirements for Alternate Protein Products in the Child and Adult Care Food Program](#).

artificial sweeteners: A category of nonnutritive sweeteners used as sugar substitutes to sweeten foods and beverages. The six artificial sweeteners approved by the FDA include acesulfame potassium (Ace-K) (e.g., Sweet One®, Sunett®, and Sweet & Safe®); advantame; aspartame (e.g., Nutrasweet®, Equal®, and Sugar Twin®); 4) neotame (e.g., Newtame®); saccharin (e.g., Sweet and Low®, Sweet Twin®, and Necta Sweet); and sucralose (Splenda®). These nonnutritive sweeteners are calorie-free except for aspartame, which is very low in calories. For more information, refer to “nonnutritive sweeteners” in this section.

beans and peas (legumes): Refer to “legumes” in this section.

bran: The seed husk or outer coating of cereal grains such as wheat, rye, and oats. Examples include oat bran, wheat bran, corn bran, rice bran, and rye bran. Bran credits the same as enriched grains.

CACFP adult meal patterns: The required food components and minimum serving sizes that adult day care centers participating in the CACFP must provide to receive federal reimbursement for meals (breakfast, lunch, and supper) and snacks served to participants. For more information, refer to [section 1](#) and the CSDE’s [CACFP Adult Meal Patterns](#).

CACFP sponsor: A public or private nonprofit organization that is entirely responsible for the administration of the CACFP in one or more day care homes, child care centers, emergency shelters, at-risk afterschool care centers, or adult day care centers. In some situations, for-profit institutions may also be eligible to participate in the CACFP. For more information, refer to the CACFP regulations ([7 CFR 226.2](#)).

cereal grains: The seeds that come from grasses. Cereal grains can be whole grain (such as amaranth, barley, buckwheat, corn, millet, oats, quinoa, rice, rolled wheat, rye, sorghum, triticale, wheat, and wheat berries) or enriched (such as enriched cornmeal, corn grits, and farina).

Child and Adult Care Food Program (CACFP): The USDA’s federally assisted meal program providing nutritious meals and snacks to children in child care centers, family day care homes, and emergency shelters, and snacks and suppers to children participating in eligible at-risk afterschool care programs. The CACFP also provides meals and snacks to adults who receive care in nonresidential adult day care centers. For more information, visit the USDA’s [CACFP](#) webpage and the CSDE’s [CACFP](#) webpage.

Child Nutrition (CN) label: A statement that clearly identifies the contribution of a food product toward the USDA’s meal patterns, based on the USDA’s evaluation of the product’s formulation. Products eligible for CN labels include main dish entrees that contribute to the MMA component of the meal pattern requirements, e.g., beef patties, cheese or meat pizzas, meat or cheese and bean burritos, egg rolls, and breaded fish portions. The CN label will usually indicate the contribution of other meal components (such as vegetables, grains, and fruits) that are part of these products. For more information, refer to “Child Nutrition (CN) Labels” in section 2, refer to the CSDE’s resource, [Using Child Nutrition \(CN\) Labels in the Child and Adult Care Food Program](#), and visit the USDA’s [Child Nutrition \(CN\) Labeling](#) webpage.

Child Nutrition Programs: The USDA’s federally funded programs that provide nutritious meals and snacks to children, including the National School Lunch Program (NSLP), School Breakfast Program (SBP), Afterschool Snack Program (ASP), Special Milk Program (SMP), Summer Food Service Program (SFSP), Seamless Summer Option (SSO) of the NSLP, Fresh Fruit and Vegetable Program (FFVP), and Child and Adult Care Food Program (CACFP). The CACFP also provides nutritious meals and snacks to the frail elderly in adult day care centers. For more information, visit the CSDE’s [Child Nutrition Programs](#) webpage.

corn masa: Dough made from masa harina that is used for making corn products such as tortillas, tortilla chips, and tamales. Corn masa is nixtamalized and credits as a whole grain. For more information, refer to “nixtamalization” in this section.

cornmeal: Meal made from ground, dried corn.

creditable food: A food or beverage that counts toward the meal pattern requirements for a reimbursable meal or snack in the USDA Child Nutrition Programs. For more information, visit the “[Documents/Forms](#)” section of the CSDE’s [Crediting Foods in CACFP Adult Day Care Centers](#) webpage.

cycle menu: A series of menus planned for a specific period, with a different menu for each day. Cycle menus can help adult day care centers to increase variety, control food cost, and save time. For more information, refer to “[Using cycle menus](#)” in section 2.

deep-fat frying: Cooking by submerging food in hot oil or other fat. The CACFP adult meal patterns prohibit deep-fat frying foods on site.

Dietary Guidelines for Americans: A federal document that provides science-based advice for Americans ages 2 and older to promote health and reduce risk for chronic diseases through diet and physical activity. The U.S. Department of Health and Human Services and the U.S. Department of Agriculture jointly publish the *Dietary Guidelines* every five years. This document forms the basis of federal food, nutrition education and information programs. For more information, visit the [Dietary Guidelines for Americans](#) webpage.

disability: A condition in which a person has a physical or mental impairment that substantially limits one or more major life activities, has a record of such an impairment, or is regarded as having such an impairment. For more information, refer to the CSDE’s [Guide to Meal Modifications in CACFP Adult Day Care Centers](#).

edible portion: The portion of a food that can be eaten after the nonedible parts are removed, for example, cooked lean meat without bone, and fruit without seeds or pits.

endosperm: The soft, white inside portion of the whole-grain kernel. The endosperm contains starch, protein, and small amounts of B vitamins.

enriched grains: Refined grains (such as wheat, rice, and corn) and grain products (such as cereal, pasta, and bread) that have some vitamins and minerals added to replace the nutrients lost during processing. The five enrichment nutrients are added within limits specified by the FDA, and include thiamin (B₁), riboflavin (B₂), niacin (B₃), folic acid, and iron. For more information, refer to the CSDE’s resource, [Crediting Enriched Grains in the Child and Adult Care Food Program](#).

enrichment: Adding back nutrients (usually vitamins or minerals) originally present in a food that were lost during processing. Enrichment nutrients are added back in approximately the same levels as were originally present in the food. For more information, refer to “enriched grains” in this section.

Exhibit A chart: The USDA’s chart that indicates the required weight (groups A-G) or volume (groups H-I) for different types of grain foods to provide 1 ounce equivalent (oz eq) of the grains component (CACFP meal patterns and NSLP and SBP meal patterns for grades K-12 and preschoolers) or 1 serving of the grains/breads component (SFSP meal pattern and ASP meal pattern for grades K-12). The required amounts in Exhibit A chart are not the same for all Child Nutrition Programs because these programs have different meal patterns. The CSDE’s resource, [Grain Ounce Equivalents for the Child and Adult Care Food Program](#), indicates the Exhibit A grain oz eq that apply to the CACFP. Groups F and G (grain-based desserts) are not included because grain-based desserts do not credit as the grains component in the CACFP. For more information, refer to the USDA’s [Exhibit A: Grain Requirements for Child Nutrition Programs](#).

family-style meal service: A method of meal service that allows participants to serve themselves from common platters of food with assistance from supervising staff members, if needed. For more information, refer to “[Family-style Meal Service](#)” in section 4.

flour: Finely ground and sifted wheat or other grains such as rye, corn, rice, or buckwheat.

fluid milk substitutes: Nondairy beverages (such as soy milk) that can be used as a substitute for fluid milk in the USDA Child Nutrition Programs. For reimbursable meals and snacks, nondairy beverages served to participants without disabilities must comply with the USDA nutrition standards for milk substitutes. For more information, refer to “[USDA’s nutrition standards for fluid milk substitutes](#)” in section 3 and the CSDE’s resource, [Allowable Milk Substitutes for Adults without Disabilities in the Child and Adult Care Food Program](#).

food components: The five food groups that comprise reimbursable meals in the USDA Child Nutrition Programs, including milk, fruits, vegetables, grains, and MMA. For information on the individual food components, refer to [section 3](#) and visit the “[Documents/Forms](#)” section of the CSDE’s [Crediting Foods in CACFP Adult Day Care Centers](#) webpage.

food item: A specific food offered within the food components that comprise reimbursable meals in the USDA’s Child Nutrition Programs. A food item may contain one or more food components or more than one serving of a single component. For example, an entree could provide 1 oz eq of the grains component and 1 ounce of the MMA component; and a 2-ounce whole grain or enriched bagel could provide 2 oz eq of the grains component.

food-based menu planning: A type of menu planning for the USDA’s Child Nutrition Programs that uses a meal pattern with specific food components in certain amounts. For more information, refer to “food components” in this section and the meal patterns in section 1.

fortification: Adding nutrients (usually vitamins or minerals) that were not originally present in a food or beverage or adding nutrients at levels that are higher than originally present. Fortification is used for naturally nutrient-rich products based on scientifically documented health needs (e.g., fortifying milk with vitamin D to increase the body’s absorption of calcium), or to enhance the perceived nutritional value of products with little or no natural nutritional value, e.g., an “energy” bar made from processed flour that is fortified with multiple vitamins and minerals. Fortification nutrients are added to products in varying amounts, from small percentages up to amounts greater than recommended intakes.

fruits component: The meal component of the USDA meal patterns that is comprised of fruits (fresh, frozen, canned, and dried) and pasteurized full-strength juice. Up to half of the weekly fruit offerings may be in the form of full-strength juice. For more information, refer to “[Fruits Component](#)” in section 3 and visit the “[Fruits Component for CACFP Adult Day Care Centers](#)” section of the CSDE’s Crediting Foods in CACFP Adult Day Care Centers webpage.

full component: The daily quantity designated by the menu planner (no less than the established minimum) to meet the required weekly ranges.

full serving: Refer to “full component” in this section.

full-strength fruit or vegetable juice: An undiluted product obtained by extraction from sound fruit. Full-strength juice may be fresh, canned, frozen, or reconstituted from concentrate and may be served in either liquid or frozen state. The name of the full-strength fruit juice on the label must include one of the following terms: “juice,” “full-strength juice,” “100 percent juice,” “reconstituted juice,” or “juice from concentrate.” **Note:** The CACFP adult meal patterns allow pasteurized full-strength juice to credit as either the vegetables component or fruits component at only one CACFP meal or snack per day. For more information, refer to “[Juice limit](#)” in section 3 and the CSDE’s resource, *[Crediting Juice in the Child and Adult Care Food Program](#)*.

germ: The vitamin-rich sprouting section of the whole-grain kernel. Germ credits the same as enriched grains.

grains: Plants in the grass family that produce a dry, edible fruit commonly called a kernel, grain, or berry.

grains component: The meal component of the USDA meal patterns that is comprised of cereal grains and products made from their flours. Creditable grain foods include products and recipes that are whole grain-rich (WGR) or enriched. Creditable cooked and ready-to-eat (RTE) breakfast cereals include products that are WGR, enriched, or fortified; and that do not exceed 6 grams of sugar per serving. For more information, refer to “[Grains Component](#)” in section 3 and visit the “[Grains Component for CACFP Adult Day Care Centers](#)” section of the CSDE’s Crediting Foods in CACFP Adult Day Care Centers webpage.

Hazard Analysis Critical Control Points (HACCP): A preventative food safety program to control food safety hazards during all aspects of food service operations. HACCP reduces the risk of foodborne hazards by focusing on each step of the food preparation process from receiving to service.

hominy: A traditional food in Mexican and Native American cultures that is commonly served as a vegetable or milled grain product, e.g., hominy grits. Hominy is made from whole kernels of maize (dried field corn) that have been soaked in an alkaline solution (nixtamalized). This process removes the hull and germ, causes the corn to puff up to about double its normal size, and increases the bioavailability of certain nutrients, such as calcium and niacin. For more information, refer to “nixtamalization” in this section and “[Crediting Hominy as Vegetables](#)” and “[Crediting Hominy as Grains](#)” in section 3.

juice drink: A product resembling juice that contains full-strength juice along with added water and possibly other ingredients, such as sweeteners, spices, or flavorings. Juice drinks do not credit toward the meal pattern requirements.

lactose: The naturally occurring sugar found in milk. Lactose contains glucose and galactose. For more information, refer to “simple carbohydrates (sugars)” in this section.

lean meat and poultry: Defined by the *Dietary Guidelines for Americans* as meat and poultry that contains less than 10 grams of fat, no more than 4.5 grams of saturated fat, and less than 95 milligrams of cholesterol per 100 grams and per labeled serving size, based on the USDA’s definitions for food label use. Examples include 95 percent lean cooked ground beef, beef top round steak or roast, beef tenderloin, pork top loin chop or roast, pork tenderloin, ham or turkey deli slices, skinless chicken breast, and skinless turkey breast.

legumes: Plants that grow in pods. Legumes include pulses, which are the edible dried seeds of plants in the legume family, such as beans, lentils, chickpeas, and split peas. Pulses include all beans, peas, and lentils cooked from dry, canned, or frozen, such as kidney beans, pinto beans, black beans, pink beans, black-eyed peas, garbanzo beans (chickpeas), split peas, pigeon peas, mung beans, and lentils. The meal patterns for Child Nutrition Programs allow legumes to credit as either the MMA component or the vegetable component. For more information, refer to “[Crediting Legumes as MMA](#)” and “[Crediting Legumes as Vegetables](#)” in section 3.

main dish: The main dish is generally considered the main food item in the menu, which is complemented by the other food items. Examples of main dish items include pizza, chicken stir-fry, and chef's salad with ham, hard-boiled egg, and cheese.

masa harina: Corn flour used for making corn products such as tortillas, tortilla chips, and tamales. Masa harina is nixtamalized and credits as a whole grain. For more information, refer to “nixtamalization” in this section and [“Crediting Corn Masa, Masa Harina, Corn Flour, and Cornmeal”](#) in section 3.

meal pattern: The required food components and minimum servings that adult day care centers must provide to receive federal reimbursement for meals and snacks served to participants. For more information, refer to the CACFP breakfast, lunch and supper, and snack meal patterns in section 1.

meal: A grain made by coarsely grinding corn, oats, wheat, or other grains. Meal credits toward the USDA's meal patterns only if it is whole grain, enriched, or fortified.

meals: Refer to “reimbursable meals” in this section.

meat alternates: Foods that provide similar protein content to meat. Meat alternates include alternate protein products, cheese, eggs, cooked dry beans or peas, nuts and seeds and their butters (except for acorn, chestnut, and coconut), tofu and other soy products containing at least 5 grams of protein in 2.2 ounces (weight) or ¼ cup (volume), tempeh, and yogurt (unflavored or flavored) containing no more than 23 grams of sugars per 6 ounces. For more information, refer to [“Meat/Meat Alternates \(MMA\) Component”](#) in section 3 and visit the [“Meat/Meat Alternates Component for CACFP Adult Day Care Centers”](#) section of the CSDE's Crediting Foods in CACFP Adult Day Care Centers webpage.

meat/meat alternates (MMA) component: The meal component of the USDA meal patterns that includes meats (e.g., beef, poultry, and fish) and meat alternates, such as eggs, cheese, yogurt, beans and peas (legumes) nuts, and seeds. For more information, refer to [“Meat/Meat Alternates Component”](#) in section 3 and visit the [“Meat/Meat Alternates Component for CACFP Adult Day Care Centers”](#) section of the CSDE's Crediting Foods in CACFP Adult Day Care Centers webpage.

medical statement: A document that identifies the specific medical conditions and appropriate dietary accommodations for participants with special dietary needs. For more information, refer to the CSDE's [Guide to Meal Modifications in CACFP Adult Day Care Centers](#), and visit the CSDE's [Accommodating Special Diets in CACFP Adult Day Care Centers](#) webpage.

Glossary

menu item: Any planned main dish, vegetable, fruit, bread, grain, or milk that is part of the reimbursable meal. Menu items consist of food items.

menu of record: The official menu that documents exactly what is served each day in the adult day care center. This provides a record of the meal pattern components and portion sizes served to all enrolled participants and provides documentation for the number of CACFP meals claimed for reimbursement.

milk component: The meal component of the USDA meal patterns that includes pasteurized fluid milk that meets the fat content and flavor requirements of the USDA regulations. The milk component also includes fluid milk substitutes that meet the USDA's nutrition standards for fluid milk substitutes. For more information, refer to "[Milk Component](#)" in section 3 and visit the "[Milk Component for CACFP Adult Day Care Centers](#)" section of the CSDE's Crediting Foods in CACFP Adult Day Care Centers webpage.

MyPlate: Released in June 2011, MyPlate is the USDA's food guidance system to translate the [Dietary Guidelines for Americans](#) into a healthy eating plan. MyPlate emphasizes consuming more fruits, vegetables, whole grains, and low-fat dairy. For more information, visit the USDA's [Choose MyPlate](#) website.

natural cheese: Cheese that is produced directly from milk, such as cheddar, Colby, Monterey Jack, mozzarella, muenster, provolone, Swiss, feta, and brie. Natural cheese also includes pasteurized blended cheese made by blending one or more different kinds of natural cheese. Natural cheeses do not include pasteurized process cheese (e.g., American), pasteurized process cheese food, pasteurized process cheese spread, or pasteurized process cheese products. For more information, refer to "[Crediting Cheeses](#)" in section 3.

nixtamalization: A process in which dried corn is soaked and cooked in an alkaline (slaked lime) solution. This process increases the bioavailability of certain nutrients and results in a product with nutrition content to whole-grain corn. Nixtamalized corn is used to make hominy, masa harina (corn flour), corn masa (dough from masa harina), and certain types of cornmeal. Nixtamalized corn credits as a whole grain. For more information, refer to "[Crediting Corn Masa, Masa Harina, Corn Flour, and Cornmeal](#)" in section 3.

noncreditable foods: Foods and beverages that do not contribute toward the meal patterns for the USDA's Child Nutrition Programs. Noncreditable foods and beverages are either in amounts too small to credit (i.e., foods and beverages that do not provide the minimum creditable amount of a food component), or they do not fit into one of the meal pattern components. For more information, refer to the CSDE's resource, [Noncreditable Foods for Adult Day Care Centers in the Child and Adult Care Food Program](#).

noncreditable grains: Grain ingredients and products that do not contribute toward the grains component of the CACFP adult meal patterns. Examples include fiber and modified food starch (including potato, legume, and other vegetable flours). For a list of noncreditable grains, refer to the CSDE’s [*Guide to Meeting the Whole Grain-rich Requirement for the Child and Adult Care Food Program*](#).

nonnutritive sweeteners: Ingredients without calories that are hundreds of times sweeter than sugars and that are used as sugar substitutes to sweeten foods and beverages. Nonnutritive sweeteners include the six FDA-approved artificial sweeteners (acesulfame potassium (Ace-K), advantame, aspartame, neotame, saccharin, and sucralose) and three plant-based sweeteners (stevia, monk fruit, and thaumatin) that are [**Generally Recognized as Safe \(GRAS\)**](#) by the FDA. For more information on nonnutritive sweeteners, refer to “[Additional Information about High-Intensity Sweeteners Permitted for Use in Food in the United States](#)” on the FDA’s webpage.

nutrient-dense foods: Foods and beverages that provide vitamins, minerals, and other substances that contribute to adequate nutrient intakes or may have positive health effects, and contain little or no solid fats, added sugars, refined starches, or sodium. Ideally, these foods and beverages are also in forms that retain naturally occurring components, such as dietary fiber. Examples include all vegetables, fruits, whole grains, seafood, eggs, beans and peas, unsalted nuts and seeds, fat-free and low-fat dairy products, and lean meats and poultry (when prepared with little or no added solid fats, sugars, refined starches, and sodium). The term “nutrient dense” indicates the nutrients and other beneficial substances in a food have not been “diluted” by the addition of calories from added solid fats, sugars, or refined starches, or by the solid fats naturally present in the food.

nutritive sweeteners: Sugars and sweeteners that contain calories and are used to sweeten foods and beverages. Examples include brown rice syrup, brown sugar, corn sweetener, corn syrup, corn syrup solids, dextrin, dextrose, fructose, fruit juice concentrate, glucose, high-fructose corn syrup, honey, invert sugar, lactose, malt syrup, maltose, molasses, maple syrup, nectars (e.g., peach nectar, pear nectar), raw sugar, sorghum syrup, sucrose, and syrup. For more information, refer to “added sugars” and “simple carbohydrates (sugars)” in this section.

nutrient-rich foods: Refer to “nutrient-dense foods” in this section.

nutrition standards for fluid milk substitutes: The nutrition requirements for nondairy beverages (such as soy milk) used as fluid milk substitutes in the USDA Child Nutrition Programs. The USDA requires that any fluid milk substitutes are nutritionally equivalent to cow's milk and meet the following nutrients based on a 1-cup serving (8 fluid ounces): 276 milligrams (mg) of calcium; 8 grams (g) of protein; 500 international units (IU) of vitamin A; 100 IU of vitamin D; 24 mg of magnesium; 222 mg of phosphorus; 349 mg of potassium; 0.44 mg of riboflavin; and 1.1 micrograms (mcg) of vitamin B-12. For more information, refer to “[USDA’s Nutrition Standards for Fluid Milk Substitutes](#)” in section 3 and the CSDE’s resource, *Allowable Milk Substitutes for Adults without Disabilities in the Child and Adult Care Food Program*.

offer versus serve (OVS): An optional approach to menu planning and meal service that allows participants to decline some of the foods offered in a reimbursable breakfast, lunch, or supper. OVS is not allowed at snack. For more information, refer to “[Offer versus Serve](#)” in section 4 and the CSDE’s resource, *Offer versus Serve in CACFP Adult Day Care Centers*.

ounce equivalent (oz eq): A unit of measure that indicates the contribution of a given serving size toward the grains component. To provide 1 oz eq, an enriched grain food must contain 16 grams of credible grain and a WGR enriched grain food must contain 16 grams of credible grains including at least 8 grams of whole grains. The amount of a grain food that provides 1 oz eq varies because different types of foods contain different amounts of creditable grains. For example, 1 oz eq of the grains component can be less than a measured ounce (e.g., pretzels, bread sticks, and crackers), equal to a measured ounce (e.g., bagels, biscuits, bread, rolls, cereal grains, and RTE breakfast cereals), or more than a measured ounce (e.g., muffins and pancakes). For more information, refer to the CSDE’s resource, *Grain Ounce Equivalents for the Child and Adult Care Food Program*.

point-of-service (POS) meal count: The point in the food service operation where a determination can accurately be made that a reimbursable meal or snack has been served to an eligible participant.

potable water: Water that is safe for human consumption.

pre-fried foods: Commercially prepared foods such as meats, poultry, fish, and vegetables that are fried by the manufacturer during preparation. These foods are usually cooked by the food service operation in the oven or microwave. Pre-fried foods include refrigerated or frozen items that are breaded or battered, most frozen potato products, and most frozen products described as “crispy” or “crunchy.” Examples include chicken nuggets, chicken patties, fish sticks, french fries, tater tots, hash browns, and onion rings.

primary grain ingredient: The greatest grain ingredient by weight. For commercial grain foods, this is the first ingredient (excluding water) listed in the product’s ingredients statement. For commercial combination foods that contain a grain portion, this is the first grain ingredient (excluding water) listed in the product’s ingredients statement. For commercial combination foods that contain a grain portion listed separately, this is the first ingredient (excluding water) listed in the grain portion of the product’s ingredients statement. For more information, refer to “[Grains Component](#)” section 3.

product fact sheet: Refer to “product specification sheet” in this section.

product formulation statement (PFS): An information statement developed by manufacturers that provides specific information about how a product credits toward the USDA’s meal pattern requirements, and documents how this information is obtained citing Child Nutrition Program resources or regulations. All creditable ingredients in this statement must match a description in the USDA’s *Food Buying Guide for Child Nutrition Programs*. The PFS must be prepared on company letterhead with the signature of a company official and the date of issue. A PFS does not provide any warranty against audit claims. The adult day care center must check the manufacturer’s crediting information for accuracy prior to including the product in reimbursable meals and snacks. For more information, refer to “[Product Formulation Statements](#)” in section 2 and the CSDE’s resources, *Using Product Formulation Statements in the Child and Adult Care Food Program* and *Accepting Processed Product Documentation in the Child and Adult Care Food Program*.

product specification sheet: Manufacturer sales literature that provides various information about the company’s products. These materials do not provide the specific crediting information that is required on a product formulation statement and cannot be used to determine a product’s contribution toward the USDA meal pattern components.

production record: A working tool that outlines the type and quantity of foods used to prepare CACFP meals and snacks. Production records demonstrate how meals contribute to the required food components, food items or menu items for each day of operation. Production records are not required in the CACFP. However, the CSDE encourages all adult day care centers to use production records because they provide appropriate documentation that meals and snacks meet the CACFP adult meal patterns. For more information, refer to “[Production Records](#)” in section 2.

pulses: The edible dry seeds from legumes, such as beans, lentils, chickpeas, and split peas. For more information, refer to “legumes” in this section.

recognizable food item: A food that is visible in the offered meal or snack and allows students to identify the food groups and amounts recommended for consumption at mealtime. Foods must be recognizable to credit in the CACFP adult meal patterns. The USDA allows some exceptions, such as yogurt blended in fruit or vegetable smoothies, pureed fruits and vegetables in smoothies, and pasta made with 100 percent vegetable flour. For more information, refer to [“Yogurt in smoothies”](#) and [“Crediting Legume Flour Pasta Products as Meat/Meat Alternates”](#) in the “Meat/Meat Alternates (MMA) Component” section; [“Crediting Fruit and Vegetable Smoothies”](#) and [“Crediting Pureed Fruits”](#) in the “Fruits Component” section; and [“Crediting Pureed Vegetables”](#) and [“Crediting Pasta Products Made of Vegetable Flour”](#) in the “Vegetables Component” section.

recognized medical authority: A state-licensed health care professional who is authorized to write medical prescriptions under state law and is recognized by the State Department of Public Health (DPH). In Connecticut, recognized medical authorities include physicians, physician assistants, doctors of osteopathy, and advanced practice registered nurses (APRNs), i.e., nurse practitioners, clinical nurse specialists, and certified nurse anesthetists who are licensed as APRNs. For more information, refer to the CSDE’s [Guide to Meal Modifications in CACFP Adult Day Care Centers](#).

refined grains: Grains that have been processed to remove the bran and germ, making the product less nutritious than whole grains. Refined grains may or may not be enriched. For more information, refer to “enriched grains” in this section.

reimbursable meals: Meals and snacks that meet the meal pattern requirements of the USDA regulations and are eligible for USDA funds. Reimbursable meals contain the minimum serving of each required food component.

serving size or portion: The weight, measure, or number of pieces or slices of a food or beverage. For meals to be reimbursable, adult day care centers must provide the minimum servings specified in the CACFP adult meal patterns.

simple carbohydrates (sugars): Carbohydrates consisting of one sugar (e.g., fructose and galactose) or two sugars (e.g., lactose, maltose, and sucrose). Sugars can be naturally present in foods (such as the fructose in fruit or the lactose in milk) or added to foods (such as sucrose or table sugar). Foods that naturally contain simple carbohydrates (such as fruits, milk, and milk products, and some vegetables) also contain vitamins and minerals. Foods that contain large amounts of added sugars (such as cookies, candy, pastries, sweetened baked goods, regular soft drinks, and other sweetened drinks) provide calories with few, if any, nutrients. For more information, refer to “added sugars” in this section.

standard of identity: The mandatory government requirements that determine what a food product (like whole-wheat bread) must contain or may contain to be marketed under a certain name in interstate commerce. These standards protect consumers by ensuring that a label accurately reflects what is inside. For example, mayonnaise is not an imitation spread, and ice cream is not a similar, but different, frozen dessert. The USDA develops standards for meat and poultry products. The FDA develops standards for other food products.

standardized recipe: A recipe that a given food service operation has tested and adapted for use. This recipe produces the same good results and yield every time when the exact procedures are used with the same type of equipment, and the same quantity and quality of ingredients. Standardized recipes include specific information such as ingredients, weights and measures, preparation directions, serving directions, yield, and portion size. For more information, refer to “[Standardized Recipes](#)” in section 2 and the CSDE’s resource, *Standardized Recipe Form for the Child and Adult Care Food Program*.

sucrose: Another name for table sugar. Sucrose contains glucose and fructose. For more information, refer to “simple carbohydrates (sugars)” in this section.

sugar alcohols (polyols): A type of carbohydrate used as sugar substitutes to sweeten foods and beverages. Sugar alcohols are incompletely absorbed and metabolized by the body and contribute fewer calories than most sugars. They also perform other functions such as adding bulk and texture to foods. Common sugar alcohols include sorbitol, mannitol, xylitol, maltitol, maltitol syrup, lactitol, erythritol, isomalt, and hydrogenated starch hydrolysates (HSH). Products with sugar alcohols are often labeled “sugar free.” Large amounts of sugar alcohols may cause bloating, gas, or diarrhea. For more information, refer to “nonnutritive sweeteners” in this section.

sugars: Refer to “added sugars” and “simple carbohydrates” in this section.

supplements: Reimbursable snacks served in the CACFP.

surimi: Pasteurized, ready-to-eat, restructured seafood product usually made from pollock (fish). A 3-ounce serving of surimi credits as 1 ounce of the MMA component. For more information, refer to “[Crediting Surimi](#)” in section 3.

tempeh: A highly nutritious fermented soybean cake traditionally made from whole soybeans. 1-ounce serving of tempeh credits as 1 ounce of the MMA component. This method of crediting applies only to tempeh products whose ingredients are limited to soybeans (or other legumes), water, tempeh culture, and for some varieties, vinegar, seasonings, and herbs. For more information, refer to “[Crediting Tempeh](#)” in section 3.

USDA Foods: Foods available to the USDA Child Nutrition Programs through the CSDE Food Distribution Program. For more information, visit the USDA’s [Food Distribution Programs](#) webpage, and the CSDE’s [Food Distribution Program](#) webpage.

vegetable subgroups: The five categories of vegetables within the vegetables food group that are recommended by the *Dietary Guidelines for Americans*. The subgroups include dark green, red/ orange, beans and peas (legumes), starchy, and other vegetables. The CACFP meal patterns do not require vegetable subgroups. However, the USDA’s [CACFP best practices](#) recommend providing at least one serving of each vegetable subgroup per week. For more information, refer to the CSDE’s resource, [Vegetable Subgroups in the Child and Adult Care Food Program](#).

vegetables component: The meal component of the USDA meal patterns that is comprised of vegetables (fresh, frozen, canned, and dried) and pasteurized full-strength juice. Vegetable juice cannot exceed half of the weekly vegetable offerings. For more information, refer to “[Vegetables Component](#)” in section 3 and visit the “[Vegetables Component for CACFP Adult Day Care Centers](#)” section of the CSDE’s Crediting Foods in CACFP Adult Day Care Centers webpage.

wheat bread: Bread that often has wheat flour or enriched wheat flour (not whole-wheat flour) as an ingredient. Wheat bread is not whole grain unless it is labeled “whole-wheat bread.” Wheat bread is low in fiber unless the manufacturer has added fiber.

whole foods: Foods that are unprocessed or minimally processed, and do not contain added ingredients such as fat, sugars, and sodium.

whole fruits and vegetables: Fresh, frozen, canned, and dried fruits and vegetables that are unprocessed or minimally processed, and do not contain added ingredients such as fat, sugars, or sodium.

whole grain-rich (WGR): WGR foods for the CACFP contain at least 50 percent whole grains and the remaining grain ingredients are enriched, bran, or germ. For more information, refer to “[Part B: WGR Requirement](#)” in section 3 and the CSDE’s [Guide to Meeting the Whole Grain-rich Requirement for the Child and Adult Care Food Program](#).

whole grains: Grains that consist of the entire kernel, including the starchy endosperm, the fiber-rich bran, and the nutrient-rich germ. All grains start out as whole grains, but many are processed to remove the bran and germ, which also removes many of the nutrients. Whole grains are nutrient rich, containing vitamins, minerals, fiber, antioxidants, and health-enhancing phytonutrients such as lignans and flavonoids. Examples of whole grains include whole wheat, whole oats, oatmeal, whole-grain cornmeal, brown rice, whole rye, whole barley, wild rice, buckwheat, and bulgur (cracked wheat). For more information, refer to the CSDE’s resource, [Crediting Whole Grains in the Child and Adult Care Food Program](#).

whole-grain flour: Flour made by grinding the entire whole-grain kernel, including the fiber-rich bran, nutrient-rich germ, and starchy endosperm. Flour or meal that does not contain all parts of the grain is not whole grain, e.g., degermed corn, milled rice, and wheat flour.

whole-wheat bread: Bread that contains the whole grain, including the fiber-rich bran, nutrient-rich germ, and starchy endosperm. Whole-wheat flour will be listed as the first grain ingredient.



CONNECTICUT STATE
DEPARTMENT OF EDUCATION