



CONNECTICUT STATE DEPARTMENT OF EDUCATION

# The Student Summary

David Alexandro, Ph.D.  
Charles Martie, Ph.D.  
Stephanie O'Day, M.A.

May 5, 2020

**For audio, you must connect to your computer's audio or telephone using the phone number provided in the registration email from SDE GO TO Webinar**

**The webinar will begin at 10 am. Thank you!**

# Attendee Reminders

- Thank you for attending!
- All attendees will be placed on mute for the duration of the webinar.
- To ask questions, please use the Q and A or chat feature
- Questions will be addressed by the presenters during the session
- This session is being recorded and will be posted to the CSDE COVID-19 web page.





# What is EdSight Secure?

EdSight  
Secure

- Secure Online Data Portal
- For Designated LEA Staff
- Access Student-level Data
- View Charts and Tables
  - Filter and Disaggregate
  - Export
- Newest Report:  
**Student Summary**



# How do I gain access?



Find your LEA Security Manager at: <https://portal.ct.gov/SDE/Performance/Data-Collection/Help-Sites/Directory-Manager/-/media/SDE/Performance/Data-Collection/Help-Sites/Directory-Manager/LEASecurityManagerContactList.pdf>



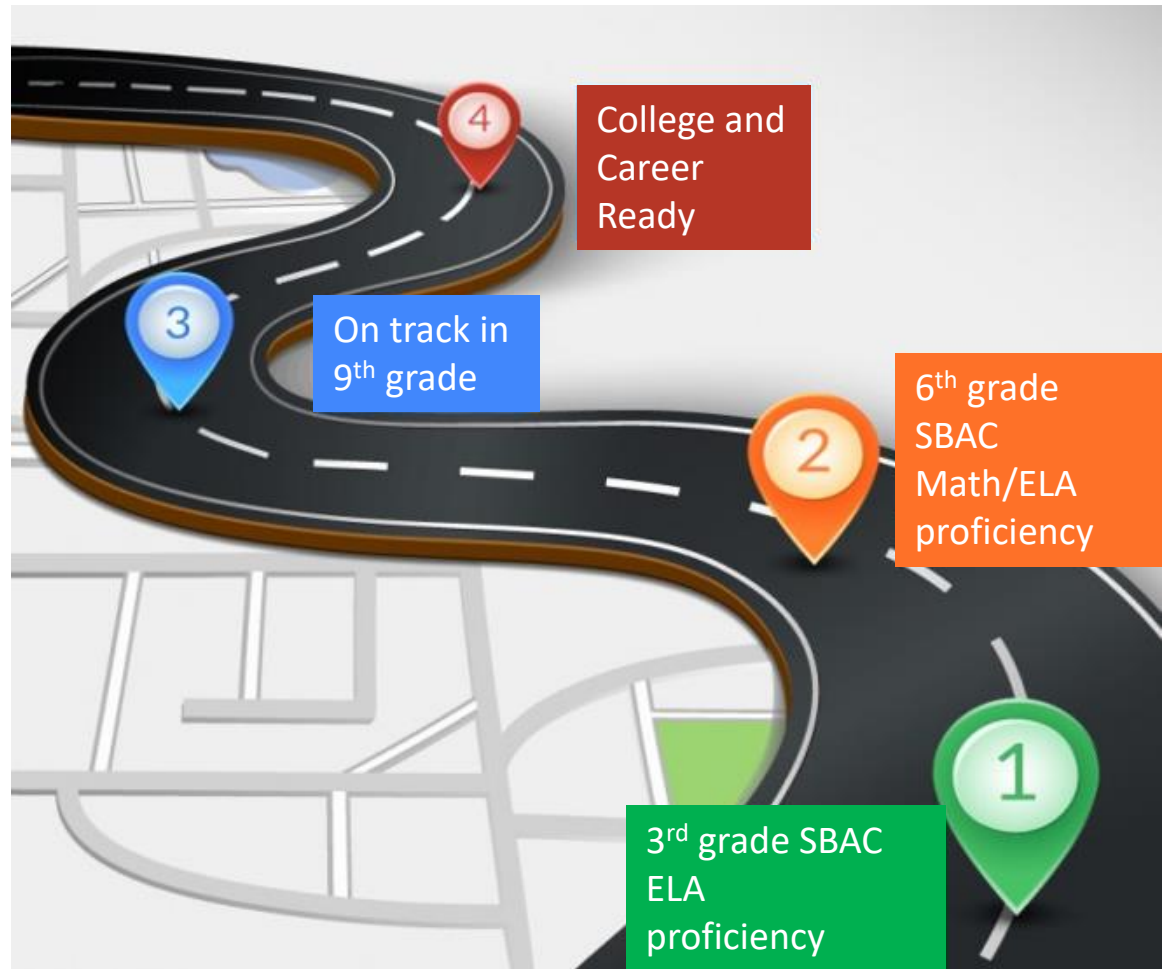
# What is the EIT?

A data analytics and visualization tool that uses statistical methods to *systematically predict and improve* student outcomes



# MILE MARKER APPROACH

Markers serve as **targets** for students, and as **dependent variables** in the EIT model



# Support Levels

## LOW

Students with the **highest likelihood** of meeting the academic milestone

Percentage of CT students:

**40%**

## MEDIUM

Students with **moderate-to-low likelihood** of meeting the academic milestone

**35%**

## HIGH

Students with the **lowest likelihood** of meeting the academic milestone

**25%**







# What is the Student Summary?

A **report** in *EdSight Secure* that joins **multiple data sources** within the data warehouse, including the Early Indication Tool (EIT), in order to provide a **cross-domain, longitudinal student-level report** for authorized district- and school-level users that is **printable** and **exportable**.

You can see all available data for students registered to your district or school in Public School Information System (PSIS) Registration in **real-time**.

**The system updates daily at 5:00 a.m.**

# Currently Available Data

- Demographic
- Enrollment
- Attendance
- Smarter Balanced
  - Achievement/Growth
- PSAT, SAT
- LAS Links
  - Achievement/Growth
  - Mastery Status
- Mobility (School/District Total Moves)
- Disciplinary Sanctions (Total ISS/OSS)



# Coming Soon

- Next Generation Science Standards (NGSS) Assessment
- Connecticut Alternate Assessment System (CTAA for Math and ELA, CTAS for Science)
- Detailed Special Education Data (SEDAC)
- Detailed Discipline Data (ED 166)



# Logging into *EdSight Secure*

Navigate to the Portal Applications Website:

<https://csde.ct.gov>

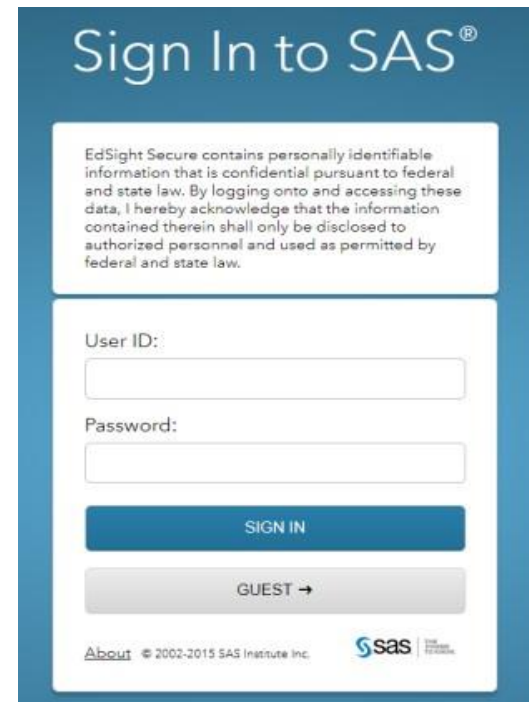


The screenshot shows the NetIQ Access Manager interface. At the top, there is a header with the NetIQ logo and the text "NetIQ Access Manager". Below this is a navigation bar with "Authentication" and "User Login" (the latter is highlighted). The main content area contains two input fields: "Username:" and "Password:". A "Login" button is positioned at the bottom right of the form.

or

Log in Directly to *EdSight Secure*:

<https://secure-edsight.ct.gov>



The screenshot shows the "Sign In to SAS" page. At the top, it says "Sign In to SAS®". Below this is a disclaimer: "EdSight Secure contains personally identifiable information that is confidential pursuant to federal and state law. By logging onto and accessing these data, I hereby acknowledge that the information contained therein shall only be disclosed to authorized personnel and used as permitted by federal and state law." The form includes two input fields: "User ID:" and "Password:". Below the fields are two buttons: "SIGN IN" (in blue) and "GUEST →" (in grey). At the bottom, there is a footer with "About © 2002-2015 SAS Institute Inc." and the SAS logo.



# Welcome to *EdSight Secure*!

The screenshot shows the EdSight Secure dashboard interface. At the top, there is a navigation bar with the EdSight logo and the text "INSIGHT INTO EDUCATION" and "Connecticut State Department of Education CSDE". Below this is a main navigation bar with tabs for "Students", "Educators", "Instruction", and "Performance". The "Students" tab is active, showing a list of reports including "Early Indication Tool (EIT)", "FAFSA Completion", and "Student Summary \*\*\*NEW\*\*\*". A green box highlights the text "There are two ways you can access the Student Summary". Two green arrows point from this box to the "Early Indication Tool (EIT)" and "Student Summary \*\*\*NEW\*\*\*" links. Below the dashboard, a flowchart illustrates the two paths: 1. Student Summary - Select a Student -> Student Summary - Models 1-4 or History Only. 2. Early Indication Tool -> Data Tab > List Table -> double-click student record -> Student Summary - Models 1-4.

There are two ways you can access the *Student Summary*

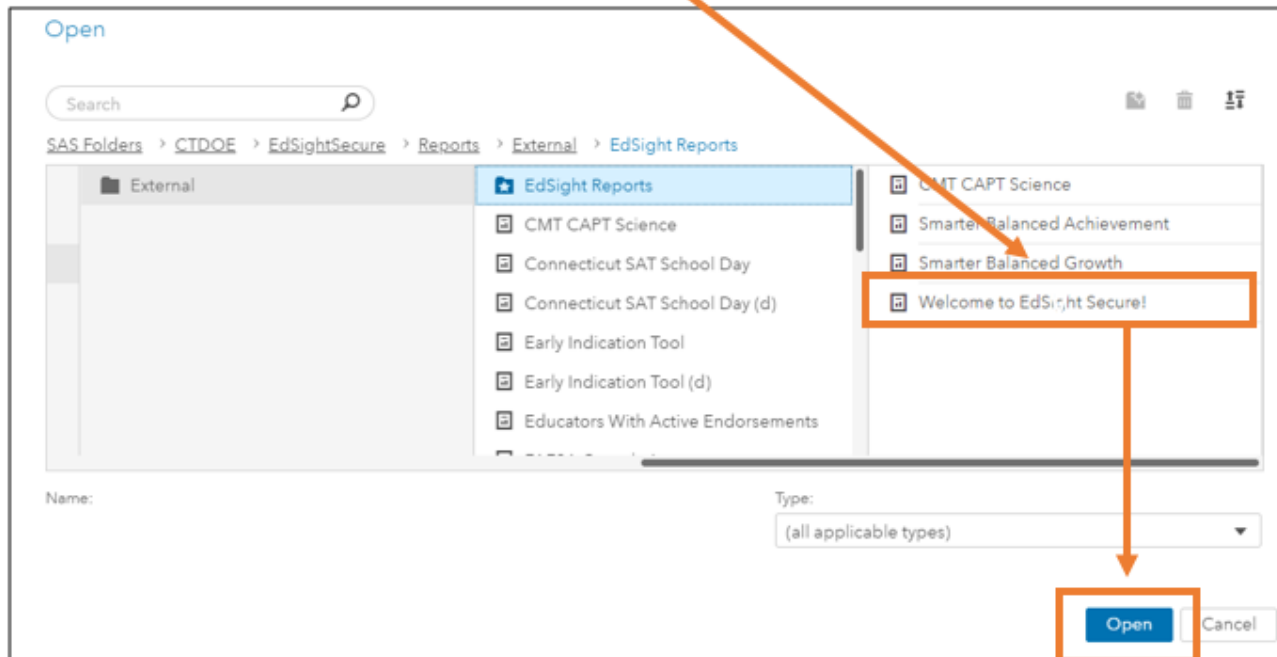

- Student Summary
- Student Summary – Select a Student
- Student Summary – Models 1-4 or History Only
- Early Indication Tool
- Data Tab > List Table double-click student record
- Student Summary – Models 1-4



**EdSight Secure should default to the *Welcome to EdSight* report upon login**

# Browsing for Reports

If the *Welcome to EdSight Secure!* report does not open upon login, follow these steps:



# Accessing through *Select a Student*

Student Summary - Select A Student (d)

Select a Student **New to District (last 90 days)**

District R

**Filter by Current School, Grade, or Support Level**

School Name (d) Current Grade EIT Support Level

Select a grade tab below (e.g., Grades 4-7). Use the filters or search functions to locate a student. **If the student appears in a grade tab, double-click that record.** Otherwise, locate the student in the *Missing Students* tab and double-click that record. Please note: dependent on filter selections, you may see one or more blank grade tabs. Please click through grade tabs as needed.

Filter by Days Enrolled  
Click to select range(s)

Search by SASID  
Enter SASID (d)...

Search by Last Name  
Enter Last Name (d)

**Search by SASID or Last Name**

Filters: <No interactive filters present> **See filter selections here**

**Locate Student in a Grade tab** Grades 1-3 Grades 4-7 Grades 8-9 Grades 10-12 **Missing Students**

**Use Missing Students tab ONLY if student not found in a Grade tab**


School Name (d)	Current Grade	District Entry Date	Days Enrol...	SASID (d)	Last Name (d)	First Name (d)	EIT Support L...	SASID
School A	02	Thursday, March 5, 2020	57	4560442206	Last Name	First Name	MEDIUM	
School O	02	Thursday, February 27, 2020	64	6676552367	Last Name	First Name	LOW	
School A	02	Thursday, February 27, 2020	64	2480445208	Last Name	First Name	LOW	
School A	03	Tuesday, September 10, 2019	234	7855733855	Last Name	First Name	LOW	
School O	03	Thursday, August 29, 2019	246	0093609239	Last Name	First Name	MEDIUM	
School O	01	Thursday, August 29, 2019	246	6613249731	Last Name	First Name	HIGH	
School A	03	Wednesday, August 28, 2019	247	7818213281	Last Name	First Name	MEDIUM	
School O	02	Tuesday, August 27, 2019	248	4101968210	Last Name	First Name	MEDIUM	

**Double-click a student record to view the Student Summary**

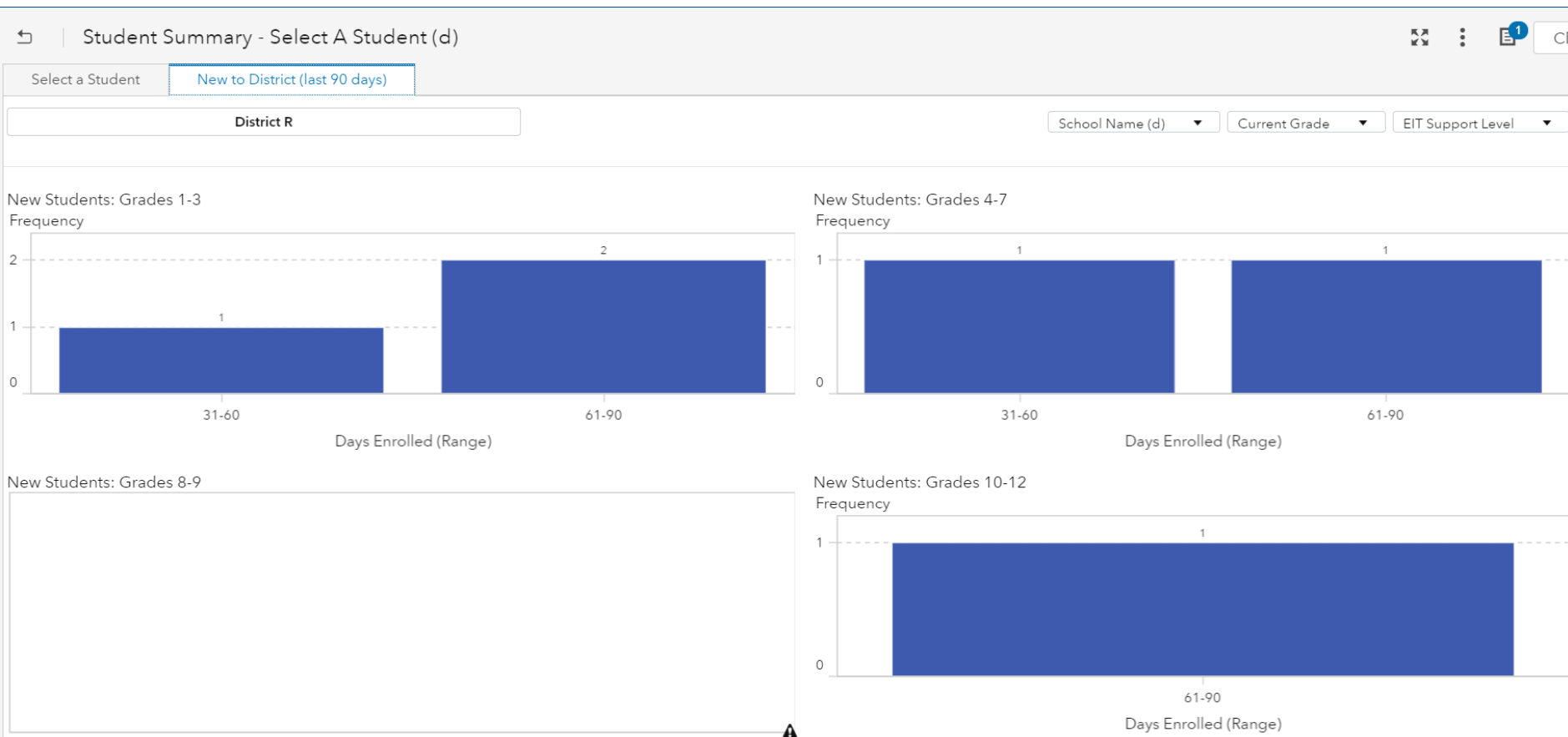
**Hover over warning to see text**

May occur if **dataset is too large** Use button bar, dropdowns or search to filter dataset

May occur if **selected filters return empty dataset** (i.e., no records) Click through grade tabs to find desired student or change filter selection



# New to District (last 90 days)



**View counts of students by how long they have been enrolled in district.  
Double-click on a bar to see additional data and access the student summary.**



# Accessing through *EIT*

Early Indication Tool **Select a Data Tab**

Grades 123 Chart **Grades 123 Data** Grades 4567 Chart **Grades 4567 Data** Grades 89 Chart **Grades 89 Data** Grades 10to12 Chart **Grades 10to12 Data** Resources

School/Program Grade Support Level Gender Race/Ethnicity High Needs Special Education English Learner

Filter Reporting District Name = 'Ansonia School District'

Double-click on any row of data below to access the **Student Summary Report** for that student. The report offers a current snapshot of EIT-related fields and historical enrollment, attendance, and assessment data.

**See filter selections here**

SASID Search: Enter SASID... Name Search: Enter Last Name...

Attendance (Last yr) K Inventory - Academic Total School Moves Total ISS Total OSS

**Search by SASID or last name** **Filter based on numeric variables (e.g., attendance, school moves)**

School Name	First Name	Middle Name	Last Name	SASID	Date of Birth	Current Grade	Special Education Status	English Learner Status	Race/Ethnicity	Gender	High Needs Status	Support Level	Attendance Rate (Last yr)	Attendance Rate (2 yrs ago)	KINV Academic	KINV Non-Academic	Total School Moves
Prendergast School					14Sep2011	03	Non-Special Education	Non-English Learner	White	Female	High-Needs	MEDIUM	100.0%	100.0%	3	3	2
Prendergast School					25Jul2011	03	Non-Special Education	Non-English Learner	Hispanic/Latino of any race	Male	Non-High Needs	MEDIUM	95.0%	91.2%	6	8	0
Mead School					30Sep2013	01	Non-Special Education	Non-English Learner	Hispanic/Latino of any race	Female	High-Needs	HIGH	86.2%	.	6	5	0
Mead School					18Mar2013	01	Non-Special Education	Non-English Learner	Hispanic/Latino of any race	Male	High-Needs	LOW	95.6%	.	9	9	0
Mead School					18Jan2013	01	Non-Special Education	Non-English Learner	Hispanic/Latino of any race	Male	Non-High Needs	LOW	95.6%	.	7	8	0
Mead School					19Jul2011	03	Non-Special Education	Non-English Learner	Hispanic/Latino of any race	Male	Non-High Needs	MEDIUM	96.1%	92.3%	6	6	1
													Average:	Average:	Average:	Average:	Maximum:
													94.5%	93.7%	6	7	3

**Double-click a student record to view the Student Summary**

# Versions of *Student Summary*

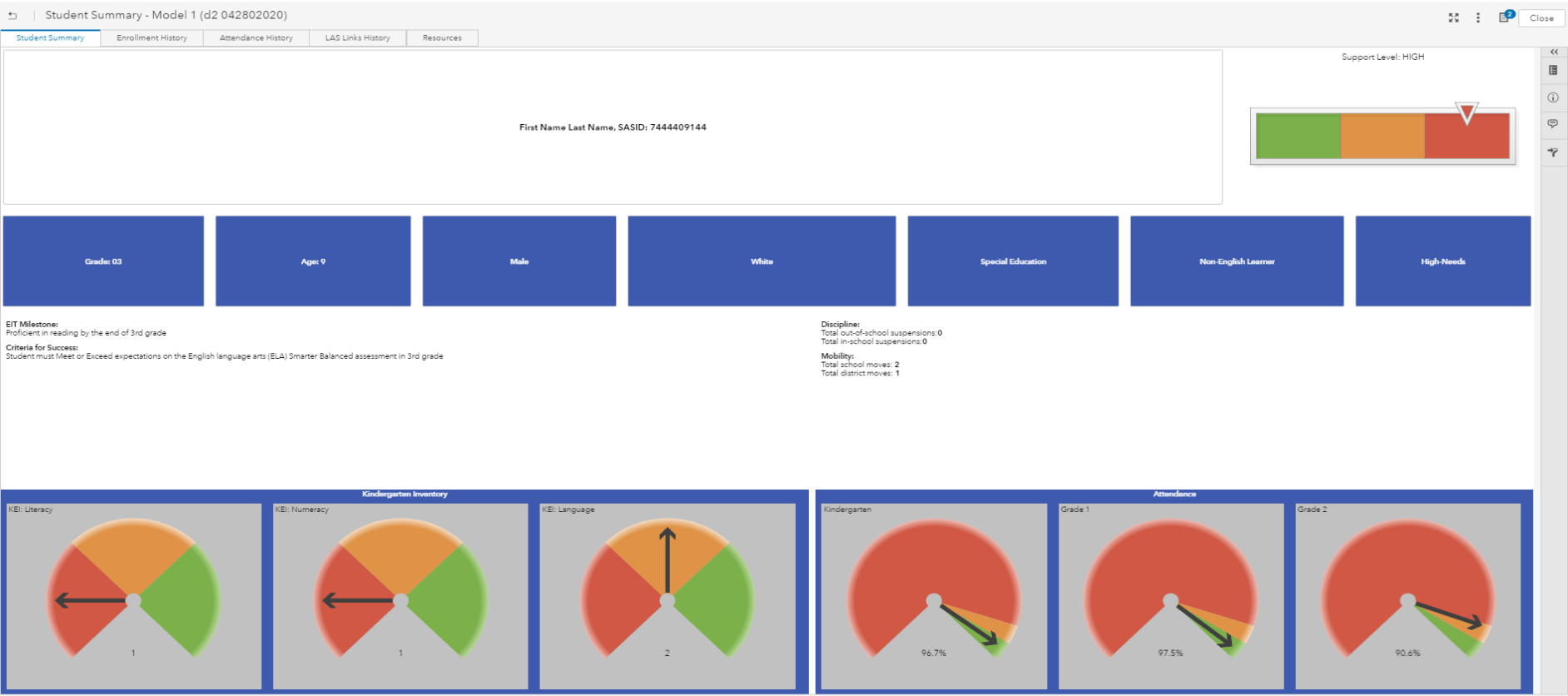
Student Summary - Model 1	Grades 1-3	Student Summary	Enrollment History	Attendance History	LAS Links History	
Student Summary - Model 2	Grades 4-7	Student Summary	Enrollment History	Attendance History	Assessment History	LAS Links History
Student Summary - Model 3	Grades 8-9	Student Summary	Enrollment History	Attendance History	Assessment History	LAS Links History
Student Summary - Model 4	Grades 10-12	Student Summary	Enrollment History	Attendance History	Assessment History	LAS Links History
Student Summary - History Only			Enrollment History	Attendance History	Assessment History	LAS Links History

Prekindergarten and Kindergarten  
(and any students not included in EIT Modeling)



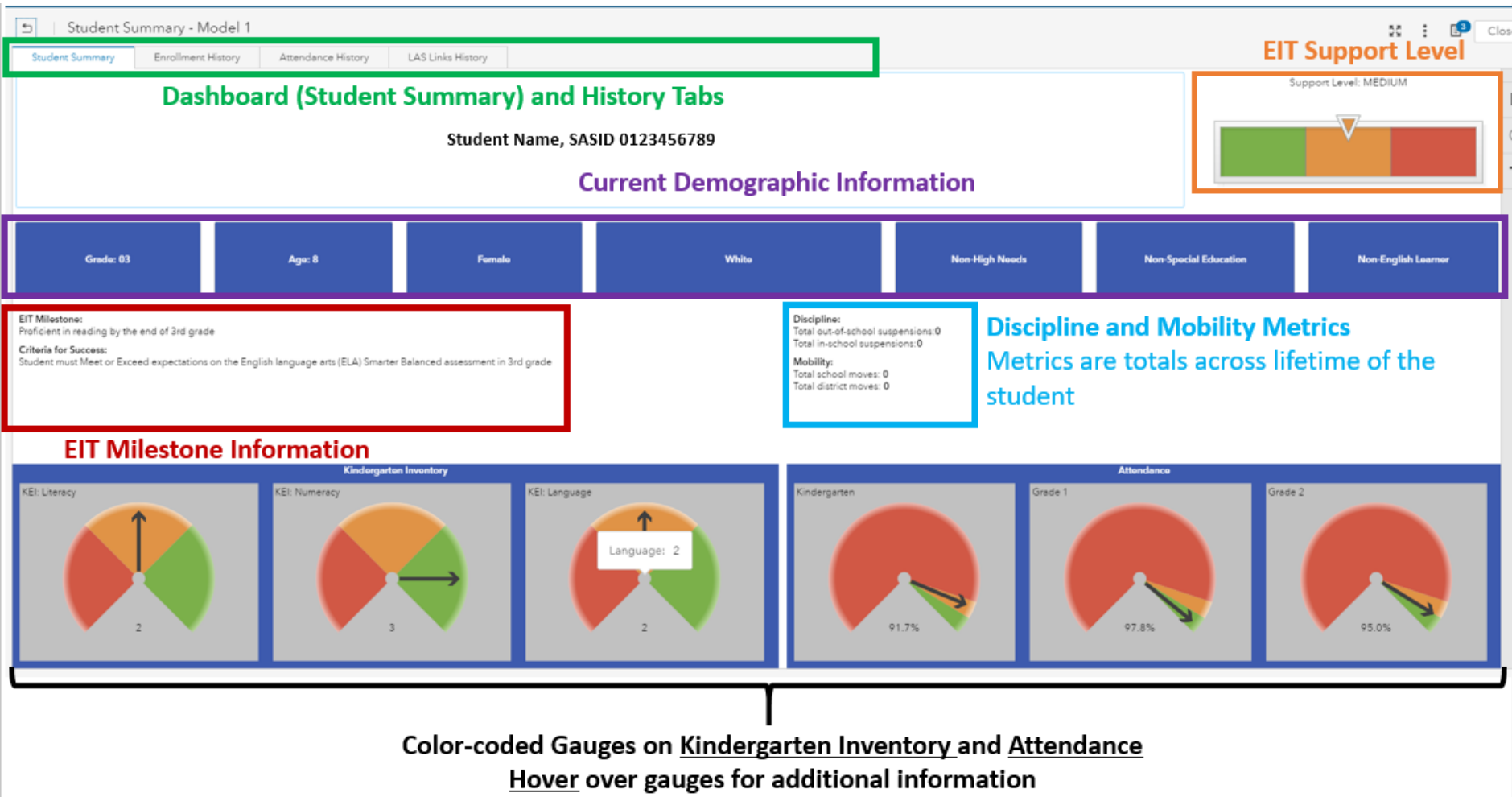
# Model 1 Dashboard

## (Grades 1-3)



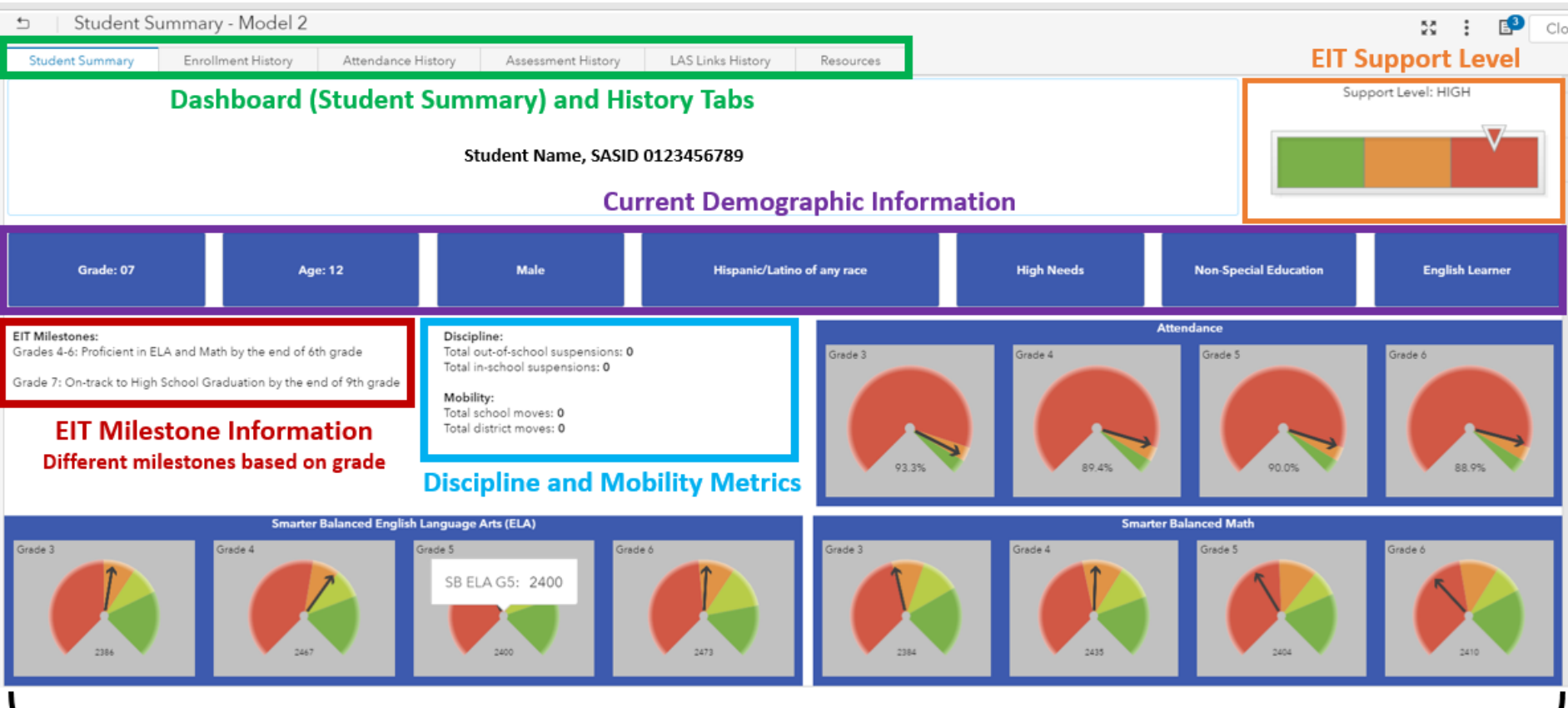
# Model 1 Dashboard

## (Grades 1-3)



# Model 2 Dashboard

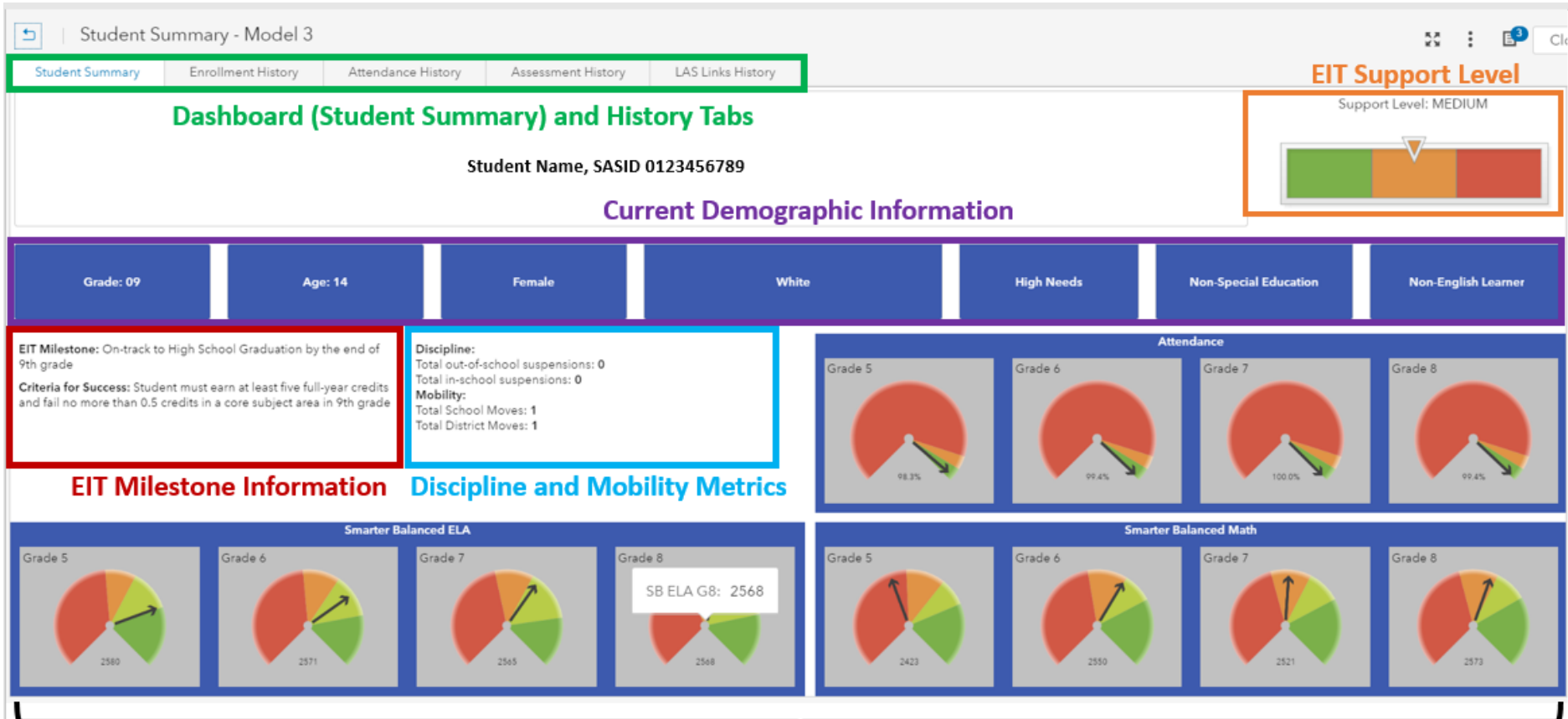
## (Grades 4-7)



**Color-coded Gauges Attendance, Smarter Balanced ELA, Smarter Balanced Math**  
Hover over gauges for additional information

# Model 3 Dashboard

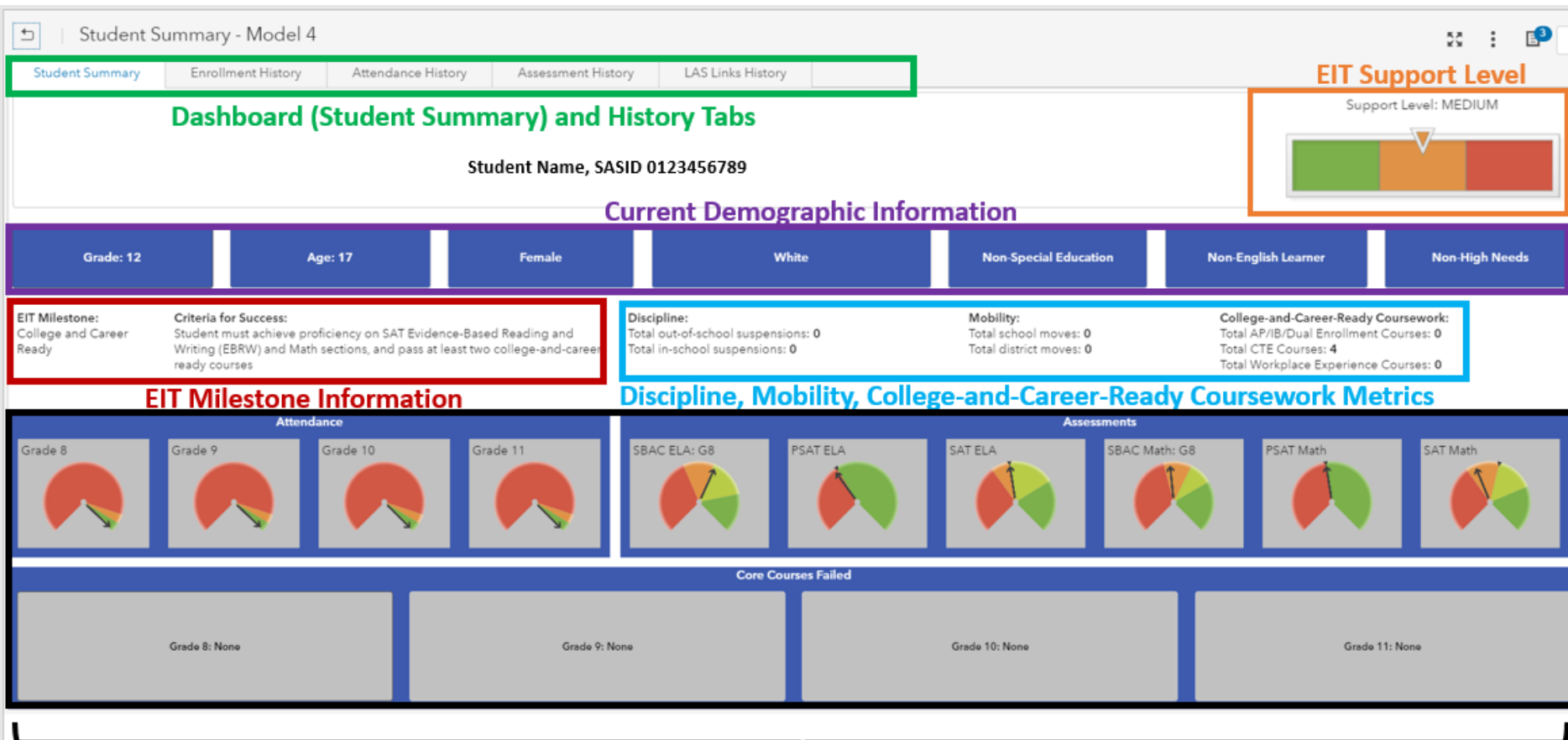
## (Grades 8-9)



**Color-coded Gauges on Attendance, Smarter Balanced ELA, Smarter Balanced Math  
Hover over gauges for additional information**

# Model 4 Dashboard

(Grades 10-12)



Color-coded Gauges on Attendance, Smarter Balanced (Grade 8), PSAT, SAT  
Listing of Core Courses Failed by Grade

# Enrollment History Tab

Student Summary - Model 4 **Report Name tells version of Student Summary**

Student Summary | **Enrollment History** | Attendance History | Assessment History | LAS Links History

Student Name, SASID 0123456789

EIT Support Level 3

Support Level: MEDIUM

Current District and School

Grade: 12 | Age: 17

Collection	Reporting District	School	Grade	Gender	Race/Ethnicity	Native Language	Special Education Status	English Learner (EL) Status	EL Program Type	Homeless Status	HomelessType	Military Fai
Jun2019			g11	Female	White	English	Not Special Education	Non English Learner		Not Homeless	Not homeless	Not Militar
Oct2018			g11	Female	White	English	Not Special Education	Non English Learner		Not Homeless	Not homeless	Not Militar
Jun2018			g10	Female	White	English	Not Special Education	Non English Learner		Not Homeless	Not homeless	Not Militar
Oct2017			g10	Female	White	English	Not Special Education	Non English Learner		Not Homeless	Not homeless	Not Militar
Jun2017			g9	Female	White	English	Not Special Education	Non English Learner		Not Homeless	Not homeless	Not Militar
Jan2017			g9	Female	White	English	Not Special Education	Non English Learner		Not Homeless	Not homeless	Not Militar
Oct2016			g9	Female	White	English	Not Special Education	Non English Learner		Not Homeless	Not homeless	Not Militar
Jun2016			g8	Female	White	English	Not Special Education	Non English Learner		Not Homeless	Not homeless	Not Militar
Jan2016			g8	Female	White	English	Special Education	Non English Learner		Not Homeless	Not homeless	Not Militar
Oct2015			g8	Female	White	English	Special Education	Non English Learner		Not Homeless	Not homeless	Not Militar
Jun2015			g7	Female	White	English	Special Education	Non English Learner		Not Homeless	Not homeless	Not Militar
Jan2015			g7	Female	White	English	Special Education	Non English Learner		Not Homeless	Not homeless	Not Militar
Oct2014			g7	Female	White	English	Special Education	Non English Learner		Not Homeless	Not homeless	Not Militar

Sortable/Exportable, Color-coded list table

Shows all enrollment history, across district, beginning with 2014-15 (potential to add previous years)



# Attendance History Tab

Student Summary - Model 2 **Report Name tells version of Student Summary**

Student Summary | Enrollment History | **Attendance History** | Assessment History | LAS Links History

Student Name, SASID: 1234567890

**EIT Support Level**  
Support Level: HIGH

Current District and School

Grade: 07 | Age: 12

School...	Reporting District	School	Grade	Days of Attendance	Days of Membership	Days Absent	Attendance Rate	Absence Rate
2018-19	District ABC	School ABC	g6	160	180	20	88.9%	11.1%
2017-18	District ABC	School DEF	g5	162	180	18	90.0%	10.0%
2016-17	District DEF	School GHI	g4	161	180	19	89.4%	10.6%
2015-16	District DEF	School GHI	g3	168	180	12	93.3%	6.7%
2014-15	District ABC	School JKL	g2	164	180	16	91.1%	8.9%

Sortable/Exportable, Color-coded list table

Attendance Attendance Rate

School Year	Attendance Rate
2014-15	91.1%
2015-16	93.3%
2016-17	89.4%
2017-18	90.0%
2018-19	88.9%

Exportable, Color-coded chart

# Assessment History Tab

Student Summary - Model 4 **Report Name tells version of Student Summary**

Student Summary | Enrollment History | Attendance History | **Assessment History** | LAS Links History

Student Name, SASID 0123456789

**EIT Support Level**  
Support Level: MEDIUM

**Current District and School** | Grade: 12 | Age: 17

School Year	Subject	Grade	Performance Level Description	Vertical Scal...
2015-16	ELA	08	Met (Level 3)	2572
2015-16	Math	08	Approaching (Level 2)	2522
2014-15	ELA	07	Approaching (Level 2)	2534
2014-15	Math	07	Not Met (Level 1)	2472

School Year	Subject	Grade	Growth Achieved	Growth Rate	Percent of T...	Category Ye...	Category Ye...
2015-16	ELA	08	61	1	110.0%	3 (Level 2: Low)	5 (Level 3: Low)
2015-16	Math	08	50	1	110.0%	2 (Level 1: Hi...	3 (Level 2: Low)

School Year	Subject	Grade	Performance Level Description	Score
2018-19	Math	11	Approaching (Level 2)	450
2018-19	ELA	11	Met (Level 3)	480

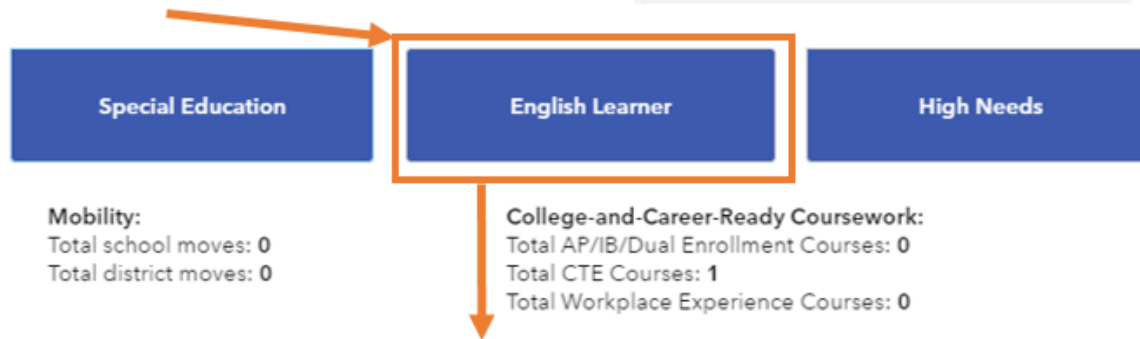
**Coming soon: Next Generation Science Standards (NGSS) Assessment, Connecticut Alternate Assessment System (CTAA for Math and ELA, CTAS for Science)**

**Sortable/Exportable, Color-coded list tables**  
**Shows all assessment history appropriate for the student's grade**

# English Learners

**Current English Learner (EL) Status**  
**If student is a current EL, examine the LAS Links History tab to view available data**

Support Level: HIGH



Student Summary - Model 4

**LAS Links History tab**

Student Summary | Enrollment History | Attendance History | Assessment History | **LAS Links History**

Student Name, SASID 0123456789

Support Level: HIGH

Current District and School

Grade: 10 | Age: 16

Subtests

School Year	Subtest Name	Grade	Performance...	Vertical Scale Score	Target
2018-19	Writing	09	1	432	-
2018-19	Reading	09	1	483	-
2018-19	Speaking	09	3	512	-
2018-19	Productive	09	2	472	-
2018-19	Overall	09	2	490	-
2018-19	Oral	09	3	522	22
2018-19	Comprehension	09	1	508	-

Growth

School Year	Subtest	Grade	GrowthAchieved	Target	Percent of Target Achieved
2018-19	Literacy	09	0	26	0.0%
2018-19	Oral	09	21	14	110.0%
2017-18	Literacy	08	1	39	2.6%
2017-18	Oral	08	37	43	86.0%
2016-17	Oral	07	0	0	0.0%
2016-17	Literacy	07	0	37	0.0%

# LAS Links History Tab

Student Summary - Model 4 **Report Name tells version of Student Summary**

Student Summary | Enrollment History | Attendance History | Assessment History | **LAS Links History**

Student Name, SASID 0123456789

EIT Support Level Support Level: HIGH

Current District and School

Grade: 10 | Age: 16

**Subtests**

School Year	Subtest Name	Grade	Performance...	Vertical Scale Score	Target
2018-19	Writing	09	1	432	.
2018-19	Reading	09	1	483	.
2018-19	Speaking	09	3	512	.
2018-19	Productive	09	2	472	.
2018-19	Overall	09	2	490	.
2018-19	Oral	09	3	522	22
2018-19	Comprehension	09	1	508	.
2018-19	Listening	09	3	533	.
2018-19	Literacy	09	1	457	63
2017-18	Listening	08	2	491	.
2017-18	Comprehension	08	1	498	.
2017-18	Speaking	08	3	512	.
2017-18	Writing	08	3	524	.
2017-18	Productive	08	3	518	.

**Growth**

School Year	Subtest	Grade	GrowthAchieved	Target	Percent of Target Achieved
2018-19	Literacy	09	0	26	0.0%
2018-19	Oral	09	21	14	110.0%
2017-18	Literacy	08	1	39	2.6%
2017-18	Oral	08	37	43	86.0%
2016-17	Oral	07	0	0	0.0%
2016-17	Literacy	07	0	37	0.0%

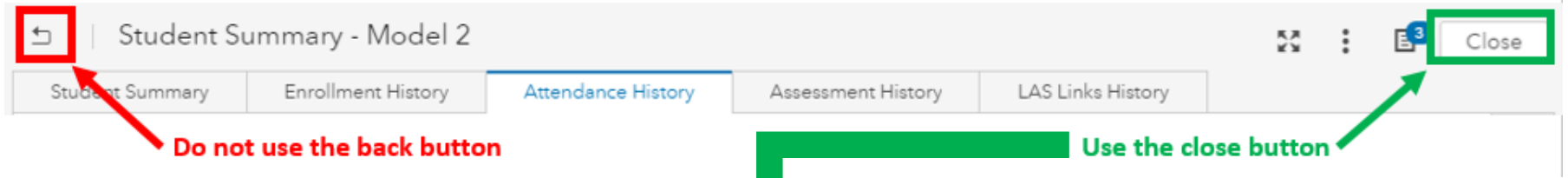
**Mastery Status**

School Year	Grade	Mastery
2018-19	09	0
2017-18	08	0
2016-17	07	0
2015-16	06	0

Sortable/Exportable, Color-coded list tables

Shows all LAS Links assessment history, beginning 2015-16 (potential to add previous years)

# Selecting a Different Student



Previous report  
(Student Summary – Select a Student or Early Indication Tool)

Student Summary - Select A Student

Select a Student

District ABC

Current School

Current Grade

EIT Su

Use the filters or search functions to locate a student. **If the student appears in an EIT table, double-click that record to open the Student Summary.** Otherwise, double-click the student record in the Students not in EIT table.

Search by SASID: Enter SASID...

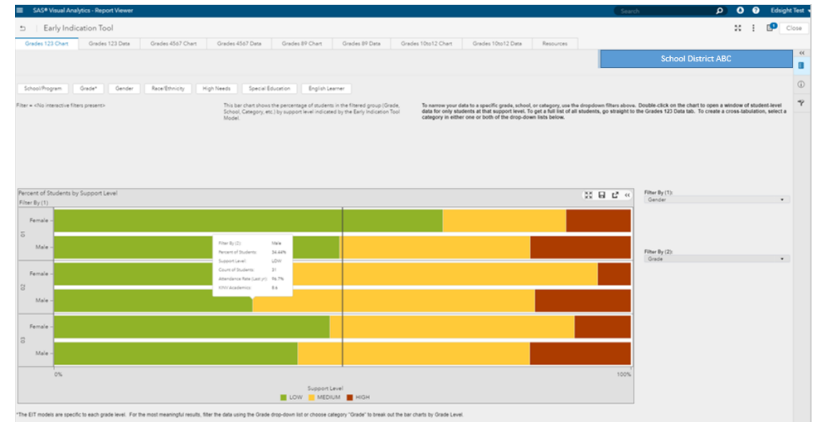
Search by Last Name: Enter Last Name...

EIT Model 1 (Grades 1-3)					EIT Model 2 (Grades 4-7)				
Current School	Current Grade	SASID	Last Name	First Name	EIT Support Level	Current School	Current Grade	SASID	Last Name

EIT Model 3 (Grades 8-9)					EIT Model 4 (Grades 10-12)				
Current School	Current Grade	SASID	Last Name	First Name	EIT Support Level	Current School	Current Grade	SASID	Last Name

All Students

Current School	Current Grade	SASID	Last Name	First Name	EIT Support Level



# Printing

Click the three dots, select Print...

Print...

Rate	Absence Rate
88.8%	11.1%
10.0%	10.0%
24.4%	10.8%
93.3%	0.7%
91.1%	8.9%

School Year	Absence Rate
2014-15	81.1%
2015-16	93.3%
2016-17	81.1%
2017-18	81.1%
2018-19	81.1%

## Print to PDF

Document Setup

Page Setup

Paper size: Letter

Orientation: Portrait / Landscape (selected)

Margins: Units: Inches

Top: 0.25, Right: 0.25, Left: 0.25, Bottom: 0.25

Select Objects

Options

Show page numbers:  (Select "Show page numbers". Deselect all other options)

Show empty rows and columns in table:

Include printed Table of Contents:

Include appendix information:

Expand clipped and non-visible content:  (Full contents can be printed by selecting the "Expand clipped and non-visible content" option)

Include cover page:

Cover page text:

Print Cancel

# Interactive Report Demo

The screenshot shows a web browser window displaying the EdSight Secure! dashboard. The browser's address bar shows the URL `secure-edsight.ct.gov/SASVisualAnalyticsViewer/`. The page header includes the EdSight logo with the tagline "INSIGHT INTO EDUCATION" and the Connecticut State Department of Education (CSDE) logo. Below the header is a navigation bar with four main categories: **Students**, **Educators**, **Instruction**, and **Performance**. Under the **Students** category, there are links for [Early Indication Tool \(EIT\)](#), [FAFSA Completion](#), and [Student Summary \\*\\*\\*NEW\\*\\*\\*](#). A note under EIT states: "NOTE: EIT has been updated (including 2018-19 data, updated support levels, and click-through to Student Summary)." Under the **Educators** category, there is a link for [Educators With Active Endorsements](#). The **Instruction** category has a placeholder that says "Coming soon!". The **Performance** category lists several reports: [CMT/CAPT Science](#), [Connecticut SAT School Day](#), [LAS Links Achievement/Mastery](#), [LAS Links Growth](#), [Next Generation Science Standards\(NGSS\) Assessment \\*\\*\\*NEW\\*\\*\\*](#), [Smarter Balanced Achievement](#), and [Smarter Balanced Growth](#). At the bottom of the dashboard, there is a privacy notice: "EdSight Secure contains personally identifiable information that is confidential pursuant to federal and state law. By logging onto and accessing these data, I hereby acknowledge that the information contained therein shall only be disclosed to authorized personnel." To the right of the notice are links for [Need Help? CONTACT US](#) and [EdSight Public](#). A "SCREENCAST" watermark is visible in the bottom left corner of the dashboard area.



# Questions and Answers





# THANK YOU!

david.alexandro@ct.gov

860-713-6881

charles.martie@ct.gov

860-713-6809

stephanie.o'day@ct.gov

860-713-6803

