

Talk Tuesdays

Developed by the CSDE in collaboration with SERC

October 31, 2023



Today's Agenda

Welcome

Christine Kuehlewind, Stephen Proffitt, Ann Marie Cordisco, and Elisa Laudati,
State Education Resource Center (SERC)

What's New at CSDE and Partners

Kari Sullivan Custer, Attendance & Engagement Consultant, CSDE
Jay Brown, Bureau of Special Education Consultant (Academic Office), CSDE

Hartford ACE Team Presentation

Irene Rietze; Abby Oblinger Quint

Upcoming Attendance & Engagement Meetings

Christine Kuehlewind, SERC



Welcome

October 2, 2023

- [Defined Careers October Professional Learning Opportunity - Register Now](#)

October 5, 2023

- [Aspiring Educators Diversity Scholarship Program \(Nov. 1 Application Deadline\)](#)
- [Nominations for the 2024 U.S. Presidential Scholar Program](#)

October 11, 2023

- [Middle East Conflict - Resources for talking to Students, Families and Staff](#)


October 12, 2023

- [On behalf of CT Department of Transportation Commissioner Garrett T. Eucalitto – 2023 CTDOT Snowplow Naming Contest](#)

October 16, 2023

- [Press Release: Connecticut’s 2024 Anne Marie Murphy Paraeducator of the Year](#)

[Superintendent's Digest](#)





Welcome

October 19, 2023

- [Press Release: The LEAP Effect: A Systemic Approach To Boosting Student Attendance and Engagement](#)
- 2022-23 School Discipline Data Posted on EdSight: [suspension rates](#), [district tiers](#), [incidents](#), [sanctions](#), and [bullying](#).
- [CSDE launches Grades K-5 Computer Science Model Curricula](#)


October 23, 2023

- [CSDE's New Entry Age for Kindergarten: Considerations for Connecticut Schools](#)

October 26, 2023

- [Connecticut Special Education Data System \(CT-SEDS\) User Experience Pulse Survey](#)
- [Notice of Intention to Issue Declaratory Rulings](#)
- [Press Release: Governor Lamont and Commissioner Russell-Tucker Announce Release of \\$11.5 million to 46 School Districts to Boost High Dosage Tutoring](#)
- [Press Release: Governor Lamont Announces Kiana Foster-Mauro is Connecticut's 2024 Teacher of the Year](#)

[Superintendent's Digest](#)



High School Bright Spots Brief



<https://portal.ct.gov/-/media/SDE/Chronic-Absence/BrightSpotsCTReport2023Final.pdf>

Attendance Rates 2023-24 through September

ATTENDANCE RATES FOR YTD SEPTEMBER 2023 COMPARED TO SCHOOL YEARS 2022-23 AND 2019-20



■ YTD 09/23 ■ 2022-23 ■ 2019-20



<https://edsight.ct.gov/relatedreports/Supporting%20Student%20Participation%20in%202020-21.html>

School is Better with YOU!

Attendance Awareness Campaign


<https://portal.ct.gov/sde/betterwithyou>

ATTENDANCE: SCHOOL IS BETTER WITH YOU

- Increase awareness of the importance of school attendance and engagement in order to improve school attendance.
- Conducted research: digital surveys + SME interviews
- Strategy: Create overall messaging umbrella; tactics to connect with parents/grandparents/caregivers, high school students, as well as school staff and community organizations; multi-lingual
- Portal: [CT.gov/betterwithyou](https://portal.ct.gov/sde/betterwithyou) (coming soon!)
- Media Campaign: September - December 2023
 - FB, IG, LinkedIn, TikTok
 - Digital radio, TV, OOH
 - Display banners, Local and in-language newspapers
 - Spanish Language Media



www.ct.gov/betterwithyou





The LEAP Effect

Learner Engagement & Attendance Program (LEAP)


The LEAP Effect

A collaboration between CSDE, Attendance Works, CREC & EdAdvance


101 Virtual Trainings

for home visitors free of charge through the CT Home Visit Hub

www.ct.gov/LEAP







September 2023

LEAP 
Learner Engagement & Attendance Program

The LEAP Effect
Taking A Systemic Approach to Improving Attendance & Engagement

Lessons Learned from Connecticut's Learner Engagement & Attendance Program (LEAP)

Connecticut State Department of Education (CSDE) with contributions from Attendance Works, CREC, and EdAdvance

 Commissioner Charlene M. Russell-Tucker John D. Frassinelli Kari Sullivan Custer	 Hedy Chang Catherine Cooney Cecelia Leong	 Amy Karwan Francisco Baires	 Jonathan Costa Caroline C. Calhoun
---	--	---	--

BRIGHT SPOTS

Improving High School Student Attendance in Connecticut



What did high school leaders do to keep or bring their chronic absence numbers down?

The brief provides

- cross-cutting themes,
- ongoing challenges,
- recommendations and
- summaries of schools interviewed.

The [brief](#) was recently presented on [Talk Tuesday](#).

[Watch the presentation](#) with Helen Duffy, Attendance Works, and Matthew Ryan, East Hartford High School.



Talk Tuesdays



Connecticut State
Department of Education

[CT.gov Home](#) / [Department of Education](#) / [Talk Tuesdays - Student Attendance and Engagement](#)

Talk Tuesdays - Student Attendance and Engagement

Overview


Talk Tuesdays are information sharing sessions that provide district and school staff an opportunity to support each other and their work to improve student attendance and engagement. Virtual sessions are a quick way to stay in touch with a network of support. One hour sessions are held every other Tuesday and engage state agency, district and school staff in an open dialogue around student attendance and engagement. Meetings are **open to all** working to improve engagement and attendance – school, district and community members.

The objectives of Talk Tuesdays are to: 1) stay up-to-date on state policies, practices, events and issues; 2) share successes and lessons learned, 3) trouble-shoot common concerns and 4) provide overall support to each other. Participants help identify the topics for future meetings, present problems of practice, and spend time together expanding our knowledge and capacity to engage students in school.

Register for Talk Tuesdays (one time registration for all sessions) at: <https://serc.info/tues2324>. If you have trouble registering, please contact Holli Ryan at ryan@ctserc.org.





<https://portal.ct.gov/SDE/Chronic-Absence/Talk-Tuesdays>



Talk Tuesday Sessions 2023-24

- **BRIGHT SPOTS: Improving High School Student Attendance in Connecticut**  , Helen Duffy, Senior Fellow, Attendance Works, and Matthew Ryan, Principal, East Hartford High School
[Download Report](#)  October 17, 2023, [Watch recording!](#)
- **School is Better with You! Attendance Awareness Campaign**  , Caroline Calhoun, EdAdvance, and Nicole Lenti, O'Donnell Company, October 3, 2023, [Watch recording!](#)
- **Understanding and Interpreting Monthly Attendance Data**  for 2023-24, Briana Hennessey, Associate Education Consultant, CSDE Performance Office, September 19, 2023, [Watch recording!](#)

Summer Series 2023 - "Back to Basics"

- **School Climate: Impact on Attendance**  Amanda Pickett, MSW, Education Consultant, CSDE, Office of Student Supports, August 8, 2023, [Watch recording!](#)
- **Attendance & Engagement 101**  Caroline Calhoun, EdAdvance, Professional Learning and Attendance Specialist & LEAP Coordinator, July 18, 2023, [Watch recording!](#)





Resources Showcase CSDE Links & Contacts

Connecticut State Department of Education in collaboration with CREC and EdAdvance

Connecticut Resources

- [Talk Tuesdays](#) – virtual one hour conversation about all things related to attendance engagement with a peer learning community, every other Tuesday, open to all
- [EdSight](#)
- [Guidelines for Excused and Unexcused Absences](#)
- [Mental Health Wellness Days Guidance](#) (January 24, 2022)
- [Reducing Chronic Absence in Connecticut's Schools: A Prevention and Intervention Guide for Schools and Districts Guide](#)

State Support & Technical Assistance

Kari Sullivan Custer

State Education Consultant for Attendance and LEAP
CT State Department of Education
Kari.Sullivan@ct.gov

Francisco Baires

Family Engagement Program Manager
Connecticut Home Visit Hub, CREC
FBaires@crec.org

Caroline Calhoun

Professional Learning & Attendance Specialist
EdAdvance
Calhoun@edadvance.org



Featured Speakers

Hartford Public Schools

Abby Olinger-Quint and Irene Rietze



Talk Tuesday:

Focus on Attendance, Culture and
Engagement through Data Analysis and
Strategic Tiered Interventions

Abby Olinger-Quint and Irene Rietze
10/31/23





Our Mission

To provide all our students with the learning and supports they need to succeed in school and in life.

Our Vision

All students will graduate prepared to transform our world.

Our Major Priorities

1. High Quality Teaching and Learning
2. Welcoming Culture & Nurturing Climate
3. Engaging Family & Community Partnerships
4. Skillful Staff and Effective Operations



Major Priority and Strategy Overview

Strategic Operating Plan 2021-2024



VISION STATEMENT

1. High Quality Teaching and Learning

Prepare students academically, leading to life, college, career, and success by taking bold action to understand and meet student needs in academic recovery and acceleration.

2. Welcoming Culture and Nurturing Climate

Cultivate a learning environment that is inclusive, innovative, collaborative, and engaging by ensuring buildings are safe, engaging learning environments.

3. Engaging Family and Community Partnerships

Extend student learning opportunities through partnerships between school, home, and the community through engaged family and community partnerships.

4. Skillful Staff and Effective Operations

Maintain a high level of operational effectiveness with skilled staff, modern facilities, financial integrity, and accountability systems.

STRATEGIES

Implement and monitor **Instructional Vision** in service of the **Portrait of a Graduate**

Provide an **academic system of support** to ensure instruction, interventions, and enrichments meet the needs of all students (MTSS)

Increase **high school and post-secondary transition** supports.

Provide a **social/emotional system of support**, including interventions and enrichments, to meet the social, emotional, and physical needs of all students.

Increase the accessibility to, and effective use of, **technology to enhance both teaching and learning**.

Expand and Improve ways to **engage, communicate, and partner** with families and the community

Develop **real-world, authentic opportunities** to extend learning.

Improve **employee recruitment, onboarding, development, leadership, and recognition**

Enhance collaboration and teamwork to support innovation, collective inquiry, and **continuous improvement**

Ensure **facilities** are equitably safe, secure, well-maintained, and appealing to students, families and staff

Financial practices compliment and fortify the strategic initiatives in alignment with the strategic plan

Major Priority and Strategy Overview Strategic Operating Framework




<i>DME Strategic Priorities</i>	High Quality Teaching and Learning	Engaging Family and Community Partnerships	Welcoming Culture and Nurturing Climate	Skillful Staff and Effective Operations
<i>Cross-Cutting Theme</i>	← Equity →			
<i>Focus Areas for 23-24</i>	Instruction	Engagement	Talent	
<i>Required Strategic Goals</i>	Strengthen Rigorous Tier 1 Core Instruction	Deepen Student Connections to School	Build a Healthier Staff Climate and Culture	
<i>Objectives</i>	Essential Question - For your school or department, what will be significantly improved or changed by the end of 2023-2024?			
<i>Key Action</i>	Essential Question - For each objective, what action will your school or department take to achieve that improvement or change?			

Objectives



- I can describe best practices for effective attendance teams.
- I can understand the strategic use of attendance data for continuous improvement.
- I can describe how to use tiered attendance.
- School Showcase: Hartford Public High School, a Commissioner's Network School





23-24 ACE Big Rocks

Attendance:

- Continue ALL ACE practices from 22-23 (100% attendance, root cause/intervention alignment, medical paperwork completed)
- Outreach Logs completed by ALL staff communicating with families with reason for absence
- MTSS plans for students in need of Tier 3 interventions (starting with chronically absent over several years) in PowerSchool

Culture & Engagement

- Identify PBIS and/or RAP practices that will be school-wide focus
- Ensure Tier 1 practices related to PBIS and Restorative Approaches and Practices present
- Bi-weekly ACE Team meetings supported with behavioral data

2023 ACE Team Goals



During the 2023-2024 school year, school and district ACE teams will focus on the following:

Attendance:

- Continued implementation of systems to ensure 100% attendance is taken on time
- ***Professional learning for ALL staff the appropriate use of outreach logs***
- Continue with the No Show Protocol
- Continue with Student Engagement Team one-on-one meetings with Student Engagement Specialists, Administration and observation of ACE team meetings
- ***Continue creating and monitoring intervention plans in PS MTSS***
- Set a school-wide SMART goal for CA and ADA
- Normed on PowerSchool reports for ACE team use and review of data bi-weekly for Attendance

2023 ACE Team Goals



During the 2023-2024 school year, school and district ACE teams will focus on the following:

Culture & Engagement:

- *Identify PBIS and/or RAP practices that will be school-wide focus*
- *Ensure presence of Tier 1 practices related to PBIS and Restorative Approaches and Practices*
- *Set a school-wide SMART goal to address Tier 1 behavior*
- *Norm on PowerSchool Behavior reports for biweekly ACE team use*
- *Ensure Office Discipline Referrals are entered into PowerSchool and resolved by leadership*

Attendance Celebrations



- Schools re-engaged on average 30 students who were identified as Tier 3 the 1st week of school.
- 1,638 students identified as No Shows have been re-engaged in school at the start of the school year.
- 1,750 students are no longer chronically absent.
- 100% of schools have continuous MTSS plans for students with attendance concerns and engaged in progress monitoring.
- 95% retention of Student Engagement Specialists hired in the 22-23 school year.
- 100% of schools had Tier 1 incentive calendars, met weekly using the normed ACE agenda and focused on student root cause with alignment of high leverage intervention to re-engaged students and families.

Attendance Tiered Roster Report



Custom built Attendance Tier Roster Report in PowerSchool supports ACE Teams in understanding student support tiers and monitoring students in need of family outreach.

Make Current Selection Copy CSV TAB Print PDF

School ID Student Number Last Name First Name Grade Level Cohort Yr Home Room Home Room Teacher Age Entry Date City Displaced SWD Prev Att Tier Cur Att Tier CA Status Total Membership Days Present Days Absent ADA Days Unexcused Logged Calls Logged Letters Logged Meetings Logged Home Visits Logged Referrals

Days Present Days Absent ADA Days Unexcused Logged Calls Logged Letters Logged Meetings Logged Home Visits Logged Referrals Search:

School ID	Student Number	Last Name	First Name	Grade Level	Cohort Yr	Home Room	Home Room Teacher	Age	Entry Date	City	Displaced	SWD	Prev Att Tier	Cur Att Tier	CA Status	Total Membership	Days Present	Days Absent	ADA	Days Unexcused	Logged Calls	Logged Letters	Logged Meetings	Logged Home Visits	Logged Referrals
				0		126A		5	07/01/2023	HARTFORD	N	N	2	Tier 1A - Satisfactory	N	29	28	1	96.55	0	2	4	0	0	0
				5		205		11	08/10/2023	HARTFORD	N	N		Tier 1A - Satisfactory	N	29	28	1	96.55	0	3	0	1	0	0
				7		225		13	08/16/2023	HARTFORD	N	N		Tier 1A - Satisfactory	N	29	28	1	96.55	1	4	0	1	0	0
				5		206		10	08/23/2023	HARTFORD	N	N		Tier 1B - At Risk	N	29	27	2	93.1	1	4	0	0	0	0
				7		238		12	07/01/2023	HARTFORD	N	N	1	Tier 1A - Satisfactory	N	29	29	0	100	0	3	2	0	0	0
				5		206		10	09/12/2023	HARTFORD	N	N	1	Tier 1B - At Risk	N	20	19	1	95	1	6	0	0	0	0
				6		221		10	07/01/2023	HARTFORD	N	N	1	Tier 1A - Satisfactory	N	29	29	0	100	0	0	2	0	0	0
				8		242		13	07/01/2023	HARTFORD	N	N	1	Tier 1A - Satisfactory	N	29	29	0	100	0	2	0	0	0	0
				3		109		8	07/01/2023	HARTFORD	N	N	1	Tier 1A - Satisfactory	N	29	29	0	100	0	0	2	0	0	0
				2		101		7	07/01/2023	HARTFORD	N	N	2	Tier 1A - Satisfactory	N	29	29	0	100	0	0	4	0	0	0

EdSight Secure Student Summary



Use of EdSight Secure Student Summary to plan supports for students new to the district and learn more about students who struggle to attend.

Welcome to EdSight Secure! > Student Summary - Select A Student

Hartford School District | Current School | Current Grade | EIT Support Level

Select a Student: New to District (last 90 days) | Grades 1-3 (New last 90 days) | Grades 4-7 (New last 90 days) | Grades 8-9 (New last 90 days) | Grades 10-12 (New last 90 days)

Select a grade tab below (e.g., Grades 4-7). Use the filters or search functions to locate a student. **If the student appears in a grade tab, double-click that record.** Otherwise, locate the student in the *All Students* tab and double-click that record. Please note: dependent on filter selections, you may see one or more blank grade tabs. Please click through grade tabs as needed.

Filter by Days Enrolled: Click to select range(s) | Search by SASID: Enter SASID... | Search by Last Name: Enter Last Name...

Collection	Reporting District	School	Grade	...
Jun2023			g8	F
Oct2022			g8	F
Oct2021			g7	F
Jun2021			g6	F
Oct2020			g6	F
Jun2020			g5	F
Oct2019			g5	F
Jun2019			g4	F
Oct2018			g4	F
Jun2018			g3	F
Oct2017			g3	F
Jun2017			g2	F
Jan2017			g2	F
Oct2016			g2	F
Jun2016			g1	F
Jan2016			g1	F
Jun2015			KF	F
Jan2015			KF	F
Oct2014			KF	F
Jun2014			PK	F
Jan2014			PK	F
Oct2013			PK	F

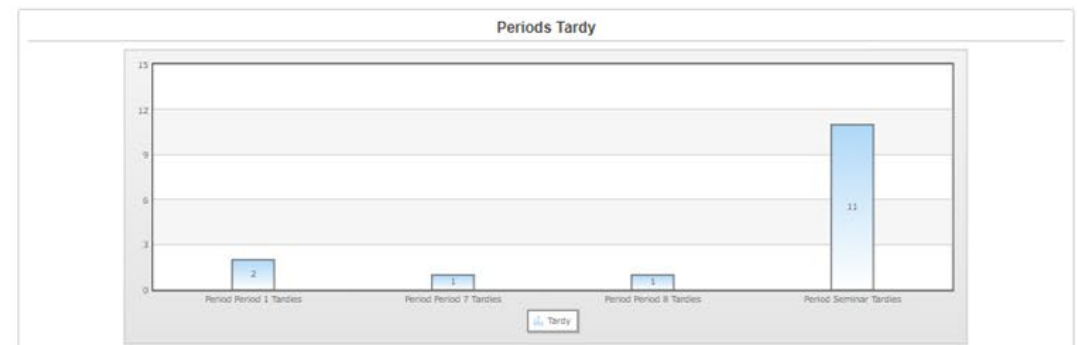
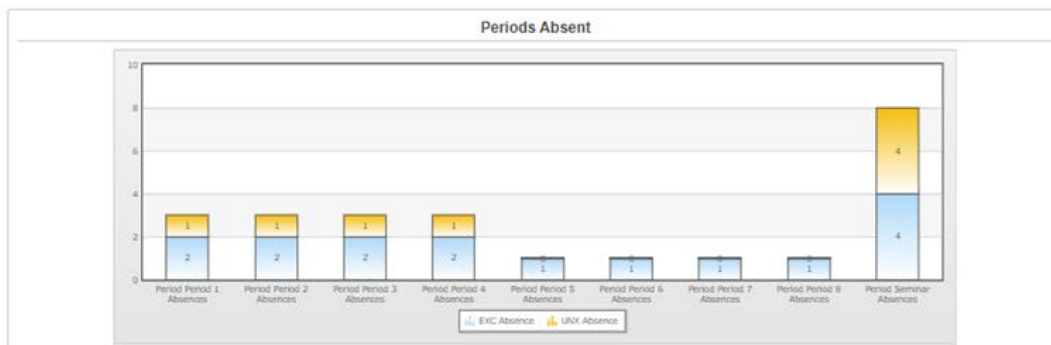
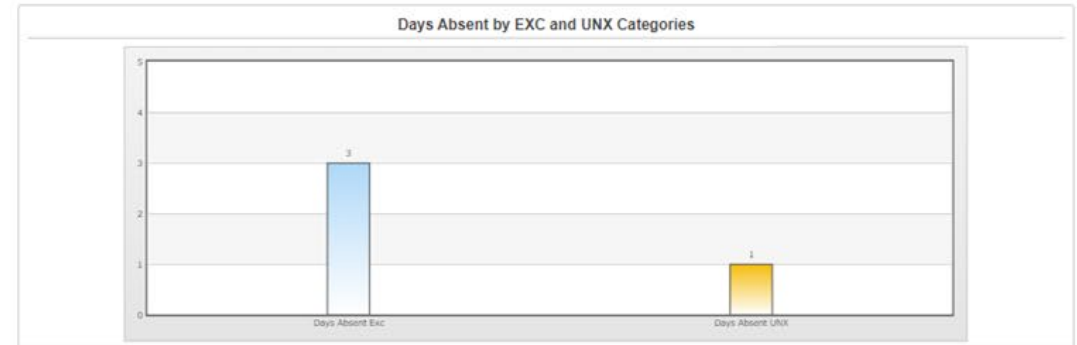
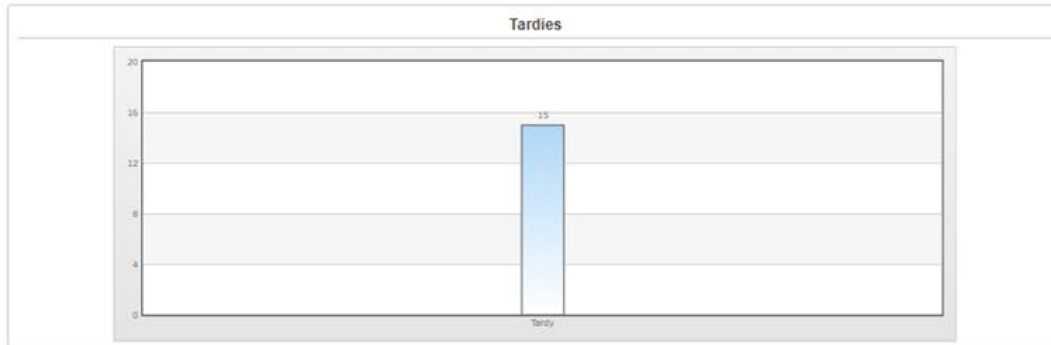
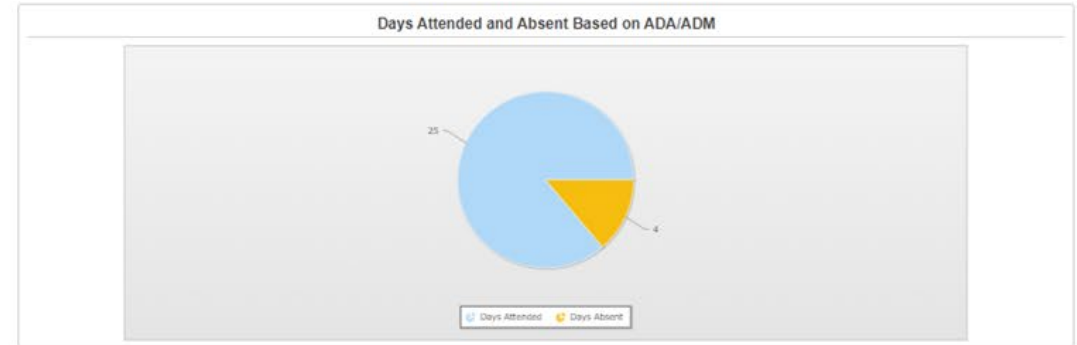
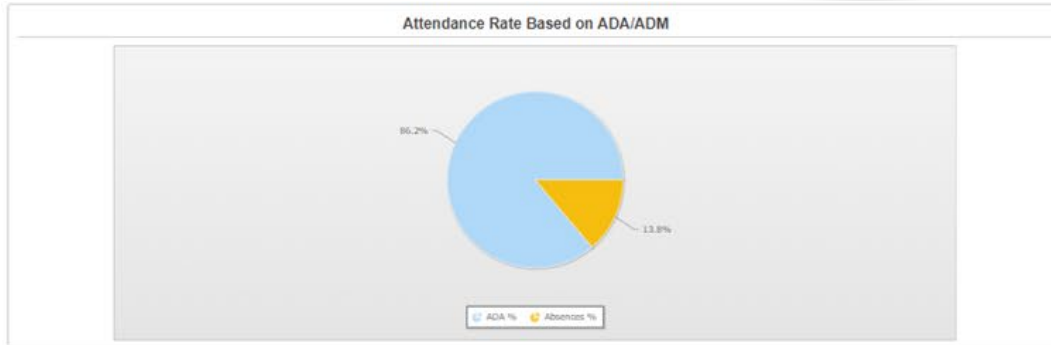
Attendance Rate Bar Chart

Group	Attendance Rate
Group 1	77.4%
Group 2	91.7%
Group 3	95.5%
Group 4	91.1%
Group 5	86.7%
Group 6	87.8%
Group 7	86.0%
Group 8	64.6%
Group 9	77.4%

MBA Attendance Monitor Individual Student Dashboard



Use of PowerSchool MBA Attendance Monitor to analyze attendance trends for individual students.



Expanded Attendance Codes



Expanded Absence Codes to better understand why students are missing school.

Absence Codes <2022-23

CODE	ABSENCE REASON
UNV	Unverified Absence
UAB	Unexcused Absence
EXC	Excused Absence
UXT	Unexcused Tardy
EXT	Excused Tardy
OSP	Out of School Suspension
INS	In School Suspension
FLD	Field Trip
HBD	Homebound

Absence Codes 2022-23 and Beyond

ABSENCE REASON	EXC	UNEX	ABSENCE REASON	EXC	UNEX
Bereavement	EX-BE	UX-BE	Not Cleared to Attend	EX-NC	UX-NC
District Transportation	EX-BUS		Overslept/Missed Bus	EX-OMB	UX-OMB
Court Appearance	EX-CA	UX-CA	Out of Country	EX-OOC	UX-OOC
College Visit	EX-CV	UX-CV	Other	EX-OTH	UX-OTH
Family Emergency	EX-FE	UX-FE	Personal Transportation	EX-PT	UX-PT
Family Member Illness	EX-FMI	UX-FMI	Religious Holiday	EX-REL	UX-REL
Family Responsibilities	EX-FR	UX-FR	Safety To/From/In School- Unexcused	EX-SAF	UX-SAF
Unstable Housing	EX-HOUS	UX-HOUS	School/Class Avoidance	EX-SKIP	UX-SKIP
Illness/Medical Issue	EX-ILL	UX-ILL	Vacation	EX-VAC	UX-VAC
Medical Appointment	EX-MA	UX-MA	Working	EX-WORK	UX-WORK
Mental Health/Wellness	EX-MEI	UX-MEI	Whereabouts Unknown/No Contact		UX-WU

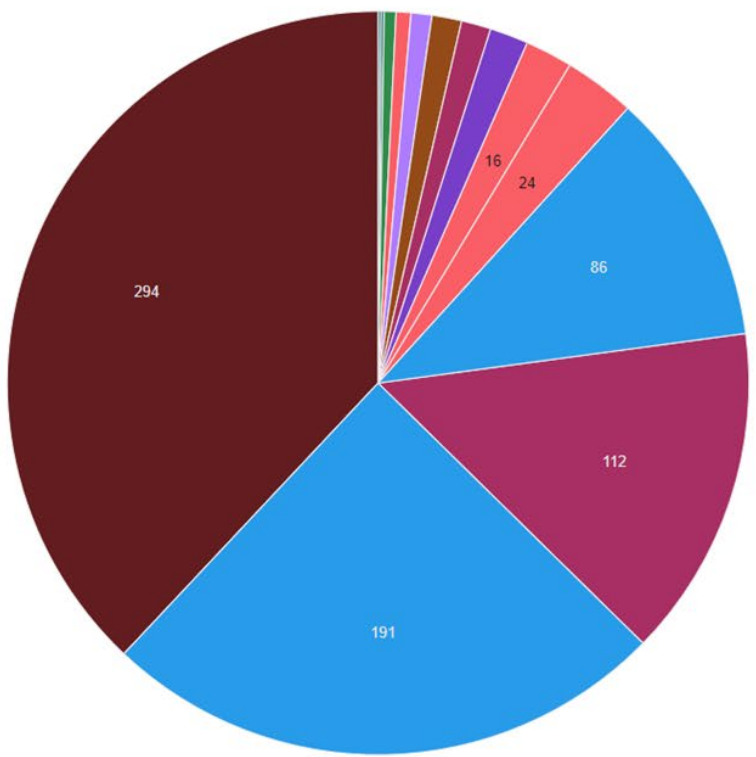
Reasons for Absence



Each absence from school or class is coded by reason and visually presented for schools to analyze root cause trends and plan supports.

Absent Quantity by ATT_DESC

- Family Emergency
- Religious Holiday
- Out of School Suspension
- Bereavement
- District Transportation
- Not Cleared to Attend
- Perso
- Family Member Illness
- Medical Appointment
- Whereabouts Unknown/No Co...
- Out of Country
- Other
- Illness/Medical Issue



Attendance Reason (Excluding UNV)

Attendance Reason (Excluding UNV)	Absent Quantity
Bereavement	5
District Transportation	7
Family Emergency	1
Family Member Illness	16
Illness/Medical Issue	294
Medical Appointment	24
Not Cleared to Attend	10
Other	191
Out of Country	112
Out of School Suspension	4
Personal Transportation	10
Religious Holiday	1
Vacation	13
Whereabouts Unknown/No Contact	86
Summary	774

Weekly Monitoring School Goals



Schools progress monitored weekly toward end of year target. Successes and growth incentives and supports intensified when school becomes far off track.

ACE School Attendance Target Tracker 2023-24																								Updated 10/10/2023 AM						
Attendance Tier 1																														
Attendance Tier 2																														
Attendance Tier 3																														
School	Current Rate	23-24 Target	Distance from Target	Status	Current K-12 Enrollment	Number of Students to Hit Target	# of Kids Off Target	0	1	2	3	4	5	6	7	8	9	10	11	12	13	14	15	16	17	18	19+	EOY 22-23 Rate	Current Reduction from EOY	
District	30.5%	23.8%	7.1%	Off Track	15127	3601	-3321	5254	3148	1988	1355	794	628	452	298	204	151	121	93	85	78	55	46	40	27	30	280	38.9%	-8.0%	
Naylor	20.5%	15.5%	5.0%	Off Track	341	53	-53	150	73	51	28	20	9	5	3		1				1							12.5%	8.0%	
Renzulli	19.8%	6.8%	13.0%	Off Track	116	8	-8	57	28	8	12	3	3	2	2	1												15.5%	4.3%	
UHSSE	22.3%	16.0%	6.3%	Off Track	399	64	-61	178	85	47	27	23	15	9	5	4	1		1				1			3	13.0%	9.3%		
Betances Learning Lab	15.4%	15.2%	0.2%	Off Track	292	45	-43	147	67	33	16	11	6	4	2						3	1					2	21.6%	-6.2%	
Betances STEM	21.8%	13.8%	8.0%	Off Track	211	30	-29	85	46	35	16	13	6	3	3		2							1			1	22.5%	-0.7%	
Breakthrough North	15.6%	17.2%	-1.6%	On Track	225	39	-37	124	39	28	11	9	4	2	2	1	2	1									2	24.7%	-9.1%	
Breakthrough South	17.0%	12.5%	4.5%	Off Track	264	33	-33	121	64	34	15	10	7	6	4	2		1										24.8%	-7.8%	
Classical	24.2%	15.7%	8.5%	Off Track	472	75	-70	200	102	56	36	20	21	10	4	7		2	2	2	3		2				5	24.8%	-0.6%	
ESM Hooker	24.6%	12.5%	12.1%	Off Track	512	64	-60	181	139	66	35	33	18	15	4	5	4	2	2	1	1	1	1				4	28.5%	-3.0%	
HMTCA	24.4%	18.4%	6.0%	Off Track	934	172	-163	368	196	142	70	51	40	14	13	4	1	6	2	5	2	1	3	2	4	1	9	29.3%	-4.0%	
Kinsella Lower	24.6%	15.6%	9.0%	Off Track	386	61	-61	157	73	62	44	14	8	12	7	6		2			1							24.7%	-0.1%	
Montessori Batchelder	24.8%	19.9%	4.9%	Off Track	258	52	-51	111	54	29	25	10	12	7	5	2		2									1	28.8%	-4.0%	
Montessori Fisher	20.5%	13.4%	7.1%	Off Track	259	35	-35	127	53	27	21	10	13	2	2	1	2								1			20.1%	0.4%	
STEM Fisher	15.5%	13.8%	1.7%	Off Track	373	52	-49	177	92	46	24	14	4	5	1	1	1				4						1	24.3%	-8.8%	
Webster	18.9%	15.4%	3.5%	Off Track	533	83	-83	236	132	65	38	19	18	13	4	5	1	2											25.5%	-6.6%
Bulkeley High School	58.5%	34.0%	24.5%	Off Track	586	193	-157	105	78	56	57	41	44	24	14	19	16	6	11	14	8	7	6	10	5	9	36	66.3%	-7.8%	
Burns	29.4%	31.4%	-2.0%	On Track	238	75	-75	88	50	30	25	11	9	8	4	4	1	4		3	1							50.0%	-20.6%	
Burr Middle	41.2%	27.6%	13.6%	Off Track	306	85	-82	73	52	57	35	19	19	15	13	1	4	2	5	2	3	2		1			3	52.6%	-11.4%	
Capital Preparatory	31.1%	23.1%	8.0%	Off Track	495	115	-87	87	74	59	60	35	27	36	19	12	15	10	8	10	2	6	3	1	2	1	28	39.0%	-7.0%	
Dwight-Bellizzi	20.2%	27.6%	-7.4%	On Track	598	166	-163	268	142	68	56	8	17	12	9	7	3	1		2	1	1					3	32.6%	-12.4%	
ELAMS	25.1%	19.0%	6.1%	Off Track	366	70	-70	141	80	56	36	16	11	12	2	4		3	1	3			1					31.3%	-6.2%	
Global Communications	35.6%	30.5%	5.1%	Off Track	435	133	-130	115	101	66	38	26	25	16	15	9	5	6	2	2	2	2			1	1	3	48.0%	-12.4%	
Great Path	29.8%	20.3%	9.5%	Off Track	302	62	-56	121	59	32	29	15	15	5	6	6	3	1	2	1	1		1			1	4	42.4%	-12.6%	

Daily Accrued Absences



Daily Accrued Absence dashboard allows ACE Teams to drill into students approaching chronic absenteeism or those at risk for continued chronic absenteeism.

Accrued Absences as of Yesterday (Students in Grades K-12)

Attendance Tier

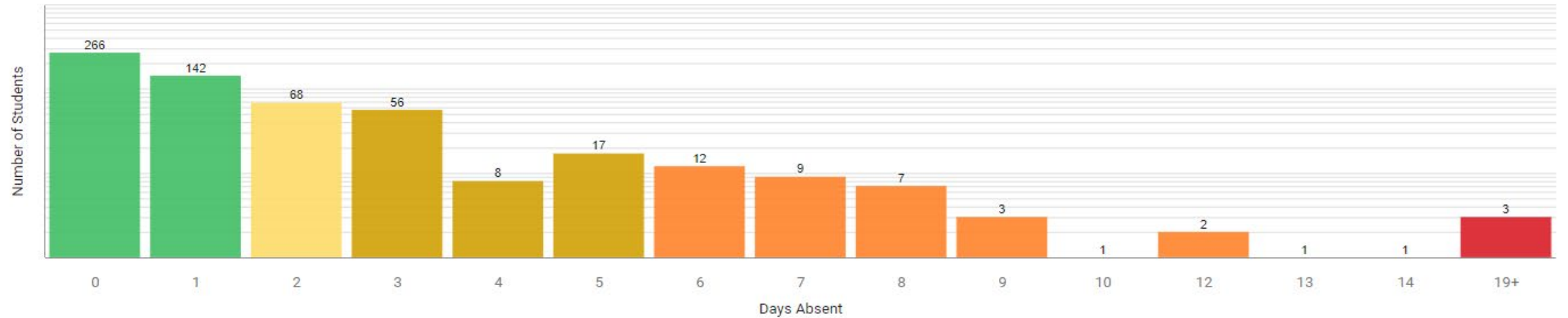
● 1 - On-Track

● 2 - At-Risk

● 3 - Off-Track Recover

● 4 - Off-Track Serious

● 5 - Off-Track Disconnected



Student Listing

School Name	Current Grade Level	Student ID	Student Last Name	Student First Name	Absent Quantity	AttendanceGroup
-------------	---------------------	------------	-------------------	--------------------	-----------------	-----------------

MTSS Planning



All students identified for Tier 3 Attendance supports will have MTSS Plans. This report helps ACE Teams monitor students in need of plans.

Student - Attendance with Last SY and Plan Status

Student ID	Student Last Name	Student First Name	Gender	LEP Flag	Special Ed Flag	Homeless Flag	Current Grade Level	Previous Grade	Current SY Absences	Prev SY (May - EOY) Absences	Previous SY Membership	Previous SY Attendance	Previous SY ADA (PSIS)	Previous SY CA Flag	Previous Intv Plan Status
			M	N	N	N	01	KF	1	1	180	157	87.22	Y	Inactive Plan
			M	N	N	N	04	03	1	3	180	146	81.11	Y	Inactive Plan
			M	Y	N	N	03	02	0	9	180	136	75.56	Y	Active Plan
			M	Y	Y	N	01	KF	5	0	149	130	87.25	Y	Active Plan
			M	N	N	N	08	07	4	3	180	159	88.33	Y	Active Plan
			M	Y	N	N	03	02	0	9	180	136	75.56	Y	Inactive Plan
			F	N	N	Y	05	04	2	20	180	134	74.44	Y	Active Plan
			F	N	N	Y	05	04	5	0	180	173	96.11	N	Inactive Plan
			F	Y	Y	N	02	01	5	19	180	111	61.67	Y	Active Plan
			F	N	N	N	07	06	1	2	180	163	90.56	N	Inactive Plan
			M	N	N	N	03	02	2	2	180	159	88.33	Y	Inactive Plan
			F	Y	Y	N	01	KF	5	17	180	127	70.56	Y	Inactive Plan

School Spotlight: Hartford High



Hartford High Demographics

799 Students

- 153 First-Time Freshmen
- 91 Retained Freshmen
- 168 Sophomores
- 197 Juniors
- 210 Seniors
- 24% Students with Disabilities
- 41% Multilingual Learners
- 78% Eligible for Free/Reduced Price Meals

Overview

Freshman Academy

Career Pathways (grades 10-12)

- Engineering & Green Technology
- Allied Health

Student Support & Success Center

HOPE 1

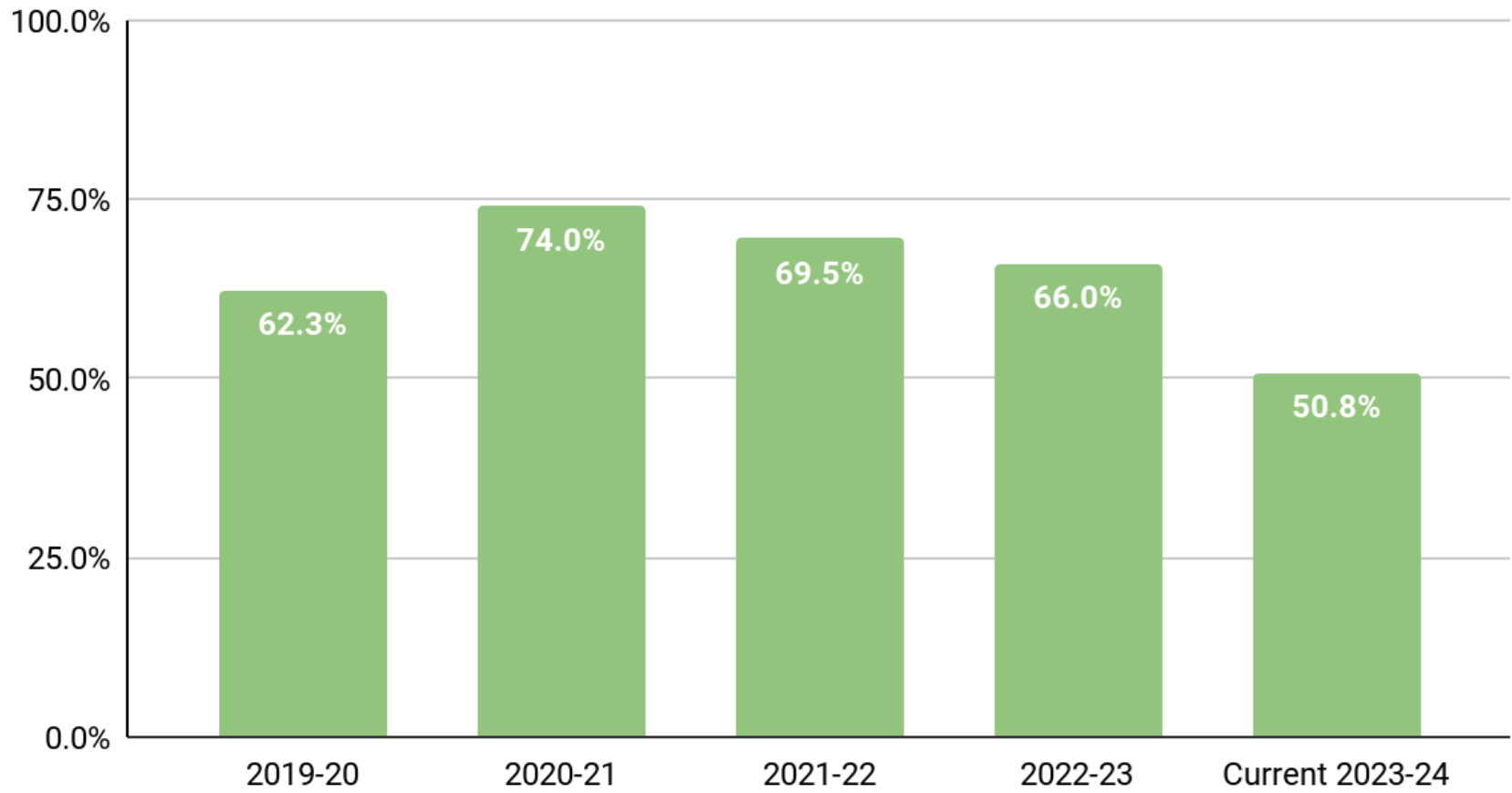
Specialized Programs for Students with Disabilities

School Spotlight: Hartford High



Chronic Absenteeism spiked at 74% upon return from the pandemic, and has since improved by 23 percentage points.

HPHS Chronic Absenteeism Rate Trend Since Pandemic



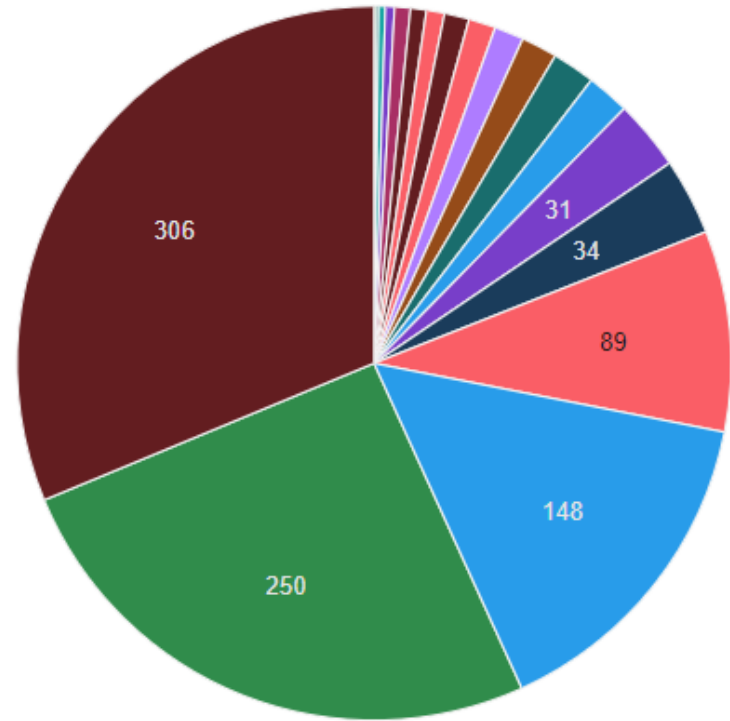
School Spotlight: Hartford High



Primary reason for absenteeism at Hartford High include Illness and Medical Issues.

Absent Quantity by ATT_DESC

- ATT_DESC
- College Visit
- Personal Transportation
- Family Member Illness
- Family Responsibilities
- Other
- Safety To/From/In School
- Unstable Housing
- District Transportation
- Vacation
- Out of School Suspension
- Court Appearance
- Bereavement
- Not Cleared to Attend
- Mental Health/Wellness
- Illness/Medical Issue
- Overslept/Missed Bus
- School/Class Avoidance
- Family Emergency
- Medical Appointment



Attendance Reason (Excluding UNV)

Attendance Reason (Excluding UNV)	Absent Quantity
Bereavement	8
College Visit	1
Court Appearance	3
District Transportation	13
Family Emergency	19
Family Member Illness	12
Family Responsibilities	19
Illness/Medical Issue	306
Medical Appointment	89
Mental Health/Wellness	34
Not Cleared to Attend	16
Other	148
Out of School Suspension	250
Overslept/Missed Bus	4
Personal Transportation	7
Safety To/From/In School	1
School/Class Avoidance	11
Unstable Housing	7
Vacation	31
Summary	979

Systems and Structures



ACE Roles & Responsibilities

The entire school community plays a crucial role in building strong habits for our students. This document outlines the roles and responsibilities of key staff in supporting the work of the school's Attendance, Culture & Climate, and Engagement (ACE) Team aimed at increasing school connectedness and student achievement.

Tier 1 Universal, Whole-School Prevention

Tier 1 strategies are for all students and aimed at preventing barriers to school connectedness and achievement.

Administrators: Monitors groups below to ensure accountability and remove barriers

Teachers (General Education, Special Education, & 504)	Behavior Technicians	Social Workers	Student Engagement Specialists (SESS)	Family and Community Support Service Providers (FCSSPs)
<ul style="list-style-type: none"> Phone calls home for second, third, and fourth absence from school logged in PowerSchool Family Outreach. Regular phone calls home for <i>all</i> students logged in PowerSchool Family Outreach Create positive classroom environments including collaboration with students around respect agreements and engaging in community builders Consistently support classroom and school-wide expectations and norms 	<ul style="list-style-type: none"> Organize and share school-wide behavior data bi-weekly Coordinate PBIS and Restorative Practices structures (school-wide) with administrators and ACE Team members Participate in ACE Team meetings in support of schoolwide Culture and Climate Organize and facilitate school-wide behavioral and culture and climate incentives Enter behavioral referrals into PowerSchool 	<ul style="list-style-type: none"> Consults with school personnel about home, neighborhood and community conditions affecting student welfare Assists in developing standard procedures to handle crisis and promulgates them among personnel Participates as an active member of the school based multidisciplinary team. Assists in developing prevention activities and services in the school community 	<ul style="list-style-type: none"> Follow the checklist for attendance outreach Plan and lead attendance initiatives and activities to celebrate Tier 1 students. Support the development of interpersonal relationships with students and staff to help encourage positive climate & culture as well as attendance Pull weekly ADA and CA data for grade level and report out about data trends in weekly ACE meetings. Serve as a resource to school staff to develop 	<ul style="list-style-type: none"> Support the SESS as they lead organizing monthly attendance incentives for Tier 1 students. Send monthly ParentSquare communications informing parents of attendance incentives. Develop and implement a system for connecting families to ParentSquare and PowerSchool Parent Portal Develop and implement a system for collecting updated contact information for families and submitting it to the main

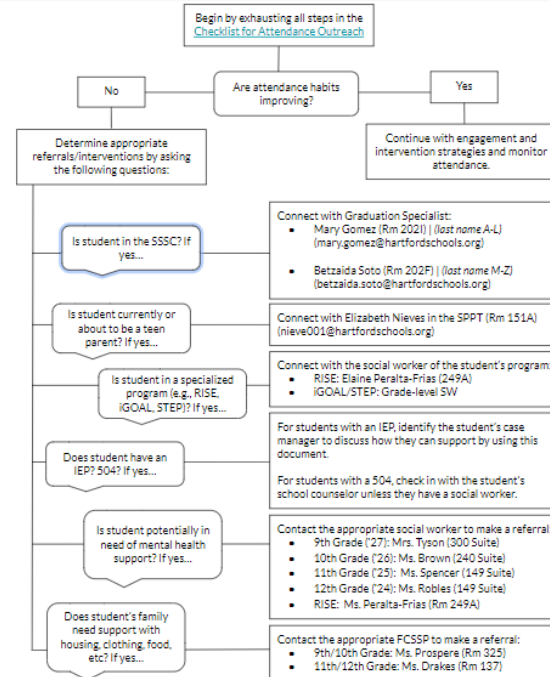
ACE Team Calendar of Attendance Incentives/Celebrations | SY 23-24

Yellow = Improved attendance
Green = Perfect attendance
Orange = Seminar challenge

September	October	November
Cupcakes for Seminars - Owner: Culture & Climate Team - Audience: Seminars with best attendance in month of September - Cost: \$500	Halloween-themed Movie in the Auditorium - Audience: Those with improved attendance for month of October - Cost: \$200 (candy, popcorn)	Staff make breakfast for students
Improved Attendance Open Gym - Owner: ACE Team - Audience: Students with improved attendance in September relative to last year (or some other indicator) - Cost: None	Improved Attendance Open Gym - Audience: Students with improved attendance in October - Cost: None	Improved Attendance Open Gym - Audience: Students with improved attendance in November - Cost: None
Perfect Attendance Raffle (3 students per grade win HPHS swag bag) - Owner: ACE Team - Audience: Those with perfect attendance for entire month of September - Cost: None, we have items on hand	Perfect Attendance Raffle (3 students per grade win HPHS swag bag) - Audience: Those with perfect attendance for entire month of October - Cost: None, we have items on hand	Perfect Attendance Raffle (3 students per grade win HPHS swag bag) - Audience: Those with perfect attendance for entire month of November - Cost: None, we have items on hand

SES Attendance Case Management Flow Chart

This document is designed to assist SESs in managing their grade-level caseloads and to help support staff understand how they will be engaged in the attendance process. It is a companion document to the ACE Roles & Responsibilities.



HARTFORD PUBLIC HIGH SCHOOL
"ONE SCHOOL. ONE VISION. THREE PATHWAYS."

2023-24 HPHS ACE Team Rolling Agenda

Key ACE Resources:	ACE Google Drive Folder	Checklist for Attendance Outreach
ACE Procedures Manual ParentSquare Attendance Letters Notice of Student Withdrawal	Home Visit Protocol ChildFind Obligations Incentives Calendar	ACE Roles & Responsibilities Student Age 17 Withdrawal to Adult Education Program
Job Corp Resources:	Academic Classes	Graduate Support
Orientation Video	FAQs	Graduate Support
Meeting Norms:		
Start and end on time Take an inquiry stance Ground statements in evidence Assume positive intentions	Stick to protocol Be here now Honor all voices Be solutions oriented	

Quarter 1 Meeting Agendas	Quarter 2 Meeting Agendas
<ul style="list-style-type: none"> September 1 (Attendance) September 8 (Behavior) September 15 (Attendance) September 22 (Behavior) September 29 (Attendance) October 6 (Behavior) October 13 (Attendance) October 20 (Behavior) October 27 (Attendance) November 3 (Behavior) 	<ul style="list-style-type: none"> November 10 (Attendance) November 17 (Behavior) December 1 (Attendance) December 8 (Behavior) December 15 (Attendance) December 22 (Behavior) January 5 (Attendance) January 12 (Behavior) January 19 (Attendance)
Quarter 3 Meeting Agendas	Quarter 4 Meeting Agendas
<ul style="list-style-type: none"> January 26 (Behavior) February 2 (Attendance) February 9 (Behavior) February 16 (Attendance) March 1 (Attendance) March 8 (Behavior) March 15 (Attendance) March 22 (Behavior) March 29 (Attendance) April 5 (Behavior) 	<ul style="list-style-type: none"> April 19 (Attendance) April 26 (Behavior) May 3 (Attendance) May 10 (Behavior) May 17 (Attendance) May 24 (Behavior) May 31 (Attendance) June 7 (Celebrations & Reflection)

Q & A



Thank you!



Upcoming Attendance & Engagement Meetings

Talk Tuesdays for the 2023-24 School Year

2023

- November 14
- November 28
- December 12

2024

- January 9
- January 23
- February 6
- February 20
- March 5
- March 19
- April 2
- April 30
- May 14
- May 28

Register for Talk Tuesdays





Keep in Touch!

Kari Sullivan Custer, CSDE

Kari.Sullivan@ct.gov

860-807-2041

Jay Brown, CSDE

Jay.Brown@ct.gov

860-713-6918

Christine Kuehlewind, SERC

Kuehlewind@ctserc.org

860-632-1485, ext. 371

Stephen Proffitt, SERC

proffitt@ctserc.org

860-632-1485, ext. 322

Ann Marie Cordisco, SERC

cordisco@ctserc.org

860-632-1485, ext. 399