

Using EdSight to Support the Implementation of Equity-Based Strategies



Alliance District Symposium - September 28, 2023 - Sheraton Rocky Hill

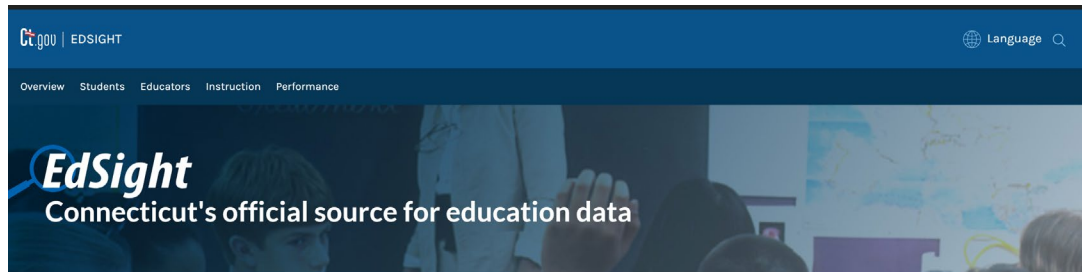
Connecticut State Department of Education



Two Sides of EdSight

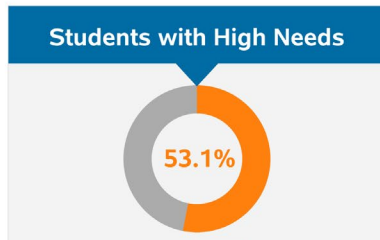


EdSight Public



Welcome to EdSight

Interactive data portal for Connecticut's public districts, schools, and programs



Connecticut Report Cards

Visual, multi-year reports with up-to-date district and school metrics

[View Report Cards](#)

New and Updated

EdSight Secure





Warmup Table Discussion

How do you use EdSight Secure in your work?

What are its most beneficial/useful aspects?



Agenda: Five Equity-Focused Strategies



- Equity in Data Access
- Equity in Continuity of Services
- Equity in Academic Growth
- Equity in Class Placement
- Equity for Postsecondary Success




Equity in Data Access



- PROBLEM: I can give EdSight Secure access to only two people in each school. Also, my middle and high schools cannot see information about students from their respective “feeder” schools.
- How can EdSight help?



I can give EdSight Secure access to only two people in each school.



Gaining Access



Designated by
Superintendent



LEA Security
Manager
creates account
or assigns role



Wait for
EdSight Secure
email and
follow
instructions



Find Contacts Report



ct.gov | EDSIGHT
Language

[Overview](#)
[Students](#)
[Educators](#)
[Instruction](#)
[Performance](#)

Search by district, school, or name.

Search by District
Search by School
Search by Name

Include Vacant
 EXPORT TO EXCEL

Filter to show LEA Security Manager.

Select Contact Type(s)

Role


- District Working Papers Designee
- Diversity, Equity, and Inclusion ...
- Early Childhood (IDEA Part B/S...
- EDS LEA Certifier
- EDS LEA Writer
- ELAC Contact
- Family Engagement District Co...
- LEA Directory Certifier
- LEA Security Manager
- McKinney-Vento Local Homele...
- Postsecondary Readiness LEA L...
- Postsecondary Readiness Scho...

Count of Records
550

District	School	Title	First Name	Last Name	Phone	Email
Achievement First Bridgeport Academy District	Achievement First Bridgeport Academy District	LEA Security Manager	Courtney	Klamar	203-333-9128	courtneyklamar@achievementfirst.org
Achievement First Bridgeport Academy District	Achievement First Bridgeport Academy District	LEA Security Manager	Luna	Uprety	203-333-9128	lunauprety@achievementfirst.org
Achievement First Bridgeport Academy District	Achievement First Bridgeport Academy District	LEA Security Manager	Meaghan	Ross	203-333-9128	meaghanross@achievementfirst.org
Achievement First Bridgeport Academy District	Achievement First Bridgeport Academy District	LEA Security Manager	Min	Kwon	203-333-9128	minkwon@achievementfirst.org
Achievement First Bridgeport Academy District	Achievement First Bridgeport Academy District	LEA Security Manager	Molly	Steinfeld	203-333-9128	MollySteinfeld@achievementfirst.org
Achievement First Bridgeport Academy District	Achievement First Bridgeport Academy District	LEA Security Manager	Winston	Lin	203-333-9128	winstonlin@achievementfirst.org



Assigning Users to Multiple Schools



Applications	User Information			
Organization Types				
Organizations				
Reports				
Users				
	Status	User ID	Create Date	Last Login
	Active	UserE	9/8/2022	
	Salutation	First Name	Middle Initial	Last Name
		Example		User
	Street 1	Street 2		
	45 North School street			
	City	State	Zip	
	Manchester	Connecticut	06042	
	Phone	Extension	Fax	
	860-647-5041			
	Email			
	exampleuser@exchooldist.org			
	Administrative Organization			
	Example School District			
	Notes			
	Assigned Roles			
	Application Name	Security Organization	Role	
	EdSight Secure	School A	EdSight Secure School Analyst	
	EdSight Secure	School B	EdSight Secure School Analyst	
	EdSight Secure	School C	EdSight Secure School Analyst	
	EdSight Secure	School B	EdSight Secure School Analyst	
	EdSight Secure	School E	EdSight Secure School Analyst	
	EdSight Secure	School F	EdSight Secure School Analyst	
	EdSight Secure	School G	EdSight Secure School Analyst	
	EdSight Secure	School H	EdSight Secure School Analyst	
	EdSight Secure	School I	EdSight Secure School Analyst	
	EdSight Secure	School J	EdSight Secure School Analyst	

For school-level users, the EdSight Secure **School Analyst** role is shown for each assigned school.

If this user should be able to view data for all schools in the district, please assign the EdSight Secure **District Analyst** role.




Equity in Continuity of Services



- **PROBLEM:** When students move from one district to another, their education records often aren't transferred in a timely manner. This can lead to English learners, for example, not receiving services immediately upon entry into the new district.
- How can EdSight help?



Welcome Page



Welcome to EdSight Secure!

Dashboard

EdSight INSIGHT INTO EDUCATION
SECURE

Connecticut State Department of Education CSDE

[Educator Preparation Providers \(EPPs\) - Click here to access the EPP Quality Measures Report!](#)

Students	Educators	Instruction	Performance
<p>Early Indication Tool (EIT)</p> <p>EIT for Teachers Provides data from EIT and other sources in one exportable file. Data can be integrated with your existing district data management system or used with the provided Data Lookup Tool (instructions). Data from this tool can be shared with teachers in order to decrease the amount of time spent on formal assessment upon return to school.</p> <p>English Learner (EL) Status Report</p> <p>FAFSA Completion (Updated daily)</p> <p>Student Summary</p>	<p>Educator Diversity Dashboard</p> <p>Educators With Active Endorsements</p>	<p>Indicator 7 - On-track to High School Graduation (Updated 5/25/23)</p> <p>Resource Allocation Review (RAR)</p> <p>Students Receiving Rigorous Coursework Letters (Updated 1/6/23)</p>	<p>Adjusted Cohort Graduation Rates (Updated 6/2/23)</p> <p>CMT/CAPT Science</p> <p>Connecticut SAT School Day (Updated 7/12/23)</p> <p>Connecticut SAT School Day - PRINTABLE Student Report (for current students only) (Updated 7/12/23)</p> <p>Effect of SASID Changes on Secure Student Growth Reports</p> <p>LAS Links Achievement/Mastery (Updated 6/16/23)</p> <p>LAS Links Growth (Updated 6/21/23)</p> <p>Next Generation Science Standards(NGSS) Assessment (Updated 8/11/23)</p> <p>Seal of Biliteracy (New 7/31/23)</p> <p>Smarter Balanced Achievement (Updated 8/16/23)</p> <p>Smarter Balanced Growth (Updated 8/16/23)</p>
<p>EdSight Secure Resource Library</p>		<p>Need Help? Contact Us</p>	<p>Accessibility Information</p> <p>EdSight Public</p>

EdSight Secure contains personally identifiable information that is confidential pursuant to federal and state law. By logging onto and accessing these data, I hereby acknowledge that the information contained therein shall only be disclosed to authorized personnel and used as permitted by federal and state law.

English Learner (EL) Status Report



English Learner (EL) Roster



Welcome to EdSight Secure! (d) > English Learner (EL) Status Report (d)

District A

English Learner (EL) Roster **View English Learner (EL) roster.**

Grade School New Since Last PSIS Collection Days Enrolled

Filter(s): Current District (d) = 'District A'

Search by SASID Search by Last Name

Enter SASID (d)... Enter Last Name (d)...

Students reported as EL in most recent PSIS collection who have not achieved Mastery on the LAS Links

Most Recent PSIS Collection	Most Recent PSIS Collection Reporting District (d)	New Since Last PSIS Collection	Days Enrolled in District ▲	Current School (d)	Current Grade	SASID (d)	First Name (d)	Last Name (d)
Jun 2023	District A	New	1	School N	01	0401745210	First Name	Last Name
Jun 2023	District A	New	1	School R	06	6898627889	First Name	Last Name
Jun 2023	District A	New	1	School N	02	3572801527	First Name	Last Name
Jun 2023	District A	New	2	School C	06	0154674445	First Name	Last Name
Jun 2023	District A	New	2	School O	04	3272750927	First Name	Last Name
Jun 2023	District E	New	2	School O	03	5082984028	First Name	Last Name
Jun 2023	District A	New	2	School C	06	7360493206	First Name	Last Name
Jun 2023	District A	New	2	School E	01	4599673099	First Name	Last Name
Jun 2023	District E	New	2	School A	04	5451437415	First Name	Last Name
Jun 2023	District A	Not New	5	School U	09	8983799238	First Name	Last Name
Jun 2023	District E	New	6	School C	07	2012930121	First Name	Last Name
Jun 2023	District A	New	6	School A	02	0914145841	First Name	Last Name
Jun 2023	District T	New	6	School E	04	7656799165	First Name	Last Name
Jun 2023	District A	New	6	School E	01	7539223593	First Name	Last Name
Jun 2023	District A	New	6	School E	09	2350861305	First Name	Last Name

View a list of students who were reported as EL in their most recent Public School Information (PSIS) Collection and have not achieved mastery on LAS Links.

Double-click a student record to access the Student Summary.



Student Summary - Select



Welcome to EdSight Secure! (d) > Student Summary - Select A Student (d)

District O Current School (d) Current Grade

Select a Student : New to District (last 90 days) Grades 1-3 (New last 90 days) Grades 4-7(New last 90 days) Grades 8-9 (New last 90 days) Grades 10-12 (New last 90 days)

Select a grade tab below (e.g., Grades 4-7). Use the filters or search functions to locate a student. **If the student appears in a grade tab, double-click that record.** Otherwise, locate the student in the *All Students* tab and double-click that record. *Please note: dependent on filter selections, you may see one or more blank grade tabs. Please click through grade tabs as needed.*

Filter by Days Enrolled Search by SASID Search by Last Name

Click to select range(s) Enter SASID (d)... Enter Last Name (d)...

Filters: Reporting District (d) = 'District O'

Sort by any column. Default sort is *Days Enrolled*.

Note: The records in the list table below are sorted by Days Enrolled to highlight newly enrolled students. If you wish to sort by a different column, simply click that column heading.

< Grades 1-3 Grades 4-7 Grades 8-9 Grades 10-12 **All Students** >

Use the *All Students* tab


All Students, including those not enrolled at time of last EdSight update

Current School (d)	Current Grade	District Entry Date	Days Enrolled ▲	SASID (d)	Last Name (d)	First Name (d)
School A	08	Tuesday, Septem...	1	4781310718	Last Name	First Name
School R	PK	Tuesday, Septem...	1	5111916911	Last Name	First Name
School Z	10	Tuesday, Septem...	1	5175308757	Last Name	First Name
School M	10	Tuesday, Septem...	1	4471404517	Last Name	First Name
School Y	01	Tuesday, Septem...	1	4723789732	Last Name	First Name
School O	PK	Tuesday, Septem...	1	8365626156	Last Name	First Name
School O	PK	Tuesday, Septem...	1	7215582051	Last Name	First Name
School E	08	Tuesday, Septem...	1	9786647768	Last Name	First Name
School E	09	Tuesday, Septem...	1	8266551966	Last Name	First Name
School Z	10	Tuesday, Septem...	1	7148555684	Last Name	First Name
School I	10	Tuesday, Septem...	1	7337592273	Last Name	First Name

Double-click a record to view Student Summary



Student Summary (History) - Enrollment



Student Summary - Select A Student (d) > Student Summary - History Only (d)

Enrollment History | Links History | Resources

View enrollment history.

Collection	Reporting District (d)	School (d)	Grade	Race/Ethnicity	Special Education Status	English Learner (EL) Status	EL Program Code	EL Program Description	Homeless Status	HomelessType	Military Family Status	Resident Town
Jun2023	District I	School I	g9	Hispanic/Latino of any race	Special Education	English Learner	03	LTSS after 30 months in program	Not Homeless	Not homeless	Not Military Family	Windham
Oct2022	District I	School I	g9	Hispanic/Latino of any race	Special Education	English Learner	03	LTSS after 30 months in program	Not Homeless	Not homeless	Not Military Family	Windham
Jun2022	District I	School I	g8	Hispanic/Latino of any race	Special Education	English Learner	03	LTSS after 30 months in program	Not Homeless	Not homeless	Not Military Family	Windham
Oct2021	District I	School I	g8	Hispanic/Latino of any race	Special Education	English Learner	03	LTSS after 30 months in program	Not Homeless	Not homeless	Not Military Family	Windham
Jun2021	District I	School I	g7	Hispanic/Latino of any race	Special Education	English Learner	03	LTSS after 30 months in program	Not Homeless	Not homeless	Not Military Family	Windham
Oct2020	District I	School I	g7	Hispanic/Latino of any race	Special Education	English Learner	03	LTSS after 30 months in program	Not Homeless	Not homeless	Not Military Family	Windham
Jun2020	District I	School I	g6	Hispanic/Latino of any race	Special Education	English Learner	03	LTSS after 30 months in program	Not Homeless	Not homeless	Not Military Family	Windham
Oct2019	District I	School I	g6	Hispanic/Latino of any race	Special Education	English Learner	03	LTSS after 30 months in program	Not Homeless	Not homeless	Not Military Family	Windham
Jun2019	District I	School I	g6	Hispanic/Latino of any race	Special Education	English Learner	03	LTSS after 30 months in program	Not Homeless	Not homeless	Not Military Family	Windham
Oct2018	District I	School I	g6	Hispanic/Latino of any race	Special Education	English Learner	03	LTSS after 30 months in program	Not Homeless	Not homeless	Not Military Family	Windham
Jun2018	District I	School I	g6	Hispanic/Latino of any race	Special Education	English Learner	03	LTSS after 30 months in program	Not Homeless	Not homeless	Not Military Family	Windham
Oct2017	District I	School I	g6	Hispanic/Latino of any race	Special Education	English Learner	03	LTSS after 30 months in program	Not Homeless	Not homeless	Not Military Family	Windham
Jun2017	District I	School I	g6	Hispanic/Latino of any race	Special Education	English Learner	03	LTSS after 30 months in program	Not Homeless	Not homeless	Not Military Family	Windham
Jan2017	District I	School I	g6	Hispanic/Latino of any race	Special Education	English Learner	03	LTSS after 30 months in program	Not Homeless	Not homeless	Not Military Family	Windham
Oct2016	District I	School I	g6	Hispanic/Latino of any race	Special Education	English Learner	03	LTSS after 30 months in program	Not Homeless	Not homeless	Not Military Family	Windham
Jun2016	District I	School I	g6	Hispanic/Latino of any race	Special Education	English Learner	03	LTSS after 30 months in program	Not Homeless	Not homeless	Not Military Family	Windham
Jan2016	District I	School I	g6	Hispanic/Latino of any race	Special Education	English Learner	03	LTSS after 30 months in program	Not Homeless	Not homeless	Not Military Family	Windham
Oct2015	District I	School I	g6	Hispanic/Latino of any race	Special Education	English Learner	03	LTSS after 30 months in program	Not Homeless	Not homeless	Not Military Family	Windham
Jun2015	District I	School I	g6	Hispanic/Latino of any race	Special Education	English Learner	03	LTSS after 30 months in program	Not Homeless	Not homeless	Not Military Family	Windham
Jan2015	District I	School O	g1	Hispanic/Latino of any race	Not Special Education	English Learner	1A	Eligible, participating in a TBE program	Not Homeless	Not homeless	Not Military Family	Windham

View historical demographic and programmatic data for a student including special education and English Learner/Multilingual Learner (EL/ML) status.

Data are available for all Public School Information System (PSIS) Collections in which a student was reported.



Student Summary (History) - Attendance



Student Summary - Select A Student (d) > Student Summary - History Only (d)

Enrollment History | Attendance History **← View attendance history.**

Student Name (d) ▲	SASID (d)	Current District (d)	Current School (d)	Current Grade	Age
Student Name	9786647768	District O	School E	08	13

School Year ▼	Reporting District (d)	School (d)	Grade	Days of Attendance	Days of Membership	Days Absent	Attendance Rate	Absence Rate
2022-23	District O	School E	g7	180	180	0	100.0%	0.0%
2021-22	District O	School I	g6	46	47	1	97.9%	2.1%
2020-21	District O	School E	g5	166	177	11	93.8%	6.2%
2019-20	District O	School O	g4	117	119	2	98.3%	1.7%
2018-19	District O	School O	g3	173	182	9	95.1%	4.9%
2017-18	District O	School O	g2	170	182	12	93.4%	6.6%
2016-17	District O	School O	g1	124	134	10	92.5%	7.5%
2015-16	District R	School R	KF	174	182	8	95.6%	4.4%
2014-15	District R	School R	PK	78	90	12	86.7%	13.3%


View historical attendance data (June PSIS).

Attendance
Attendance Rate

School Year	Attendance Rate
2014-15	86.7%
2015-16	95.6%
2016-17	92.5%
2017-18	93.4%
2018-19	95.1%
2019-20	98.3%
2020-21	93.8%
2021-22	97.9%
2022-23	100.0%



Student Summary (History) - Discipline



Student Summary - Select A Student (d) > Student Summary - History Only (d)

Enrollment History Attendance History Discipline History **View discipline history.**

Student Name (d) ▲	SASID (d)	Current District (d)	Current School (d)	Current Grade	Age
Student Name	9786647768	District O	School E	08	13

School Year ▼	Grade	IncidentDate ▲	IncidentTime ▼	IncidentType1	IncidentType1Map	IncidentType2	IncidentType2Map	SanctionTypePrimary	SanctionTypeSecond	ArrestedFlag	BullyingIndicator	DaysSanctionedPrimary	DaysSanctionedSecond	Days
2021-22	g6	18Mar2022	14:15:00	Harassment (sexual)	Sexually Related Behavior			Out-of-School Suspension		0	No	10	0	

View historical discipline data from the ED166 (School Disciplinary Offense Collection) including grade at time of incident, incident type, and associated sanction.



Student Summary (History) - Assessment



Student Summary - Select A Student (d) > Student Summary - History Only (d)

Enrollment History Attendance History Discipline History **Assessment History** ← View assessment history.

Student Name (d) ▲	SASID (d)	Current District (d)	Current School (d)	Current Grade	Age
Student Name	9786647768	District O	School E	08	13

Smarter Balanced Achievement

School...	Subj...	Grade	Performance Level Description	Vertical Scale Score
2022-23	ELA	07	Not Met (Level 1)	2454
2022-23	Math	07	Not Met (Level 1)	2425
2021-22	ELA	06	Not Met (Level 1)	2391
2021-22	Math	06	Not Met (Level 1)	2395
2020-21	ELA	05	Not Met (Level 1)	2334
2020-21	Math	05	Not Met (Level 1)	2390

View achievement data including performance level and vertical scale score.

Smarter Balanced Growth

School Year	Subject	Grade	Growth Achieved	Growth Rate	Percent of Target Achieved	Category Year 1	Category Year 2
2022-23	ELA	07	63	0	86.3%	1 (Level 1:...	2 (Level 1:...
2022-23	Math	07	30	0	61.2%	1 (Level 1:...	1 (Level 1:...
2021-22	ELA	06	57	0	82.6%	1 (Level 1:...	1 (Level 1:...
2021-22	Math	06	5	0	11.6%	1 (Level 1:...	1 (Level 1:...

View growth data including growth achieved, rate (met/not met), and percent of target achieved.

SAT

School Year	Subject	Grade	Performance Level Description	Score

View CT School Day SAT data.

Next Generation Science Standards (NGSS) Assessment

School Year ▲	Grade	Performance Level Description	Vertical Scale Score
2020-21	05	Not Met (Level 1)	460

View NGSS Assessment data.



Student Summary (History) – LAS Links



Student Summary - Select A Student (d) > Student Summary - History Only (d)

Enrollment History | Attendance History | Discipline History | Assessment History | **LAS Links History**

View LAS Links history.

Student Name (d) ▲	SASID (d)	Current District (d)	Current School (d)	Current Grade	Age
Student Name	7337592273	District O	School I	10	15

Subtests

School Year ▼	Subtest Name	Grade	Performance Level	Vertical Scale Score	Target
2022-23	Speaking	09	3	492	.
2022-23	Overall	09	3	515	.
2022-23	Listening	09	3	531	.
2022-23	Productive	09	3	489	.
2022-23	Oral	09	3	511	22
2022-23	Literacy	09	2	519	38
2022-23	Comprehension	09	3	541	.
2022-23	Reading	09	3	552	.
2022-23	Writing	09	2	487	.
2021-22	Literacy	08	4	558	0
2021-22	Productive	08	4	535	.
2021-22	Overall	08	4	540	.
2021-22	Oral	08	3	502	14
2021-22	Listening	08	3	511	14
2021-22	Speaking	08	3	502	14
2021-22	Writing	08	2	487	.
2021-22	Reading	08	3	545	.
2020-21	Reading	07	3	545	.

View LAS Links Subtest performance including performance level, vertical scale score, and target.

Growth

School Year ▼	Subtest	Grade	GrowthAchieved	Target	Percent of Target Achieved
2022-23	Literacy	09	0	0	0.0%
2022-23	Oral	09	0	14	0.0%
2021-22	Oral	08	16	32	50.0%
2021-22	Literacy	08	33	39	84.6%
2020-21	Oral	07	16	31	51.6%
2020-21	Literacy	07	13	47	27.7%
2019-20	Literacy	07	13	47	27.7%
2019-20	Oral	07	13	47	27.7%
2018-19	Oral	06	24	44	77.3%

View LAS Links growth data.

Mastery Status

School Year ▼	Grade	Mastery
2022-23	09	0
2021-22	08	0
2020-21	07	0
2019-20	06	0
2018-19	05	0
2017-18	04	0
2016-17	03	0
2015-16	02	0

View LAS Links mastery status (0=did not meet mastery, 1=met mastery).



Equity in Academic Growth



- PROBLEM: Where is student growth stagnating in the system? Who are the students who are not growing?
- How can EdSight help?



Welcome Page



Welcome to EdSight Secure!

Dashboard

EdSight INSIGHT INTO EDUCATION
SECURE

Connecticut State Department of Education | CSDE

[Educator Preparation Providers \(EPPs\) - Click here to access the EPP Quality Measures Report!](#)

Students	Educators	Instruction	Performance
<p>Early Indication Tool (EIT)</p> <p>EIT for Teachers Provides data from EIT and other sources in one exportable file. Data can be integrated with your existing district data management system or used with the provided Data Lookup Tool (instructions). Data from this tool can be shared with teachers in order to decrease the amount of time spent on formal assessment upon return to school.</p> <p>English Learner (EL) Status Report</p> <p>FAFSA Completion (Updated daily)</p> <p>Student Summary</p>	<p>Educator Diversity Dashboard</p> <p>Educators With Active Endorsements</p>	<p>Indicator 7 - On-track to High School Graduation (Updated 5/25/23)</p> <p>Resource Allocation Review (RAR)</p> <p>Students Receiving Rigorous Coursework Letters (Updated 1/6/23)</p>	<p>Adjusted Cohort Graduation Rates (Updated 6/2/23)</p> <p>CMT/CAPT Science</p> <p>Connecticut SAT School Day (Updated 7/12/23)</p> <p>Connecticut SAT School Day - PRINTABLE Student Report (for current students only) (Updated 7/12/23)</p> <p>Effect of SASID Changes on Secure Student Growth Reports</p> <p>LAS Links Achievement/Mastery (Updated 6/16/23)</p> <p>LAS Links Growth (Updated 6/21/23)</p> <p>Next Generation Science Standards(NGSS) Assessment (Updated 8/11/23)</p> <p>Seal of Biliteracy (New 7/31/23)</p> <p>Smarter Balanced Achievement (Updated 8/16/23)</p> <p>Smarter Balanced Growth (Updated 8/16/23)</p>
EdSight Secure Resource Library	Need Help? Contact Us	Accessibility Information	EdSight Public

EdSight Secure contains personally identifiable information that is confidential pursuant to federal and state law. By logging onto and accessing these data, I hereby acknowledge that the information contained therein shall only be disclosed to authorized personnel and used as permitted by federal and state law.

Smarter Balanced Achievement
(Rough Cohort) →



SB Achievement - Rough Cohort



Smarter Balanced Achievement (d)

District I | Current District | Tested District

Report | EdSight Public Report | Trend Data | Rough Cohort

English Language Arts

Frequently Asked Questions (FAQs)
 Note: The default view contains Class of 2026 and 2027. To view additional classes, use the Class dropdown to the left.

Filter(s): FilterType = 'Tested District'; District (d) = 'District I'
 Class Year(s): Class of 2026, Class of 2027 School/Program(s): <No item selected> Grade(s): <No item selected> Gender(s): <No item selected> Race(s): <No item selected> High Needs Status: <No item selected> Special Education Status: <No item selected> English Learner Status: <No item selected> Foster Care Status: <No item selected> Homeless Status: <No item selected> Military Family Status: <No item selected>

Class	Grade	School Year	Total Number with Scored Tests	Average Vertical Scale Score (VSS)	Percent Level 3&4
Class of 2026	03	2016-17	2,642	2444	57.2%
	04	2017-18	2,665	2489	58.6%
	05	2018-19	2,718	2533	65.3%
	07	2020-21	2,497	2559	56.7%
	08	2021-22	2,684	2575	56.2%
Class of 2027	03	2017-18	2,714	2448	59.9%
	04	2018-19	2,706	2497	62.6%
	06	2020-21	2,568	2538	54.9%
	07	2021-22	2,647	2562	57.4%
	08	2022-23	2,690	2578	57.4%

View the Smarter Balanced Rough Cohort report.

Examine achievement of students (unmatched) across grade and time (e.g., Grade 3 in 2016- 17 to Grade 4 in 2017-18). The measure used to track this change is the average Smarter Balanced scale score.



Welcome Page



Welcome to EdSight Secure!

Dashboard

EdSight INSIGHT INTO EDUCATION
SECURE

Connecticut State Department of Education CSDE

[Educator Preparation Providers \(EPPs\) - Click here to access the EPP Quality Measures Report!](#)

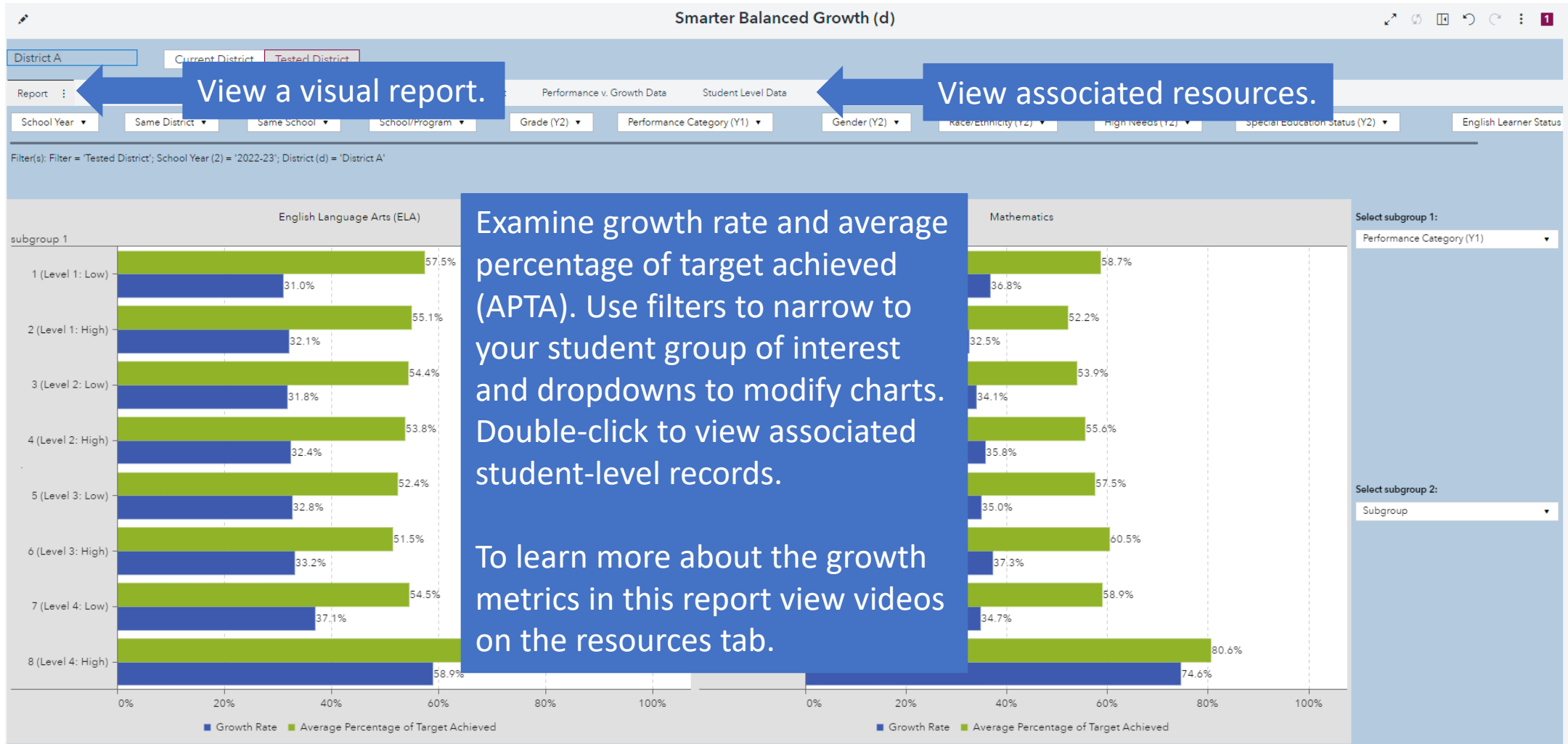

Students	Educators	Instruction	Performance
<p>Early Indication Tool (EIT)</p> <p>EIT for Teachers Provides data from EIT and other sources in one exportable file. Data can be integrated with your existing district data management system or used with the provided Data Lookup Tool (instructions). Data from this tool can be shared with teachers in order to decrease the amount of time spent on formal assessment upon return to school.</p> <p>English Learner (EL) Status Report</p> <p>FAFSA Completion (Updated daily)</p> <p>Student Summary</p>	<p>Educator Diversity Dashboard</p> <p>Educators With Active Endorsements</p>	<p>Indicator 7 - On-track to High School Graduation (Updated 5/25/23)</p> <p>Resource Allocation Review (RAR)</p> <p>Students Receiving Rigorous Coursework Letters (Updated 1/6/23)</p>	<p>Adjusted Cohort Graduation Rates (Updated 6/2/23)</p> <p>CMT/CAPT Science</p> <p>Connecticut SAT School Day (Updated 7/12/23)</p> <p>Connecticut SAT School Day - PRINTABLE Student Report (for current students only) (Updated 7/12/23)</p> <p>Effect of SASID Changes on Secure Student Growth Reports</p> <p>LAS Links Achievement/Mastery (Updated 6/16/23)</p> <p>LAS Links Growth (Updated 6/21/23)</p> <p>Next Generation Science Standards(NGSS) Assessment (Updated 8/11/23)</p> <p>Seal of Biliteracy (New 7/31/23)</p> <p>Smarter Balanced Achievement (Updated 8/16/23)</p> <p>Smarter Balanced Growth (Updated 8/16/23)</p>
EdSight Secure Resource Library	Need Help? Contact Us		Accessibility Information
EdSight Public			

Smarter Balanced Growth

EdSight Secure contains personally identifiable information that is confidential pursuant to federal and state law. By logging onto and accessing these data, I hereby acknowledge that the information contained therein shall only be disclosed to authorized personnel and used as permitted by federal and state law.



SB Growth – Report



View a visual report.


View associated resources.

Examine growth rate and average percentage of target achieved (APTA). Use filters to narrow to your student group of interest and dropdowns to modify charts. Double-click to view associated student-level records.

To learn more about the growth metrics in this report view videos on the resources tab.



SB Growth – Crosstab



Smarter Balanced Growth (d)

Enter District (d)... Current District Tested District

Report Crosstab

School Year Same District Same School School Program Grade (Y2) Performance Category (Y1) Gender (Y2) Race/Ethnicity (Y2) High Needs (Y2) Special Education Status (Y2) English Learner Stat

Filter(s): Filter = 'Tested District'; School Year (2) = '2022-23'

English Language Arts (ELA): Matched Cohort by Performance Category (count of students and growth rate)

Performance Category Description (Y2) ▲	1 (Level 1: Low)		2 (Level 1: High)		3 (Level 2: Low)		4 (Level 2: High)		5 (Level 3: Low)		6 (Level 3: High)		7 (Level 4: Low)		8 (Level 4: High)		Total	
Performance Category Description (Y1) ▲	Count	Growth Rate	Count	Growth Rate	Count	Growth Rate	Count	Growth Rate	Count	Growth Rate	Count	Growth Rate	Count	Growth Rate	Count	Growth Rate	Count	Growth Rate
1 (Level 1: Low)	23,544	14.6%	5,694	50.0%	3,062	91.3%	1,423	100.0%	553	100.0%	160	100.0%	34	100.0%	6	100.0%	34,476	32.7%
2 (Level 1: High)	5,253	0.0%	4,069	1.5%	3,517	41.9%	2,356	97.2%	1,240	100.0%	360	100.0%	97	100.0%	15	100.0%	16,907	32.7%
3 (Level 2: Low)	2,490	0.0%	3,113	0.0%	3,996	1.1%	3,807	47.8%	2,687	98.6%	908	100.0%	243	100.0%	40	100.0%	17,284	33.0%
4 (Level 2: High)	1,208	0.0%	1,955	0.0%	3,650	0.0%	4,536	3.0%	4,850	68.2%	2,324	100.0%	667	100.0%	157	100.0%	19,347	34.1%
5 (Level 3: Low)	521	0.0%	1,034	0.0%	2,459	0.0%	4,558	0.0%	7,265	12.7%	5,144	83.8%	1,975	100.0%	665	100.0%	23,621	33.3%
6 (Level 3: High)	144	0.0%	318	0.0%	926	0.0%	2,303	0.0%	5,759	0.0%	7,082	26.6%	4,008	93.7%	2,124	100.0%	22,664	34.2%
7 (Level 4: Low)	42	0.0%	82	0.0%	232	0.0%	718	0.0%	2,427	0.0%	5,054	0.4%	4,841	44.6%	4,347	98.4%	17,743	36.4%
8 (Level 4: High)	6	0.0%	19	0.0%	39	0.0%	181	0.0%	831	0.0%	2,806	0.0%	4,919	4.9%	13,301	100.0%	22,102	61.3%
Total	33,208	10.4%	16,284	17.9%	17,881	24.1%	19,882	28.5%	25,612	33.9%	23,838	41.8%	16,784	54.6%	20,655	99.7%	174,144	37.2%

Mathematics: Matched Cohort by Performance Category (count of students and growth rate)

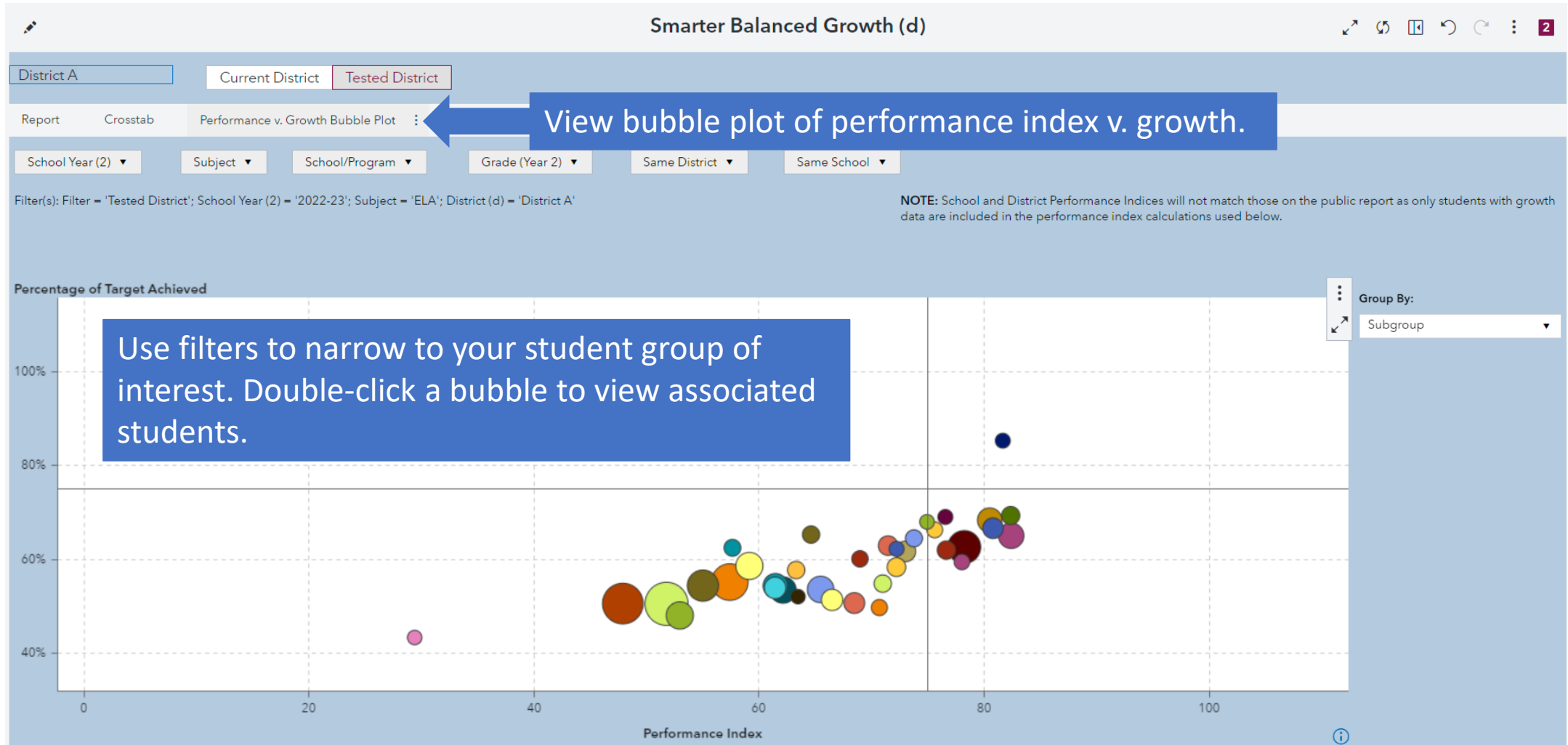
Performance Category Description (Y2) ▲	1 (Level 1: Low)		2 (Level 1: High)		3 (Level 2: Low)		4 (Level 2: High)		5 (Level 3: Low)		6 (Level 3: High)		7 (Level 4: Low)		8 (Level 4: High)		Total	
Performance Category Description (Y1) ▲	Count	Growth Rate	Count	Growth Rate	Count	Growth Rate	Count	Growth Rate	Count	Growth Rate	Count	Growth Rate	Count	Growth Rate	Count	Growth Rate	Count	Growth Rate
1 (Level 1: Low)	29,985	23.6%	5,853	67.5%	2,807	96.0%	816	100.0%	163	100.0%	55	100.0%	8	100.0%	5	100.0%	39,692	37.2%
2 (Level 1: High)	5,953	0.0%	4,938	14.1%	4,092	71.0%	1,963	100.0%	549	100.0%	150	100.0%	27	100.0%	5	100.0%	17,677	35.6%
3 (Level 2: Low)	2,980	0.0%	4,561	0.2%	6,098	19.7%	4,765	82.4%	1,878	100.0%	648	100.0%	154	100.0%	45	100.0%	21,129	37.2%
4 (Level 2: High)	868	0.0%	2,255	0.0%	4,873	0.0%	6,662	21.1%	4,501	88.3%	2,224	100.0%	739	100.0%	219	100.0%	22,341	38.3%
5 (Level 3: Low)	214	0.0%	569	0.0%	1,910	0.0%	4,636	0.0%	5,064	17.6%	4,031	88.5%	1,923	100.0%	885	100.0%	19,232	37.8%
6 (Level 3: High)	35	0.0%	119	0.0%	602	0.0%	2,076	0.0%	3,604	0.0%	4,617	17.9%	3,594	87.9%	2,624	100.0%	17,271	38.3%
7 (Level 4: Low)	9	0.0%	26	0.0%	113	0.0%	536	0.0%	1,462	0.0%	2,853	0.0%	3,446	18.5%	4,397	94.7%	12,842	37.4%
8 (Level 4: High)	4	0.0%	6	0.0%	23	0.0%	156	0.0%	533	0.0%	1,615	0.0%	3,172	0.0%	17,217	100.0%	22,726	75.8%
Total	40,048	17.7%	18,327	25.4%	20,518	33.2%	21,610	37.5%	17,754	42.0%	16,193	46.1%	13,063	50.9%	25,397	99.1%	172,910	42.4%

View a crosstab of student movement between performance categories across years.

Double-click on any cell to view associated students.



SB Growth – Performance v. Growth Bubble Plot





SB Growth – Performance v. Growth Data



Smarter Balanced Growth (d)

District X Current District Tested District

Report Crosstab Performance v. Growth Bubble Plot Performance v. Growth Scatter Plot Performance v. Growth Data **View performance v. growth data.**

School Year (2) Subject Grade (Year 2) Performance/Growth Classification


Filter(s): District (d) = 'District X'; Filter = 'Tested District'; School Year (2) = '2022-23'

School Year (2)	Subject	SASID (d)	First Name (d)	Last Name (d)	Grade (Year 2)	Vertical Scale Score (Year 2)	Performance Index	Percentage of Target Achieved	Performance/Growth Classification
2022-23	Math	9170470607	First Name	Last Name	05	2700	110.0	110.0%	High Achievement, High Growth
2022-23	Math	6718121781	First Name	Last Name	05	2700	110.0	110.0%	High Achievement, High Growth
2022-23	ELA	7579812297	First Name	Last Name	04	2663	110.0	110.0%	High Achievement, High Growth
2022-23	ELA	6718121781	First Name	Last Name	05	2701	110.0	110.0%	High Achievement, High Growth
2022-23	ELA	4687304078	First Name	Last Name	05	2701	110.0	110.0%	High Achievement, High Growth
2022-23	ELA	1006778660	First Name	Last Name	08	2769	110.0	110.0%	High Achievement, High Growth
2022-23	Math	5601886210	First Name	Last Name	05	2700	110.0	110.0%	High Achievement, High Growth
2022-23	Math	7579812297	First Name	Last Name	04	2659	110.0	108.5%	High Achievement, High Growth
2022-23	ELA	1802234120	First Name	Last Name	05	2701	110.0	110.0%	High Achievement, High Growth
2022-23	Math	7315523251	First Name	Last Name	04	2659	110.0	110.0%	High Achievement, High Growth
2022-23	ELA	4033786533	First Name	Last Name	05	2700	109.8	110.0%	High Achievement, High Growth
2022-23	ELA	2774269447	First Name	Last Name	06	2722	109.6	110.0%	High Achievement, High Growth
2022-23	ELA	4061323516	First Name	Last Name	07	2739	108.6	110.0%	High Achievement, High Growth
2022-23	ELA	8829176392	First Name	Last Name	05	2688	107.1	110.0%	High Achievement, High Growth
2022-23	ELA	4600251100	First Name	Last Name	05	2688	107.1	110.0%	High Achievement, High Growth
2022-23	ELA	6714723241	First Name	Last Name	05	2684	106.3	110.0%	High Achievement, High Growth
2022-23	ELA	0589369798	First Name	Last Name	06	2706	106.1	110.0%	High Achievement, High Growth
2022-23	Math	4811880511	First Name	Last Name	04	2643	106.1	110.0%	High Achievement, High Growth
2022-23	ELA	4869848296	First Name	Last Name	05	2682	105.8	110.0%	High Achievement, High Growth

Use filters to narrow your search to the student group of interest. Sort by any column. Right-click to export data for further analysis.



SB Growth – Student Level Data



District X Current District Tested District

Report : Crosstab Performance v. Growth Bubble Plot Performance v. Growth Scatter Plot Performance v. Growth Data **Student Level Data** ← View student level data

School Year ▼ Same District ▼ Same School ▼ School/Program ▼ Subject ▼ Grade (Y2) ▼ Performance Category (Y1) ▼ Performance Category (Y2) ▼ Growth Rate Flag ▼

Filter(s): Filter = 'Tested District'; School Year (2) = '2022-23'; District (d) = 'District X'

SASID Search Last Name Search

Enter SASID... Enter Last Name...

Filter	Previous School Year	School Year (2)	District (d)	School (d)	First Name (d)	Last Name (d)	SASID (d)	Subject	Grade (Year 1)	Grade (Year 2)	Gender (Year 2)	Special Education Status (SWD) (Year 2)	Race/Ethnicity (Year 2)	English Learner Status (EL) (Year 2)	High Needs Status (F/R, EL or SWD) (Year 2)	Performance Category (Y2) Description (Y2)
Tested District	2021-22	2022-23	District X	School R	First Name	Last Name	8160343606	ELA	03	04	Male	Non-Special Education	White	Non-English Learner	Non-High Needs	7 (Level 4: Lov
Tested District	2021-22	2022-23	District X	School X	First Name	Last Name	8537675873	Math	07	08	Female	Non-Special Education	Hispanic/Latino of any race	Non-English Learner	Non-High Needs	level 1: Lov
Tested District	2021-22	2022-23	District X	School R	First Name	Last Name	6820320502	ELA	04	05	Male	Non-Special Education	White	Non-English Learner	Non-High Needs	level 4: Lov
Tested District	2021-22	2022-23	District X	School R	First Name	Last Name	4280296008	ELA	03	04	Male	Non-Special Education	White	Non-English Learner	Non-High Needs	level 4: Hig
Tested District	2021-22	2022-23	District X	School X	First Name	Last Name	2435335853	ELA	05	06	Female	Non-Special Education	Hispanic/Latino of any race	Non-English Learner	Non-High Needs	level 4: Lov
Tested District	2021-22	2022-23	District X	School R	First Name	Last Name	3207136370	ELA	04	05	Female	Non-Special Education	White	Non-English Learner	Non-High Needs	level 4: Hig
Tested District	2021-22	2022-23	District X	School X	First Name	Last Name	7456555865	ELA	05	06	Male	Non-Special Education	White	Non-English Learner	Non-High Needs	6 (Level 3: Hig
Tested District	2021-22	2022-23	District X	School X	First Name	Last Name	7403272230	Math	07	08	Female	Non-Special Education	Hispanic/Latino of any race	Non-English Learner	Non-High Needs	6 (Level 3: Hig
Tested District	2021-22	2022-23	District X	School X	First Name	Last Name	0047945074	ELA	05	06	Male	Non-Special Education	Asian	Non-English Learner	High Needs	6 (Level 3: Hig
Tested District	2021-22	2022-23	District X	School X	First Name	Last Name	8996929069	ELA	06	07	Female	Non-Special Education	White	Non-English Learner	Non-High Needs	7 (Level 4: Lov
Tested District	2021-22	2022-23	District X	School X	First Name	Last Name	3095222859	ELA	06	07	Male	Non-Special Education	White	Non-English Learner	High Needs	6 (Level 3: Hid

Use filters to narrow the search to a student group of interest. Sort by any column. Right-click to export data for further analysis.



Equity in Class Placement



- PROBLEM: The high school administers PSAT 8/9 in September and then determines that the student could have been placed in advanced level coursework. It is now too late to change class placement.
- How can EdSight help?



CSDE Research



**Encouraging Participation
in Rigorous Courses**
Rationale, Methods and Results




Criteria for Rigorous Coursework Potential.⁴ A student who meets any of the following criteria is identified as having shown the potential to complete rigorous coursework in high school:

- "Level 4: Exceeded" on the Grade 8 NGSS Assessment or any Smarter Balanced assessment (ELA or math) in Grade 6, 7, or 8;
- "6-High Level 3: Met" on Smarter Balanced ELA in Grade 8;
- "Level 3: Met" on Smarter Balanced math in Grade 8;
- "Level 3: Met" on both Smarter Balanced ELA and math in Grade 6 or 7 and "4-High Level 2: Approaching" on both Smarter Balanced ELA and math in Grade 8.

[Research Library \(ct.gov\)](https://research.library.ct.gov)



CSDE Research



The Relationship between the
Smarter Balanced Grade 8 Assessments
and the
PSAT 8/9 Assessments



Table 4: Mean PSAT Scores by CSDE Smarter Balanced Achievement Categories

CSDE Smarter Balanced Achievement Category	English Language Arts (ELA)				Mathematics			
	N	Mean PSAT Score	Std. Dev. of PSAT Score	Percent Meeting PSAT ELA Benchmark (>=410)	N	Mean PSAT Score	Std. Dev. of PSAT Score	Percent Meeting PSAT Math Benchmark (>=450)
1	327	334	45	4.6%	673	347	58	2.5%
2	299	354	48	14.4%	450	376	53	6.9%
3	404	390	51	34.7%	439	402	50	15.9%
4	400	417	53	59.5%	403	428	46	35.5%
5	585	447	56	78.8%	317	452	46	60.6%
6	534	495	58	93.4%	255	481	47	80.0%
7	239	534	55	97.9%	208	508	42	92.3%
8	212	583	61	99.5%	255	557	57	98.4%

[Research Library \(ct.gov\)](https://research.library.ct.gov)



Advanced Course Participation Policy Guidance



District Guidance for **Developing an Advanced Course Participation Policy**

April 2022

Connecticut State Department of Education




Guiding Principles

- Start in Middle School
- Partner with Families
- Reduce Barriers
- Increase Supply



Welcome Page



Welcome to EdSight Secure!

Dashboard

EdSight INSIGHT INTO EDUCATION **SECURE** Connecticut State Department of Education CSDE

[Educator Preparation Providers \(EPPs\) - Click here to access the EPP Quality Measures Report!](#)

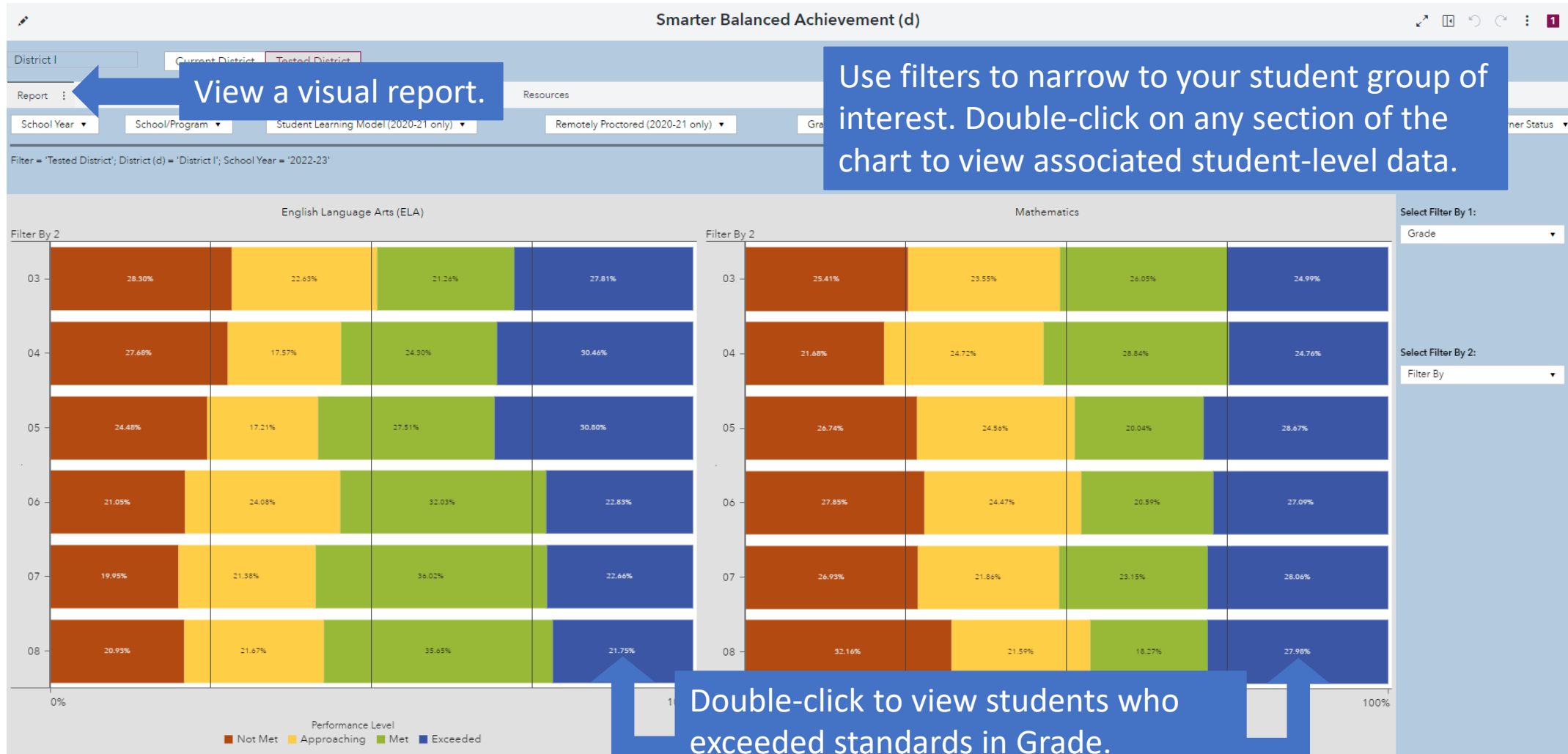
Students	Educators	Instruction	Performance
<p>Early Indication Tool (EIT)</p> <p>EIT for Teachers Provides data from EIT and other sources in one exportable file. Data can be integrated with your existing district data management system or used with the provided Data Lookup Tool (instructions). Data from this tool can be shared with teachers in order to decrease the amount of time spent on formal assessment upon return to school.</p> <p>English Learner (EL) Status Report</p> <p>FAFSA Completion (Updated daily)</p> <p>Student Summary</p>	<p>Educator Diversity Dashboard</p> <p>Educators With Active Endorsements</p>	<p>Indicator 7 - On-track to High School Graduation (Updated 5/25/23)</p> <p>Resource Allocation Review (RAR)</p> <p>Students Receiving Rigorous Coursework Letters (Updated 1/6/23)</p>	<p>Adjusted Cohort Graduation Rates (Updated 6/2/23)</p> <p>CMT/CAPT Science</p> <p>Connecticut SAT School Day (Updated 7/12/23)</p> <p>Connecticut SAT School Day - PRINTABLE Student Report (for current students only) (Updated 7/12/23)</p> <p>Effect of SASID Changes on Secure Student Growth Reports</p> <p>LAS Links Achievement/Mastery (Updated 6/16/23)</p> <p>LAS Links Growth (Updated 6/21/23)</p> <p>Next Generation Science Standards(NGSS) Assessment (Updated 8/11/23)</p> <p>Seal of Biliteracy (New 7/31/23)</p> <p>Smarter Balanced Achievement (Updated 8/16/23)</p> <p>Smarter Balanced Growth (Updated 8/16/23)</p>
EdSight Secure Resource Library	Need Help? Contact Us		Accessibility Information
EdSight Public			

NGSS → Smarter Balanced Achievement →

EdSight Secure contains personally identifiable information that is confidential pursuant to federal and state law. By logging onto and accessing these data, I hereby acknowledge that the information contained therein shall only be disclosed to authorized personnel and used as permitted by federal and state law.



SB Achievement – Report





SB Achievement – Student Level Data



Smarter Balanced Achievement (d)

District I | Current District | Tested District

Report | EdSight Public Report | Trend Data | Rough Cohort | Student Level Data

School Year | School/Program | Student Learning Model (2020-21 only) | Remotely Proctored (2020-21 only) | Subject | Grade | Performance Level | Gender | Race/Ethnicity | High Needs Status | Special Edu

Filter = 'Tested District'; District (d) = 'District I'

SASID Search | Name Search


Enter SASID (d)... | Enter Last Name (d)...

Filter	School Year	District (d)	School (d)	First Name (d)	Last Name (d)	SASID (d)	Subject	Grade	Special Education Status (SWD)	English Learner Status (EL)	Race/Ethnicity	Gender	High Needs Status (F/R, EL or SWD)	Foster Care Status	Homeless Status	Military Family Status	Performance Level Description	Vertical Scale Score	Target	Lexile/Quant
Tested District	2016-17	District I	School P	First Name	Last Name	9281983218	Math	03	Non-Special Education	English Learner	American Indian or Alaska Native	Male	High Needs	Non-Foster Care	Non-Homeless	Non-Military Family	Met (Level 3)	2,443	59	
Tested District	2020-21	District I	School O	First Name	Last Name	8143344234	ELA	03	Non-Special Education	English Learner	American Indian or Alaska Native	Male	High Needs	Non-Foster Care	Non-Homeless	Non-Military Family	Approaching (Level 2)	2,370	70	500L
Tested District	2020-21	District I	School O	First Name	Last Name	8143344234	Math	03	Non-Special Education	English Learner	American Indian or Alaska Native	Male	High Needs	Non-Foster Care	Non-Homeless	Non-Military Family	Met (Level 3)	2,449	59	630Q
Tested District	2022-23	District I	School A	First Name	Last Name	3301826910	ELA	03	Non-Special Education	English Learner	American Indian or Alaska Native	Female	High Needs	Non-Foster Care	Non-Homeless	Non-Military Family	Not Met (Level 1)	2,293	82	
Tested District	2022-23	District I	School Z	First Name	Last Name	2868876386	ELA	03	Non-Special Education	English Learner	American Indian or Alaska Native	Male	High Needs	Non-Foster Care	Non-Homeless	Non-Military Family	Not Met (Level 1)	2,275	82	
Tested District	2022-23	District I	School A	First Name	Last Name	3301826910	Math	03	Non-Special Education	English Learner	American Indian or Alaska Native	Female	High Needs	Non-Foster Care	Non-Homeless	Non-Military Family	Not Met (Level 1)	2,274	77	
Tested District	2022-23	District I	School Z	First Name	Last Name	2868876386	Math	03	Non-Special Education	English Learner	American Indian or Alaska Native	Male	High Needs	Non-Foster Care	Non-Homeless	Non-Military Family	Not Met (Level 1)	2,321	77	
Tested District	2014-15	District I	School															2,408	69	
Tested District	2014-15	District I	School															2,474	57	
Tested District	2015-16	District I	School															2,470	64	
Tested District	2015-16	District I	School A	First Name	Last Name	4410148401	ELA	03	Non-Special Education	Non-English Learner	Alaska Native	Female	High Needs	Non-Foster Care	Non-Homeless	Non-Military Family	Not Met (Level 1)	2,356	71	
Tested District	2015-16	District I	School I	First Name	Last Name	7046621764	Math	03	Non-Special Education	Non-English Learner	American Indian or Alaska Native	Female	High Needs	Non-Foster Care	Non-Homeless	Non-Military Family	Met (Level 3)	2,445	59	
Tested District	2015-16	District I	School A	First Name	Last Name	4410148401	Math	03	Non-Special Education	Non-English Learner	American Indian or Alaska Native	Female	High Needs	Non-Foster Care	Non-Homeless	Non-Military Family	Not Met (Level 1)	2,370	61	
Tested District	2017-18	District I	School A	First Name	Last Name	8440543704	ELA	03	Non-Special Education	Non-English Learner	American Indian or Alaska Native	Male	High Needs	Non-Foster Care	Non-Homeless	Non-Military Family	Not Met (Level 1)	2,302	82	

Use filters to narrow to your student group of interest. Search for students by SASID or last name. Right-click on table to export data for further analysis.



Welcome Page



Welcome to EdSight Secure!

Dashboard

EdSight INSIGHT INTO EDUCATION
SECURE

Connecticut State Department of Education CSDE


[Educator Preparation Providers \(EPPs\) - Click here to access the EPP Quality Measures Report!](#)

Students	Educators	Instruction	Performance
Early Indication Tool (EIT) EIT for Teachers Provides data exportable from district data provided. This tool can be used to determine the amount of time a student will need to return to school. English Learner (EL) Status Report FAFSA Completion (Updated daily) Student Summary	Educator Diversity Dashboard Educators With Active Endorsements	Indicator 7 - On-track to High School Graduation (Updated 5/25/23) Resource Allocation Review (RAR) Students Receiving Rigorous Coursework Letters (Updated 1/6/23)	Adjusted Cohort Graduation Rates (Updated 6/2/23) CMT/CAPT Science Connecticut SAT School Day (Updated 7/12/23) Connecticut SAT School Day - PRINTABLE Student Report (for current students only) (Updated 7/12/23) Effect of SASID Changes on Secure Student Growth Reports LAS Links Achievement/Mastery (Updated 6/16/23) LAS Links Growth (Updated 6/21/23) Next Generation Science Standards(NGSS) Assessment (Updated 8/11/23) Seal of Biliteracy (New 7/31/23) Smarter Balanced Achievement (Updated 8/16/23) Smarter Balanced Growth (Updated 8/16/23)

[EdSight Secure Resource Library](#) [Need Help? Contact Us](#) [Accessibility Information](#) [EdSight Public](#)

EdSight Secure contains personally identifiable information that is confidential pursuant to federal and state law. By logging onto and accessing these data, I hereby acknowledge that the information contained therein shall only be disclosed to authorized personnel and used as permitted by federal and state law.

Students Receiving Rigorous Coursework Letters





Rigorous Coursework Letters



Students Receiving Rigorous Coursework Letters (d)

District A

Rigorous Coursework Letter Recipients

Filters: No selections

Overview and Directions
 The purpose of this EdSight Secure report is to allow authorized users to view the list of letter recipients from their school and/or district.

The default list below includes all students in your school and/or district who received a letter from the Connecticut State Department of Education explaining that they have the potential to succeed in rigorous high school courses. These students were selected because they did well on the Smarter Balanced tests in middle school. Our data show that students who do well on these tests also do well in high school. For additional information, please see the [FAQ](#) and [Rationale, Methods and Results](#) documents.

Double-click on any row of data below to access the **Student Summary Report** for that student. The report offers a current snapshot of Early Indication Tool (EIT) fields and historical enrollment, attendance, discipline, and assessment data.

Use the buttons and field below to filter by grade level, school name, criteria met, and/or student last name. Right-click on the table and select *Export data...* to download the filtered records.

School (d) Grade ELA Criteria (Met/Not Met) Math Criteria (Met/Not Met) Science Criteria (Met/Not Met) Enter Last Name...

SASID (d)	▲ First Name (d)	Last Name (d)	Grade	Met SB ELA Criter...	Met SB Math Criteri...	Met NGSS Science...	School (d)	Address Line 1 (d)	Address Line 2 (d)	City (d)	State	Zip Code (d)
0004984640	First Name	Last Name	10	Yes	No	No	School A	Address Line 1	Address Line 2	City	CT	Zip Code
0007106970	First Name	Last Name	10	Yes	Yes	No	School A	Address Line 1	Address Line 2	City	CT	Zip Code
0007283570	First Name	Last Name	10	No	Yes	No	School A	Address Line 1	Address Line 2	City	CT	Zip Code
0008374780	First Name	Last Name	10	Yes	Yes	Yes	School A	Address Line 1	Address Line 2	City	CT	Zip Code
0010447601	First Name	Last Name	10	Yes	Yes	Yes	School O	Address Line 1	Address Line 2	City	CT	Zip Code
0013581731	First Name	Last Name	10	Yes	No	No	School A	Address Line 1	Address Line 2	City	CT	Zip Code
0013657331	First Name	Last Name	10	Yes	Yes	No	School A	Address Line 1	Address Line 2	City	CT	Zip Code
0016408361	First Name	Last Name	09	Yes	No	No	School A	Address Line 1	Address Line 2	City	CT	Zip Code
0019382091	First Name	Last Name	10	Yes	Yes	No	School A	Address Line 1	Address Line 2	City	CT	Zip Code
0019428391	First Name	Last Name	10	Yes	Yes	No	School A	Address Line 1	Address Line 2	City	CT	Zip Code
0026181062	First Name	Last Name	10	Yes	Yes	No	School A	Address Line 1	Address Line 2	City	CT	Zip Code
0026668762	First Name	Last Name	10	Yes	Yes	No	School A	Address Line 1	Address Line 2	City	CT	Zip Code
0028891382	First Name	Last Name	10	Yes	Yes	No	School A	Address Line 1	Address Line 2	City	CT	Zip Code
0031387813	First Name	Last Name	10	Yes	Yes	No	School A	Address Line 1	Address Line 2	City	CT	Zip Code
0033220533	First Name	Last Name	10	Yes	Yes	No	School A	Address Line 1	Address Line 2	City	CT	Zip Code
0038130883	First Name	Last Name	10	Yes	No	No	School A	Address Line 1	Address Line 2	City	CT	Zip Code
0038928083	First Name	Last Name	10	Yes	No	No	School A	Address Line 1	Address Line 2	City	CT	Zip Code
0045504454	First Name	Last Name	10	Yes	Yes	No	School A	Address Line 1	Address Line 2	City	CT	Zip Code

View the list of rigorous coursework letter recipients from your school or district.

Use filters to narrow to your student group of interest. Double-click on any row to access the Student Summary for that student.



Equity in Postsecondary



- PROBLEM: The pandemic has resulted in a significant decline in the number and percentage of students from low-income families going on to postsecondary.
- How can EdSight help?



EdSight Public Report on Postsecondary Outcomes

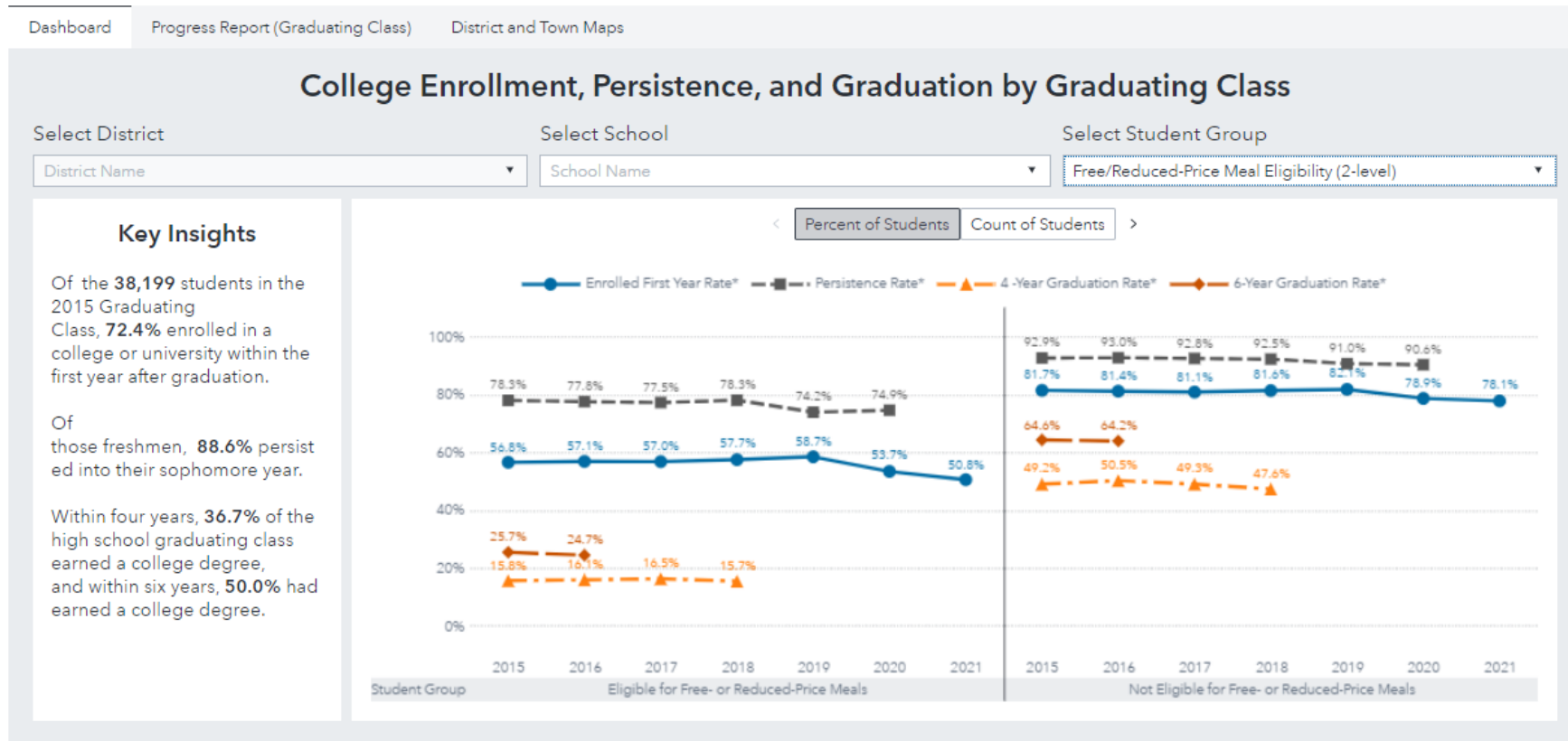


College Enrollment, Persistence, and Graduation Dashboard

Additional Reports: [College Entrance and Persistence](#)


See [related links](#).

[VIEW DATA](#)





Welcome Page



Welcome to EdSight Secure!

Dashboard

EdSight INSIGHT INTO EDUCATION SECURE Connecticut State Department of Education CSDE

[Educator Preparation Providers \(EPPs\) - Click here to access the EPP Quality Measures Report!](#)

Students	Educators	Instruction	Performance
<p>Early Indication Tool (EIT)</p> <p>EIT for Teachers Provides data from EIT and other sources in one exportable file. Data can be integrated with your existing district data management system or used with the provided Data Lookup Tool (instructions). Data from this tool can be shared with teachers in order to decrease the amount of time spent on formal assessment upon return to school.</p> <p>English Learner (EL) Status Report</p> <p>FAFSA Completion (Updated daily)</p> <p>Student Summary</p>	<p>Educator Diversity Dashboard</p> <p>Educators With Active Endorsements</p>	<p>Indicator 7 - On-track to High School Graduation (Updated 5/25/23)</p> <p>Resource Allocation Review (RAR)</p> <p>Students Receiving Rigorous Coursework Letters (Updated 1/6/23)</p>	<p>Adjusted Cohort Graduation Rates (Updated 6/2/23)</p> <p>CMT/CAPT Science</p> <p>Connecticut SAT School Day (Updated 7/12/23)</p> <p>Connecticut SAT School Day - PRINTABLE Student Report (for current students only) (Updated 7/12/23)</p> <p>Effect of SASID Changes on Secure Student Growth Reports</p> <p>LAS Links Achievement/Mastery (Updated 6/16/23)</p> <p>LAS Links Growth (Updated 6/21/23)</p> <p>Next Generation Science Standards(NGSS) Assessment (Updated 8/11/23)</p> <p>Seal of Biliteracy (New 7/31/23)</p> <p>Smarter Balanced Achievement (Updated 8/16/23)</p> <p>Smarter Balanced Growth (Updated 8/16/23)</p>
EdSight Secure Resource Library	Need Help? Contact Us		Accessibility Information
EdSight Public			

EdSight Secure contains personally identifiable information that is confidential pursuant to federal and state law. By logging onto and accessing these data, I hereby acknowledge that the information contained therein shall only be disclosed to authorized personnel and used as permitted by federal and state law.

FAFSA Completion





FAFSA Completion



SAS® Visual Analytics - Explore and Visualize

Welcome to EdSight Secure! (d) > FAFSA Completion (d)

District A

FAFSA Completion Data **View FAFSA completion data.**

School/Program ▾ FAFSA Completion Status ▾ Current Student Graduate

The FAFSA Completion report includes students enrolled in Grade 12 and students who have graduated since October 1 of this academic year. (Note: Students who entered Grade 12 after March 1 of the current FAFSA cycle and/or will be 21 years old as of July 31 of the current FAFSA cycle are not included.) To allow time for summer roll up to complete, the report will include the previous academic year's student roster during the summer months; all student rosters in this report will begin updating during the first week in September.

View FAFSA completion status for students enrolled in Grade 12 and current year graduates.

Filter = Student Type = 'Current Student' Date of Most Recent FAFSA Submission: Sunday, September 10, 2023

SASID Search **Name Search**


Enter SASID (d)... Enter Last Name (d)...

Search for students by SASID or last name.

SASID (d)	First Name (d)	Middle Initial	Last Name (d)	Student Type	FAFSA Completion Status	School	District	Most Recent FAFSA Processing
8477539077	First Name		Last Name	Current Student				2023
2973253837	First Name		Last Name	Current Student	Complete	School S	District I	October 11, 2022 November 29, 2022
3346170264	First Name		Last Name	Current Student	Complete	School A	District A	October 31, 2022 March 12, 2023
1410689701	First Name		Last Name	Current Student	Complete	School O	District I	November 27, 2022 April 18, 2023
3423734932	First Name		Last Name	Current Student	Complete	School L	District A	December 7, 2022 December 8, 2022
5160560106	First Name		Last Name	Current Student	Complete	School R	District R	December 25, 2022 January 13, 2023
7580237608	First Name		Last Name	Current Student	Complete	School O	District E	January 5, 2023 January 6, 2023
8832806223	First Name		Last Name	Current Student	Complete	School H	District R	January 31, 2023 February 1, 2023
4819767491	First Name		Last Name	Current Student	Complete	School I	District I	February 27, 2023 February 28, 2023
8369756496	First Name		Last Name	Current Student	Complete	School H	District R	March 17, 2023 April 14, 2023
3328506982	First Name		Last Name	Current Student	Complete	School I	District I	April 3, 2023 April 4, 2023
1860615206	First Name		Last Name	Current Student	Complete	School I	District I	April 13, 2023 April 14, 2023



Welcome Page



Welcome to EdSight Secure!

Dashboard

EdSight INSIGHT INTO EDUCATION


Connecticut State Department of Education CSDE

[Educator Preparation Providers \(EPPs\) - Click here to access the EPP Quality Measures Report!](#)

Students	Educators	Instruction	Performance
<p>Early Indication Tool (EIT)</p> <p>EIT for Teachers Provides data exportable from district data provided. This tool can be used to determine the amount of time a student will need to return to school.</p> <p>English Learner (EL) Status Report</p> <p>FAFSA Completion (Updated daily)</p> <p>Student Summary</p>	<p>Educator Diversity Dashboard</p> <p>Educators With Active Endorsements</p>	<p>Indicator 7 - On-track to High School Graduation (Updated 5/25/23)</p> <p>Resource Allocation Review (RAR)</p> <p>Students Receiving Rigorous Coursework Letters (Updated 1/6/23)</p>	<p>Adjusted Cohort Graduation Rates (Updated 6/2/23)</p> <p>CMT/CAPT Science</p> <p>Connecticut SAT School Day (Updated 7/12/23)</p> <p>Connecticut SAT School Day - PRINTABLE Student Report (for current students only) (Updated 7/12/23)</p> <p>Effect of SASID Changes on Secure Student Growth Reports</p> <p>LAS Links Achievement/Mastery (Updated 6/16/23)</p> <p>LAS Links Growth (Updated 6/21/23)</p> <p>Next Generation Science Standards(NGSS) Assessment (Updated 8/11/23)</p> <p>Seal of Biliteracy (New 7/31/23)</p> <p>Smarter Balanced Achievement (Updated 8/16/23)</p> <p>Smarter Balanced Growth (Updated 8/16/23)</p>
EdSight Secure Resource Library	Need Help? Contact Us		Accessibility Information
EdSight Public			

EdSight Secure contains personally identifiable information that is confidential pursuant to federal and state law. By logging onto and accessing these data, I hereby acknowledge that the information contained therein shall only be disclosed to authorized personnel and used as permitted by federal and state law.

Students Receiving Rigorous Coursework Letters





Rigorous Coursework Letters



Students Receiving Rigorous Coursework Letters (d)

District A

Rigorous Coursework Letter Recipients

Filters: No selections

Overview and Directions
 The purpose of this EdSight Secure report is to allow authorized users to view the list of letter recipients from their school and/or district.

The default list below includes all students in your school and/or district who received a letter from the Connecticut State Department of Education explaining that they have the potential to succeed in rigorous high school courses. These students were selected because they did well on the Smarter Balanced tests in middle school. Our data show that students who do well on these tests also do well in high school. For additional information, please see the [FAQ](#) and [Rationale, Methods and Results](#) documents.

Double-click on any row of data below to access the **Student Summary Report** for that student. The report offers a current snapshot of Early Indication Tool (EIT) fields and historical enrollment, attendance, discipline, and assessment data.

Use the buttons and field below to filter by grade level, school name, criteria met, and/or student last name. Right-click on the table and select *Export data...* to download the filtered records.

School (d) Grade ELA Criteria (Met/Not Met) Math Criteria (Met/Not Met) Science Criteria (Met/Not Met) Enter Last Name...

SASID (d)	▲ First Name (d)	Last Name (d)	Grade	Met SB ELA Criter...	Met SB Math Criteri...	Met NGSS Science...	School (d)	Address Line 1 (d)	Address Line 2 (d)	City (d)	State	Zip Code (d)
0004984640	First Name	Last Name	10	Yes	No	No	School A	Address Line 1	Address Line 2	City	CT	Zip Code
0007106970	First Name	Last Name	10	Yes	Yes	No	School A	Address Line 1	Address Line 2	City	CT	Zip Code
0007283570	First Name	Last Name	10	No	Yes	No	School A	Address Line 1	Address Line 2	City	CT	Zip Code
0008374780	First Name	Last Name	10	Yes	Yes	Yes	School A	Address Line 1	Address Line 2	City	CT	Zip Code
0010447601	First Name	Last Name	10	Yes	Yes	Yes	School O	Address Line 1	Address Line 2	City	CT	Zip Code
0013581731	First Name	Last Name	10	Yes	No	No	School A	Address Line 1	Address Line 2	City	CT	Zip Code
0013657331	First Name	Last Name	10	Yes	Yes	No	School A	Address Line 1	Address Line 2	City	CT	Zip Code
0016408361	First Name	Last Name	09	Yes	No	No	School A	Address Line 1	Address Line 2	City	CT	Zip Code
0019382091	First Name	Last Name	10	Yes	Yes	No	School A	Address Line 1	Address Line 2	City	CT	Zip Code
0019428391	First Name	Last Name	10	Yes	Yes	No	School A	Address Line 1	Address Line 2	City	CT	Zip Code
0026181062	First Name	Last Name	10	Yes	Yes	No	School A	Address Line 1	Address Line 2	City	CT	Zip Code
0026668762	First Name	Last Name	10	Yes	Yes	No	School A	Address Line 1	Address Line 2	City	CT	Zip Code
0028891382	First Name	Last Name	10	Yes	Yes	No	School A	Address Line 1	Address Line 2	City	CT	Zip Code
0031387813	First Name	Last Name	10	Yes	Yes	No	School A	Address Line 1	Address Line 2	City	CT	Zip Code
0033220533	First Name	Last Name	10	Yes	Yes	No	School A	Address Line 1	Address Line 2	City	CT	Zip Code
0038130883	First Name	Last Name	10	Yes	No	No	School A	Address Line 1	Address Line 2	City	CT	Zip Code
0038928083	First Name	Last Name	10	Yes	No	No	School A	Address Line 1	Address Line 2	City	CT	Zip Code
0045504454	First Name	Last Name	10	Yes	Yes	No	School A	Address Line 1	Address Line 2	City	CT	Zip Code

View the list of rigorous coursework letter recipients from your school or district.

Use filters to narrow the search to the student group of interest. Double-click on any row to access the Student Summary for that student.

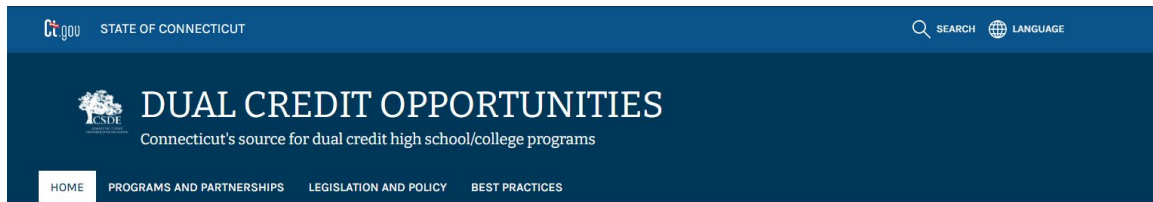


State Investments



Dual Credit Opportunities Website

Pledge to Advance Connecticut (PACT) – Free Community College



HOW TO QUALIFY?

- ✓ **CT High School Graduate**
Be a CT high school graduate (GED and home schooled students qualify)
- ✓ **First-Time College Student**
Be a first-time college student
- ✓ **Completed FAFSA**
Complete the [Free Application for Federal Student Aid \(FAFSA\)](#), which is used to package federal, state and often institutional aid and accept all awards
- ✓ **Part-Time or Full-Time**
Attend community college part- or full-time (6+ credits/semester)
- ✓ **Degree or Certificate Program**
Enroll in a degree or credit-bearing certificate program
- ✓ **Good Academic Standing**
Once enrolled, remain in good academic standing

GET STARTED

- ✓ **Select a College**
[12 convenient locations](#) and hundreds of areas of study
- ✓ **Apply for College Admission**
[Apply online](#) at your selected college
- ✓ **Complete the FAFSA**
Complete the [Free Application for Federal Student Aid \(FAFSA\)](#), which is used to package federal, state and often institutional aid and accept all awards
- ✓ **Register for 6+ credits**
Students must apply and register for 6+ credits
- ✓ **Good Academic Standing**
Once enrolled, remain in good academic standing

DUAL CREDIT OPPORTUNITIES



Dual credit courses in high school make college more affordable and prepare students for success

Increasing dual credit opportunities in all districts will maximize the affordability of higher education for Connecticut students and prepare students for success in college or careers. Learn more about dual credit partnerships and opportunities in Connecticut.

[EXPLORE DUAL CREDIT PROGRAMS >](#)



Questions



- Is there a way that EdSight can put a notation or asterisk near certain scores to denote the 12 indicators...this will allow the public to quickly see the numbers that constitute their accountability index.
- College Enrollment, Graduation Dashboard, Resource Allocation
- Reviewing changes/new reports, i.e., Seal of Biliteracy.
- How to download National Student Clearinghouse data from EdSight Secure.
- How to access and review cohort grad data from EdSight Secure.
- Mobility rates for our schools.
- The most important reports to review and share with public/BOE.