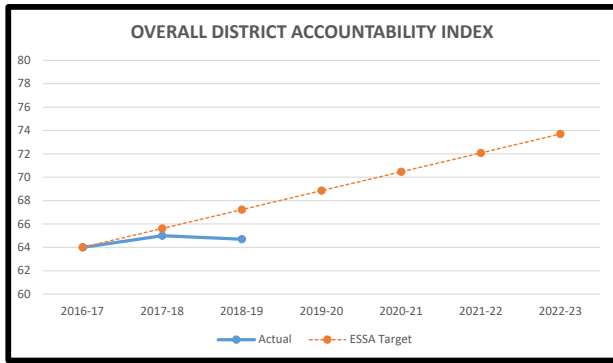
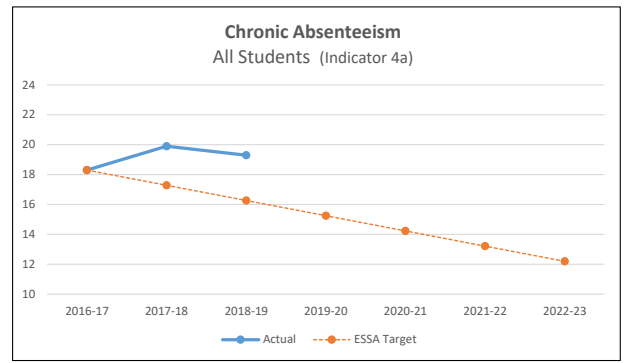


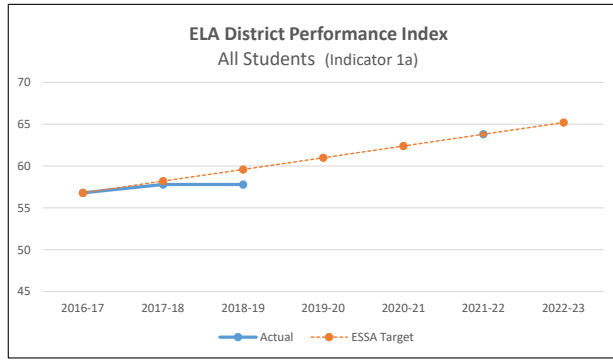
DISTRICT ESSA ACCOUNTABILITY KEY INDICATOR DASHBOARD - NEW HAVEN



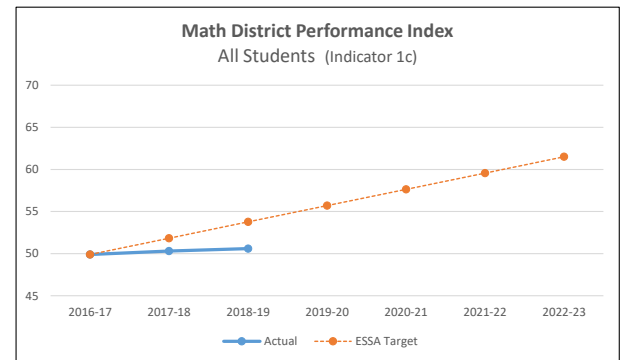
	2016-17	2017-18	2018-19	2019-20	2020-21	2021-22	2022-23
Actual	64.0	65.0	64.7	68.9	70.5	72.1	73.7
ESSA Target	64.0	65.6	67.2	68.9	70.5	72.1	73.7
Difference	0.0	-0.6	-2.5	0.0	0.0	0.0	0.0



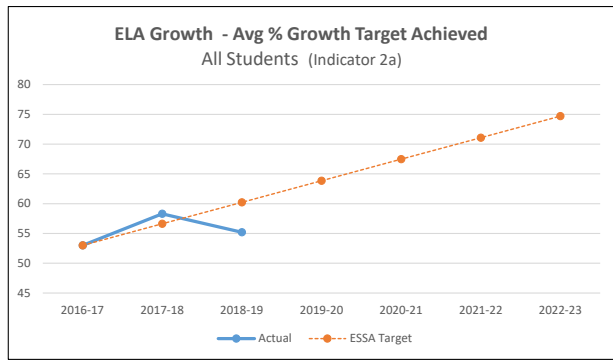
	2016-17	2017-18	2018-19	2019-20	2020-21	2021-22	2022-23
Actual	18.3	19.9	19.3	15.3	14.2	13.2	12.2
ESSA Target	18.3	17.3	16.3	15.3	14.2	13.2	12.2
Difference	0.0	2.6	3.0	0.0	0.0	0.0	0.0



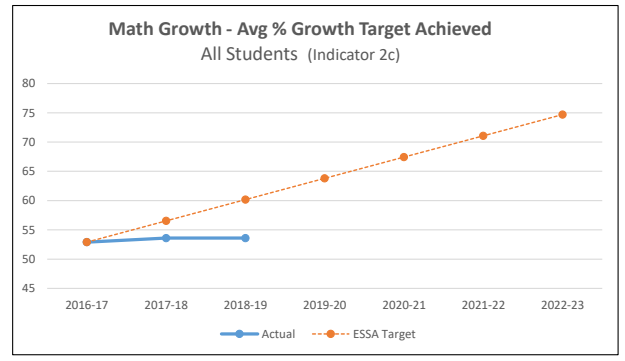
	2016-17	2017-18	2018-19	2019-20	2020-21	2021-22	2022-23
Actual	56.8	57.8	57.8	61.0	62.4	63.8	65.2
ESSA Target	56.8	58.2	59.6	61.0	62.4	63.8	65.2
Difference	0.0	-0.4	-1.8	0.0	0.0	0.0	0.0



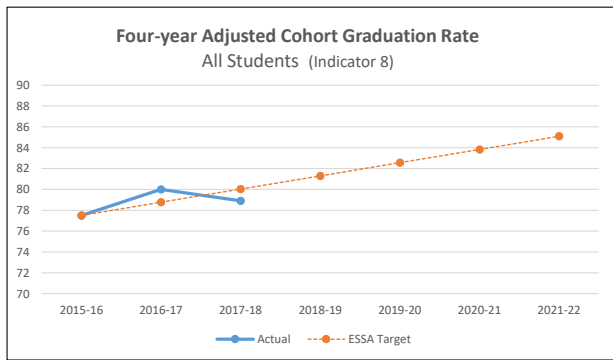
	2016-17	2017-18	2018-19	2019-20	2020-21	2021-22	2022-23
Actual	49.9	50.3	50.6	55.7	57.6	59.6	61.5
ESSA Target	49.9	51.8	53.8	55.7	57.6	59.6	61.5
Difference	0.0	-1.5	-3.2	0.0	0.0	0.0	0.0



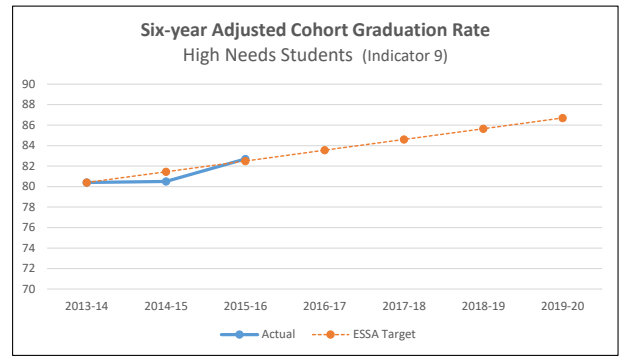
	2016-17	2017-18	2018-19	2019-20	2020-21	2021-22	2022-23
Actual	53.0	58.3	55.2	63.9	67.5	71.1	74.7
ESSA Target	53.0	56.6	60.2	63.9	67.5	71.1	74.7
Difference	0.0	1.7	-5.0	0.0	0.0	0.0	0.0



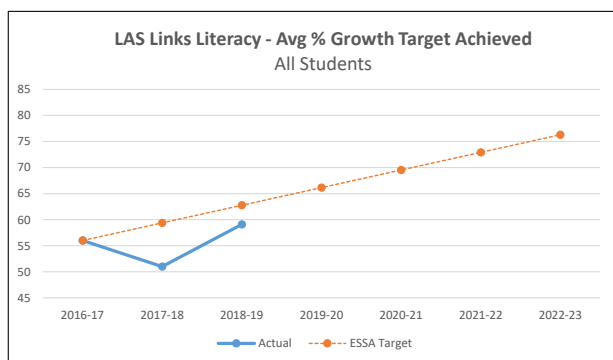
	2016-17	2017-18	2018-19	2019-20	2020-21	2021-22	2022-23
Actual	52.9	53.6	53.6	63.8	67.4	71.1	74.7
ESSA Target	52.9	56.5	60.2	63.8	67.4	71.1	74.7
Difference	0.0	-2.9	-6.6	0.0	0.0	0.0	0.0



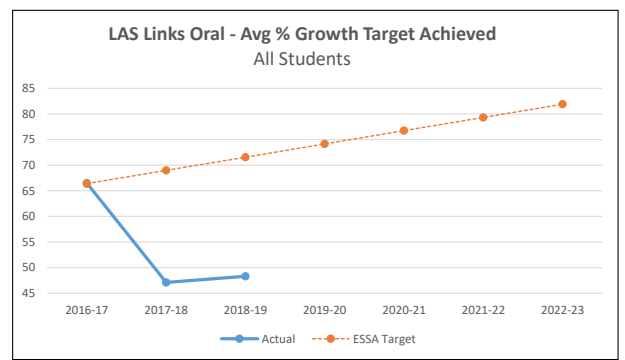
	2015-16	2016-17	2017-18	2018-19	2019-20	2020-21	2021-22
Actual	77.5	80.0	78.9	81.3	82.6	83.8	85.1
ESSA Target	77.5	78.8	80.0	81.3	82.6	83.8	85.1
Difference	0.0	1.2	-1.1	0.0	0.0	0.0	0.0



	2013-14	2014-15	2015-16	2016-17	2017-18	2018-19	2019-20
Actual	80.4	80.5	82.7	83.6	84.6	85.7	86.7
ESSA Target	80.4	81.5	82.5	83.6	84.6	85.7	86.7
Difference	0.0	-1.0	0.2	0.0	0.0	0.0	0.0



	2016-17	2017-18	2018-19	2019-20	2020-21	2021-22	2022-23
Actual	56.0	51.0	59.1	66.2	69.5	72.9	76.3
ESSA Target	56.0	59.4	62.8	66.2	69.5	72.9	76.3
Difference	0.0	-8.4	-3.7	0.0	0.0	0.0	0.0



	2016-17	2017-18	2018-19	2019-20	2020-21	2021-22	2022-23
Actual	66.5	47.1	48.3	74.2	76.7	79.3	81.9
ESSA Target	66.4	69.0	71.6	74.2	76.7	79.3	81.9
Difference	0.1	-21.9	-23.3	0.0	0.0	0.0	0.0