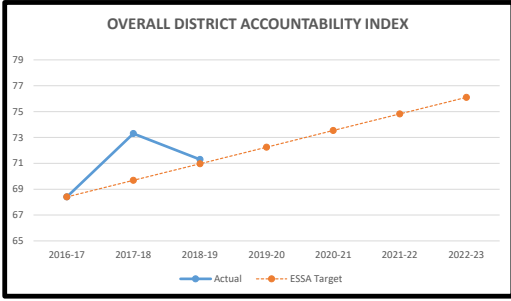
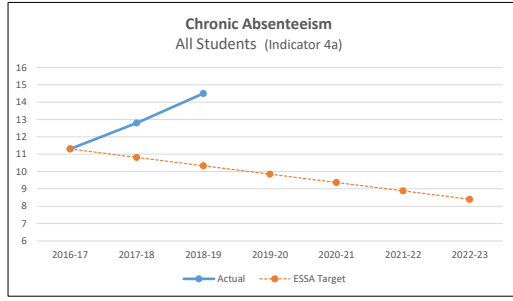


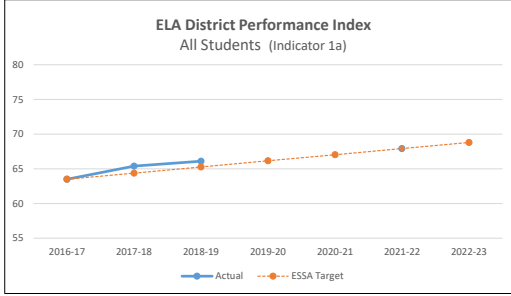
DISTRICT ESSA ACCOUNTABILITY KEY INDICATOR DASHBOARD - NAUGATUCK



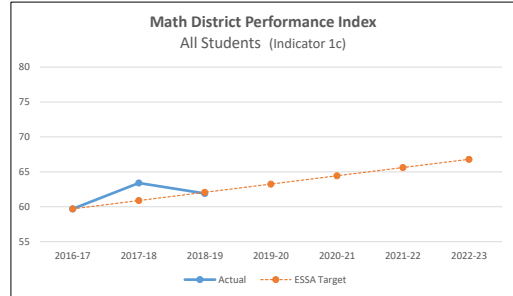
	2016-17	2017-18	2018-19	2019-20	2020-21	2021-22	2022-23
Actual	68.4	73.3	71.3	72.3	73.5	74.8	76.1
ESSA Target	68.4	69.7	71.0	72.3	73.5	74.8	76.1
Difference	0.0	3.6	0.3				



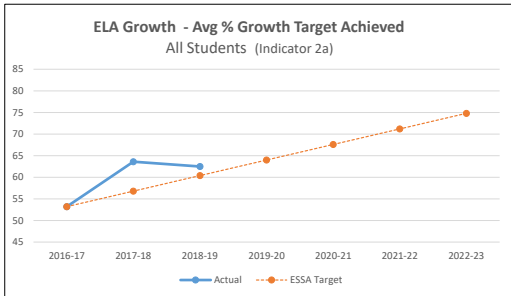
	2016-17	2017-18	2018-19	2019-20	2020-21	2021-22	2022-23
Actual	11.3	12.8	14.5				
ESSA Target	11.3	10.8	10.3	9.9	9.4	8.9	8.4
Difference	0.0	2.0	4.2				



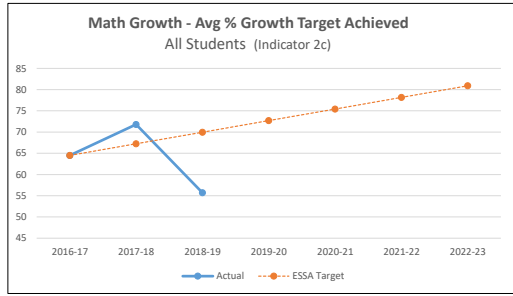
	2016-17	2017-18	2018-19	2019-20	2020-21	2021-22	2022-23
Actual	63.5	65.4	66.1	66.2	67.0	67.9	68.8
ESSA Target	63.5	64.4	65.3	66.2	67.0	67.9	68.8
Difference	0.0	1.0	0.8				



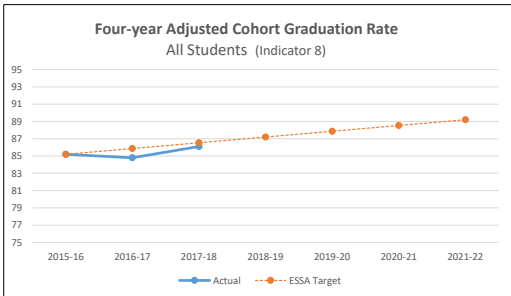
	2016-17	2017-18	2018-19	2019-20	2020-21	2021-22	2022-23
Actual	59.7	63.4	61.9	62.1	63.3	64.4	65.6
ESSA Target	59.7	60.9	62.1	63.3	64.4	65.6	66.8
Difference	0.0	2.5	-0.2				



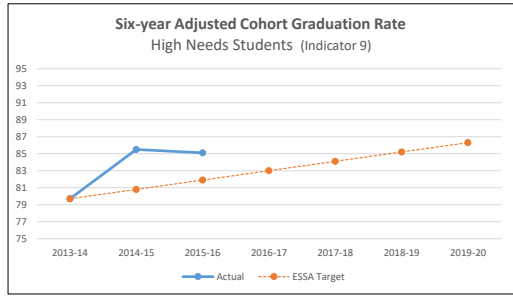
	2016-17	2017-18	2018-19	2019-20	2020-21	2021-22	2022-23
Actual	53.2	63.6	62.5	64.0	67.6	71.2	74.8
ESSA Target	53.2	56.8	60.4	64.0	67.6	71.2	74.8
Difference	0.0	6.8	2.1				



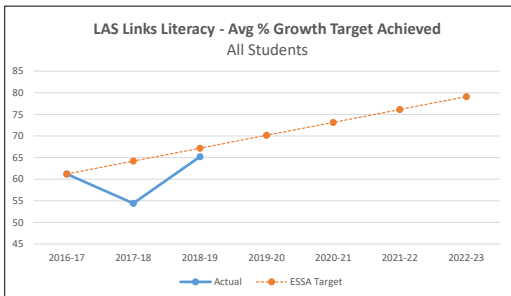
	2016-17	2017-18	2018-19	2019-20	2020-21	2021-22	2022-23
Actual	64.5	71.8	55.7	72.7	75.4	78.2	80.9
ESSA Target	64.5	67.2	70.0	72.7	75.4	78.2	80.9
Difference	0.0	4.6	-14.3				



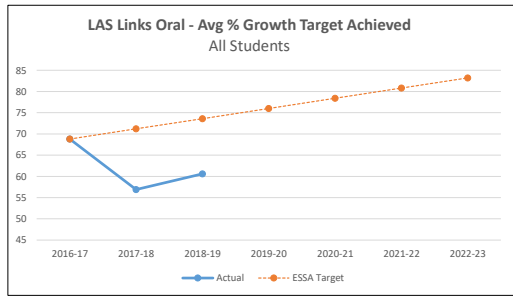
	2015-16	2016-17	2017-18	2018-19	2019-20	2020-21	2021-22
Actual	85.2	84.8	86.1	87.2	87.9	88.5	89.2
ESSA Target	85.2	85.9	86.5	87.2	87.9	88.5	89.2
Difference	0.0	-1.1	-0.4				



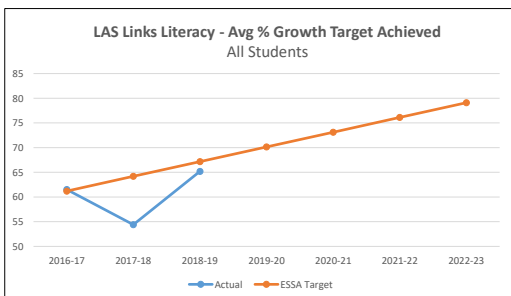
	2013-14	2014-15	2015-16	2016-17	2017-18	2018-19	2019-20
Actual	79.7	85.5	85.1	83.0	84.1	85.2	86.3
ESSA Target	79.7	80.8	81.9	83.0	84.1	85.2	86.3
Difference	0.0	4.7	3.2				



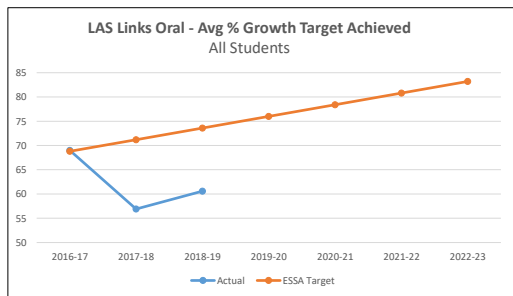
	2016-17	2017-18	2018-19	2019-20	2020-21	2021-22	2022-23
Actual	61.2	54.4	65.2	70.2	73.1	76.1	79.1
ESSA Target	61.2	64.2	67.2	70.2	73.1	76.1	79.1
Difference	0.0	-9.8	-2.0				



	2016-17	2017-18	2018-19	2019-20	2020-21	2021-22	2022-23
Actual	68.8	56.9	60.6	73.6	76.0	78.4	83.2
ESSA Target	68.8	71.2	73.6	76.0	78.4	80.8	83.2
Difference	0.0	-14.3	-13.0				



	2016-17	2017-18	2018-19	2019-20	2020-21	2021-22	2022-23
Actual	61.5	54.4	65.2	70.2	73.1	76.1	79.1
ESSA Target	61.2	64.2	67.2	70.2	73.1	76.1	79.1
Difference	0.3	-9.8	-2.0				



	2016-17	2017-18	2018-19	2019-20	2020-21	2021-22	2022-23
Actual	69.0	56.9	60.6	73.6	76.0	78.4	83.2
ESSA Target	68.8	71.2	73.6	76.0	78.4	80.8	83.2
Difference	0.2	-14.3	-13.0				