



CONNECTICUT STATE DEPARTMENT OF EDUCATION

# Technology Integration to Support Learning Part II:

*Perspectives from the Field-  
Building Capacity for Technology Integration*

Thursday, March 4, 2021





**MANSFIELD**  
CONNECTICUT

Public Schools

Carly Paine  
PreK-8 Math & Science Consultant  
Remote Learning Team Program Director







# Tuesday Tech Tools & Tips

Tech Tips are shared weekly with all MPS Staff.

- These tips highlight tools, strategies, individuals, content, etc.





## Student Micro PD Series



# Family Resource Fair

Opportunities to connect with families in their neighborhoods and provide tech support based on individual need.



# Lessons Learned

- X Engage with families early.
- X Find quick, easy to view ways for stakeholders to receive information.
- X Stay student focused.


# Thanks!

**Any questions?**

You can find me at:

X Carly Paine

X [painec@mansfieldct.org](mailto:painec@mansfieldct.org)



# Credits

Special thanks to all the people who made and released these awesome resources for free:

- X Presentation template by [SlidesCarnival](#)
- X Photographs by [Unsplash](#)



# West Haven

## Professional Learning: A Partnership Between All Stakeholders

Dr. Nicole Danishevsky--Mathematics, Professional Development & Evaluation  
Coordinator



# The Roadmap: Idea & Plan

- District Vision Drives PD Plan
- Collaboration
  - Administrators (Building Level & Central Office)
  - Teachers
  - Paraprofessionals
  - Tutors
- Purposeful Use of Professional Learning Time
  - August
  - November
  - Monthly Half Days



# Implementing The Plan: Action

- Communication
- Involvement of ALL stakeholders
- Growing Talent
  - Teacher Leaders
- Administrator's Role
  - Leader
  - Student/Active Learner
  - Advocate
- Reflection Cycle



# Lessons Learned



- Continuous professional learning
- Flexibility
- Balanced Technology Integration
- Implications for teaching and learning 2021-2022

## District Professional Development Support

- <https://sites.google.com/apps.whschools.org/westhavenpublicschoolstaffsite/home>



# Contact Information

*Dr. Nicole Danishevsky*

Email. [nicoledanishevsky@whschools.org](mailto:nicoledanishevsky@whschools.org)

Phone: 203-937-4300 X7115



**Torrington Public Schools**  
**Professional Development - Building Technology Skills**



# Torrington Public Schools



Susan M. Lubomski  
Superintendent



Alison R. Herold  
Director of Information  
Technology



## Pre Covid Landscape

- 600 Chromebooks district-wide
- Outdated desktop in classrooms
- Outdated infrastructure



## **Path to 1:1 and learning anywhere**

- Procured Chromebooks for all students K-12
- Provided Laptops for all teachers
- Created a uniform classroom with the same technology to include a docking station, monitor, mouse, keyboard, speakers and webcam
- Updated infrastructure to accommodate traffic




# Path to 1:1 and learning anywhere



# Digital Toolkit

- Screencastify  Screencastify

- Google Workspace for Education Plus  
(Formerly Enterprise Edition)



- Zoom (licensed version) 

- WeVideo 



# PD Anywhere



- Learning from anywhere and now teaching from anywhere
- Making it possible



# The Website




## Welcome

This page is dedicated to any type of technology that you will encounter in your classroom and school. Navigate through the tabs on top for each topic. You can use the search (magnifying glass) function to look up specific topics as well.




# The Helpdesk



Tech Tips and Tricks Home Helpdesk Anything Google Screencastify Chromebooks Classroom Technology Copiers More

# HELPDESK

Helpdesk




How to submit a Helpdesk request (staff)

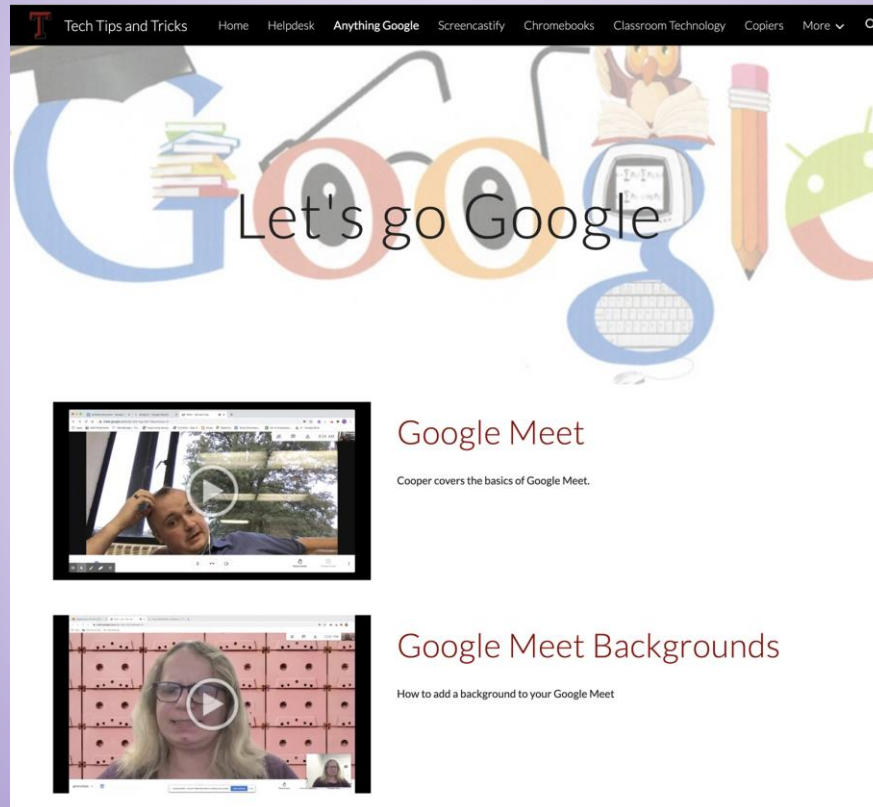
Rich will demonstrate on how to use the new Helpdesk request form.

[Staff Helpdesk Link](#)

[Student Helpdesk link](#)



# 1:1 dive into Google Education



Tech Tips and Tricks Home Helpdesk **Anything Google** Screencastify Chromebooks Classroom Technology Copiers More ▾ 🔍

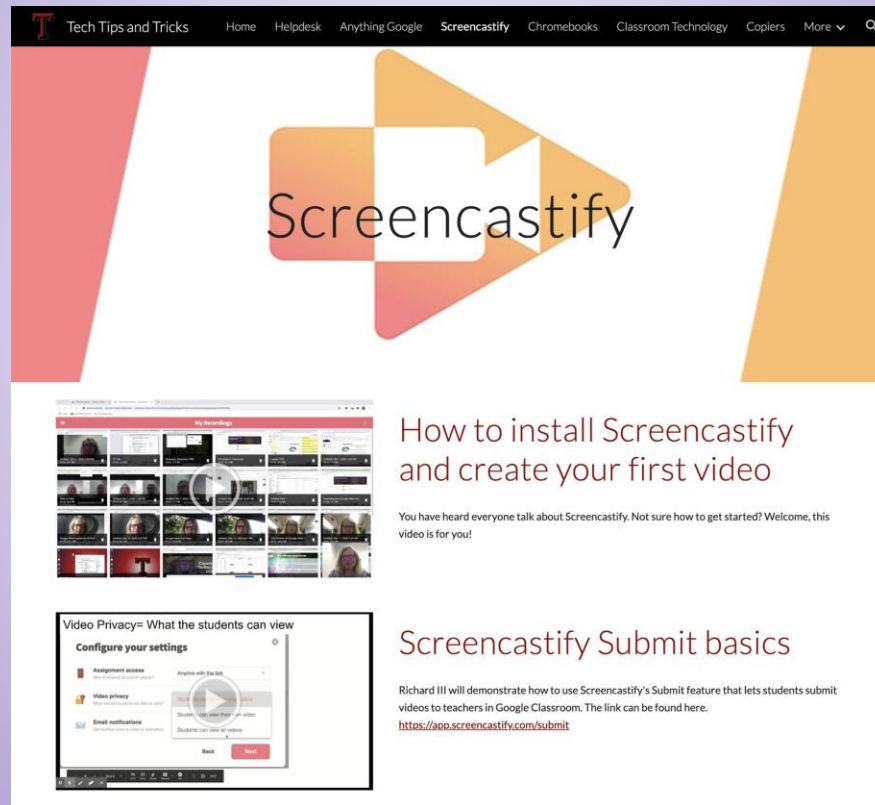
Let's go Google

**Google Meet**  
Cooper covers the basics of Google Meet.

**Google Meet Backgrounds**  
How to add a background to your Google Meet



# Screencastify



The screenshot shows the top navigation bar of the Screencastify website with links for Tech Tips and Tricks, Home, Helpdesk, Anything Google, Screencastify, Chromebooks, Classroom Technology, Copiers, and More. Below the navigation is a large graphic featuring a play button icon with the word "Screencastify" overlaid. The main content area contains two video thumbnails. The first thumbnail is titled "How to install Screencastify and create your first video" and includes a subtitle: "You have heard everyone talk about Screencastify. Not sure how to get started? Welcome, this video is for you!". The second thumbnail is titled "Screencastify Submit basics" and includes a subtitle: "Richard III will demonstrate how to use Screencastify's Submit feature that lets students submit videos to teachers in Google Classroom. The link can be found here." followed by the URL <https://app.screencastify.com/submit>.

Tech Tips and Tricks Home Helpdesk Anything Google **Screencastify** Chromebooks Classroom Technology Copiers More

## Screencastify

**How to install Screencastify and create your first video**

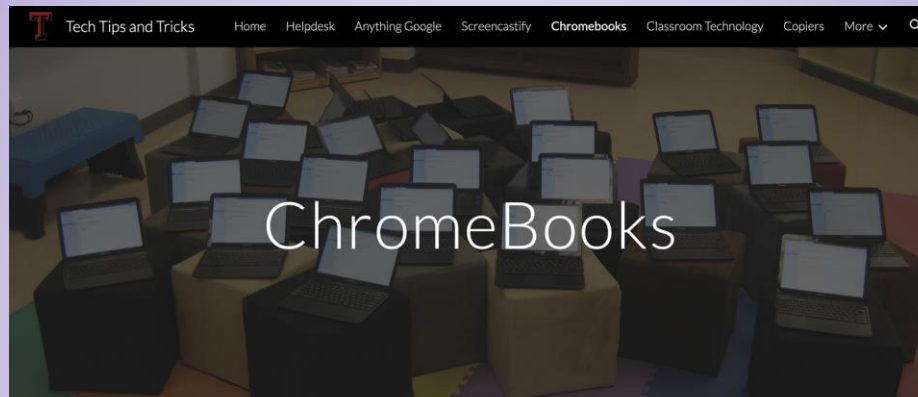
You have heard everyone talk about Screencastify. Not sure how to get started? Welcome, this video is for you!

**Screencastify Submit basics**

Richard III will demonstrate how to use Screencastify's Submit feature that lets students submit videos to teachers in Google Classroom. The link can be found here.  
<https://app.screencastify.com/submit>



# Chromebooks



## Chromebook Accessibility Features: Select to Speak, Text to Speak

Rachael will demonstrate how to use the Accessibility Features of a Chromebook.




## Adjusting the Microphone volume on a ChromeBook

Rachael demonstrates how students can adjust their microphone volume to make them easier to understand in Google Meet and Zoom



# Technology in the classroom




Tech Tips and Tricks Home Helpdesk Anything Google Screencastify Chromebooks Classroom Technology Copiers More

## Classroom Technology

Classroom Tech in pictures

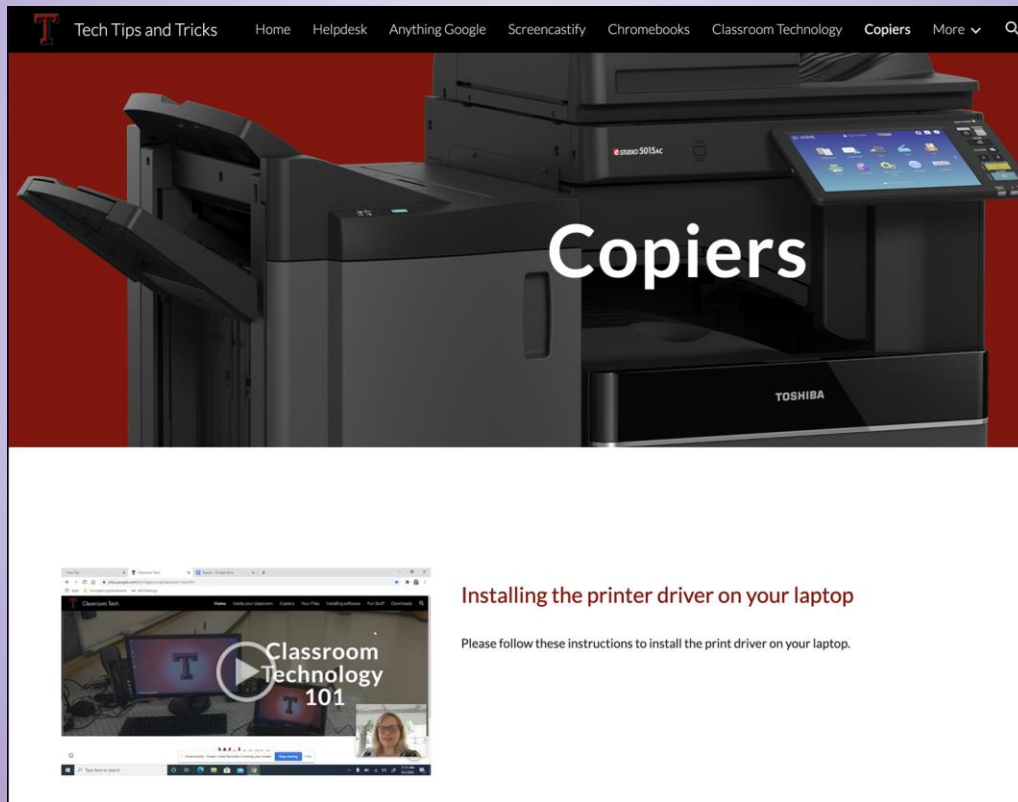
Scroll though to see the new tech in your classroom.



Monitor with built-in speakers



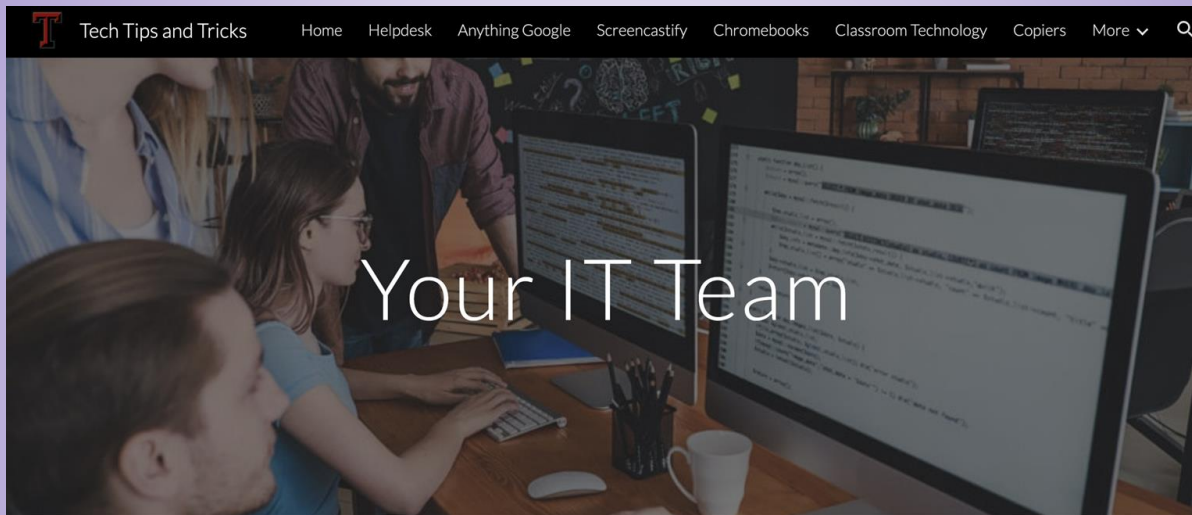
# Copiers



The image shows a screenshot of a website page. At the top, there is a navigation bar with the following items: a red 'T' logo, 'Tech Tips and Tricks', 'Home', 'Helpdesk', 'Anything Google', 'Screencastify', 'Chromebooks', 'Classroom Technology', 'Copiers', and 'More' with a dropdown arrow. Below the navigation bar is a large image of a black Toshiba e-studio 5015dc copier. The word 'Copiers' is written in large white text over the copier image. Below the copier image is a white section containing a video player on the left and text on the right. The video player shows a thumbnail for 'Classroom Technology 101' with a play button icon. To the right of the video player, the text reads: 'Installing the printer driver on your laptop' in bold, followed by 'Please follow these instructions to install the print driver on your laptop.'



# The IT Team

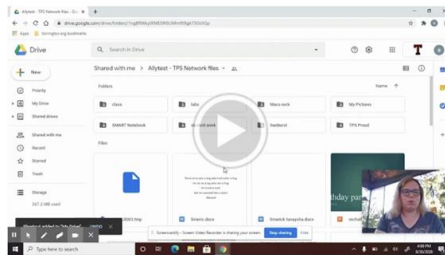



## Meet the newest members of the Tech Team

Meet Rachael, Melissa, Richard III, David and Erich....and maybe a surprise guest



# Teaching anywhere - Network Files

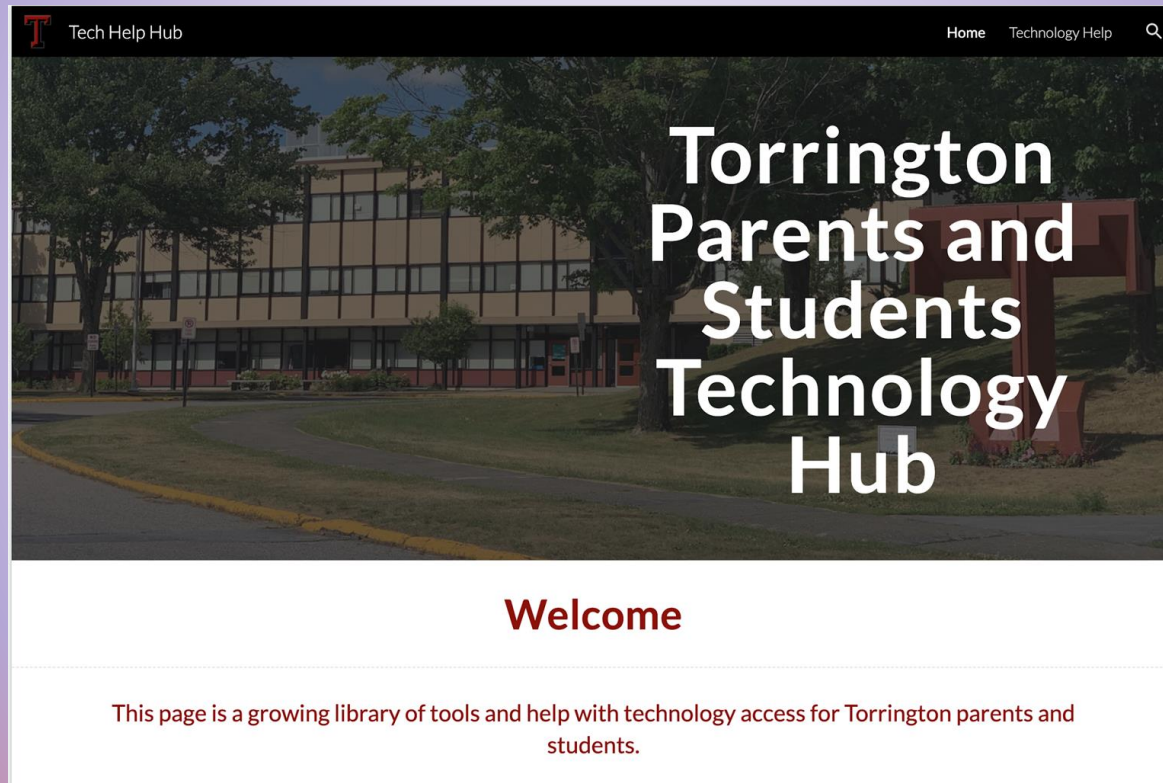


### How to locate your "H drive" files in Google Drive

Your H drive files have been transferred to Google Drive and shared with you. This video will help you locate them.



# Supporting families at home



# Supporting families at home

**TORRINGTON**  
Public Schools

## Solicitud de tecnología para padres y estudiantes de Torrington

**Email\***

Ingrese su dirección de correo electrónico

**Su nombre\***

Por favor introduzca su nombre de pila

**Tu apellido\***

Por favor ingrese su apellido

**¿Eres padre / tutor legal o estudiante? \***

Padre / Tutor legal  
 Alumno

**La mejor manera de ponerse en contacto con usted\* ?**

Email  
 Teléfono  
 Other

**Tu número de teléfono (opcional) ?**

**Nombre del estudiante\***

**Apellido del estudiante (si es diferente)**

Ingrese el apellido del estudiante si es diferente al de la persona que informa el problema

**Colegio\* ?**

Forbes Elementary School  
 Southwest Elementary School  
 Torrington Elementary School  
 Torrington High School  
 Torrington Middle School  
 Vogel-Wetmore Elementary School

**Describe tu problema\***

**TORRINGTON**  
Public Schools

## Torrington Student and Parent Tech request

**Email address\***

Please enter your email

**Your First Name\***

Please enter your first name

**Your Last Name\***

Please enter your last name

**Best way to contact you\* ?**

Email  
 Phone  
 Other

**Are you a parent/legal guardian or student\* ?**

Parent/Legal Guardian  
 Student

**Your Phone Number (optional)**

Please enter your phone number if you wish to be contacted by phone

**Student First Name\***

Please enter the first name of the student

**Student Last Name (if different)**

Please enter the last name of the student if different from the person reporting the problem

**School\* ?**

Forbes Elementary School  
 Southwest Elementary School  
 Torrington Elementary School  
 Torrington High School  
 Torrington Middle School  
 Vogel-Wetmore Elementary School

**Please describe your issue\***



# Lessons Learned

- It's OK to not be perfect
- Video is not for everyone and does not replace Face to Face, One on One help
- The scope of this project and the move to 1:1 was not an easy task
- When the shutdown occurred, staff did not have access to their digital materials that were stored on the network
- Availability of devices
- Shipping delays
- Order mixups
- Timing of demands and funding availability
- Currently a single lens point of view



# The road ahead

- Moving to expand the site to include tips and lessons from teachers and other staff to cover a much greater variety of topics applicable to all of K-12
- Not all videos apply to the entire audience
- Create filters by topic and grade level
- Keep looking for new ways to make professional development entertaining and fun
- Expand live PD offerings based on feedback
- Create timeline to update outdated materials with new videos
- Expand to student created materials to support other students and parents
- Offer all student and parent materials on both English and Spanish
- Utilize public access television to broadcast lessons to families' homes



# Links

Staff Tech Tips and Tricks: <https://bit.ly/3sVyiXh>



Parent and Student Technology Hub <https://bit.ly/2OhhRVQ>



This slide deck <https://bit.ly/3bRMmtW>



# Contact



Susan M. Lubomski  
Superintendent  
slubomski@torrington.org



Alison R. Herold  
Director of Information  
Technology  
aherold@torrington.org





**"We need to be helping our students create a future we all want to live in."**

**Sir Ken Robinson**





## CONNECTICUT STATE DEPARTMENT OF EDUCATION

Lisa Lamenzo, Division Director, Turnaround Office  
[lisa.Lamenzo@ct.gov](mailto:lisa.Lamenzo@ct.gov)

Iris White, Education Consultant, Turnaround Office  
[iris.white@ct.gov](mailto:iris.white@ct.gov)