


# STATE OF CONNECTICUT SHORT-TERM INVESTMENT FUND MONTHLY FUND PROFILE REPORT OCTOBER 31, 2023



## FUND FACTS

**Fund Inception:** 1972

**Objective:** As high a level of current income as is consistent with first, the safety of principal and, second, the provision of liquidity.

**Primary Benchmark:** iMoneyNet's Index ("MFR")

**Dividends:** Accrued Daily/Distributed Monthly

**Standard & Poor's Rating:** AAAM

**Assets:** \$16.9 Billion

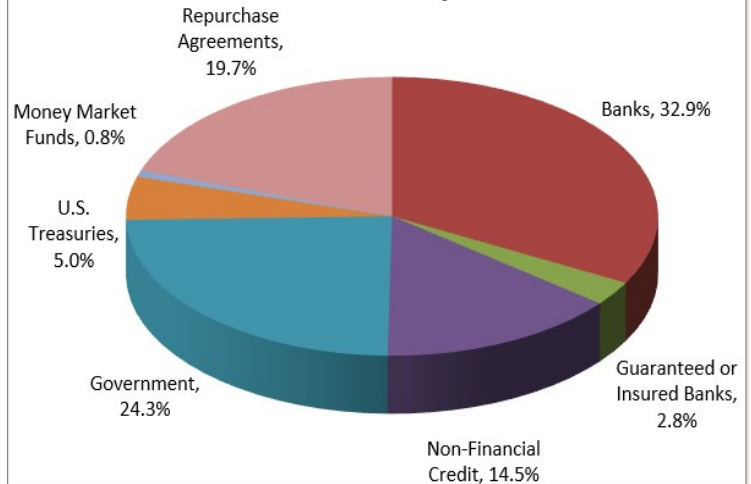
**Reserve Balance:** \$96.7 Million

**Weighted Average Maturity:** 41 Days

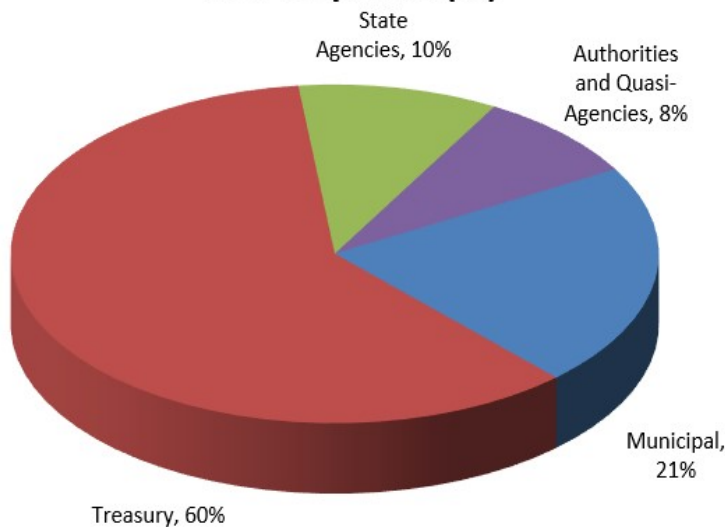
**Fund Monthly (effective) Annualized Return:** 5.55%

**Benchmark Monthly (effective) Annualized Return:** 5.39%

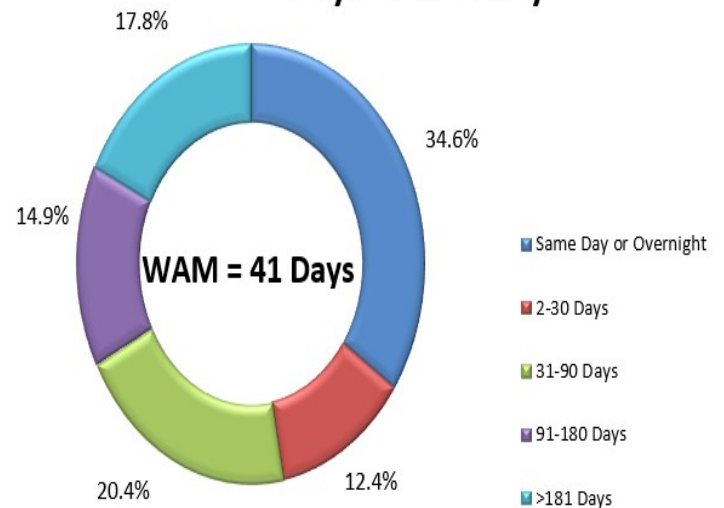
## Portfolio Composition



## STIF Deposits (%)



## Days To Maturity



The Fund Management monitors and evaluates the portfolio to ensure compliance with its Investment Policy and adherence to rating agency guidelines. Below table summarizes some of the key metrics.

### Rating Requirements

Weighted Average Maturity (WAM) - maximum 90 days

Weighted Average Life (WAL) - maximum 120 days

Weekly S&P reporting

### Portfolio Credit Quality and Diversification\*

At least 60% of the overall portfolio's assets shall be invested in securities rated A-1+ or in overnight repurchase agreements rated A-1

No more than 5% of the overall portfolio can be invested in any issuer (at ultimate parent company level) with the exception of overnight or two-business-day repurchase agreements and U.S. government and agency securities.

Floating / Variable rate securities with maturity up to 730 days should not exceed 25% of the overall portfolio

\* at the time of purchase