

**CONNECTICUT STATE TREASURER'S SHORT-TERM INVESTMENT FUND**


LIST OF INVESTMENTS AS OF April 30, 2023 (UNAUDITED) 1



Par	Issuer	YTM	Reset / Maturity	Amortized Cost	Market Value	Rating
<b>Bank Deposit Instruments</b>						
						<b>35.9%</b>
\$ 100,000,000	Australia and New Zealand Bank	4.95	05/22/23	\$ 100,000,000	\$ 100,000,000	A-1+
100,000,000	Australia and New Zealand Bank	5.07	06/02/23	100,000,000	100,000,000	A-1+
100,000,000	Australia and New Zealand Bank	5.20	06/26/23	100,000,000	100,000,000	A-1+
100,000,000	Australia and New Zealand Bank	5.35	10/03/23	100,000,000	100,000,000	A-1+
100,000,000	Australia and New Zealand Bank	5.35	10/16/23	100,000,000	100,000,000	A-1+
250,000,000	Bank of America Deposit	4.90	05/01/23	250,000,000	249,999,683	A-1
254,474,478	Bank of America Deposit (2)	4.85	05/01/23	254,474,478	254,474,478	A-1
50,000,000	Bank of Nova Scotia	5.28	05/01/23	50,000,000	50,014,220	A-1
100,000,000	Bank of Nova Scotia	5.55	05/01/23	100,000,000	100,130,891	A-1
50,000,000	Bank of Nova Scotia	5.16	05/01/23	50,000,000	49,983,097	A-1
50,000,000	Bank of Nova Scotia	5.10	05/01/23	50,000,000	49,949,497	A-1
50,000,000	Bank of Nova Scotia	5.56	05/01/23	50,000,000	50,080,440	A-1
50,000,000	Bank of Nova Scotia	5.24	05/01/23	50,000,000	49,973,977	A-1
50,000,000	Bank of Nova Scotia	5.16	05/01/23	50,000,000	49,916,676	A-1
350,000,000	Bank of Nova Scotia (2)	4.96	05/01/23	350,000,000	350,000,000	A-1
50,000,000	Commonwealth Bk Aus NY Branch	5.50	05/01/23	50,000,000	50,027,363	A-1+
50,000,000	Commonwealth Bk Aus NY Branch	5.21	06/07/23	50,000,000	50,005,531	A-1+
50,000,000	Commonwealth Bk Aus NY Branch	5.55	03/08/24	50,000,000	50,095,126	A-1+
100,000,000	Cooperatieve Centrale	5.21	05/01/23	100,000,000	100,001,528	A-1
100,000,000	Cooperatieve Centrale	5.24	08/28/23	100,000,000	99,973,100	A-1
100,000,000	Cooperatieve Centrale	5.11	09/11/23	100,000,000	99,891,000	A-1
100,000,000	Cooperatieve Centrale	5.30	10/02/23	100,000,000	99,956,600	A-1
50,000,000	Cooperatieve Centrale	5.39	12/12/23	50,000,000	49,985,200	A-1
25,000,000	Cooperatieve Centrale	5.54	02/27/24	25,000,000	24,989,575	A-1
500,000,000	DNB Bank ASA	4.77	05/04/23	500,000,000	500,002,080	A-1+
400,000,000	DZ Bank NY Branch	5.04	05/24/23	400,000,000	400,008,604	A-1
100,000,000	DZ Bank NY Branch	5.05	07/24/23	100,000,000	100,000,000	A-1
50,000,000	MUFG Bank LTD NY Branch	5.35	05/01/23	50,000,000	50,009,619	A-1
50,000,000	MUFG Bank LTD NY Branch	5.47	05/01/23	50,000,000	50,007,193	A-1
100,000,000	MUFG Bank LTD NY Branch	5.30	05/01/23	100,000,000	100,037,662	A-1
50,000,000	MUFG Bank LTD NY Branch	5.26	05/01/23	50,000,000	50,009,662	A-1
50,000,000	MUFG Bank LTD NY Branch	5.08	05/01/23	50,000,000	49,942,363	A-1
100,000,000	MUFG Bank LTD NY Branch	5.16	05/15/23	100,000,000	100,005,584	A-1
50,000,000	MUFG Bank LTD NY Branch	5.15	05/30/23	50,000,000	50,001,180	A-1
300,000,000	National Bank of Canada	4.86	05/01/23	300,000,000	300,000,000	A-1
50,000,000	Nordea Bank NY Branch	5.28	05/01/23	50,000,000	49,987,136	A-1+
250,000,000	Nordea Bank NY Branch	4.79	05/04/23	250,000,000	250,000,000	A-1+
50,000,000	Nordea Bank NY Branch	5.00	07/10/23	50,000,000	49,981,789	A-1+
250,000,000	Norinchukin Bank	4.90	05/04/23	250,000,000	250,001,370	A-1
100,000,000	Norinchukin Bank	5.20	05/09/23	100,000,000	100,005,638	A-1
50,000,000	Norinchukin Bank	5.07	05/26/23	50,000,000	49,999,950	A-1
100,000,000	Norinchukin Bank	5.05	08/08/23	100,000,000	99,917,203	A-1
100,000,000	Royal Bank of Canada NY Branch	4.74	05/01/23	100,000,000	100,000,000	A-1+
100,000,000	Royal Bank of Canada NY Branch	5.46	05/01/23	100,000,000	100,014,283	A-1+
50,000,000	Royal Bank of Canada NY Branch	5.56	05/01/23	50,000,000	50,103,433	A-1+
150,000,000	Royal Bank of Canada NY Branch	4.83	05/23/23	150,000,000	150,000,000	A-1+
50,000,000	Royal Bank of Canada NY Branch	5.07	07/03/23	50,000,000	50,000,000	A-1+
100,000,000	Royal Bank of Canada NY Branch	5.03	07/10/23	100,000,000	100,000,000	A-1+
100,000,000	Royal Bank of Canada NY Branch	5.07	07/17/23	100,000,000	100,000,000	A-1+
100,000,000	Royal Bank of Canada NY Branch	5.02	08/01/23	100,000,000	100,000,000	A-1+
50,000,000	Royal Bank of Canada NY Branch	5.52	12/01/23	50,000,000	50,012,934	A-1+
50,000,000	Svenska Handelsbanken	5.22	05/01/23	50,000,000	49,984,425	A-1+
50,000,000	Svenska Handelsbanken	5.45	05/01/23	50,000,000	50,036,088	A-1+
50,000,000	Svenska Handelsbanken	5.45	05/01/23	50,000,000	50,037,555	A-1+
100,000,000	Svenska Handelsbanken	5.20	05/08/23	100,000,000	100,005,741	A-1+
50,000,000	Svenska Handelsbanken	4.50	06/09/23	50,000,000	49,965,507	A-1+
50,000,000	Svenska Handelsbanken	5.32	09/06/23	50,000,000	50,001,918	A-1+
50,000,000	Svenska Handelsbanken	5.45	10/18/23	50,000,000	50,009,796	A-1+
50,000,000	Svenska Handelsbanken	5.40	01/03/24	50,000,000	49,974,610	A-1+
50,000,000	Svenska Handelsbanken	5.20	01/24/24	50,000,000	49,912,123	A-1+
460,779,951	Toronto Dominion Bank (2)	4.91	05/01/23	460,779,951	460,779,951	A-1+
50,000,000	Toronto Dominion Bank	4.06	06/08/23	50,000,000	49,941,283	A-1+
50,000,000	Toronto Dominion Bank	5.00	09/26/23	50,000,000	49,881,051	A-1+
25,000,000	Toronto Dominion Bank	5.40	10/12/23	25,000,000	24,981,597	A-1+

**CONNECTICUT STATE TREASURER'S SHORT-TERM INVESTMENT FUND**


LIST OF INVESTMENTS AS OF April 30, 2023 (UNAUDITED) 1



Par	Issuer	YTM	Reset / Maturity	Amortized Cost	Market Value	Rating
50,000,000	Toronto Dominion Bank	5.22	01/31/24	50,000,000	49,902,788	A-1+
50,000,000	Toronto Dominion Bank	5.50	02/23/24	50,000,000	50,020,092	A-1+
\$ 6,965,254,429				\$ 6,965,254,429	\$ 6,964,930,183	
<b>Bank Deposit Instruments with Government Backing</b>						<b>0.4%</b>
\$ 75,000,000	Berkshire Bank (2,3)	4.86	05/01/23	\$ 75,000,000	\$ 75,000,000	A-1+
\$ 75,000,000				\$ 75,000,000	\$ 75,000,000	
<b>Commercial Paper and Corporate Notes</b>						<b>11.2%</b>
\$ 25,000,000	LVMH	5.00	05/03/23	\$ 24,993,056	\$ 24,983,059	A-1+
57,500,000	LVMH	4.92	05/17/23	57,376,822	57,350,510	A-1+
66,000,000	LVMH	4.82	05/17/23	65,858,613	65,828,411	A-1+
50,000,000	LVMH	4.82	05/18/23	49,886,194	49,864,472	A-1+
50,000,000	LVMH	5.05	06/16/23	49,677,361	49,664,827	A-1+
100,000,000	LVMH	4.85	07/21/23	98,886,250	98,845,467	A-1+
66,050,000	LVMH	4.82	07/24/23	65,307,158	65,260,037	A-1+
50,000,000	LVMH	4.96	08/08/23	49,318,000	49,295,209	A-1+
59,500,000	LVMH	4.85	08/09/23	58,698,403	58,652,735	A-1+
50,000,000	LVMH	5.08	08/10/23	49,287,389	49,280,811	A-1+
35,000,000	LVMH	5.00	09/11/23	34,353,472	34,332,675	A-1+
25,000,000	LVMH	5.07	10/20/23	24,394,417	24,376,563	A-1+
130,000,000	National Securities Clearing Corp	4.70	05/04/23	129,949,083	129,895,003	A-1+
100,000,000	National Securities Clearing Corp	4.76	05/15/23	99,814,889	99,768,894	A-1+
100,000,000	National Securities Clearing Corp	4.79	05/30/23	99,614,139	99,559,644	A-1+
100,000,000	National Securities Clearing Corp	4.79	06/01/23	99,587,528	99,531,744	A-1+
32,400,000	National Securities Clearing Corp	4.88	06/09/23	32,228,712	32,211,983	A-1+
100,000,000	National Securities Clearing Corp	5.05	07/05/23	99,088,194	99,051,589	A-1+
100,000,000	National Securities Clearing Corp	5.06	07/06/23	99,072,333	99,037,450	A-1+
75,000,000	National Securities Clearing Corp	5.07	07/10/23	74,260,625	74,235,477	A-1+
100,000,000	National Securities Clearing Corp	5.10	07/17/23	98,909,167	98,880,667	A-1+
50,000,000	Toyota Motor Credit Corp	4.97	05/03/23	49,986,194	49,966,188	A-1+
50,000,000	Toyota Motor Credit Corp	5.08	06/20/23	49,647,222	49,629,663	A-1+
50,000,000	Toyota Motor Credit Corp	4.50	06/26/23	49,650,000	49,587,082	A-1+
50,000,000	Toyota Motor Credit Corp	5.27	09/15/23	49,027,681	48,999,000	A-1+
50,000,000	Toyota Motor Credit Corp	5.05	10/10/23	48,863,750	48,811,313	A-1+
50,000,000	Toyota Motor Credit Corp	5.01	10/20/23	48,803,167	48,735,625	A-1+
50,000,000	Toyota Motor Credit Corp	4.96	10/30/23	48,746,222	48,661,834	A-1+
50,000,000	Toyota Motor Credit Corp	4.96	10/31/23	48,739,333	48,654,600	A-1+
50,000,000	Toyota Motor Credit Corp	5.30	11/27/23	48,454,167	48,461,963	A-1+
50,000,000	Toyota Motor Credit Corp	5.08	01/05/24	48,243,167	48,184,900	A-1+
50,000,000	Toyota Motor Credit Corp	5.21	01/10/24	48,162,028	48,149,600	A-1+
50,000,000	Toyota Motor Credit Corp	5.18	01/12/24	48,158,222	48,135,200	A-1+
125,000,000	Wal-Mart Stores	4.83	05/01/23	125,000,000	124,949,896	A-1+
\$ 2,196,450,000				\$ 2,172,042,958	\$ 2,170,834,086	
<b>Government Agency Securities</b>						<b>21.8%</b>
\$ 25,000,000	FANNIE MAE	5.00	12/15/23	\$ 25,000,000	\$ 24,912,794	A-1+
50,000,000	FANNIE MAE	5.00	01/19/24	50,000,000	49,818,394	A-1+
50,000,000	FANNIE MAE	5.15	02/21/24	50,000,000	49,834,733	A-1+
100,000,000	FANNIE MAE	5.30	04/24/24	100,000,000	99,956,598	A-1+
50,000,000	Federal Farm Credit Bank	4.87	05/01/23	50,000,000	49,998,817	A-1+
50,000,000	Federal Farm Credit Bank	4.87	05/01/23	49,990,950	49,998,817	A-1+
50,000,000	Federal Farm Credit Bank	5.02	05/01/23	50,000,000	50,060,537	A-1+
50,000,000	Federal Farm Credit Bank	4.99	05/01/23	50,000,000	50,032,451	A-1+
50,000,000	Federal Farm Credit Bank	4.89	05/01/23	49,997,316	50,027,249	A-1+
50,000,000	Federal Farm Credit Bank	4.92	05/01/23	49,994,458	50,005,498	A-1+
37,500,000	Federal Farm Credit Bank	4.92	05/01/23	37,491,688	37,504,123	A-1+
50,000,000	Federal Farm Credit Bank	4.84	05/01/23	49,999,402	49,999,628	A-1+
50,000,000	Federal Farm Credit Bank	4.90	05/01/23	50,000,000	50,027,714	A-1+
50,000,000	Federal Farm Credit Bank	4.87	05/01/23	50,000,000	50,012,590	A-1+
50,000,000	Federal Farm Credit Bank	4.90	05/01/23	50,000,000	50,026,495	A-1+
50,000,000	Federal Farm Credit Bank	4.90	05/01/23	50,000,000	49,991,283	A-1+
21,000,000	Federal Farm Credit Bank	4.90	05/01/23	21,000,000	21,014,803	A-1+
50,000,000	Federal Farm Credit Bank	4.92	05/01/23	50,000,000	49,998,553	A-1+
21,000,000	Federal Farm Credit Bank	4.91	05/01/23	21,000,000	21,014,442	A-1+
50,000,000	Federal Farm Credit Bank	4.91	05/01/23	49,996,830	49,996,497	A-1+
50,000,000	Federal Farm Credit Bank	4.85	05/01/23	50,000,000	49,996,453	A-1+
50,000,000	Federal Farm Credit Bank	4.90	05/01/23	50,000,000	50,007,012	A-1+


# CONNECTICUT STATE TREASURER'S SHORT-TERM INVESTMENT FUND

LIST OF INVESTMENTS AS OF April 30, 2023 (UNAUDITED) 1



Par	Issuer	YTM	Reset / Maturity	Amortized Cost	Market Value	Rating
50,000,000	Federal Farm Credit Bank	4.91	05/01/23	50,000,000	49,990,442	A-1+
50,000,000	Federal Farm Credit Bank	5.02	05/01/23	50,000,000	50,062,742	A-1+
50,000,000	Federal Farm Credit Bank	4.85	05/01/23	50,000,000	49,995,427	A-1+
59,000,000	Federal Farm Credit Bank	4.90	05/01/23	58,995,787	58,979,535	A-1+
35,000,000	Federal Farm Credit Bank	4.99	05/01/23	35,000,000	35,014,532	A-1+
50,000,000	Federal Farm Credit Bank	4.96	05/01/23	50,000,000	50,020,992	A-1+
20,000,000	Federal Farm Credit Bank	4.96	05/01/23	19,989,927	20,008,397	A-1+
20,000,000	Federal Farm Credit Bank	4.96	05/01/23	19,989,927	20,008,397	A-1+
50,000,000	Federal Farm Credit Bank	4.97	05/01/23	50,000,000	50,026,188	A-1+
50,000,000	Federal Farm Credit Bank	4.97	05/01/23	49,996,226	50,026,188	A-1+
50,000,000	Federal Farm Credit Bank	4.91	05/01/23	50,000,000	50,012,589	A-1+
50,000,000	Federal Farm Credit Bank	5.01	05/01/23	50,000,000	50,098,221	A-1+
250,000,000	Federal Home Loan Bank	4.85	05/01/23	250,000,000	249,997,355	A-1+
250,000,000	Federal Home Loan Bank	4.89	05/01/23	250,000,000	249,995,758	A-1+
250,000,000	Federal Home Loan Bank	4.90	05/01/23	250,000,000	250,000,680	A-1+
250,000,000	Federal Home Loan Bank	4.86	05/01/23	250,000,000	249,998,825	A-1+
250,000,000	Federal Home Loan Bank	4.86	05/01/23	250,000,000	249,999,350	A-1+
50,000,000	Federal Home Loan Bank	4.88	05/01/23	50,000,000	49,973,853	A-1+
250,000,000	Federal Home Loan Bank	4.93	05/01/23	250,000,000	249,999,338	A-1+
100,000,000	Federal Home Loan Bank	4.65	05/02/23	99,987,097	99,987,375	A-1+
34,000,000	Federal Home Loan Bank	0.13	06/02/23	33,940,717	33,842,989	A-1+
100,000,000	Federal Home Loan Bank	4.70	06/09/23	99,490,833	99,487,213	A-1+
33,430,000	Federal Home Loan Bank	4.58	06/14/23	33,242,866	33,236,662	A-1+
100,000,000	Federal Home Loan Bank	2.28	06/23/23	99,620,264	99,515,073	A-1+
50,000,000	Federal Home Loan Bank	4.75	07/13/23	49,518,403	49,513,500	A-1+
100,000,000	Federal Home Loan Bank	4.96	07/25/23	98,828,889	98,867,962	A-1+
25,000,000	Federal Home Loan Bank	3.25	07/28/23	25,000,000	24,866,431	A-1+
50,000,000	Federal Home Loan Bank	5.00	11/01/23	49,995,818	49,973,670	A-1+
50,000,000	Federal Home Loan Bank	5.00	02/21/24	50,000,000	49,779,644	A-1+
50,000,000	Federal Home Loan Bank	5.00	02/21/24	50,000,000	49,779,644	A-1+
50,000,000	Federal Home Loan Bank	5.07	03/06/24	47,817,083	48,112,403	A-1+
50,000,000	Federal Home Loan Bank	5.22	03/08/24	47,738,000	48,100,381	A-1+
50,000,000	Federal Home Loan Bank	5.66	03/13/24	50,000,000	49,953,630	A-1+
50,000,000	Federal Home Loan Bank	5.45	03/15/24	50,000,000	49,885,777	A-1+
50,000,000	Federal Home Loan Bank	5.55	03/27/24	50,000,000	49,916,915	A-1+
50,000,000	Federal Home Loan Bank	5.55	03/28/24	50,000,000	49,918,038	A-1+
50,000,000	Federal Home Loan Bank	5.30	05/17/24	50,000,000	49,981,861	A-1+
50,000,000	Federal Home Loan Bank	5.35	05/17/24	50,000,000	49,771,189	A-1+
<u>\$ 4,230,930,000</u>				<u>\$ 4,223,622,481</u>	<u>\$ 4,222,934,637</u>	
<b>Money Market Funds</b>						<b>0.8%</b>
\$ 151,642,942	State Street Treasury Plus MMF	4.76	05/01/23	\$ 151,642,942	\$ 151,642,942	AAA
<u>\$ 151,642,942</u>				<u>\$ 151,642,942</u>	<u>\$ 151,642,942</u>	
<b>Repurchase Agreements</b>						<b>30.0%</b>
\$ 1,500,000,000	Mizuho Repo	4.76	05/01/23	\$ 1,500,000,000	\$ 1,500,000,000	A-1
1,300,000,000	Royal Bank of Canada NY Repo	4.76	05/01/23	1,300,000,000	1,300,000,000	A-1+
1,025,000,000	Bank of America Repo	4.80	05/01/23	1,025,000,000	1,025,000,000	A-1
2,000,000,000	Bank of Nova Scotia NY Repo	4.76	05/01/23	2,000,000,000	2,000,000,000	A-1
<u>\$ 5,825,000,000</u>				<u>\$ 5,825,000,000</u>	<u>\$ 5,825,000,000</u>	
<b>\$ 19,444,277,372</b>				<b>\$ 19,412,562,811</b>	<b>\$ 19,410,341,848</b>	

**CONNECTICUT STATE TREASURER'S SHORT-TERM INVESTMENT FUND**  
**LIST OF INVESTMENTS AS OF April 30, 2023 (UNAUDITED) 1**



Par	Issuer	YTM	Reset / Maturity	Amortized Cost	Market Value	Rating
-----	--------	-----	------------------	----------------	--------------	--------

**Fund Summary Statistics and Notes**

Amortized Cost	\$	19,412,562,811				
Fair market value	\$	19,410,341,848				
Shares Outstanding	\$	19,325,142,838				
Fund Net Asset Value (4)				\$1.00		
Effective 7-Day Net Yield (5)				4.902%		
Effective 7-Day Gross Yield				5.013%		
WAM(R) (6)				41 Days		
WAM(F) (7)				87 Days		
Ratio of Fair Market Value to Amortized Cost				0.9999		
Government and Government Backed Securities (percent of total)				52.9%		
Liquidity (same day availability)				36.7%		

(1) Securities rounded to the nearest dollar.

(2) Issues have a daily put option, and thus are calculated as 1 day for WAL and WAM purposes.

(3) The Berkshire Bank deposit is backed by irrevocable standby letter of credit provided by the Federal Home Loan Bank of Boston guaranteeing principal amount. Securities are listed at the guarantor rating.

(4) Includes designated surplus reserve. NAV is calculated as the total amortized cost / participant shares.

(5) End of Month. Includes approximately 1-4 basis points of expenses and a 10 basis point contribution to the designated surplus reserve each day the size of the reserve is less than one percent of the size of the Short-Term Investment Fund. Gross Yield is prior to reserve transfers, after operating expenses.

(6) Weighted average maturity to the next reset date.

(7) Weighted average maturity to final maturity date.