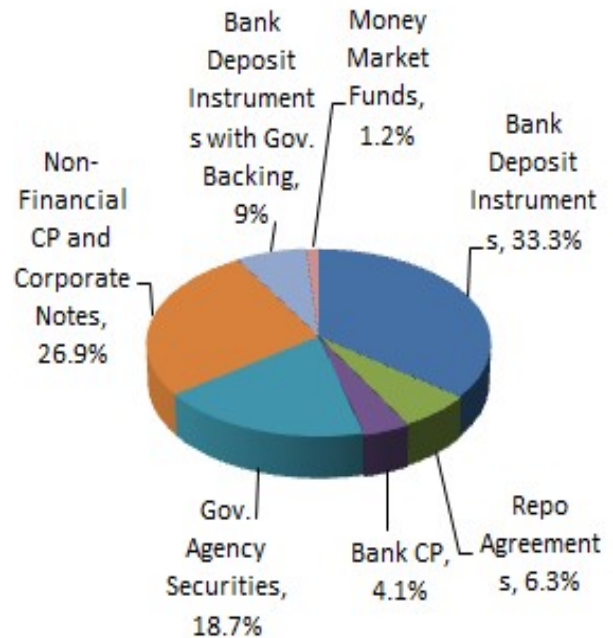


**STATE OF CONNECTICUT
SHORT-TERM INVESTMENT FUND**

FUND FACTS

Fund Inception: 1972
Objective: As high a level of current income as is consistent with first, the safety of principal and, second, the provision of liquidity.
Primary Benchmark: iMoneyNet's Index ("MFR")
Dividends: Accrued Daily/Distributed Monthly
Standard & Poor's Rating: AAAM
Assets: \$6.7 Billion
Reserve Balance: \$58.0 Million
Weighted Average Maturity: 34 Days
One Month Annualized Return: 1.38%
 Approximately 32 percent of STIF's assets were invested in securities issued, insured or guaranteed by the U.S. government (including those backed by FHLB letter of credit).

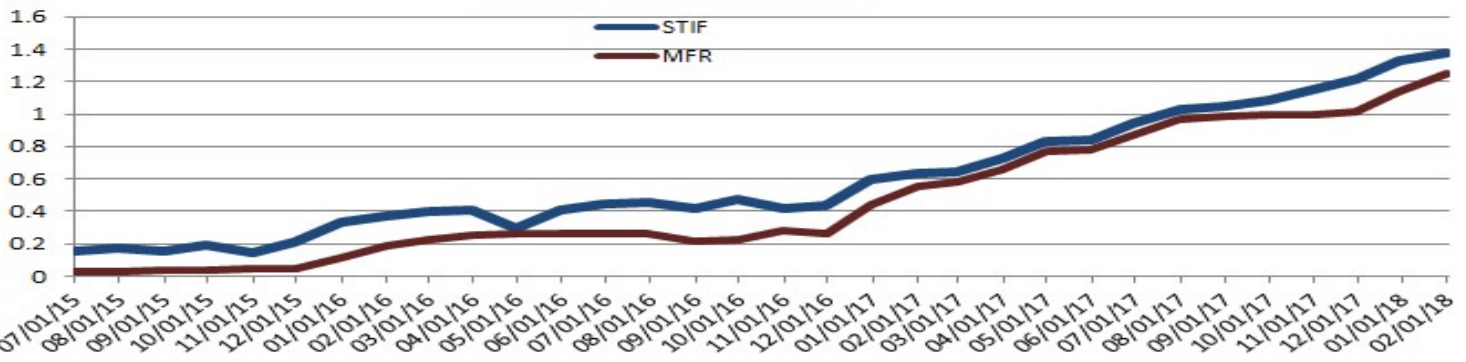
Portfolio Composition



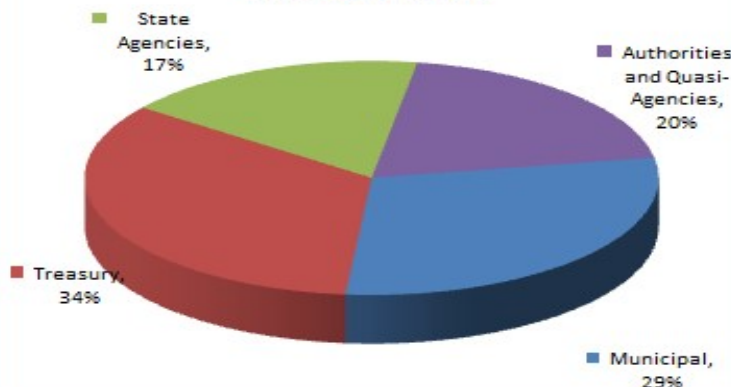
SUMMARY OF CASH FLOWS

Participant Deposits	1,770,118,925.84
Participant Withdrawals	(837,216,592)
Gross Income Earned	7,672,985
Reserves for Loss	392,942
Fund Expenses	(156,026)
Dividends Paid	7,124,016

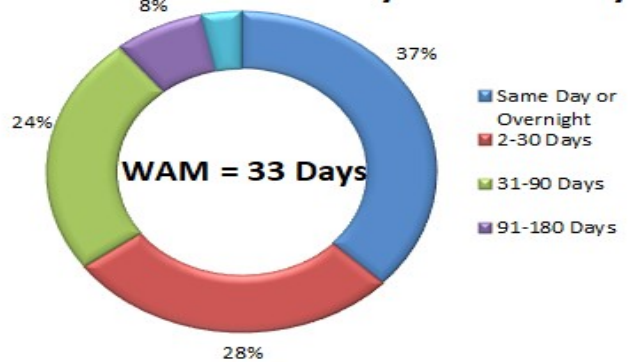
STIF vs. MFR Index Yield %



STIF Deposits (%)



Days To Maturity



**STATE OF CONNECTICUT
SHORT-TERM INVESTMENT FUND**

Monthly Economic Releases

Event	Reporting Period	Survey Estimate	Actual	Prior
GDP Annualized QoQ	4QA	3.0%	2.6%	3.2%
Personal Consumption	4QA	3.7%	3.8%	2.2%
Personal Income	DEC	0.3%	0.4%	0.3%
Personal Spending	DEC	0.4%	0.4%	0.6%
Unemployment Rate	JAN	4.1%	4.1%	4.1%
Retail Sales Ex Auto & Gas YoY	DEC	0.4%	0.4%	0.8%
PCE Core YoY	DEC	1.5%	1.5%	1.5%
CPI Ex Food and Energy YoY	DEC	1.7%	1.8%	1.7%
PPI Ex Food and Energy YoY	JAN	2.0%	-	2.3%
Industrial Production MoM	DEC	0.5%	0.9%	0.2%
Wholesale Inventories MoM	DEC F	0.2%	0.4%	0.2%
Existing Home Sales MoM	DEC	-1.9%	-3.6%	5.6%

Economic Release at Glance: Personal Consumption

The Personal Consumption Expenditure (PCE) is the component statistic for consumption in gross domestic product. It consists of the actual and imputed expenditures of households and includes data pertaining to durable and non-durable goods and services. It is essentially a measure of goods and services targeted towards individuals and consumed by individuals. The less volatile measure of the PCE price index is the core PCE (CPCE) price index which excludes the more volatile and seasonal food and energy prices. Some of the categories included in the consumption index are: food and beverages, housing, apparel, medical care, transportation, education and communication.

The Fund Management monitors and evaluates the portfolio to ensure compliance with its Investment Policy and adherence to rating agency guidelines. Below table summarizes some of the key metrics.

Rating Requirements

Weighted Average Maturity (WAM) - maximum 60 days

Weighted Average Life (WAL) - maximum 120 days

Weekly S&P reporting

Portfolio Credit Quality and Diversification*

At least 75% of the overall portfolio's assets shall be invested in securities rated A-1+ or in overnight repurchase agreements rated A-1

No more than 5% of the portfolio may be invested in individual security and no more than 10% may be invested in individual issuer

Floating / Variable rate securities with maturity up to 762 days should not exceed 25% of the overall portfolio

** at the time of purchase*

STIF Administration
Email: stifadministration@ct.gov
Tel: (860)-702-3118
Fax: (860)-702-3048

