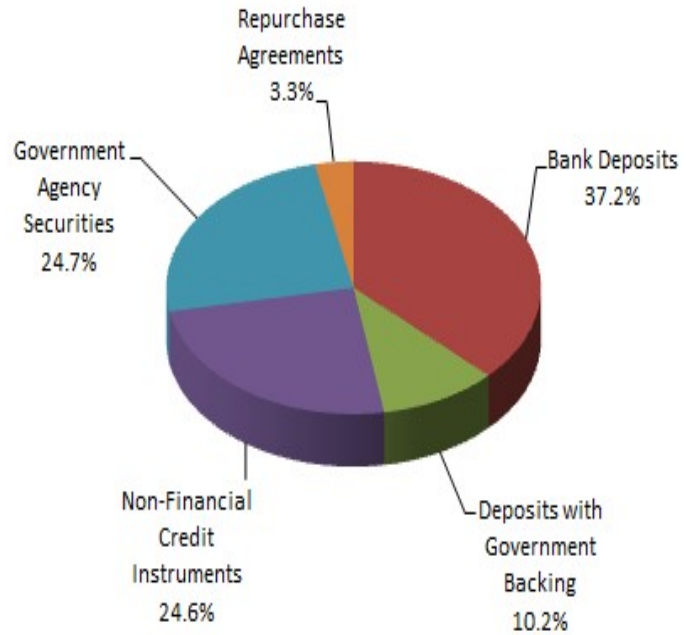


**STATE OF CONNECTICUT
SHORT-TERM INVESTMENT FUND**

FUND FACTS

Fund Inception: 1972
Objective: As high a level of current income as is consistent with first, the safety of principal and, second, the provision of liquidity.
Primary Benchmark: iMoneyNet's Index ("MFR")
Dividends: Accrued Daily/Distributed Monthly
Standard & Poor's Rating: AAAM
Assets: \$6.8 Billion
Reserve Balance: \$62.5 Million
Weighted Average Maturity: 33 Days
One Month Annualized Return: 1.97%
 Approximately 38.2 percent of STIF's assets were invested in securities issued, insured or guaranteed by the U.S. government (including those backed by FHLB letter of credit).

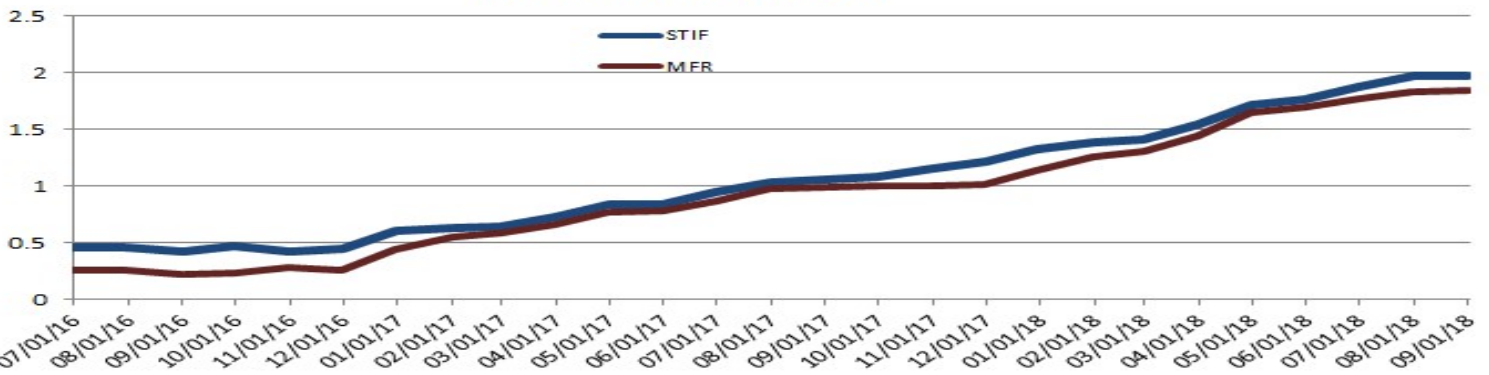
Portfolio Composition



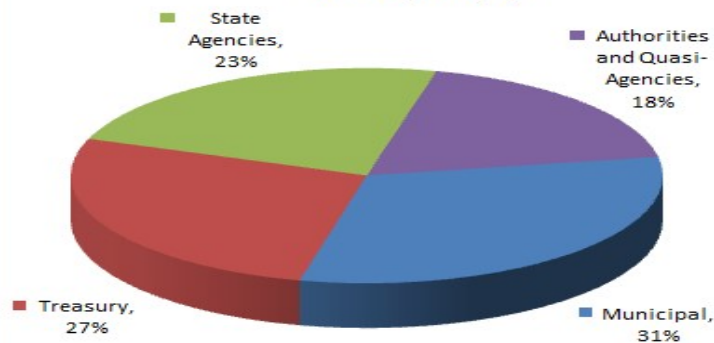
SUMMARY OF CASH FLOWS

Participant Deposits	1,593,093,029
Participant Withdrawals	(2,141,777,451)
Gross Income Earned	12,887,561
Reserves for Loss	620,346
Fund Expenses	(163,114)
Dividends Paid	12,104,100

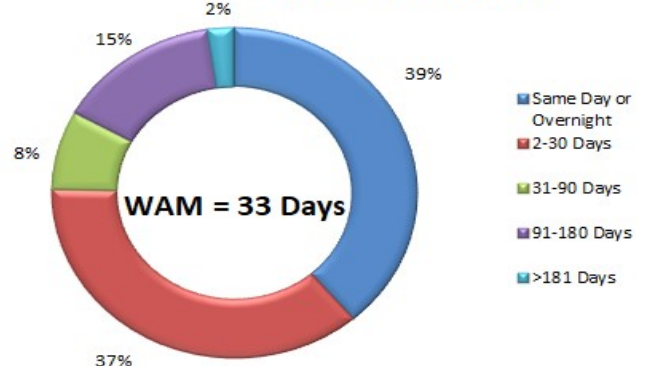
STIF vs. MFR Index Yield %



STIF Deposits (%)



Days To Maturity



**STATE OF CONNECTICUT
SHORT-TERM INVESTMENT FUND**

Monthly Economic Releases

Event	Reporting Period	Survey Estimate	Actual	Prior
GDP Annualized QoQ	2QS	4.0%	4.2%	4.1%
Personal Consumption	2QS	3.9%	3.8%	4.0%
Personal Income	Jul	0.4%	0.3%	0.4%
Personal Spending	Jul	0.4%	0.4%	0.4%
Unemployment Rate	Aug	3.8%	3.9%	3.9%
Retail Sales Ex Auto & Gas	Aug	0.5%	-	0.6%
PCE Core YoY	Jul	2.0%	2.0%	1.9%
CPI Ex Food and Energy YoY	Aug	2.4%	-	2.4%
PPI Ex Food and Energy YoY	Aug	2.7%	-	2.7%
Industrial Production MoM	Aug	0.3%	-	0.1%
Wholesale Inventories MoM	Jul F	0.5%	-	0.7%
Existing Home Sales MoM	Jul	0.4%	-0.7%	-0.6%

Economic Release at glance: Producer Price Index (PPI)

The **Producer price Index (PPI)** measures the average change over time in the selling prices received by domestic producers for their output. The index measures prices at the producer level (the cost of raw materials to companies that produce goods, the PPI shows trends within the wholesale markets (the PPI was once called the Wholesale Price Index), manufacturing industries and commodities markets. All of the physical goods-producing industries that make up the U.S. economy are included, but imports are not. The biggest attribute of the PPI in the eyes of investors is its ability to predict the CPI.

The Fund Management monitors and evaluates the portfolio to ensure compliance with its Investment Policy and adherence to rating agency guidelines. Below table summarizes some of the key metrics.

Rating Requirements

Weighted Average Maturity (WAM) - maximum 60 days

Weighted Average Life (WAL) - maximum 120 days

Weekly S&P reporting

Portfolio Credit Quality and Diversification*

At least 75% of the overall portfolio's assets shall be invested in securities rated A-1+ or in overnight repurchase agreements rated A-1

No more than 5% of the portfolio may be invested in individual security and no more than 10% may be invested in individual issuer

Floating / Variable rate securities with maturity up to 730 days should not exceed 25% of the overall portfolio

* at the time of purchase

STIF Administration
Email: stifadministration@ct.gov
Tel: (860)-702-3118
Fax: (860)-702-3048

