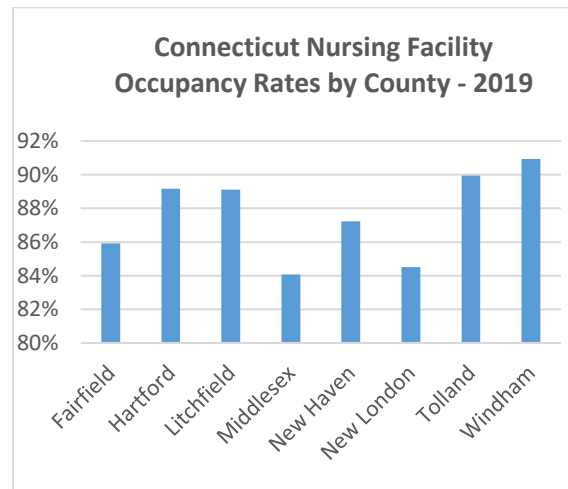
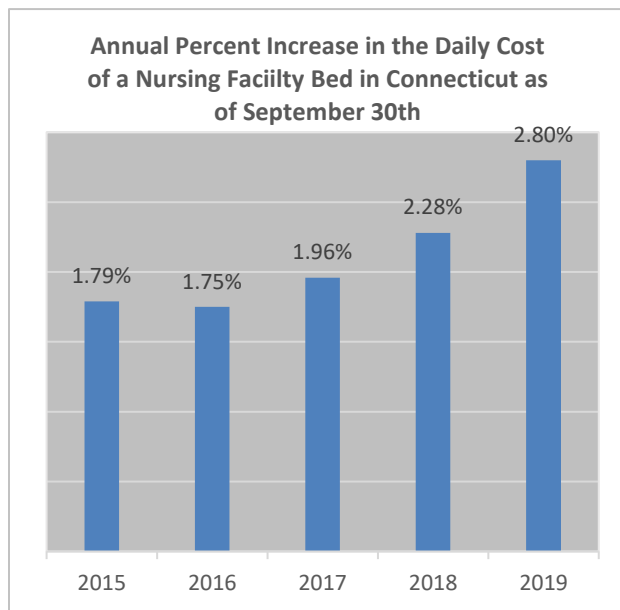


STATE OF CONNECTICUT
ANNUAL NURSING FACILITY CENSUS
SEPTEMBER 30, 2019

COST OF CARE

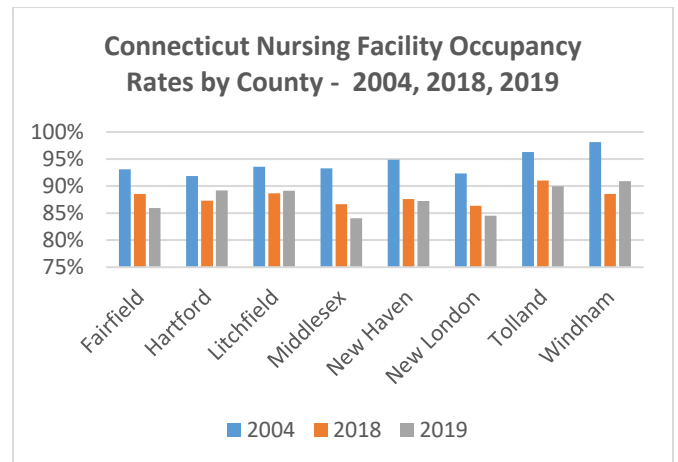
As of September 30, 2019, it costs a private pay nursing facility resident an average of \$444 per day for a semi-private nursing facility bed, or over \$162,000 for the entire year. This represents a rise in cost of 2.8 percent from the previous year average rate of \$432 per day. The average annual percentage change over the last five years has been 2.12 percent for private pay rates.



Between 2018 and 2019, there was an increase in the average occupancy rate in Hartford (1.8%), Litchfield (0.4%), and Windham (2.4%) Counties. In contrast, there were decreases in the average occupancy rates in Fairfield (-2.6%), Middlesex (-2.6%), New Haven (-0.4%), New London (-1.9%), and Tolland (-1.1%) Counties.

OCCUPANCY

Occupancy rates have remained consistent over the last few years. The average nursing facility occupancy rate in Connecticut was 88 percent as of September 30, 2019, which was the same as the occupancy rate in 2018, and just slightly higher than the occupancy rates for 2017 and 2016 (87%). Regionally, the availability of beds varies, ranging from an occupancy rate of 91 percent in Windham County to 84 percent in Middlesex County, as of September 30, 2019.



NURSING FACILITIES

A total of 215 licensed nursing facilities were operating in Connecticut on September 30, 2019, one less than in 2018. With regards to nursing facility beds, the total number has declined by 14.9 percent (4,449) between September 30, 2004 and 2019, decreasing from 29,801 to 25,352 beds.

In Connecticut, nursing facilities are licensed at two levels of care: Chronic and Convalescent Nursing Homes (CCNH), also known as Skilled Nursing Facilities, and Rest Homes with Nursing Supervision (RHNS), also called Intermediate Care Facilities.

As of September 30, 2019, there were 25,033 CCNH beds and 319 RHNS beds, for a total of 25,352. Over time, nursing facilities have been either phasing out RHNS beds or converting them to CCNH beds. Between 2004 and 2019, the number of RHNS beds decreased from 1,547 to 319, or 79 percent.

The number of facilities with non-profit status decreased from 63 in 2004 to 40 in 2019 and the number of facilities with for-profit status decreased from 183 to 175.

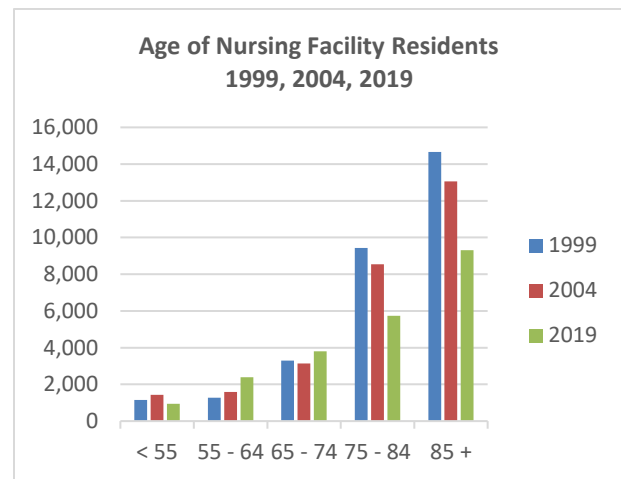
Of the 215 nursing facilities in Connecticut in 2019, 204 had a CCNH license, 10 had both a CCNH and RHNS license, and one facility provided care under a RHNS license only.

RESIDENT DEMOGRAPHICS

On September 30, 2019, there were 22,197 individuals residing in Connecticut nursing facilities. This represents 204 fewer residents than on the same date in 2018 and 5,599 fewer than in 2004.

In 2019, the majority of residents were white (79%), female (64%), and without a spouse (80%). This profile has remained consistent over the years. With regards to age, 15 percent were under 65 years of age, 43 percent were between 65 and 84, and 42 percent were age 85 or older.

Since 2004, the percentage of younger nursing facility residents under age 55 decreased by 34% (489), the percentage of residents age 55 to 74 increased by 31% (1,461), and the number of residents age 75 and older decreased by 30% (6,555).



PAYMENT SOURCE

Medicaid remained the dominant source of payment for nursing facility stays in Connecticut in 2019, covering 74 percent of the residents. Medicare covered the next largest segment of residents (13%), followed by residents who pay privately out-of-pocket (9%). Thirty-seven percent of nursing facility residents with long-term care insurance were covered by Connecticut Partnership for Long-Term Care policies.

This fact sheet provides the 16th year of data from the Connecticut Annual Nursing Facility Census. From 1997 until 2003, the State of Connecticut Nursing Facility Registry provided a longitudinal database of demographic and health data for all Connecticut nursing facility residents. Beginning in 2004, this registry was modified and renamed. The Connecticut Annual Nursing Facility Census provides aggregate information on the status of nursing facilities and their residents on September 30th of each year.

Produced by the Health and Human Services Policy and Planning Division
Connecticut State Office of Policy and Management

