



FIRE STATION NEEDS ASSESSMENT

Updated October 20, 2022

West Haven Fire Department
366 Elm St, West Haven, CT 06516

Below is a critical evaluation of the existing fire station to determine its operational efficiency, condition, and suitability to meet the needs of the community and firefighting personnel. It aims to identify any deficiencies, safety concerns, or improvements required to enhance the firehouse's functionality and better support the firefighting operations. The fire station needs assessment is an ongoing process governed by State and Federal statutes and influenced by the needs of a growing community.

<i>Assessment</i>	<i>Recommendation</i>	<i>Funding Source</i>
Undersized parking lot	Parking lot expansion	ARPA
Insufficient parking spaces	Add additional parking spaces	ARPA
Insufficient storage space	Add additional storage shed	State/Federal Grants
Insufficient office space for admin	Add additional office space	State/Federal Grants
Updated fuel pumps	Replace fuel pumps	State/Federal Grants
Roof ventilation training	Construct roof ventilation prop	Budget
Extraction training	Add an area for extraction training	State/Federal Grants
Oil apparatus upgrade	Upgrade oil apparatus	State/Federal Grants
Mechanic needs updated tools	Purchase updated tools	Budget
Mechanic needs lift for safer and more efficient repairs	Purchase and install a truck lift	Budget



FIRE STATION NEEDS ASSESSMENT

<i>Assessment</i>	<i>Recommendation</i>	<i>Funding Source</i>
Upgraded rescue equipment	Purchase upgraded high-angle rescue and confined space equipment	Closed (Grant)
New pumper truck	Purchase new pumper truck	Closed (Grant)
Core rescue training	Train for core rescue	Closed (Grant)
Confined space, trench, and swift water rescue training	Train for confined space, trench, and swift water rescue	Closed (Grant)
Education and development	Education and development for offices	Closed (Grant)



CITY of WEST HAVEN FIRE DEPARTMENT

Allingtown

**Fire Station Facility-Needs Assessment for the
State of Connecticut Municipal Accountability
Review Board**

Overall Station Facility Deficiencies

20 Admiral Street

Station Deficiencies – 20 Admiral Street

Built in 1928 – ESCI report POOR Condition

- Administrative Offices on Second Floor, non compliant with ADA for public access due to no elevator.
- Station has in adequate parking facility for even limited administrative staff
- Reduced efficacy for operations /response
- Station used only by AVFA volunteer force, Administrative staffing, and Fire Commission meeting and office rooms. Fire Commission meetings are open to the public, however, without an elevator, we do not meet ADA requirements.
- Building condition, and Arrangement beyond it useful life, and efficacy as an Operating Emergency Response Facility

Recommended Deficiency Abatements

- Combine this station with the 2nd Station into one new combined facility located effectively to cover the entire district according to NFPA 1710. A joint project is planned with the Allingtown Library for a combined fire station and public library

Overall Station Facility Deficiencies

318 Fairfax Street- Minor Park Station

Station Deficiencies – 318 Fairfax St.

Built in 1968 – ESCI report Fair to Poor

1. Lack of space to adequately provide appropriate facilities for women
2. Needs significant updates to accommodate for modern fire apparatus (ESCI report)
3. Lack of provision for reasonable working, living, and privacy conditions for firefighters and staff. (ESCI report)
4. Does not meet current ADA requirements and will need to complete significant upgrades to meet ADA guidelines (ESCI report).
5. Inability to limit FF's exposure to products of combustion and cancer causing by products through off-gassing. (ESCI report)
6. Less than ideal location within residential neighborhood increasing hazard during emergency responses
7. Inadequate storage of vehicles, equipment, and lack of area for PPE gear extractor (washer dryer) installation. (Noted in the ESCI report that there were gear washers and extractors at the West Haven Headquarters, Meloy Road, and West Shore Fire Stations.)
8. Feasibility Study and Location for New Station

Recommended and Desired Deficiency Abatement

1. Addressed by new combined station
2. Addressed by new combined station
3. Addressed by new combined Station
4. Addressed by new combined Station
5. Addressed by relocated new combined Fire Station
6. Addressed by relocated new combined Fire Station
7. ARPA Funding Allocation
8. ARPA Funding Allocation

EMERGENCY SERVICES CONSULTING INTERNATIONAL 2019

West Haven Study

Cited Excerpts for station Deficiencies

- *All stations are in need of significant updates to accommodate for modern fire apparatus (significantly heavier, larger, and taller than apparatus of a generation or more ago), and to provide for reasonable working, living, and privacy conditions for firefighters and staff.*
- *As is common across the United States, female firefighters were not part of the fire departments when the facilities were constructed. As a result, no fire station adequately provides appropriate facilities for women, although in several stations the firefighters demonstrated their ingenuity by attempting to provide some level of accommodation for female colleagues.*
- *While these attempts at “work arounds” are commendable, the leadership of each fire department has an obligation to provide upgraded facilities for all of its firefighters, both female and male.*
- *Additionally, none of the fire stations meet current ADA requirements. It will be necessary to complete significant upgrades to each facility to meet ADA guidelines.*
- *The fire service has become increasingly concerned with the issue of firefighter cancer, and cancer-prevention practices. Firefighters have been provided with training, extra hoods, wipes, and protocols for both cancer prevention and decontamination.*
- *An additional practice that could be put in place within the City of West Haven would be to limit firefighter exposure to products of combustion, as well as minimizing/eliminating exposure to diesel fumes/soot (from fire apparatus). One preventative measure is to limit/reduce firefighter exposure to toxic products of combustion which occur after the fire (aka, off-gassing).*
- *This can be done by storing turnout gear in a well-ventilated room to prevent additional firefighter exposure to off-gassing of chemicals absorbed into turnout gear during a fire.*
- *To this end, regardless of this study’s implementation by the parties involved, it is recommended the agencies continue to incorporate effective cancer prevention measures into current practices, and to consider cancer prevention strategies in future fire station renovation projects.*
- *During the visit, it was noted that there were gear washers and extractors at the West Haven Headquarters, Meloy Road, and West Shore Fire Stations.*



WEST SHORE FIRE DISTRICT

OFFICE OF THE FIRE CHIEF

860 Ocean Ave.
P.O Box 16763
West Haven, Ct 06516
(203) 933-8420
Fax: (203) 934-1222
www.Westshorefd.com

The West Shore Fire District plans to use ARPA funds to waterproof the Ocean Ave firehouse basement and create safe, gender-inclusive bunk rooms, bathrooms, and changing quarters at both firehouses.

First, we will waterproof the basement at Ocean Ave. This issue has been happening for decades, causing unsanitary conditions due to mold, mildew, and pungent odor. Despite previous attempts to control the leak with sandbags, the leak persists, threatens the mechanicals in the basement, and renders the basement useless for storage.

Furthermore, we plan on using the funds to create individual sleeping quarters, bathrooms, and changing spaces with air purification systems for firefighters, ensuring a safer living environment. In light of COVID-19 and how it decimated our staffing and strained our overtime budget, we recognize the need to prepare for future pandemics and other illnesses, such as the flu and the common cold. Additionally, separate sleeping quarters, bathrooms, and changing quarters will promote gender inclusivity by providing privacy for all individuals, including breastfeeding mothers, and aid in recruitment and retention efforts; moreover, demonstrate with actions that we are committed to providing a safe and sexist-free environment to all firefighters.

Solargard® Hy-Build

Elastomeric roof and wall coating

FEATURES

- Single coat application
- Multiple applications
- Fibered formulation

BENEFITS

- Time and cost savings
- Metal roof and wall surfaces
- Masonry, stucco, EIFS walls
- Bridges small roof and wall imperfections
- Coating reinforcement for high strength
- Accommodates building movement

DESCRIPTION

Solargard Hy-Build is a water-based, acrylic, elastomeric roof and wall coating formulated to provide a tough, durable, flexible, breathable film protection of metal roofs and previously painted or unpainted masonry walls.

BASIC USES

Solargard Hy-Build waterproofs metal roofs as well as masonry, stucco, EIFS and metal wall surfaces.

APPLICATION

Preparation: All surfaces are to be free of dirt, grease, oil, loose paint, loose rust, excess chalk, and other foreign matter which could prevent proper adhesion. This is best accomplished using a high-pressure power wash of at least 2,000 psi. A surface cleaner shall be used to remove all grease or oily deposits. If metal panel finish is Kynar 500 or the roof/wall was previously coated, please contact the Tremco Roofing Technical Department for surface preparation recommendations.

Application: Refer to application specifications for additional information.

Walls: Over porous concrete, brick, etc., surfaces where a prime coat is recommended use Solargard Masonry Primer. Solargard Hy-Build can be applied by brush, roller, or spray gun to specified coverage rates.

Refer to appropriate application specification for further information.

Metal: Prime all rust using Solargard Rust Primer WB. Solargard Hy-Build can be applied by brush, roller or spray gun to specified coverage rates.

Refer to appropriate application specification for further information.

Pumps: Graco King 45:1, Graco Bulldog 30:1 or gas powered equivalents. Graco GH733, HydraMax 350 or GMax 7900 or other manufacturers' equivalents.

Hose/Pressure: 50'-300' length (depending on spray rig pressure). When using hoses longer than 100' use the next larger hose ID every 50'. Every 50' of hose will reduce the spray pressure of the rig by 10% at the gun tip. i.e. 300' hose - 3/4" (50/100') to 5/8" (50/100') to 1/2" (50/100') to 3/8" (50')

Tip Sizes:

Fan Width (in).	.039	.041	.043	.045	.047	.049
10"-12"	539	541	543	545	547	549
12"-14"	639	641	643	645	647	649
14"-16"	739	741	743		747	749
16"-18"	839	841	843		847	
Flow Rate gpm	1.60	1.80	1.98	2.17	2.37	2.58

Good results are generally obtained @ 2000-3000 psi at spray tip.

SPRAY EQUIPMENT RECOMMENDATIONS

Solargard® Hy-Build

SPRAY EQUIPMENT RECOMMENDATIONS CONTINUED

CURE TIME

COVERAGE

CLEAN UP

LIMITATIONS

PHYSICAL PROPERTIES

MAINTENANCE

PRECAUTIONS

TECHNICAL SUPPORT

Gun: Graco Contractor Gun, Graco Contractor FTx gun, Graco Silver Plus or equivalent. (Tip extrusions or pole guns can be used.)

For additional information, refer to appropriate application specification.

1 hour to touch

Porosity, texture of surface, and specified dry-film thickness will dictate coverage.

Coverage rates are as follows:

Walls 1-1/2 gal./100 sq. ft., 24 wet mils

Metal Roofs 2 gal./100 sq. ft., 32 wet mils

Soap and water

- Application temperature shall be above 50°F.
- Protect from freezing.
- Not intended for use in areas subject to vehicular traffic or where water continuously ponds.
- Do not apply when rain is imminent.
- Do not apply over silicone or coal tar.

PROPERTY	TYPICAL VALUE	TEST METHOD
Weight per Gallon	11.0 ± 0.2 lbs.	ASTM D 1475
Specific Gravity	1.32 ± 0.2	ASTM D 1475
Solids by Weight	63% ± 1%	ASTM D- 1353
Solids by Volume	52% ± 1%	ASTM D 5201
Elongation @ 77°F	215% ± 25%	ASTM D 2370
Flexibility @ -15°F	Passes 1/2 inch mandrel bend	ASTM D 522
Tensile Strength @ 77°F	375 ± 50 psi	
Tear Resistance	138 lbf/in	ASTM D 522
		ASTM D 2370
Dry Time	1 hour to touch	ASTM D 1640
Flashpoint	None	ASTM D 3278
Permeance Rating	12	

Your local Tremco Roofing sales representative can provide you with effective maintenance procedures which may vary, depending upon specific conditions. Periodic inspections, early repairs and preventative maintenance are all part of a sound roof program.

Users must read container labels and Safety Data Sheets for health and safety precautions prior to use.

Your local Tremco Roofing sales representative, working with the Technical Service Staff, can help analyze conditions and needs to develop recommendations for special applications.



www.tremcoroofing.com
3735 Green Road
Beachwood, Ohio 44122
1.800.852.6013

50 Beth Nealson Drive
Toronto, Ontario M4H 1M6
1.800.668.9879

Tremco Roofing & Building
Maintenance is a part of the Tremco
Construction Products Group

Tremco is a US Registered trademark of Tremco Incorporated.
The information provided on this data page supersedes all previous data concerning this product and its application.
The Statements provided concerning the materials shown are intended solely as a general guide for material usage and are believed to be true and accurate. Since the manner of use is beyond our control, Tremco DOES NOT MAKE NOR DOES IT AUTHORIZE ANY WARRANTY OF MERCHANTABILITY OR FITNESS FOR ANY PURPOSE, OR ANY OTHER WARRANTY, GUARANTEE OR REPRESENTATION, EXPRESSED OR IMPLIED, CONCERNING THIS MATERIAL EXCEPT THAT IT CONFORMS TO TREMCO'S PRODUCT SAMPLE. Buyer and user accept the product under those conditions and assume the risk of any failure, injury of person or property and loss or liability resulting from the handling, storage or use of the product, whether or not it is handled, stored, used in accordance with directions or specifications. UNDER NO CIRCUMSTANCE SHALL TREMCO BE LIABLE FOR CONSEQUENTIAL OR INCIDENTAL DAMAGES ARISING FROM ANY BREACH OF WARRANTY. IN ALL CASES, TREMCO'S LIABILITY IS LIMITED, AT TREMCO'S OPTION, TO THE REPLACEMENT OF GOODS, OR THEIR VALUE, PROVEN TO BE DEFECTIVE IN MANUFACTURING.

Hydroshed™

Water Based, Penetrating Water Repellent for Concrete and Masonry Surfaces

FEATURES/BENEFITS

- Low VOC content
- Breathable
- Non film-forming; leaves no gloss or shine

PRIMARY APPLICATIONS

- Concrete and Masonry Walls

DESCRIPTION

Hydroshed™ is a ready-to-use, water-based siloxane/silane penetrating water repellent sealer.

BASIC USES

Hydroshed soaks into the substrate and forms a water and chloride barrier that protects concrete and masonry from the damaging effects of water and salts, especially in freeze-thaw climates and marine environments. Hydroshed is a breathable sealer that does not alter the appearance or texture of the substrate.

PACKAGING

1 gal (3.8 L) pail
5 gal (18.9 L) pail
55 gal (208 L) drum

STORAGE LIFE

12 months shelf life in unopened containers when properly stored. Shelf life could be affected if the product is not stored properly.

DO NOT FREEZE PART B

Recommended storage conditions are indoors in a ventilated, dry area removed from heat, open flame, ignition sources, and direct sunlight. Storage temperatures should range from 60-70°F (15-21°C) and must not drop below 32°F (0°C) or exceed 110°F (43°C).

On the job site, materials should remain on the pallet until use and be stored in a shaded, ventilated area. Materials should be covered with a light-colored, reflective tarp for protection against the elements. Allow for adequate air flow inside the pallets.

APPLICATION

Surface Preparation: New concrete should have a minimum of 3 days cure time prior to application of Hydroshed. Surface must be cleaned, dry and structurally sound. Substrate should also be free of all curing compounds and other contaminants, this could prevent proper penetration of Hydroshed. Moving joints or cracks must be properly sealed with an elastomeric joint sealant prior to application. Allow all repairs exceeding a width of 1/64" (0.4 mm) to cure a minimum of 24 hours prior to application. Surroundings such as grass, plants, shrubs and asphalt should be protected from drips or overspray prior to application. A small (6' x 6') test area is strongly recommended prior to starting full application, in order to ensure desired performance results, aesthetics, and coverage rates. Allow 5 to 7 days for product to fully react before evaluating.

Mixing: Hydroshed does not require mixing.

Approximate Coverage: Hydroshed should be applied at approximately 100 to 150 ft²/gal (2.45 to 3.68 m²/L). This can be used in a one or two coat application depending on surface density. When two coats are applied, use the "wet on wet" technique for best results. The profile of the application surface may affect the necessary coverage rate.

Application: Low pressure airless spray equipment is the preferred method of application, although for smaller areas, application with brush or rollers may also be acceptable. Application should be from the bottom up to ensure uniform product distribution. Apply a saturation coat with a 6 to 8 in (15 cm to 20 cm) controlled rundown. For dense surfaces, one saturation coat of Hydroshed is normally required. For porous surfaces two or more saturation coats of Hydroshed may be required, applied using a "wet on wet" technique.

Hydroshed™

TEMPERATURE / WEATHER RECOMMENDATIONS

Min Ambient & Surface Temperature: 40°F (4°C)

Max Ambient & Surface Temperature: 120°F (48°C)

- Minimum temperatures must be rising following application
- Do not apply when precipitation is expected within 12 hours of application.

CURE TIMES

Dry Time: 1-2 hours @ 70°F (21°C) / 50% RH

Note: Cure times can be effected by a number of weather and jobsite conditions including but not limited to exposure to sunlight and wind, humidity, precipitation, and temperature.

CLEAN UP

Clean drips, runs, and overspray residue while still wet, using detergent and water. Dried material may require mechanical abrasion for removal. Clean application and spray equipment with detergent and water immediately following use.

LIMITATIONS

- Product comes pre-diluted, do not add water to current mixture.
- Hydroshed can be applied to pH neutral surfaces; however, longer cure times may be required to develop full repellency.
- Hydroshed is non-flammable and non-hazardous.
- Hydroshed may exhibit minor settling upon storage. Agitation prior to use may be necessary.

PHYSICAL PROPERTIES

Material Properties @ 75 °F (24 °C)

Flash Point	> 200 °F (93 °C)
Weight/gal	8.4 lbs
VOC Content	50 g/L
Active Content (by weight)	10%
Viscosity	50 cp
Drying Time at 70 °F (21 °C)	1 to 2 hours
Average Depth of Penetration (substrate dependent)	3/8" (9.5 mm)
Absorption Reduction Federal Specification SS-W-110C	88%
Permeance Rating (ASTM E96)	1.6% Reduction

NCHRP Report No. 244

Reduction in Chloride Ion Content	21 days: 89%
Reduction in Water Absorption	21 days: 85%

SPECIFICATIONS AND COMPLIANCES

MAINTENANCE

PRECAUTIONS

TECHNICAL SUPPORT

Hydroshed™

- Hydroshed meets the performance standards of NCHRP 244
- Federal specification SS-W-110C
- Complies with all U.S. EPA and local VOC regulations, including OTC, LADCO, Maricopa County, and California (CARB and SCAQMD)
- Canadian MTQ

Your local Tremco Roofing sales representative can provide you with effective maintenance procedures which may vary, depending upon specific conditions. Periodic inspections, early repairs and preventative maintenance are all part of a sound roof program.

Users must read container labels and Safety Data Sheets for health and safety precautions prior to use.

Your local Tremco Roofing sales representative, working with the Technical Service Staff, can help analyze conditions and needs to develop recommendations for special applications.



www.tremcoroofing.com
3735 Green Road
Beachwood, Ohio 44122
1.800.852.6013

220 Wicksteed Avenue
Toronto, ON M4H 1G7
1.800.668.9879

Tremco Roofing & Building
Maintenance is part of Tremco
Construction Products Group

Tremco is a US Registered trademark of Tremco CPG Inc.

The information provided on this data page supersedes all previous data concerning this product and its application.

The Statements provided concerning the materials shown are intended solely as a general guide for material usage and are believed to be true and accurate. Since the manner of use is beyond our control, Tremco DOES NOT MAKE NOR DOES IT AUTHORIZE ANY WARRANTY OF MERCHANTABILITY OR FITNESS FOR ANY PURPOSE, OR ANY OTHER WARRANTY, GUARANTEE OR REPRESENTATION, EXPRESSED OR IMPLIED, CONCERNING THIS MATERIAL EXCEPT THAT IT CONFORMS TO TREMCO'S PRODUCT SAMPLE. Buyer and user accept the product under those conditions and assume the risk of any failure, injury of person or property and loss or liability resulting from the handling, storage or use of the product, whether or not it is handled, stored, used in accordance with directions or specifications. UNDER NO CIRCUMSTANCE SHALL TREMCO BE LIABLE FOR CONSEQUENTIAL OR INCIDENTAL DAMAGES ARISING FROM ANY BREACH OF WARRANTY. IN ALL CASES, TREMCO'S LIABILITY IS LIMITED, AT TREMCO'S OPTION, TO THE REPLACEMENT OF GOODS, OR THEIR VALUE, PROVEN TO BE DEFECTIVE IN MANUFACTURING.



TECHNICAL DATA SHEET

DYMONIC® 100

High-Performance, High-Movement,
Single-Component, Polyurethane Sealant

PRODUCT DESCRIPTION

Dymonic® 100 is a single-component, medium-modulus, non-sag polyurethane sealant. Dymonic 100 offers a high-performance, high-movement, durable, flexible seal that performs excellently in moving joints and exhibits tenacious adhesion to substrates once fully cured.

BASIC USES

Typical applications for Dymonic 100 include expansion and control joints, precast concrete panel joints, perimeter caulking (windows, doors, and panels), aluminum, masonry, and vinyl siding. Dymonic 100 is also an excellent choice as a fluid applied flashing material in rough opening perimeters for fenestration/window, door and curtain wall applications. Dymonic 100 is suitable for water immersion applications and will not out gas.

FEATURES & BENEFITS

Dymonic 100 has been formulated with an innovative polymer technology, similar to TREMproof® 250GC and Vulkem® 45SSL, that allows it to be highly versatile and grants its unique capability to adhere to damp or green concrete without outgassing. The skin time of Dymonic 100 is 2 hours and the tack-free time is 6 to 8 hours. This significantly reduces dirt attraction and improves the overall aesthetic look.

Dymonic 100 has a movement capability of +100/-50% in typical field conditions with excellent performance in moving joints. The formula is low-VOC and UV-stable, meaning Dymonic 100 will not crack, craze, or yellow under extreme UV exposure. Additionally, Dymonic 100 is jet fuel-resistant and compatible with many common construction substrates.

- Compatible with and can be coated over with Tremco's Vulkem Deck Coatings, ExoAir® Air Barrier products and the cold, fluid-applied TREMproof® line of below-grade waterproofing products
- Accepted for use over Nudura Insulated Concrete Forms (ICF)

There are 21 standard color options available for Dymonic 100, with the option of painting over the sealant.

Dymonic 100 meets or exceeds the requirements of the following specifications:

- ASTM C920 Type S, Grade NS, Class 50, Use NT, T, M, A, O, I
- U.S. Federal Specification TT-S-00230C, Class A, Type II
- CAN/CGSB-19,13-M87
- International Code Council (ICC) Section R703.8 Flashing
- AAMA 714-15 Specification for Liquid-Applied Flashing
- NFPA 285 Listed Component

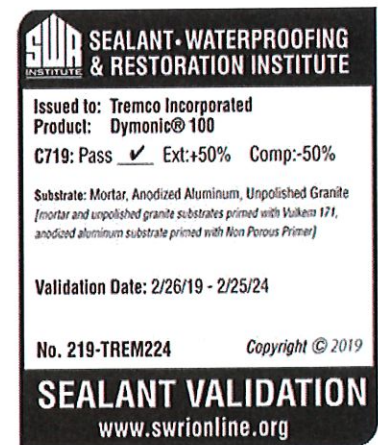
Accepted fire rated systems: FF-D-1186, FW-D-1117, HW-D-1122, WW-D-1200, and BW-S-0006

AVAILABILITY

Immediately available from your local Tremco Sales Representative, Tremco Distributor, or Tremco Warehouse in 10.1 oz (300 mL) cartridges and 20 oz (600 mL) sausages.

COLORS

Available in Almond, Aluminum Stone, Anodized Aluminum, Beige, Black, Bronze, Buff, Dark Bronze, Gray, Gray Stone, Hartford Green, Ivory, Light Bronze, Limestone, Natural Clay, Off White, Precast White, Redwood Tan, Sandalwood, Stone, and White.



LIMITATIONS

Use with adequate ventilation. Always utilize the accompanying SDS for information on Personal Protective Equipment (PPE) and Health Hazards. Not recommended for use in chlorinated, potable, heavy or waste water. Although Dymonic 100 is paintable, this does not imply adhesion to and compatibility with all paints. Consult Tremco Technical Bulletin No. S-09-05 or Tremco Technical Services for more information.

WARRANTY

A repair or replacement warranty is available on all Tremco products. Visit <https://www.tremcosealants.com/warranties/> for details.

TYPICAL PHYSICAL PROPERTIES

PROPERTY	TEST METHOD	TYPICAL RESULTS
Rheological Properties	ASTM C639	Non-sag (NS), 0" of sag in channel
Hardness Properties	ASTM C661	40 ± 5
Weight Loss	ASTM C1246	Pass
Skin Time	ASTM C679	2 to 3 hr
Tack Free Time	73.4°F (23°C) 50% RH	6 to 8 hr
Stain and Color Change	ASTM C510	Pass
Adhesion to Concrete	ASTM C794	35 pli
Adhesion to Concrete After Immersion	ASTM C794	30 pli
Adhesion to Green Concrete	ASTM C794	>25 pli
Adhesion to Damp Concrete	ASTM C794	>20 pli
Effects of Accelerated Aging	ASTM C793	Pass
Movement Capability	ASTM C719	± 50%
Movement Capability	ASTM C719 (Modified)	+100/-50%
Tensile Strength	ASTM D412	350 to 450 psi
% Elongation	ASTM D412	800 to 900%
Modulus at 100%	ASTM D412	75 to 85 psi
Tear Strength	ASTM D412	65 to 75 psi
Service Temperature		-40 to 180 °F (-40 to 82 °C)
Application Temperature		40 to 100 °F (4 to 37 °C) *
Smoke Development, Fire Spread	ASTM E84	5, 5
Smoke Development, Fire Spread	CAN S102	10, 10
Fire Resistance of Assembly	NFPA 285	Pass
Crack Bridging	ASTM C1305	Pass
Nail Seal Ability	ASTM D1970 Section 7.9	Pass

*For temperatures below 40 °F, please refer to the Technical Bulletin, Cold Temperature Sealant Application Recommendations.

Please refer to our website at www.tremcosealants.com for the most up-to-date Product Data Sheets.

NOTE: All Tremco Safety Data Sheets (SDS) are in alignment with the Globally Harmonized System of Classification and Labelling of Chemicals (GHS) requirements.



D100-DS/1122

Tremco Construction Products Group (CPG) brings together Tremco CPG Inc. and its Dryvit and Nudura brands; Willseal; Prebuck LLC; Tremco Barrier Solutions, Inc.; Weatherproofing Technologies, Inc. and its Pure Air Control Services and Canam Building Envelope Specialists offerings; and Weatherproofing Technologies Canada, Inc.



tremcosealants.com | 800.321.7906



Construction Products Group

3735 Green Rd. | Beachwood, OH 44122
800.321.7906 | tremcocpg.com



West Shore Fire Department

PROJECT:
860 Ocean Ave.
Details

LOCATION:
860 Ocean Ave., West Haven, CT 06516

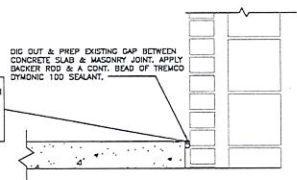
DATE	No.	REVISIONS

DRAWING STATUS:
Issued for Pricing:
24 JAN 2023

DRAWING NAME:
Roof Details

DRAWING NUMBER:
A2.1

DYNAMIC 100
ASTM E229 TYPE S, GRADE NS, CLASS 30, USE HT, T, M, A, D, I
U.S. FIRESEAL SPECIFICATION TT-5-002302, CLASS A, TYPE II
CAN/CGSB-19.13-M87
INTERNATIONAL CODE COUNCIL (ICC) SECTION R703.8 FLASHING
ANMA 714-15 SPECIFICATION FOR LIQUID-APPLIED FLASHING
NEPA 285 LISTED COMPONENT

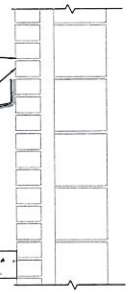


3 MASONRY JOINT DETAIL
A2.1 N.T.S.

HYDROSHED PREPARATION: SURFACE MUST BE CLEANED, DRY AND STRUCTURALLY SOUND. SUBSTRATE SHOULD ALSO BE FREE OF ALL CURING COMPOUNDS AND OTHER CONTAMINANTS. TAPE OFF AREAS THAT WILL NOT BE COATED TO PREVENT OVERSPRAY.

APPLY TREMCO HYDROSHED WITH A LOW PRESSURE AIRLESS SPRAY EQUIPMENT TO ENSURE UNIFORM DISTRIBUTION. (IN THE EVENT OF A HIGHLY POROUS MASONRY TWO OR MORE COATS MAY BE REQUIRED V.I.F.)

BRUSH APPLY TREMCO SOLARGARD HT-BUILD @ 1-1.5 GAL/100 SF (24 WET MILS) ONTO PROPERLY PREPARED & PRIMED (SOLARGARD MASONRY PRIMER) CONCRETE SUBSTRATE.



2 CONCRETE & MASONRY DETAILING
A2.1 N.T.S.

SOLARGARD MASONRY PRIMER
WEIGHT PER GALLON: 12.140 ± 2 LBS.
SOLIDS BY VOLUME: 41% ± 1%
SOLIDS BY WEIGHT: 39% ± 1%
VISCOSITY @ 77°F: 75 KU ± 1KU
ABRASION RESISTANCE: EXCELLENT
FLEXIBILITY: PASSES 1/8" MANDREL BEND
FLASHPOINT: NONE

ASTM D 1475
ASTM D 352
ASTM D 1732
ASTM D 3278

SOLARGARD HT-BUILD
WEIGHT PER GALLON: 11.0 ± 0.2 LBS.
SPECIFIC GRAVITY: 1.32 ± 0.2
SOLIDS BY WEIGHT: 63% ± 1%
SOLIDS BY VOLUME: 52% ± 1%
ELONGATION @ 77°F: 215% ± 20%
FLEXIBILITY @ -15°F: PASSES 1/2" INCH
TENSILE STRENGTH @ 77°F: 375 ± 50 PSI
TEAR RESISTANCE: 1.98 LB/IN

ASTM D 1475
ASTM D 1475
ASTM D 1475
ASTM D 3278
ASTM D 3278
ASTM D 522
ASTM D 2310
ASTM D 1550
ASTM D 3278

DRY TIME: 1 HOUR TO TOUCH
FLASHPOINT: NONE

HYDROSHED PREPARATION: SURFACE MUST BE CLEANED, DRY AND STRUCTURALLY SOUND. SUBSTRATE SHOULD ALSO BE FREE OF ALL CURING COMPOUNDS AND OTHER CONTAMINANTS. TAPE OFF AREAS THAT WILL NOT BE COATED TO PREVENT OVERSPRAY.

APPLY TREMCO HYDROSHED WITH A LOW PRESSURE AIRLESS SPRAY EQUIPMENT TO ENSURE UNIFORM DISTRIBUTION. (IN THE EVENT OF A HIGHLY POROUS MASONRY TWO OR MORE COATS MAY BE REQUIRED V.I.F.)

BRUSH APPLY TREMCO SOLARGARD HT-BUILD @ 1-1.5 GAL/100 SF (24 WET MILS) ONTO PROPERLY PREPARED & PRIMED (SOLARGARD MASONRY PRIMER) CONCRETE SUBSTRATE.

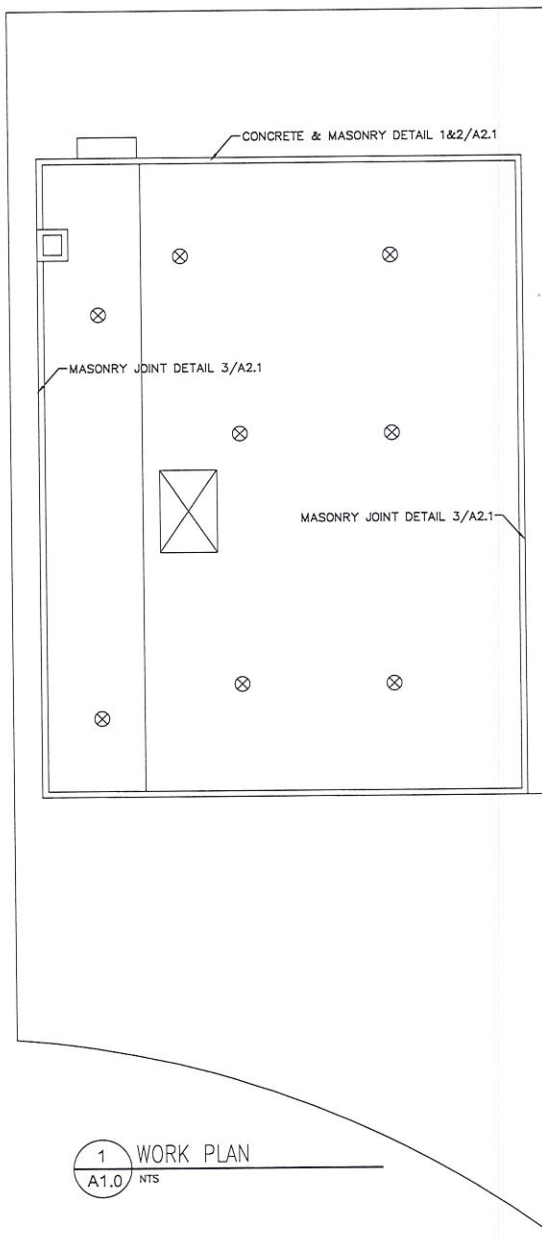


1 CONCRETE & MASONRY DETAILING
A2.1 N.T.S.

HYDROSHED NOTES:
-IF A SECOND COAT IS REQUIRED FOR THE BEST RESULTS.
-BE SURE TO NOT PAINT OVER AN OPENING OR TAPE OFF AREAS.
-APPLICATION SHOULD BE FROM THE BOTTOM UP TO ENSURE UNIFORM PRODUCT DISTRIBUTION. APPLY A SATURATION COAT WITH A B TO B IN CONTROLLED RUNDOWN.

SOLARGARD NOTES:
-BEFORE PRIMING CONFIRM ALL SURFACES ARE TO BE FREE OF DIRT, GREASE, OIL, CHALK, LOOSE PAINT, RUST, MOISTURE, AND OTHER FOREIGN MATTER, WHICH COULD PREVENT PROPER ADHESION. THIS IS BEST ACCOMPLISHED USING A HIGH PRESSURE POWER WASH OF AT LEAST 3,000 PSI. A SURFACE CLEANER SHALL BE USED TO REMOVE ALL GRADE OR DIRT DEPOSITS.

SITE LOCUS PLAN



1 WORK PLAN
A1.0 NTS



Project Owner:
West Shore Fire Department

PROJECT:
860 Ocean Ave.
Site Plan

LOCATION:
860 Ocean Ave, West Haven, CT 06516

Project Owner:

DATE	No.	REVISIONS

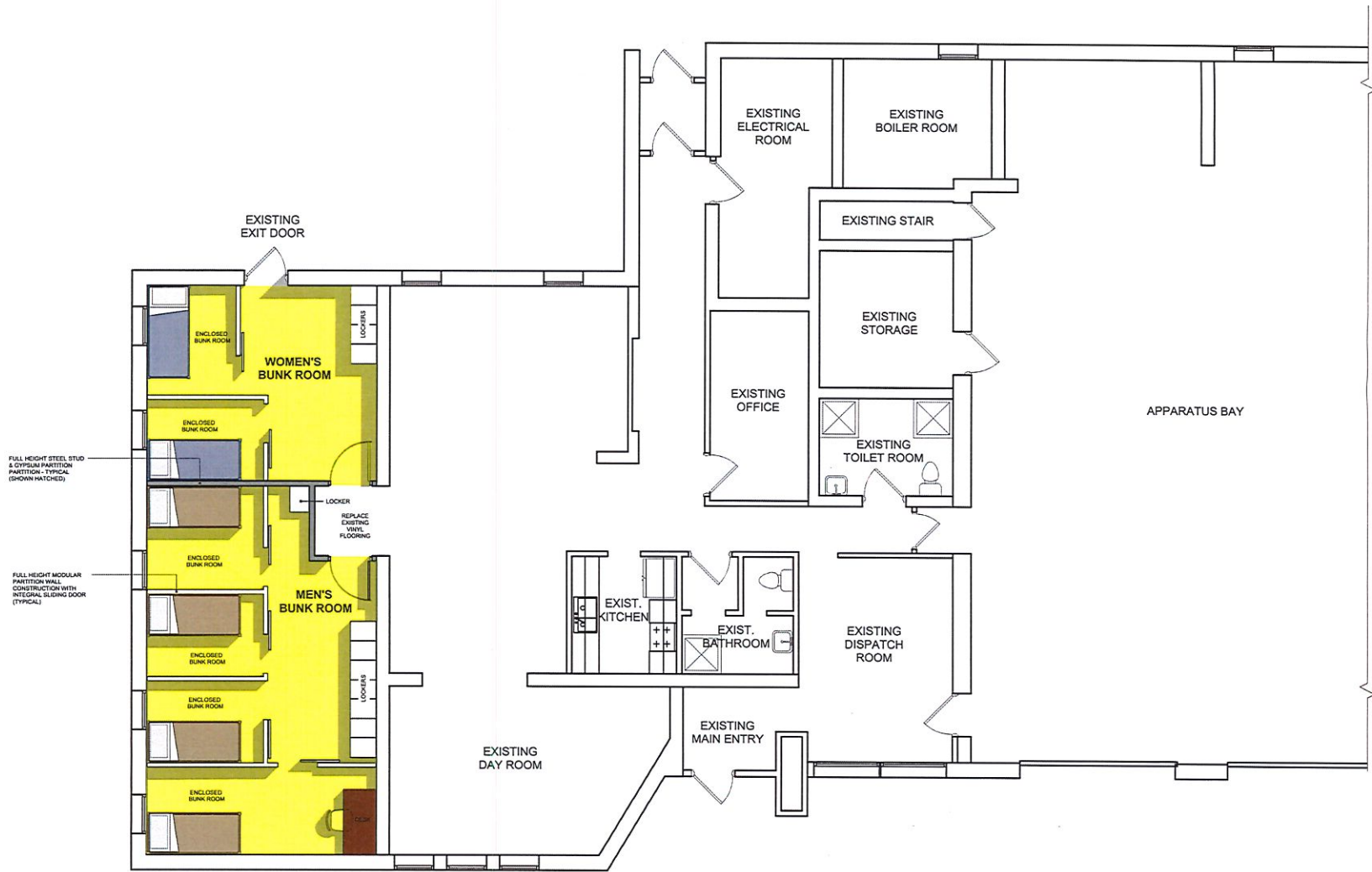
DRAWN BY	APPROVED	DATE
CGS	A. HALL	24 JAN 2023

DRAWING STATUS:
Issued for Review:
24 JAN 2023

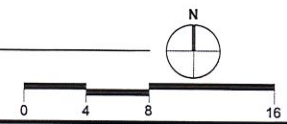
DRAWING NAME:
Site Work Plan
& General Notes

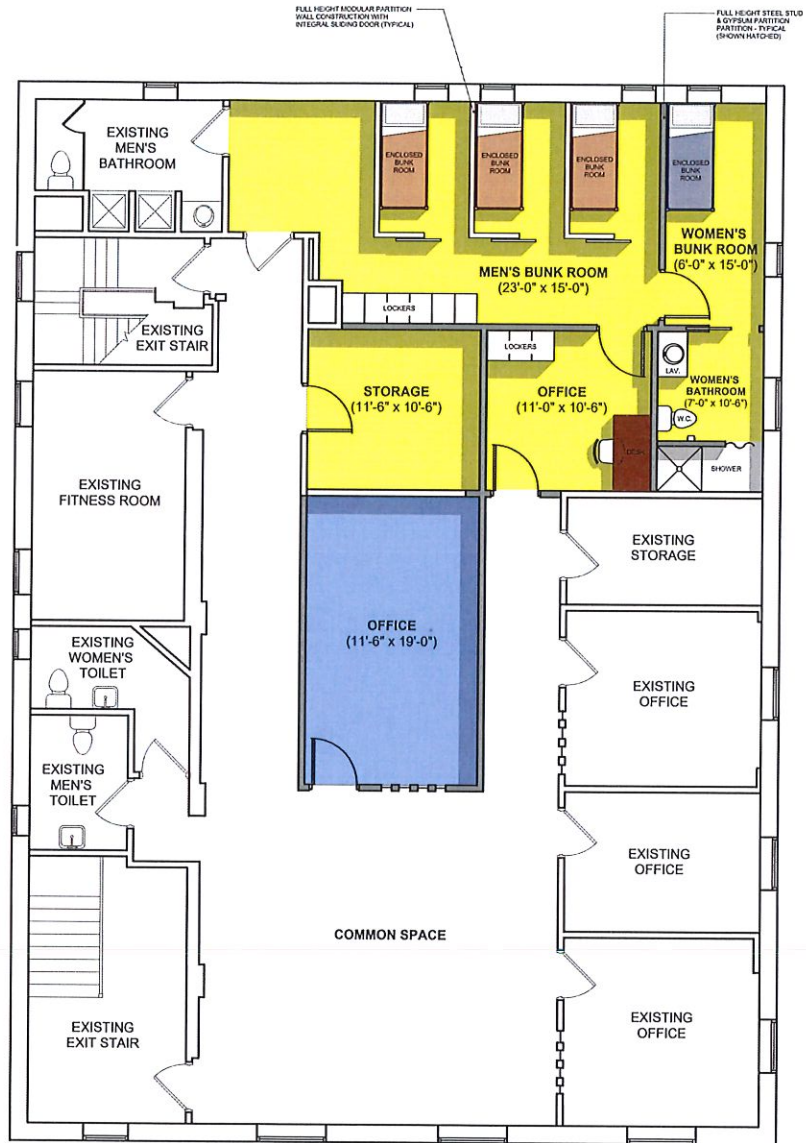
DRAWING NUMBER

A1.0



1 BENHAM HILL FIRE STATION - GROUND FLOOR PLAN

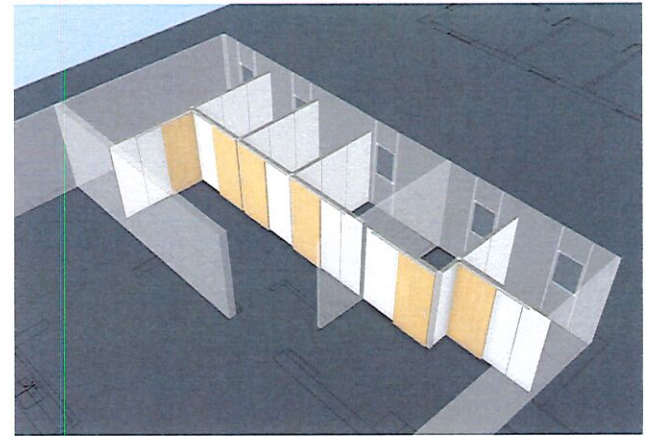






1


WEST SHORE FIRE STATION - SECOND FLOOR PLAN





Benham Hill Fire Station - West Haven, CT

RD-1



West Shore Fire Station - West Haven, CT

RD-2