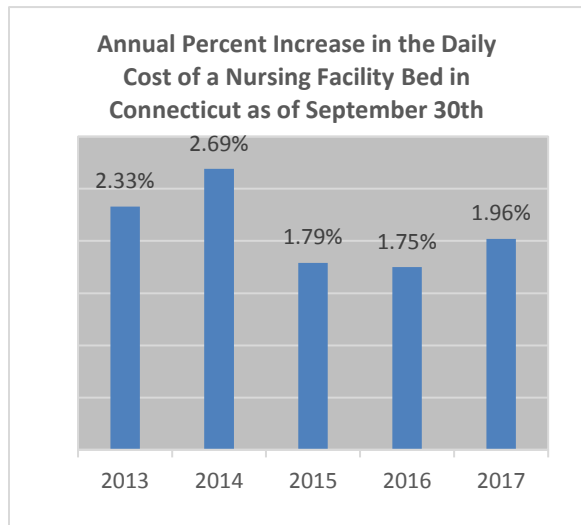


STATE OF CONNECTICUT
ANNUAL NURSING FACILITY CENSUS
SEPTEMBER 30, 2017

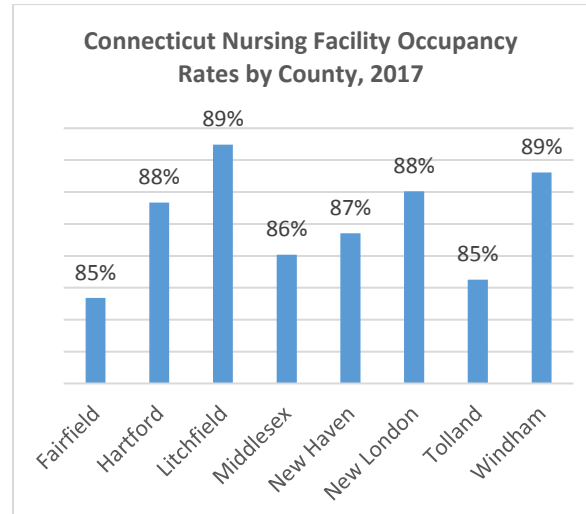
COST OF CARE

As of September 30, 2017, it costs a private pay nursing facility resident an average of \$422 per day for a semi-private nursing facility bed, or over \$154,000 for the entire year. This represents a rise in cost of 1.96 percent from the previous year average rate of \$414 per day. The average annual percentage change over the last five years has been 2.1 percent for private pay rates.

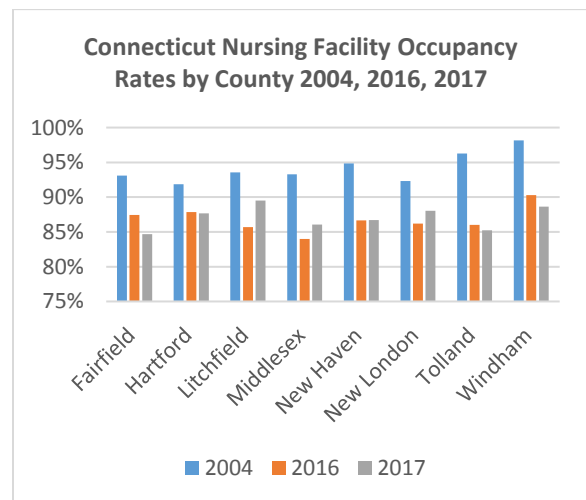


OCCUPANCY

Occupancy rates have remained consistent over the last few years. The average nursing facility occupancy rate in Connecticut was 87 percent as of September 30, 2017, which was the same in 2016 and 2015, and a two percent decrease from 2014. Regionally, the availability of beds varies, ranging from an occupancy rate of 89 percent in Windham and Litchfield Counties to 85 percent in Fairfield and Tolland Counties as of September 30, 2017.



Between 2016 and 2017, there was an increase in the average occupancy rate in Litchfield (3.8%), Middlesex (2.1%), New Haven (0.1%), and New London (1.8%) Counties. In contrast, there were decreases in the average occupancy rates in Fairfield (-2.8%), Hartford (-0.2%), Tolland (-0.7%) and Windham (-1.7%) Counties.



NURSING FACILITIES

A total of 221 licensed nursing facilities were operating in Connecticut on September 30, 2017, four less than in 2016. With regard to nursing facility beds, the total number has declined by 12 percent (3,483) between September 30, 2004 and 2017, decreasing from 29,801 to 26,318 beds.

In Connecticut, nursing facilities are licensed at two levels of care: Chronic and Convalescent Nursing Homes (CCNH), also known as Skilled Nursing Facilities, and Rest Homes with Nursing Supervision (RHNS), also called Intermediate Care Facilities.

As of September 30, 2017 there were 25,941 CCNH beds and 377 RHNS beds, for a total of 26,318. Over time, nursing facilities have been either phasing out RHNS beds or converting them to CCNH beds. Between 2004 and 2017, the number of RHNS beds decreased from 1,547 to 377, or 76 percent.

The number of facilities with non-profit status decreased from 63 in 2004 to 45 in 2017 and the number of facilities with for-profit status decreased from 183 to 176.

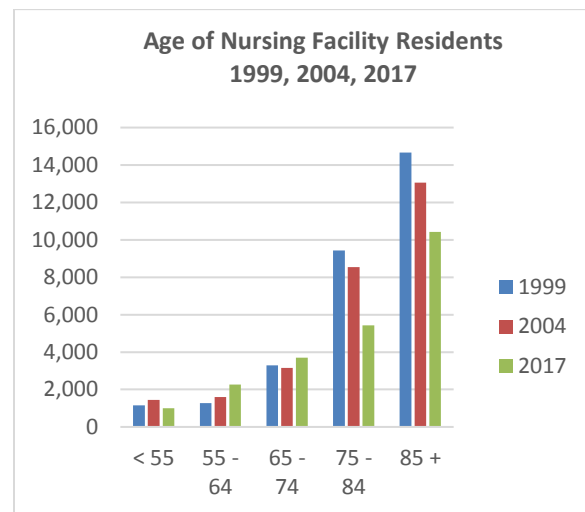
Of the 221 nursing facilities in Connecticut in 2017, 207 had a CCNH license, 13 had both a CCNH and a RHNS license, and one facility provided care under a RHNS license only.

RESIDENT DEMOGRAPHICS

On September 30, 2017, there were 22,837 individuals residing in Connecticut nursing facilities, 529 fewer than on the same date in 2016 and 4,959 fewer than in 2004.

In 2017, the majority of residents were white (82%), female (66%), and without a spouse (82%); a profile that has remained consistent over the years. With regard to age, 14 percent were under 65 years of age, 40 percent were between 65 and 84, and 46 percent were age 85 or older.

Since 2004, the percentage of younger nursing facility residents under age 55 decreased by 30% (432), the percentage of residents age 55 to 74 increased by 26% (1,236), and the number of residents age 75 and older decreased by 27% (5,753).



PAYMENT SOURCE

Medicaid remained the dominant source of payment for nursing facility stays in Connecticut in 2017, covering 74 percent of the residents. Medicare covered the next largest segment of residents (14%), followed by residents who pay privately out-of-pocket (9%). Twenty-three percent of nursing facility residents with long-term care insurance were covered by Connecticut Partnership for Long-Term Care policies.

This fact sheet provides the 14th year of data from the Connecticut Annual Nursing Facility Census. From 1997 until 2003, the State of Connecticut Nursing Facility Registry provided a longitudinal database of demographic and health data for all Connecticut nursing facility residents. Beginning in 2004, this registry was modified and renamed. The Connecticut Annual Nursing Facility Census provides aggregate information on the status of nursing facilities and their residents on September 30th of each year.

Produced by the Policy Development and Planning Division,
Connecticut State Office of Policy and Management

