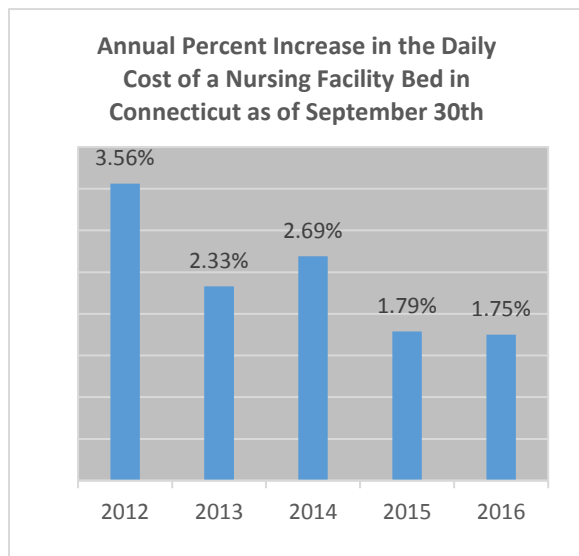


**STATE OF CONNECTICUT**  
**ANNUAL NURSING FACILITY CENSUS**  
**SEPTEMBER 30, 2016**

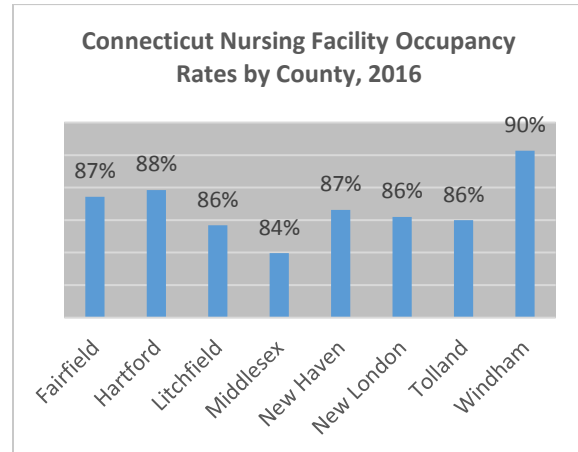
**COST OF CARE**

As of September 30, 2016, it costs a private pay nursing facility resident an average of \$414 per day for a semi-private nursing facility bed, or over \$151,000 for the entire year. This represents a rise in cost of 1.75 percent from the previous year average rate of \$407 per day. The average annual percentage change over the last five years has been 2.4 percent for private pay rates.

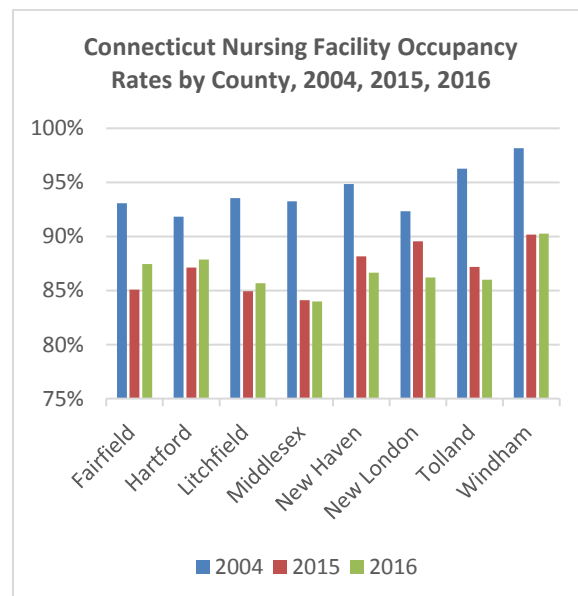


**OCCUPANCY**

Occupancy rates continue to gradually decline. The average nursing facility occupancy rate in Connecticut was 87 percent as of September 30, 2016, which was the same in 2015, and a two percent decrease from 2014. Regionally, the availability of beds varies, ranging from an occupancy rate of 90 percent in Windham County to 84 percent in Middlesex County as of September 30, 2016.



Between 2015 and 2016, there was an increase in the average occupancy rate in Fairfield (2.4%), Hartford (0.7%), Litchfield (0.8%), and Windham (0.1%) Counties. In contrast, there were decreases in the average occupancy rates in Middlesex (-0.1%), New Haven (-1.5%), New London (-3.4%) and Tolland (-1.2%) Counties.



## NURSING FACILITIES

A total of 225 licensed nursing facilities were operating in Connecticut on September 30, 2016, five less than in 2015. With regard to nursing facility beds, the total number has declined by 10 percent (2,963) between September 30, 2004 and 2016, decreasing from 29,801 to 26,838 beds.

In Connecticut, nursing facilities are licensed at two levels of care: Chronic and Convalescent Nursing Homes (CCNH), also known as Skilled Nursing Facilities, and Rest Homes with Nursing Supervision (RHNS), also called Intermediate Care Facilities.

As of September 30, 2016 there were 26,483 CCNH beds and 355 RHNS beds, for a total of 26,838. Over time, nursing facilities have been either phasing out RHNS beds or converting them to CCNH beds. Between 2004 and 2016, the number of RHNS beds decreased from 1,547 to 355, or 77 percent.

The number of facilities with non-profit status decreased from 63 in 2004 to 45 in 2016 and the number of facilities with for-profit status decreased from 183 to 180.

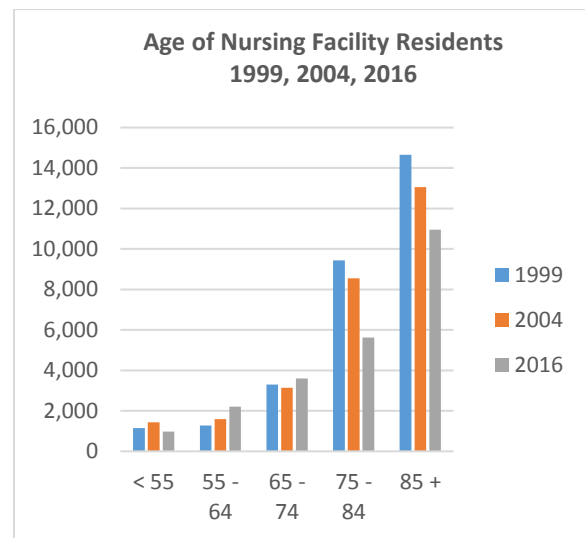
Of the 225 nursing facilities in Connecticut in 2016, 210 had a CCNH license, 14 had both a CCNH and a RHNS license, and one facility provided care under a RHNS license only.

## RESIDENT DEMOGRAPHICS

On September 30, 2016, there were 23,366 individuals residing in Connecticut nursing facilities, 476 fewer than on the same date in 2015 and 4,430 fewer than in 2004.

In 2016, the majority of residents were white (83%), female (67%), and without a spouse (79%); a profile that has remained consistent over the years. With regard to age, 14 percent were under 65 years of age, 39 percent were between 65 and 84, and 47 percent were age 85 or older.

Since 2004, the percentage of younger nursing facility residents under age 55 decreased by 32% (456), the percentage of residents age 55 to 74 increased by 23% (1,069), and the number of residents age 75 and older decreased by 23% (5,027).



## PAYMENT SOURCE

Medicaid remained the dominant source of payment for nursing facility stays in Connecticut in 2016, covering 73 percent of the residents. Medicare covered the next largest segment of residents (15%), followed by residents who pay privately out-of-pocket (9%). Twenty percent of nursing facility residents with long-term care insurance were covered by Connecticut Partnership for Long-Term Care policies.

This fact sheet provides the 13th year of data from the Connecticut Annual Nursing Facility Census. From 1997 until 2003, the State of Connecticut Nursing Facility Registry provided a longitudinal database of demographic and health data for all Connecticut nursing facility residents. Beginning in 2004, this registry was modified and renamed. The Connecticut Annual Nursing Facility Census provides aggregate information on the status of nursing facilities and their residents on September 30<sup>th</sup> of each year.

Produced by the Policy Development and Planning Division,  
Connecticut State Office of Policy and Management

