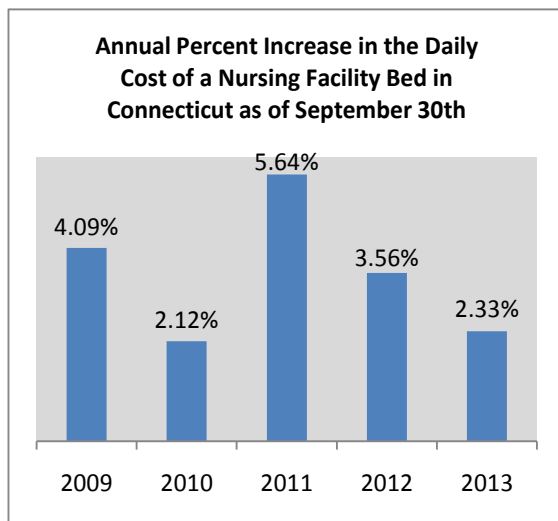


**STATE OF CONNECTICUT**  
**ANNUAL NURSING FACILITY CENSUS**  
**SEPTEMBER 30, 2013**

**COST OF CARE**

A nursing home resident now pays on average \$390 a day in Connecticut for a semi-private nursing home bed or over \$142,000 for the entire year. This represents a rise in cost of 2.3 percent from the previous year when the average cost was \$381 a day. The average annual percentage change over the last five years has been 3.6 percent for private pay rates.



In Connecticut, nursing facilities are licensed at two levels of care: Chronic and Convalescent Nursing Homes (CCNH), also known as Skilled Nursing Facilities, and Rest Homes with Nursing Supervision (RHNS), also called Intermediate Care Facilities.

**NURSING FACILITIES**

Two nursing facilities closed and a one opened over the 12 months ending September 30, 2013, leaving a total of 231 licensed nursing facilities operating in Connecticut. Over the last five years, a total of 15 nursing facilities went out of business and three new ones were established.

With regard to nursing facility beds, the total number has declined by 7.7 percent (2,304)

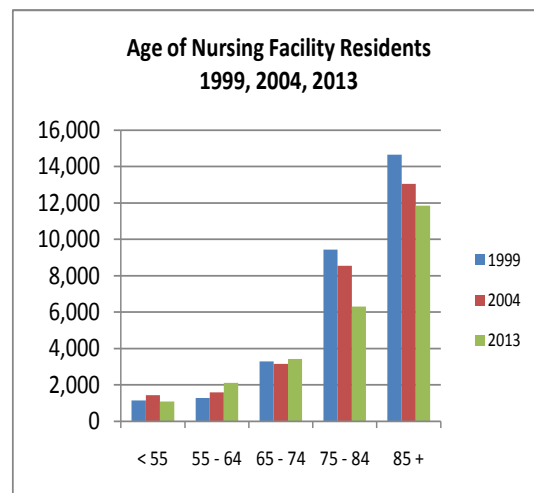
between September 30, 2004 and 2013, decreasing from 29,801 to 27,497 beds.

As of September 30, 2013 there were 27,077 CCNH beds and 420 RHNS beds. Over time, nursing facilities have been either phasing out RHNS beds or converting them to CCNH beds. Between 2004 and 2013, the number of RHNS beds decreased by 73 percent (1,127 beds).

Since 2004, the proportion of facilities with non-profit status decreased from 26 percent (63) to 21 percent (49) and the proportion of facilities with a for-profit status increased from 74 percent (183) to 79 percent (182).

Of the 231 nursing facilities in Connecticut in 2013, 216 had a CCNH license, 13 had both a CCNH and a RHNS license, and two facilities provided care under a RHNS license only.

**RESIDENT DEMOGRAPHICS**



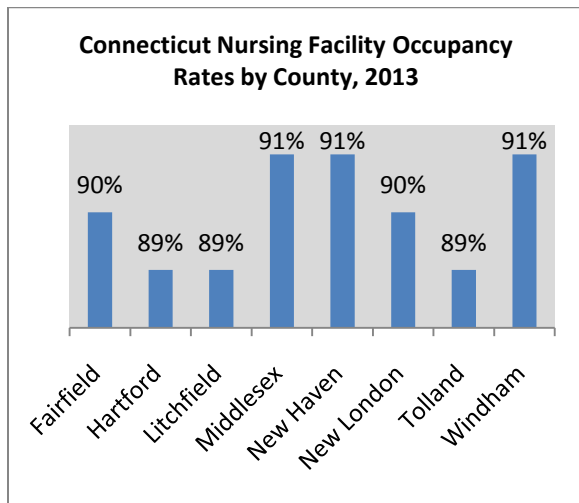
On September 30, 2013, there were 24,776 individuals residing in Connecticut nursing facilities, 308 fewer than on the same date in 2012 and 3,020 fewer than in 2004.

In 2013, the majority of residents were white (84%), female (69%), and without a spouse (81%); a profile that has remained consistent over the years. With regard to age, 13 percent were under age 65, 39 percent were between 65 and 84, and 48 percent were age 85 or older.

Since 1999, there has been an increase in younger nursing facility residents and a decrease in older residents. Between 1999 and 2013, the number of residents under age 65 increased by 791 (33%) and the number of residents age 65 and older decreased by 5,819 (21%).

### OCCUPANCY

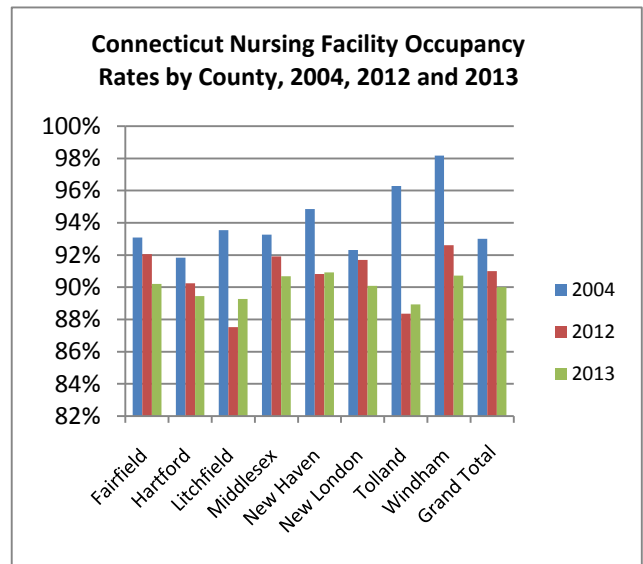
The average nursing facility occupancy rate in Connecticut was 90 percent as of September 30, 2013, a one point decrease from 2012.



Regionally, the availability of beds varies, ranging from an occupancy rate of 91 percent in Middlesex, New Haven and Windham Counties

to 89 percent in Hartford, Litchfield and Tolland Counties as of September 30, 2013.

Between 2012 and 2013, there was a decrease in the average occupancy rate in Fairfield, Hartford, Middlesex, New London and Windham. In contrast, Litchfield, New Haven, and Tolland Counties experienced increases.



### PAYMENT SOURCE

Medicaid remained the dominant source of payment for nursing facility stays in Connecticut in 2013, covering 71 percent of the residents. Medicare covered the next largest segment of residents (16%), followed by residents who pay privately out-of-pocket (9%). Twenty-five percent of nursing facility residents with long-term care insurance were covered by Connecticut Partnership for Long-Term Care policies, down from 38 percent a year ago.

This fact sheet provides the tenth year of data from the Connecticut Annual Nursing Facility Census. From 1997 until 2003, the State of Connecticut Nursing Facility Registry provided a longitudinal database of demographic and health data for all Connecticut nursing facility residents. Beginning in 2004, this registry was modified and renamed. The Connecticut Annual Nursing Facility Census provides aggregate information on the status of nursing facilities and their residents on September 30<sup>th</sup> of each year.

Produced by the Policy Development and Planning Division,  
Connecticut State Office of Policy and Management

