

STATE OF CONNECTICUT
ANNUAL NURSING FACILITY CENSUS
SEPTEMBER 30, 2012

NURSING FACILITIES

Four nursing facilities closed in the year ending September 30, 2012, leaving a total of 232 licensed nursing facilities in Connecticut. Over the last five years, between September 30, 2008 and 2012, a total of 14 nursing facilities went out of business.

With regard to nursing facility beds, the total number has declined by 7.3 percent (2,190) between September 30, 2004 and 2012, decreasing from 29,801 to 27,611 beds.

In Connecticut, nursing facilities are licensed at two levels of care: Chronic and Convalescent Nursing Homes (CCNH), also known as Skilled Nursing Facilities, and Rest Homes with Nursing Supervision (RHNS), also called Intermediate Care Facilities.

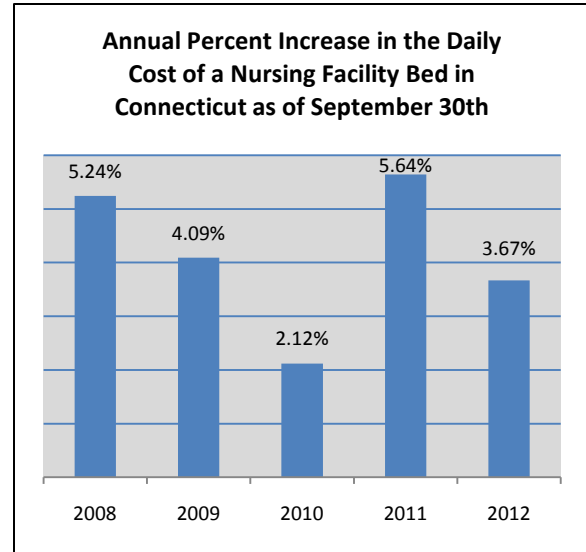
As of September 30, 2012 there were 27,189 CCNH beds and 422 RHNS beds. Over time, nursing facilities have been either phasing out RHNS beds or converting them to CCNH beds. Between 2004 and 2012, the number of RHNS beds decreased by 73 percent (1,125 beds).

Since 2004, the proportion of facilities with for profit status increased from 74 percent (183) to 78 percent (182) and the proportion of facilities with a non-profit status decreased from 26 percent (63) to 22 percent (50).

Of the 232 nursing facilities in Connecticut in 2012, 215 (93%) had a CCNH license, 15 (6%) had both a CCNH and a RHNS license, and two facilities (1%) provided care under a RHNS license only.

COST OF CARE

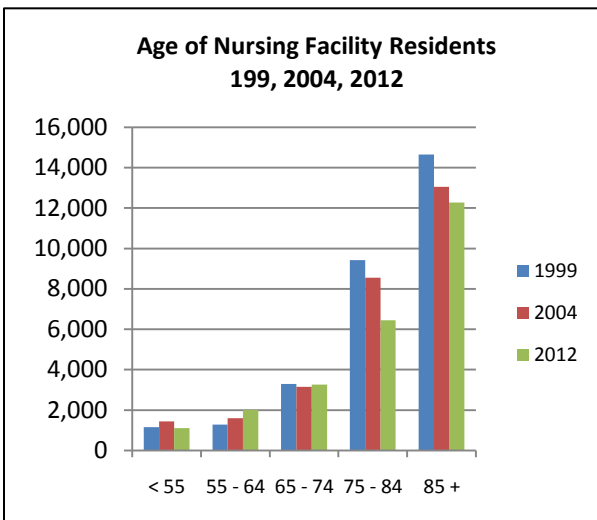
A nursing home resident now pays on average \$381 a day in Connecticut for a semi-private nursing home bed or about \$139,000 for the entire year. This represents a rise in cost of 3.6



percent from the previous year when the average cost was \$368 a day. The average annual percentage change over the last five years has been 4.1 percent for private pay rates.

RESIDENT DEMOGRAPHICS

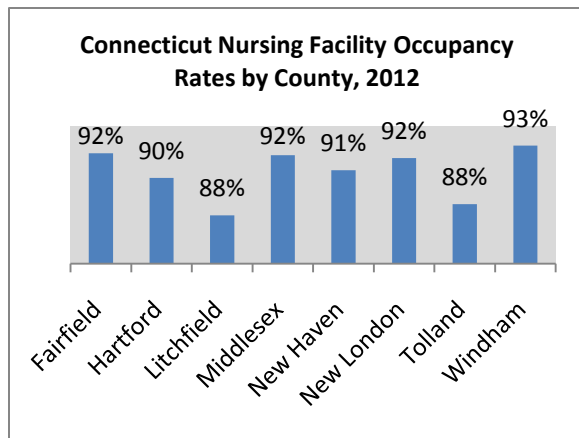
On September 30, 2012, there were 25,084 individuals residing in Connecticut nursing facilities, 616 fewer than on the same date in 2011 and 2,712 fewer than in 2004.



In 2012, the majority of residents were white (85%), female (70%), and without a spouse (82%); a profile that has remained consistent over the years. With regard to age, 12 percent were under age 65, 39 percent were between 65 and 84, and 49 percent were age 85 or older.

Since 1999, there has been an increase in younger nursing facility residents and a decrease in older residents. Between 1999 and 2012, the number of residents under age 65 increased by 691 (29%) and the number of residents age 65 and older decreased by 5,411 (20%).

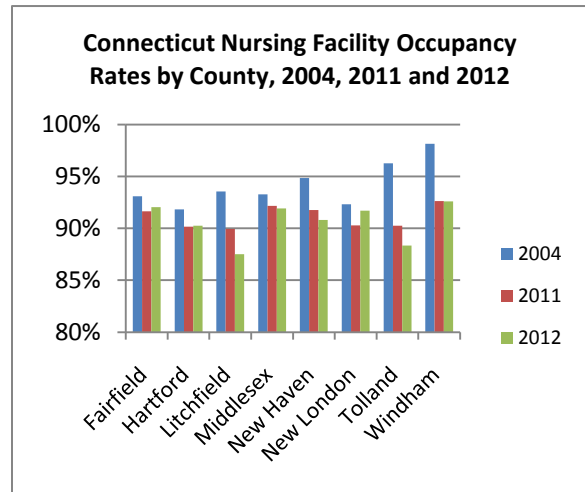
OCCUPANCY



The average nursing facility occupancy rate in Connecticut as of September 30, 2012 was 91 percent. From 2004 to 2007, the average nursing facility occupancy rate statewide remained steady at around 93 percent and, since 2008, has remained at 91 percent.

Regionally, the availability of beds varies, ranging from an occupancy rate of 93 percent in Windham County to 88 percent in Litchfield and Tolland Counties as of September 30, 2012.

Between 2011 and 2012, there was a decrease in the average occupancy rate in Litchfield, Middlesex, New Haven, and Tolland. In contrast, Fairfield, Hartford, and New London Counties experienced increases.



PAYMENT SOURCE

Medicaid remained the dominant source of payment for nursing facility stays in Connecticut in 2012, covering 71 percent of the residents. Medicare covered the next largest segment of residents (15%), followed by residents who pay privately out-of-pocket (10%). Thirty-eight percent of nursing facility residents with long-term care insurance were covered by Connecticut Partnership for Long-Term Care policies, down from 46 percent a year ago.

This fact sheet provides the ninth year of data from the Connecticut Annual Nursing Facility Census. From 1997 until 2003, the State of Connecticut Nursing Facility Registry provided a longitudinal database of demographic and health data for all Connecticut nursing facility residents. Beginning in 2004, this registry was modified and renamed. The Connecticut Annual Nursing Facility Census provides aggregate information on the status of nursing facilities and their residents for September 30th of each year.

Produced by the Policy Development and Planning Division,
Connecticut State Office of Policy and Management

