

# STATE OF CONNECTICUT

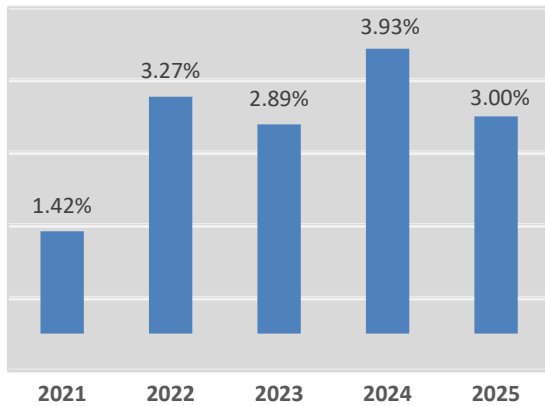
## ANNUAL NURSING FACILITY CENSUS

### September 30, 2025

#### COST OF CARE

As of September 30, 2025, it costs a private pay nursing facility resident an average of \$526 per day for a semi-private nursing facility bed, or over \$191,000 for the entire year. This represents a rise in cost of 3.00% from the previous year's average rate of \$510 per day. The average annual percentage change over the last five years has been around 2.9% for private pay rates.

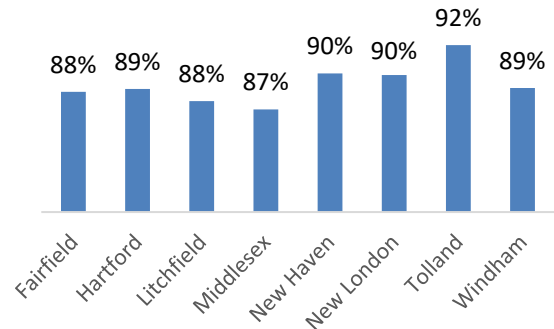
Annual Percent Increase in the Daily Cost of a Nursing Facility Bed in Connecticut as of September 30th



#### OCCUPANCY

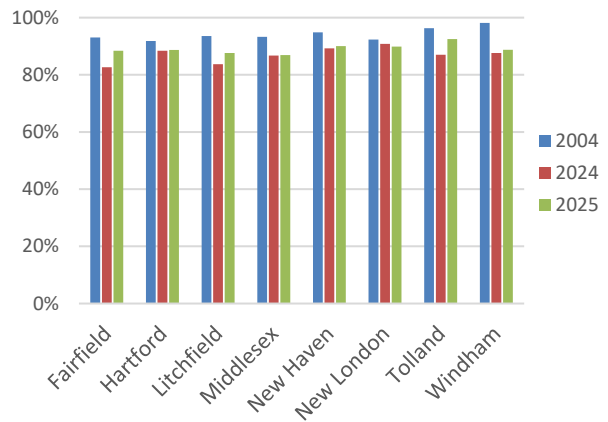
Occupancy rates have been steadily increasing year over year following a sharp decrease in occupancy from 2019-2020 due to the COVID-19 pandemic, the average nursing facility occupancy rate in Connecticut was 89% as of September 30, 2025. This represents a 2% increase from the occupancy rate of 87% in 2024. Regionally, these rates vary, ranging from an occupancy rate of 92% in Tolland County to 87% in Middlesex County.

Connecticut Nursing Facility Occupancy Rates by County 2025



Between 2024 and 2025, there were increases in occupancy rates in Fairfield (5.0%), Hartford (1.0%), Litchfield (4.0%), New Haven (1.0%), Tolland (5.0%), and Windham (1.0%) counties. There was a decrease in New London County (-1.0%) and in Middlesex County there was no change in occupancy rate.

Connecticut Nursing Facility Occupancy Rates by County 2004, 2024, 2025



## NURSING FACILITIES

A total of 191 licensed nursing facilities were operating in Connecticut on September 30, 2025, four less than in 2024. With regards to nursing facility beds, the total number has declined by 26% (7,628) between September 30, 2025, and 2004, decreasing from 29,801 to 22,173 beds.

In Connecticut, nursing facilities are licensed at two levels of care: Chronic and Convalescent Nursing Homes (CCNH), also known as Skilled Nursing Facilities, and Rest Homes with Nursing Supervision (RHNS), also called Intermediate Care Facilities.

As of September 30, 2025, there were 22,024 CCNH beds and 149 RHNS beds, for a total of 22,173. Over time, nursing facilities have been either phasing out RHNS beds or converting them to CCNH beds. Between 2004 and 2025, the number of RHNS beds decreased from 1,547 to 149, or 90 percent.

The number of facilities with non-profit status decreased from 63 in 2004 to 38 in 2025 and the number of facilities with for-profit status decreased from 183 to 153.

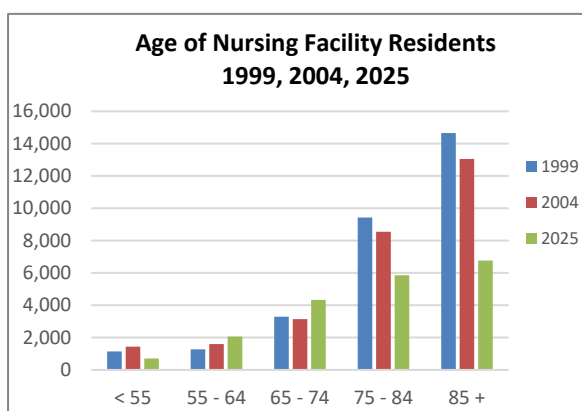
Of the 191 nursing facilities in Connecticut in 202, 186 had a CCNH license, and 5 had both a CCNH and RHNS license.

## RESIDENT DEMOGRAPHICS

On September 30, 2025, there were 19,729 individuals residing in Connecticut nursing facilities. This represents 105 fewer residents than on the same date in 2024 and 8,067 fewer than in 2004.

In 2025, the majority of residents were white (78%), female (61%), and without a spouse (81%). This profile has remained consistent over the years. With regards to age, 14% were under 65 years of age, 52% were between the ages of 65 and 84, and 34% were aged 85 or older.

Since 2004, the percentage of younger nursing facility residents under age 55 decreased by 51% (728), the percentage of residents aged 55 to 74 increased by 35% (1,656), and the number of residents aged 75 and older decreased by 42% (8,979).



## PAYMENT SOURCE

Medicaid remained the dominant source of payment for nursing facility stays in Connecticut in 2025, covering 72% of the residents. Medicare covered the next largest segment of residents (16%), followed by residents who pay privately out-of-pocket (10%). Twenty-nine percent of nursing facility residents with long-term care insurance were covered by Connecticut Partnership for Long-Term Care policies.

This fact sheet provides the 22nd year of data from the Connecticut Annual Nursing Facility Census. From 1997 until 2003, the State of Connecticut Nursing Facility Registry provided a longitudinal database of demographic and health data for all Connecticut nursing facility residents. Beginning in 2004, this registry was modified and renamed. The Connecticut Annual Nursing Facility Census provides aggregate information on the status of nursing facilities and their residents on September 30<sup>th</sup> of each year.

Produced by the Health and Human Services Policy and Planning Division  
Connecticut State Office of Policy and Management