

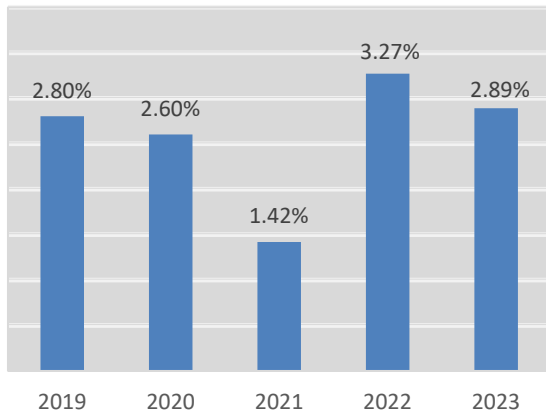
STATE OF CONNECTICUT ANNUAL NURSING FACILITY CENSUS

September 30, 2023

COST OF CARE

As of September 30, 2023, it costs a private pay nursing facility resident an average of \$491 per day for a semi-private nursing facility bed, or over \$179,000 for the entire year. This represents a rise in cost of 2.9% from the previous year's average rate of \$477 per day. The average annual percentage change over the last five years has been around 2.6% for private pay rates.

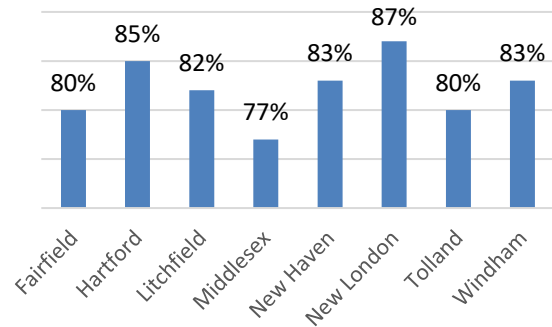
Annual Percent Increase in the Daily Cost of a Nursing Facility Bed in Connecticut as of September 30th



OCCUPANCY

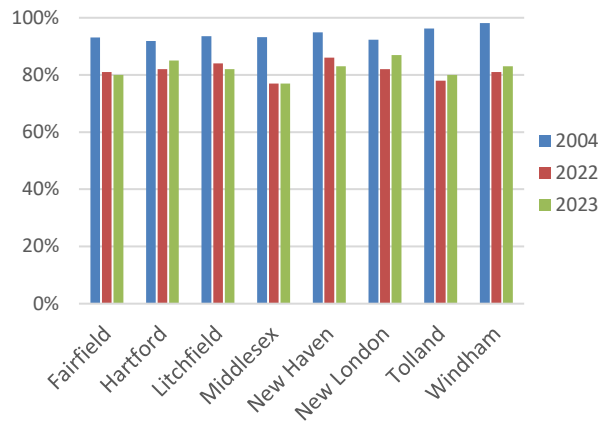
Occupancy rates have remained very consistent over the last several years. However, after a sharp decrease in occupancy from 2019-2020 due to the COVID-19 pandemic, the average nursing facility occupancy rate in Connecticut was 84% as of September 30, 2023. This represents a marginal increase from the 2022 occupancy rate of 83%. Regionally, these rates vary, ranging from an occupancy rate of 87% in New London County to 77% in Middlesex County.

Connecticut Nursing Facility Occupancy Rates by County 2023



Between 2022 and 2023, there were increases in the county occupancy rates in New London (5.0%), Hartford (3.0%), Tolland (2.0%), and Windham (2.0%). There were decreases in the county occupancy rates in New Haven (3.0%), Litchfield (2.0%) and Fairfield (1.0%) while Middlesex remained stable with no change.

Connecticut Nursing Facility Occupancy Rates by County 2004, 2022, 2023



NURSING FACILITIES

A total of 200 licensed nursing facilities were operating in Connecticut on September 30, 2023, one less than in 2022. With regards to nursing facility beds, the total number has declined by 21% (6,341) between September 30, 2004, and 2023, decreasing from 29,801 to 23,460 beds.

In Connecticut, nursing facilities are licensed at two levels of care: Chronic and Convalescent Nursing Homes (CCNH), also known as Skilled Nursing Facilities, and Rest Homes with Nursing Supervision (RHNS), also called Intermediate Care Facilities.

As of September 30, 2023, there were 23,110 CCNH beds and 350 RHNS beds, for a total of 23,460. Over time, nursing facilities have been either phasing out RHNS beds or converting them to CCNH beds. Between 2004 and 2023, the number of RHNS beds decreased from 1,547 to 350, or 77 percent.

The number of facilities with non-profit status decreased from 63 in 2004 to 39 in 2023 and the number of facilities with for-profit status decreased from 183 to 161.

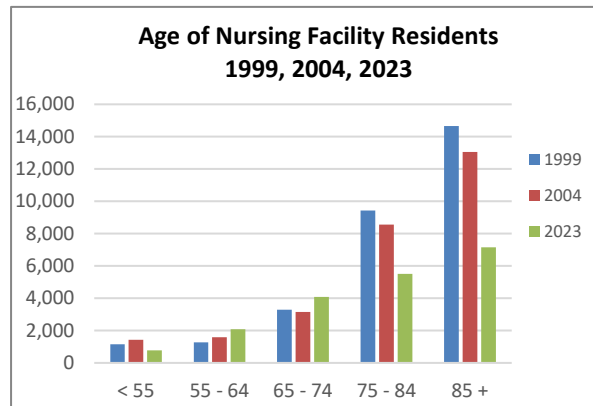
Of the 200 nursing facilities in Connecticut in 2023, 189 had a CCNH license, 10 had both a CCNH and RHNS license, and one facility provided care under an RHNS license only.

RESIDENT DEMOGRAPHICS

On September 30, 2023, there were 19,599 individuals residing in Connecticut nursing facilities. This represents 35 more residents than on the same date in 2022 and 8,197 fewer than in 2004.

In 2023, the majority of residents were white (78%), female (62%), and without a spouse (81%). This profile has remained consistent over the years. With regards to age, 15% were under 65 years of age, 49% were between the ages of 65 and 84, and 36% were aged 85 or older.

Since 2004, the percentage of younger nursing facility residents under age 55 decreased by 46% (662), the percentage of residents aged 55 to 74 increased by 30% (1,429), and the number of residents aged 75 and older decreased by 41% (8,948).



PAYMENT SOURCE

Medicaid remained the dominant source of payment for nursing facility stays in Connecticut in 2023, covering 73% of the residents. Medicare covered the next largest segment of residents (14%), followed by residents who pay privately out-of-pocket (10%). Forty-seven percent of nursing facility residents with long-term care insurance were covered by Connecticut Partnership for Long-Term Care policies.

This fact sheet provides the 20th year of data from the Connecticut Annual Nursing Facility Census. From 1997 until 2003, the State of Connecticut Nursing Facility Registry provided a longitudinal database of demographic and health data for all Connecticut nursing facility residents. Beginning in 2004, this registry was modified and renamed. The Connecticut Annual Nursing Facility Census provides aggregate information on the status of nursing facilities and their residents on September 30th of each year.

Produced by the Health and Human Services Policy and Planning Division
Connecticut State Office of Policy and Management