



State of Connecticut
OFFICE OF POLICY AND MANAGEMENT

REPORT TO THE GENERAL ASSEMBLY

Purchase of Service Contracts

Benjamin Barnes
Secretary
Office of Policy and Management
450 Capitol Avenue
Hartford, Connecticut 06106

Submitted September 25, 2018



STATE OF CONNECTICUT
OFFICE OF POLICY AND MANAGEMENT

September 25, 2018

The Honorable Joe Aresimowicz
Speaker of the House
Connecticut General Assembly

The Honorable Themis Klarides
House Minority Leader
Connecticut General Assembly

The Honorable Martin M. Looney
President Pro Tempore
Connecticut General Assembly

The Honorable Len Fasano
Senate Minority Leader
Connecticut General Assembly

This report fulfills the statutory responsibility of the Office of Policy and Management pursuant to C.G.S. § 4-70b to report on the Purchase of Service (POS) contracting activity of State agencies. In addition, C.G.S. § 4-70b(c) requires that the report include an assessment of the aggregate financial condition of non-profit, community-based health and human service agencies that enter into POS contracts.

This report seeks to provide information to state legislators, policymakers, and the public about state agencies' Purchase of Service activity for State fiscal year 2018 as well as the aggregate financial condition of POS providers for 2017.

We welcome your questions and comments.

A handwritten signature in blue ink, appearing to read "Benjamin Barnes".

Benjamin Barnes
Secretary
Office of Policy and Management

This page is intentionally left blank

TABLE OF CONTENTS

	Page
<u>Introduction</u>	3
<u>A. Purpose</u>	3
<u>B. Background</u>	3
<u>C. Statutes</u>	3
<u>D. Recent POS Activity</u>	4
<u>E. Scope and Methodology.</u>	4
<u>F. Aggregate Financial Condition of Non-Profit Providers of POS Services</u>	5
<u>G. Inquiries.</u>	11
Part I. Summary Data	12
A. Total Number of POS	12
Part II. Detail Data	13
A. Detail Data	13

INTRODUCTION

A. Purpose

This document summarizes information regarding Purchase of Service (POS) contracting activity of State agencies for State Fiscal Year 2018. As required by [Section 4-70b\(c\)](#) of Connecticut General Statutes, this report includes an assessment of the aggregate financial condition of non-profit, community-based health and human services agencies that enter into POS contracts.

B. Background

A POS contract is a contract between a State agency and a private provider organization or municipality for the purpose of obtaining direct health and human services for agency clients. The contract generally is not used for the sole purpose of purchasing administrative or clerical services, material goods, training and consulting services. POS contracts cannot be used to contract with individuals.

Using the Office of Policy and Management (OPM) standard contract template, an agency may enter into a POS contract for a single year or for multiple years. It may be either a competitive or non-competitive contract. A contract may cover a number of services and be amended for a variety of reasons during its term.

For fiscal year 2018, there were ten major human service agencies in the current POS system: Department of Children and Families, Department of Correction, Department of Developmental Services, Office of Early Childhood Education, Department of Housing, Department of Mental Health and Addiction Services, Department of Public Health, Department of Social Services and Department of Rehabilitation Services

C. Statutes

[C.G.S. 4-70b](#) requires the Secretary of the Office of Policy and Management to “establish uniform policies and procedures for obtaining, managing and evaluating the quality and cost effectiveness of human services purchased from private providers”. Further, the Secretary is required to “ensure all state agencies which purchase human services comply with such policies and procedures” and to report annually to the General Assembly on the state's purchase of service contracting activity.

[C.G.S. 4-230 to 4-236](#) requires a nonprofit organization that expends \$300,000 or more in state funds in its fiscal year to submit to a uniform audit within six months of the close of the fiscal year end. The Office of Policy and Management administers the State Single Audit for municipalities and non-profit entities. Additionally, the Secretary of OPM is required to “adopt regulations establishing uniform standards which prescribe the cost accounting principles to be used in the administration of state financial assistance by the recipients of such assistance”.

An Attorney General’s opinion dated November 9, 2005 stated that there is no legal distinction between a POS contract and a Personal Service Agreement (PSA). It also stated that the statutes that apply to PSAs, [CGS 4-212](#) et seq., also apply to POS contracts. Subsequent to this opinion, OPM implemented a POS request system that requires agencies to submit requests to OPM prior to entering into POS contracts.

D. Recent POS Activity

More than a decade since its inception, the POS project continues to build upon past standardization efforts. Examples of recent efforts include the following:

In September 2011, Governor Malloy established the Governor's Cabinet on Nonprofit Health and Human Services to bring together representatives from the executive branch staff, General Assembly, nonprofit providers and labor to address issues that challenge Connecticut's nonprofit human service delivery system. The Commission is chaired by Anne Foley, Undersecretary at OPM, and Luis Perez, President & CEO, Mental Health Connecticut. The Cabinet and its work groups continue to meet regularly. Cabinet recommendations, activities and related information can be found on the [OPM Website](#).

- Monthly, OPM convenes a meeting of the **State's contract managers** from the major health and human services agencies to discuss and resolve issues of mutual concern.
- A Uniform chart of accounts was adopted in FY 2015 and an electronic workbook created for developing and tracking contract budgets. A majority of the contracts with the State's human service agencies are using the electronic workbook.
- OPM has initiated development for a web-based electronic contract management system to facilitate contract development and management for both State agencies and private providers. OPM is working with Accenture, CORE/CT and staff from the nine health and human service agencies.
- As required, OPM coordinates any updates or revisions of the State's **standard contract** for POS with the Attorney General's Office, the ten POS agencies, and the Nonprofit Cabinet.
- OPM develops and maintains contracting forms required by State statutes or the Governor's Executive Orders, including **ethics affidavits** and **nondiscrimination certifications**.

E. Scope and Methodology

This report describes the contracting activities of executive branch agencies with respect to Purchase of Service contracts for SFY2018. Activities of the legislative and judicial branches of state government are excluded from this report.

The data represented in this report is captured from Core-CT, the statewide financial system. Agencies are required to enter POS contracts into the procurement contracts module within Core-CT. The data presented in this report is only as accurate as the data entered by State agencies into Core-CT. Core-CT Structured Query Reports (SQR) are utilized to extract the contract data for this report.

OPM summarizes the information obtained from Core-CT and submits an annual report to the General Assembly. The data in this report represents POS contracts that were in effect during SFY2018. POS contracts can range from a few months to several years in duration. Accordingly, the total dollar amount of a POS contract may represent several years of activity. Also, many POS contracts overlap during a fiscal year. For example, if a POS contract ends December 31st and a new contract starts with the same provider on January 1st, then two contracts (and two contract amounts) would be included in this report. Due to these factors, this report represents several years of POS contracting activity, not just annual activity.

The payment amounts presented in this report are payments made by State agencies to Purchase of Service contractors during SFY2018. Please note that annual payment amounts are often substantially less than the total contract amounts. This is due to the fact that the annual contract amounts represent more than one year of contracting activity while the payment amounts represent activity for one year. For this reason, the annual payment amounts are a better gauge of annual contracting activity.

F. Aggregate Financial Condition of Non-Profit Providers of POS Services

As indicated, [C.G.S. 4-70b\(c\)](#) requires the Secretary of OPM to provide an assessment of the financial condition of non-profit POS providers. For this report, OPM used the framework developed by the Commission on Non-Profit Health and Human Services in their review of the financial condition of these providers. The commission took a sample of 101 of 490 health and human services providers that were required to conduct an audit for fiscal year 2009 due to having expended \$100,000 or over in State funds for the fiscal year. The work group then proceeded to use information from these audits to calculate various financial ratios specific to non-profits to test the financial fitness of the sample group. The group was also broken down by those with annual revenues less than \$300,000, those between \$300,000 and \$2 million and those with revenues over \$2 million annually.

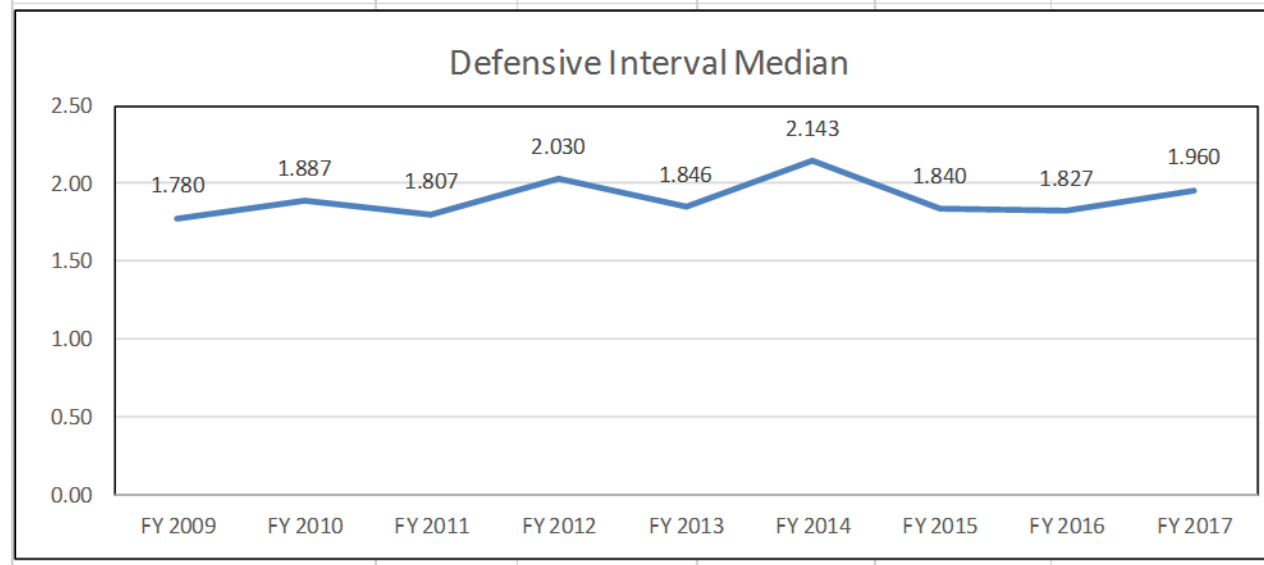
In seeking to replicate this work for this report, OPM reviewed the fiscal year 2010 and 2011 audits conducted for the aforementioned 101 non-profits. Based on changes in the state law regarding the threshold for when an audit must be conducted and organizational changes among non-profits, only 86 of the 101 providers had audits done for both fiscal year 2010 and 2011. The ratios calculated for 2009, 2010 and 2011 for these 86 providers are in the table included below. Ratios for fiscal years 2012, 2013 and 2014 reflect the 83 providers from the original 101 for which audits were available. For fiscal year 2015 only 82 providers were used from the original 101 because one of the providers no longer contracts with any State agencies. For fiscal year 2016 only 81 were used because one previous provider does not have contracts with the State any longer. For fiscal year 2017 only 75 were used because of providers who do not have contracts with the State any longer or did not meet the threshold of income for reporting criteria.

In addition to developing the financial ratios, the commission sought to outline some standard measurements against which these ratios could be compared in assessing the financial condition of agencies. These measurements are included with the ratios included in the table. The financial ratios included in the table are:

Defensive Interval: This is a measure of liquidity in which cash and other readily available funds are divided by average monthly expenses, which indicates how many months of expenses could be funded by an entity’s liquid assets if no additional funding was received.

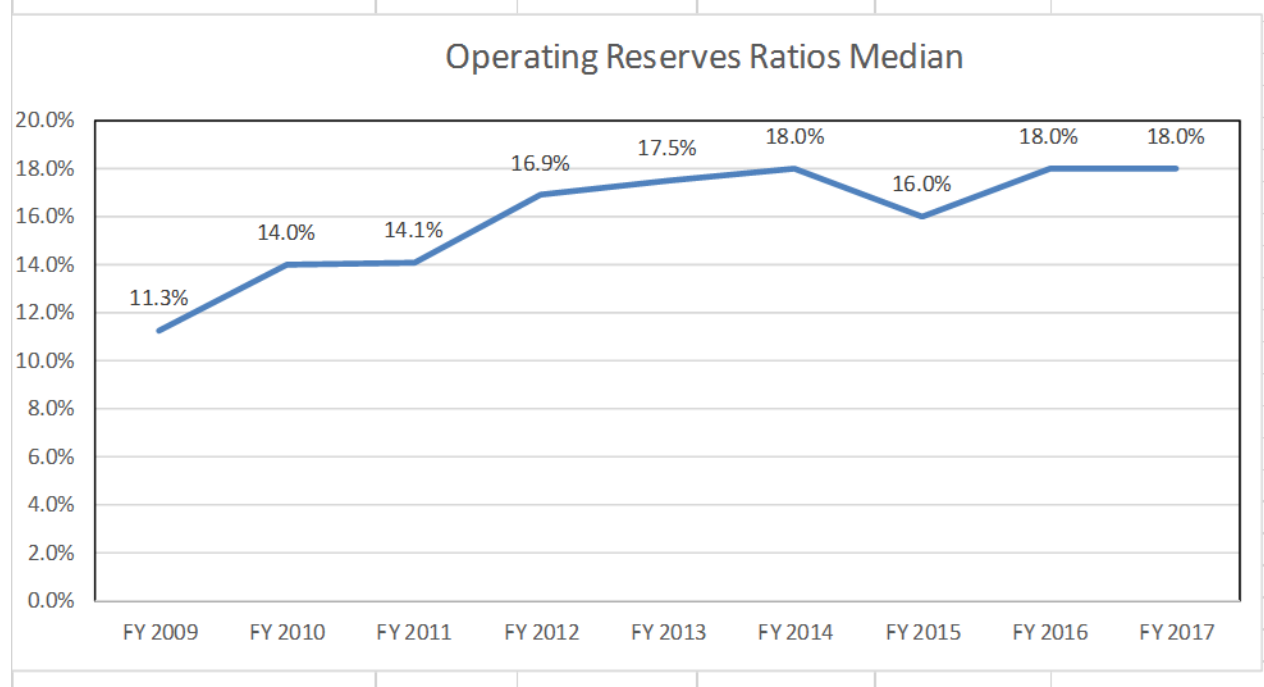
The method of calculating each of these ratios along with a measure of what might be considered a substandard ratio is included in the table.

Schedule-Financial Ratios from Stratified Sample of Nonprofit Health and Human Services Providers					
		All	Revenues \$300k to \$2m	Revenues \$2m to \$10m	Revenues \$10m +
Defensive Interval		<i>Definition: (Cash + Marketable Securities + Receivable)/Average Monthly Expenses</i>			
Substandard Ratio*		Less than 1	Less than 1	Less than 1	Less than 1
Median FY2009	FY 2009	1.780	1.595	1.749	1.923
Median FY2010	FY 2010	1.887	1.578	1.717	2.198
Median FY2011	FY 2011	1.807	1.350	1.807	2.209
Median FY 2012	FY 2012	2.030	1.210	1.676	2.035
Median FY 2013	FY 2013	1.846	1.510	2.154	1.92
Median FY 2014	FY 2014	2.143	2.000	2.604	1.93
Median FY 2015	FY 2015	1.840	1.344	1.574	1.98
Median FY 2016	FY 2016	1.827	1.220	1.647	2.198
Median FY 2017	FY 2017	1.960	0.870	2.543	2.116
# of Nonprofits sampled - 2017		75	13	30	32
# More than 3		23	2	11	9
# 1-3		38	4	17	18
# less than 1		14	7	2	5
2017: % with ratio more than 3		30.67%	15.38%	36.67%	28.13%
2017: % with ratio between 1 - 3		50.67%	30.77%	56.67%	56.25%
2017 % with ratio less than 1		18.67%	53.85%	6.67%	15.63%



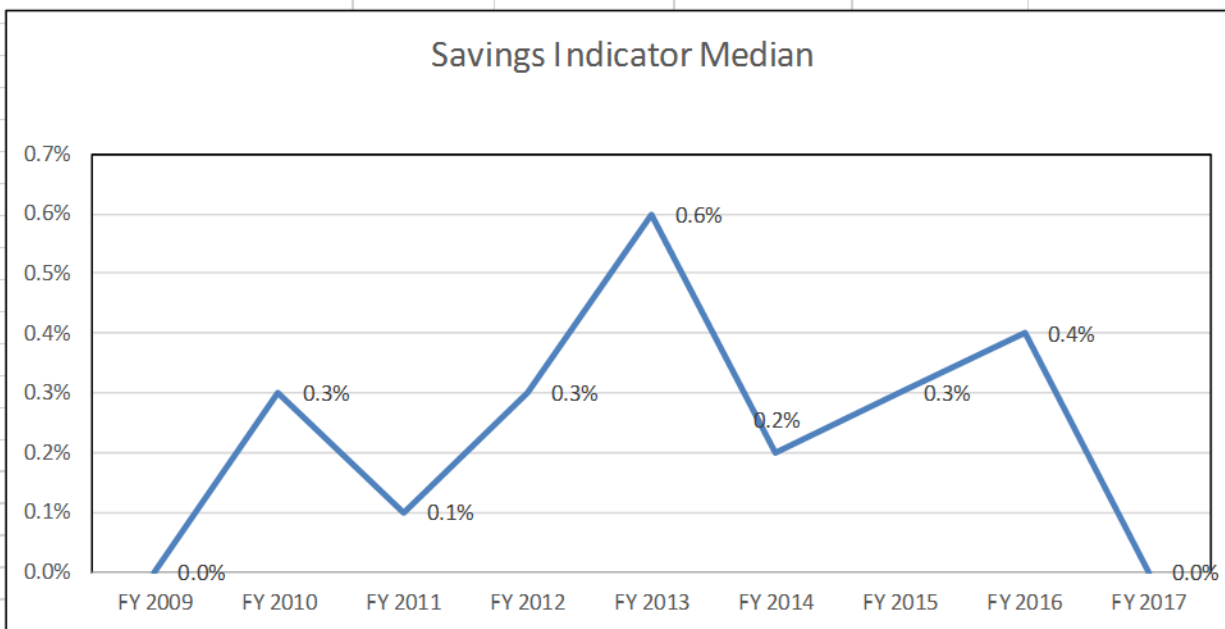
Operating Reserves Ratio: This measure compares the amount of reserves (available net assets) a non-profit has compared to its annual expenses, and helps indicate the ability of a provider to deal with unforeseen circumstances.

		All	Revenues \$300k to \$2m	Revenues \$2m to \$10m	Revenues \$10m +
Operating Reserves Ratio		Definition: Operating Reserves/Annual Operating Expenses			
Substandard Ratio*		Less than 25%	Less than 25%	Less than 25%	Less than 25%
Median FY2009	FY 2009	11.3%	10.6%	18.6%	10.4%
Median FY2010	FY 2010	14.0%	14.0%	15.8%	12.5%
Median FY2011	FY 2011	14.1%	11.5%	16.8%	13.2%
Median FY2012	FY 2012	16.9%	13.1%	23.0%	16.5%
Median FY 2013	FY 2013	17.5%	12.5%	23.0%	16.9%
Median FY 2014	FY 2014	18.0%	21.4%	20.7%	17.8%
Median FY 2015	FY 2015	16.0%	13.0%	21.0%	13.0%
Median FY 2016	FY 2016	18.0%	14.0%	22.0%	18.0%
Median FY 2017	FY 2017	18.0%	8.0%	31.0%	18.0%
# of Nonprofits sampled - 2017		75	13	30	32
# more than 25%		26	3	16	10
# 10-25%		25	3	7	13
# 0-10%		12	2	3	6
# less than 0%		12	5	4	3
2017: % more than 25%		34.7%	23.1%	53.3%	31.3%
2017: % 10-25%		33.3%	23.1%	23.3%	40.6%
2017: % 0-10%		16.0%	15.4%	10.0%	18.8%
2017: % less than 0%		16.0%	38.5%	13.3%	9.4%



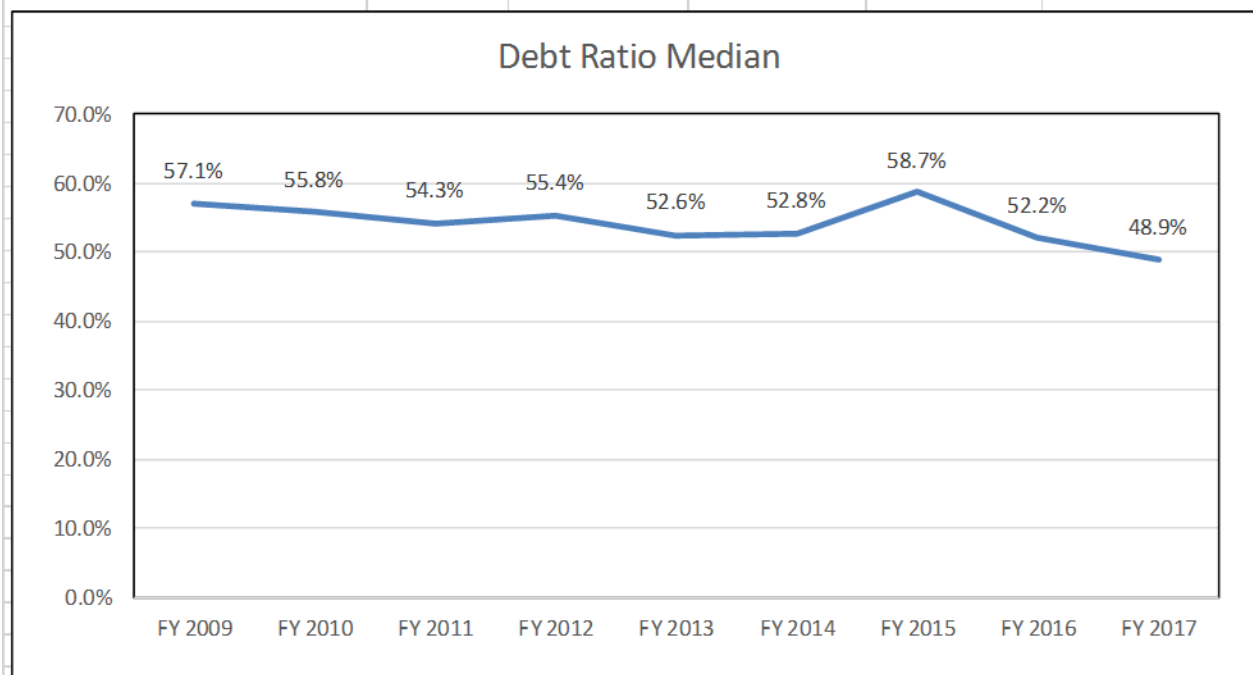
Savings Indicator: This measure compares annual operating surpluses or losses against annual expenses. A positive ratio would indicate some level of increase in savings.

		All	Revenues \$300k to \$2m	Revenues \$2m to \$10m	Revenues \$10m +
Savings Indicator		Definition: (Revenue - Expenses)/Total Expense			
Substandard Ratio*		Less than 2%	Less than 2%	Less than 2%	Less than 2%
Median FY2009	FY 2009	0.0%	-1.7%	0.1%	0.4%
Median FY2010	FY 2010	0.3%	1.3%	0.0%	0.8%
Median FY2011	FY 2011	0.1%	-0.4%	0.1%	-0.2%
Median FY2012	FY 2012	0.3%	0.3%	0.3%	0.4%
Median FY 2013	FY 2013	0.6%	-0.1%	0.3%	0.6%
Median FY 2014	FY 2014	0.2%	3.3%	-0.1%	0.4%
Median FY 2015	FY 2015	0.3%	0.2%	-0.1%	0.6%
Median FY 2016	FY 2016	0.4%	-2.4%	0.5%	1.0%
Median FY 2017	FY 2017	0.0%	-2.1%	0.09%	0.03%
# of Nonprofits sampled - 2017		75	13	30	32
# more than 5%		10	2	9	2
# 2-5%		7	1	3	3
# 0-2%		22	1	6	15
# less than 0%		36	9	12	12
2017: % more than 5%		13.3%	15.4%	30.0%	6.3%
2017: % 2-5%		9.3%	7.7%	10.0%	9.4%
2017: % 0-2%		29.3%	7.7%	20.0%	46.9%
2017: % less than 0%		48.0%	69.2%	40.0%	37.5%



Debt Ratio: This measure compares total debt to total assets. The higher the percentage of debt, the less financial flexibility an entity has.

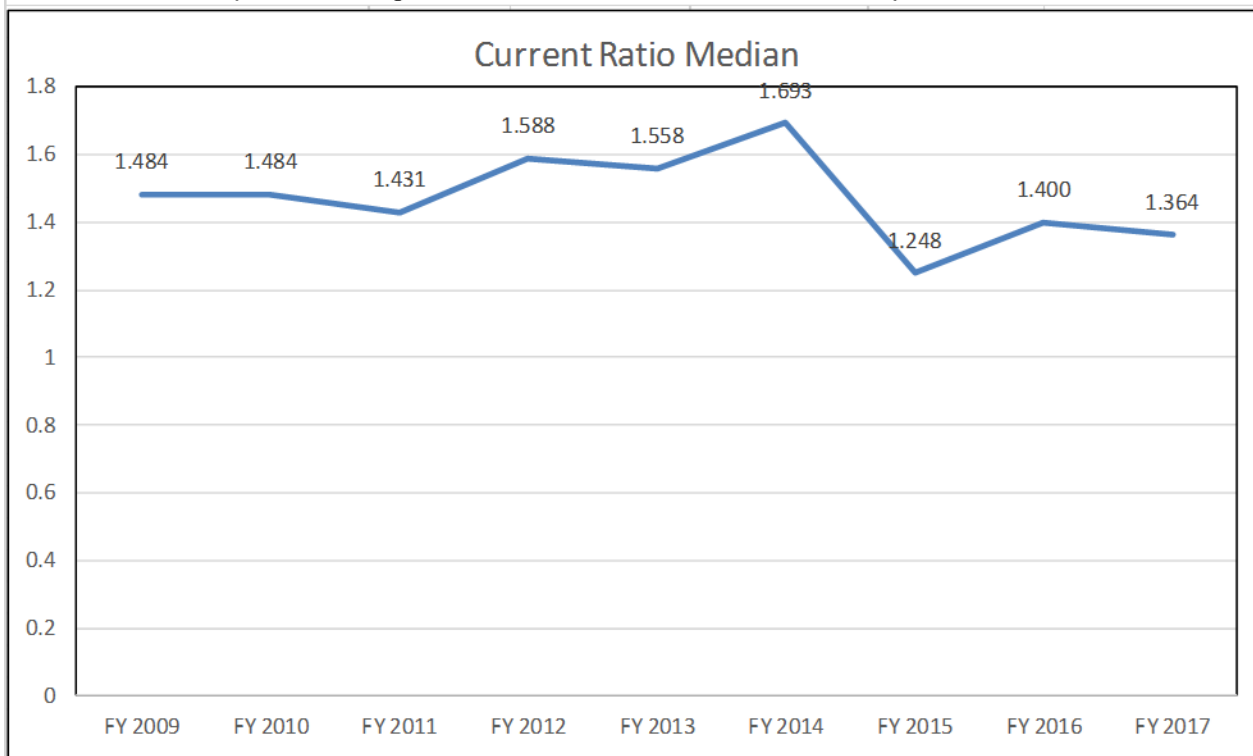
		All	Revenues \$300k to \$2m	Revenues \$2m to \$10m	Revenues \$10m +
Debt Ratio <i>Definition: Average Total Debt/Average Total Assets</i>					
Substandard Ratio*		Over 50%	Over 50%	Over 50%	Over 50%
Median FY2009	FY 2009	57.1%	49.0%	53.7%	63.1%
Median FY2010	FY 2010	55.8%	48.0%	59.9%	59.2%
Median FY2011	FY 2011	54.3%	57.4%	51.0%	53.3%
Median FY2012	FY 2012	55.4%	66.8%	54.4%	55.1%
Median FY 2013	FY 2013	52.6%	59.0%	36.9%	52.2%
Median FY 2014	FY 2014	52.8%	59.1%	45.7%	59.2%
Median FY 2015	FY 2015	58.7%	59.3%	45.9%	61.9%
Median FY 2016	FY 2016	52.2%	38.7%	49.7%	52.6%
Median FY 2017	FY 2017	48.9%	63.8%	45.2%	48.9%
# of Nonprofits sampled - 2017		75	13	30	32
# more than 100%		4	4	3	4
# 50-100%		10	5	9	10
# 25-50%		13	1	7	13
# 0-25%		5	3	11	5
2017: % more than 100%		12.5%	30.8%	10.0%	12.5%
2017: % 50-100%		31.3%	38.5%	30.0%	31.3%
2017: % 25-50%		40.6%	7.7%	23.3%	40.6%
2017: % 0-25%		15.6%	23.1%	36.7%	15.6%



Current Ratio: This is another liquidity measure in which current (i.e. more liquid) assets are compared to current (i.e. more immediate) liabilities.

		All	Revenues \$300k to \$2m	Revenues \$2m to \$10m	Revenues \$10m +
Current Ratio		<i>Definition: Current Assets/Current Liabilities</i>			
Substandard Ratio*		Under 2	Under 2	Under 2	Under 2
Median FY2009	FY 2009	1.484	2.061	1.321	1.495
Median FY2010	FY 2010	1.484	1.856	1.300	1.613
Median FY2011	FY 2011	1.431	1.497	1.409	1.430
Median FY2012	FY 2012	1.588	1.558	1.558	1.630
Median FY 2013	FY 2013	1.558	1.262	1.987	1.558
Median FY 2014	FY 2014	1.693	1.751	1.742	1.388
Median FY 2015	FY 2015	1.248	1.176	1.150	1.315
Median FY 2016	FY 2016	1.400	1.219	1.390	1.392
Median FY 2017	FY 2017	1.364	1.043	1.873	1.212
# of Nonprofits sampled - 2017		75	13	30	32
# 2 or more		22	2	14	6
# 1-2		30	5	9	15
# 0-1		23	6	7	11
2017: % with ratio of 2 or more		29.3%	15.4%	46.7%	18.8%
2017: % with ratio between 1 - 2		40.0%	38.5%	30.0%	46.9%
2017: % with ratio between 0 - 1		30.7%	46.2%	23.3%	34.3%

* The designation of substandard ratios were developed by the Private Provider Cost Increases, Financial Condition & Sources of Revenue Work Group of the Commission on Non-Profit Health and Human Services based on their review of the literature. The exception is the Savings Indicator standard, which is based on work done by the Boston Foundation.



* The designation of substandard ratios were developed by the Private Provider Cost Increases, Financial Condition & Sources of Revenue Work group of the Commission on Nonprofit Health and Human Services based on their review of the literature. The exception is the Savings Indicator standard, which is based on work done by the Boston Foundation.

G. Inquiries

For further information concerning the detailed contract data included in this report, contact the contracting state agency as follows:

Department of Children and Families	Melanie Sparks	(860) 550-6545
Department of Correction	Michael Lettieri	(860) 692-6261
Department of Developmental Services	David David	(860) 418-6040
Department of Mental Health & Addiction Services	Megan Sopelak	(860) 418-6838
Department of Public Health	Bruce Wallen	(860) 509-7121
Department of Social Services	Diana Speranza	(860) 424-5728
State Department of Aging, Department of Housing, Office of Early Childhood Education, Department Of Rehabilitation Services	Megan Sopelak	(860) 418-6838

For information regarding the recent POS activity as well as the financial ratios, please contact Valerie Clark at OPM at (860) 418-6313 or at Valerie.clark@ct.gov.



	Agency Name	Total Number of Contracts *	Total Contract Amount	FY 2018 General Fund Payments*	FY 2018 Federal Fund Payments	FY 2018 All Other Fund Payments
DCF	Department of Children and Families	111	\$ 851,511,093	\$ 186,552,031	\$ 5,034,221	\$ 1,976,884
DDS	Department of Developmental Services	295	\$ 6,017,237,165	\$ 229,801,181	\$ 1,822	\$ 487,520,869
DOC	Department of Correction	32	\$ 245,883,876	\$ 32,058,414	\$ 440,337	\$ 19,045
DOH	Department of Housing	73	\$ 774,684,997	\$ 78,550,014	\$ 96,499,582	\$ -
DPH	Department of Public Health	211	\$ 265,236,740	\$ 12,348,124	\$ 16,954,143	\$ 12,765,420
DSS	Department of Social Services	131	\$ 1,536,730,223	\$ 91,333,146	\$ 141,458,895	\$ 1,147,768
DMHAS	Department of Mental Health & Addiction Services	287	\$ 726,391,015	\$ 247,405,558	\$ 28,448,214	\$ 12,574,283
OEC	Office of Early Childhood	154	\$ 504,248,409	\$ 58,878,844	\$ 18,790,001	\$ 4,166,666
SDA	State Department of Aging	47	\$ 111,399,083	\$ 2,671,284	\$ 8,848,258	\$ 107,585
SDR	Department of Rehabilitative Services	99	\$ 110,673,550	\$ 944,763	\$ 11,622,663	\$ 3,373,509
Grand Total		1440	\$ 11,143,996,151	\$ 940,543,360	\$ 328,098,136	\$ 523,652,030
* Some contracts involve multiple programs, while other contracts are for one program. The detailed report contains the programs by contract.						



Agency	Supplier	Contract #	Description	Begin Date	Expire Date	Contract Amount	General Fund Payments	Federal Fund Payments	Other Fund Payments	Competitive
DCF	ABCD INC	15DCF0084AA	2018-Therapeutic Child Care	7/1/2014	6/30/2018	\$ 1,165,631	\$ 300,100	\$ 7,510		Y
DCF	ADELBROOK COMMUNITY SERVICES INC	16DCF0099AA	2018 TGH - Esther House	7/1/2015	6/30/2019	\$ 11,384,613	\$ 938,709			Y
DCF	ADELBROOK COMMUNITY SERVICES INC	16DCF0099AA	2018 TGH - Isaiah House	7/1/2015	6/30/2019		\$ 938,709			Y
DCF	ADELBROOK COMMUNITY SERVICES INC	16DCF0099AA	2018 TGH - Potter House	7/1/2015	6/30/2019		\$ 938,709			Y
DCF	ADVANCED BEHAVIORIAL HEALTH INC	16DCF0260AA	2018 MDFT	7/1/2015	6/30/2019	\$ 23,290,556	\$ 756,335		\$ 152,636	Y
DCF	ADVANCED BEHAVIORIAL HEALTH INC	16DCF0260AA	2018 MENTAL HEALTH EARLY CHILDHOOD	7/1/2015	6/30/2019		\$ 2,185,182	\$ 10,400		Y
DCF	ADVANCED BEHAVIORIAL HEALTH INC	16DCF0260AA	2018 MST-BSF	7/1/2015	6/30/2019		\$ 328,571			Y
DCF	ADVANCED BEHAVIORIAL HEALTH INC	16DCF0260AA	2018 MST-FIT	7/1/2015	6/30/2019		\$ 115,918			Y
DCF	ADVANCED BEHAVIORIAL HEALTH INC	16DCF0260AA	2018 MST-IPV	7/1/2015	6/30/2019			\$ 5,000		Y
DCF	ADVANCED BEHAVIORIAL HEALTH INC	16DCF0260AA	2018 MST-PIP	7/1/2015	6/30/2019		\$ 89,558			Y
DCF	ADVANCED BEHAVIORIAL HEALTH INC	16DCF0260AA	2018 MST-PSB	7/1/2015	6/30/2019		\$ 137,587			Y
DCF	ADVANCED BEHAVIORIAL HEALTH INC	16DCF0260AA	2018 MST-PSB REGION 5 & 6	7/1/2015	6/30/2019		\$ 33,436			Y
DCF	ADVANCED BEHAVIORIAL HEALTH INC	16DCF0260AA	2018 MST-QA	7/1/2015	6/30/2019		\$ 182,304		\$ 467,000	Y
DCF	ADVANCED BEHAVIORIAL HEALTH INC	16DCF0260AA	2018 MST-TAY QA	7/1/2015	6/30/2019		\$ 157,000			Y
DCF	ADVANCED BEHAVIORIAL HEALTH INC	16DCF0260AA	2018 PROJECT SAFE-CASE MANAGEMENT & RECOVERY SUPPORT	7/1/2015	6/30/2019		\$ 1,214,791			Y
DCF	ADVANCED BEHAVIORIAL HEALTH INC	16DCF0260AA	2018 PROJECT SAFE-EVALUATION	7/1/2015	6/30/2019		\$ 900,365			Y
DCF	ADVANCED BEHAVIORIAL HEALTH INC	16DCF0260AA	2018 PROJECT SAFE-FASD	7/1/2015	6/30/2019		\$ 28,430			Y
DCF	ADVANCED BEHAVIORIAL HEALTH INC	18DCF6836AA	Fiduciary for Wraparound Funds	10/1/2017	6/30/2020	\$ 8,250,000	\$ 1,135,773			N
DCF	ALMADA LODGE/TIMES FARM CAMP	16DCF0342AA	2018-Sibling Connections Camp	7/1/2015	6/30/2018	\$ 243,000	\$ 60,861			Y
DCF	AMPS INC	16DCF0232AA	MULTIDISCIPLINARY TEAM (MDT) 5018	7/1/2015	6/30/2018	\$ 143,880	\$ 47,960			Y
DCF	BEACON HEALTH OPTIONS INC	18DCF0362	2018 Access Mental Health	7/1/2017	6/30/2020	\$ 12,144,215	\$ 1,699,624			Y
DCF	BEACON HEALTH OPTIONS INC	18DCF0362	2018 Congregate Care - Fed	7/1/2017	6/30/2020			\$ 272,898		Y
DCF	BEACON HEALTH OPTIONS INC	18DCF0362	2018 Congregate Care - St	7/1/2017	6/30/2020		\$ 2,000,000			Y
DCF	BEACON HEALTH OPTIONS INC	18DCF0362	2018 First Episodes	7/1/2017	6/30/2020			\$ 180,718		Y
DCF	BOYS & GIRLS VILLAGE INC	16DCF0047AA	2018 EDT-Bridgeport	7/1/2015	6/30/2020	\$ 13,172,963	\$ 387,724			Y
DCF	BOYS & GIRLS VILLAGE INC	16DCF0047AA	2018 MDFT	7/1/2015	6/30/2020		\$ 742,526			Y
DCF	BOYS & GIRLS VILLAGE INC	16DCF0047AA	2018 MST-PSB	7/1/2015	6/30/2020		\$ 500,000			Y
DCF	BOYS & GIRLS VILLAGE INC	16DCF0047AA	2018 RTFTS	7/1/2015	6/30/2020		\$ 275,569	\$ 71,422		Y
DCF	BOYS & GIRLS VILLAGE INC	16DCF0047AA	2018 W2L	7/1/2015	6/30/2020		\$ 394,447	\$ 143,228		Y
DCF	BRIDGEPORT HOSPITAL FOUNDATION INC	16DCF0279AB	2018-Early Childhood Services-Child First	7/1/2015	6/30/2019	\$ 3,934,688	\$ 983,672			Y
DCF	BRIDGES HEALTHCARE INC	15DCF0026AA	2018-Care Coordination	7/1/2014	6/30/2019	\$ 5,065,306	\$ 543,350	\$ 44,444		Y
DCF	BRIDGES HEALTHCARE INC	15DCF0026AA	2018-Outpatient Psychiatric Clinic for Children	7/1/2014	6/30/2019		\$ 284,282			Y
DCF	BRISTOL HOSPITAL INC	16DCF0035AA	2018-Parenting Support Services	7/1/2015	6/30/2019	\$ 209,949	\$ 53,610			Y



Agency	Supplier	Contract #	Description	Begin Date	Expire Date	Contract Amount	General Fund Payments	Federal Fund Payments	Other Fund Payments	Competitive
DCF	CAPITOL REGION EDUCATION COUNCIL	16DCF0043AA	2018-Multidisciplinary Examination Services	7/1/2015	6/30/2020	\$ 1,084,750	\$ 92,597			Y
DCF	CAPITOL REGION EDUCATION COUNCIL	16DCF0043AA	2018-Parenting Support Services	7/1/2015	6/30/2020		\$ 120,301			Y
DCF	CATHOLIC CHARITIES INC	16DCF0091AA	2018 FOSTERING RESPONSIBLTY EDUCATION AND EMPLOYMENT(FREE)-REGION 4	7/1/2015	6/30/2018	\$ 6,964,639	\$ 696,651			Y
DCF	CATHOLIC CHARITIES INC	16DCF0091AA	2018 INTERMEDIATE EVALUATION FOR JUVENILE JUSTICE INVOLVED CHIDREN AND YOUTH-(IE)-REGIONS 1,2,5	7/1/2015	6/30/2018		\$ 278,273			Y
DCF	CATHOLIC CHARITIES INC	16DCF0091AA	2018 MULTI-DIMENSIONAL FAMILY THERAPY-(MDFT)	7/1/2015	6/30/2018		\$ 625,251			Y
DCF	CATHOLIC CHARITIES INC	16DCF0091AA	2018 OUTPATIENT PSYCHIATRIC CLINIC FOR CHILDREN-CHILD GUIDANCE CLINIC	7/1/2015	6/30/2018		\$ 190,822			Y
DCF	CATHOLIC CHARITIES INC	16DCF0091AA	2018 PARENTING SUPPORT SERVICES PROGRAM-HARTFORD, WATERBURY, MERIDEN	7/1/2015	6/30/2018		\$ 464,451			Y
DCF	CHARLOTTE HUNGERFORD HOSP	15DCF0095AA	Early Childhood Services---Child First 2018	7/1/2014	6/30/2018	\$ 2,889,108	\$ 171,428			Y
DCF	CHARLOTTE HUNGERFORD HOSP	15DCF0095AA	Extended Day Treatment- 2018	7/1/2014	6/30/2018		\$ 285,907			Y
DCF	CHARLOTTE HUNGERFORD HOSP	15DCF0095AA	Multidisciplinary Team- 2018	7/1/2014	6/30/2018		\$ 42,532	\$ 20,000		Y
DCF	CHARLOTTE HUNGERFORD HOSP	15DCF0095AA	Psychiatric Clinic for Children- 2018	7/1/2014	6/30/2018		\$ 303,227			Y
DCF	CHILD & FAMILY AGENCY SOUTHEASTERN CT	16DCF0001AA	FUNCTIONAL FAMILY THERAPY (FFT)-NH/GNH/MERIDEN- 2018	7/1/2015	6/30/2019	\$ 14,462,937	\$ 98,525			Y
DCF	CHILD & FAMILY AGENCY SOUTHEASTERN CT	16DCF0001AA	FUNCTIONAL FAMILY THERAPY (FFT)-NORWICH-2018	7/1/2015	6/30/2019		\$ 93,193			Y
DCF	CHILD & FAMILY AGENCY SOUTHEASTERN CT	16DCF0001AA	INTENSIVE FAM PRES. IFP-REGION 3-2018	7/1/2015	6/30/2019		\$ 286,192			Y
DCF	CHILD & FAMILY AGENCY SOUTHEASTERN CT	16DCF0001AA	INTIMATE PARTN VIOL.-FAIR(IPV-FAIR-2018	7/1/2015	6/30/2019		\$ 98,301			Y
DCF	CHILD & FAMILY AGENCY SOUTHEASTERN CT	16DCF0001AA	OUTPATIENT PSYCH CLINIC FOR CHILDREN NEW LONDON- 2018	7/1/2015	6/30/2019		\$ 209,017			Y
DCF	CHILD & FAMILY AGENCY SOUTHEASTERN CT	16DCF0001AA	REUNIF & THERAP FAM TIME SVCES-2018	7/1/2015	6/30/2019		\$ 142,924	\$ 37,043		Y
DCF	CHILD AND FAMILY AGENCY OF SOUTHEASTERN	16DCF0001AA	FUNCTIONAL FAMILY THERAPY (FFT)-NH/GNH/MERIDEN- 2018	7/1/2015	6/30/2019		\$ 292,362			Y
DCF	CHILD AND FAMILY AGENCY OF SOUTHEASTERN	16DCF0001AA	FUNCTIONAL FAMILY THERAPY (FFT)-NORWICH-2018	7/1/2015	6/30/2019		\$ 276,540			Y
DCF	CHILD AND FAMILY AGENCY OF SOUTHEASTERN	16DCF0001AA	INTENSIVE FAM PRES. IFP-REGION 3-2018	7/1/2015	6/30/2019		\$ 784,003			Y
DCF	CHILD AND FAMILY AGENCY OF SOUTHEASTERN	16DCF0001AA	INTIMATE PARTN VIOL.-FAIR(IPV-FAIR-2018	7/1/2015	6/30/2019		\$ 284,700			Y
DCF	CHILD AND FAMILY AGENCY OF SOUTHEASTERN	16DCF0001AA	OUTPATIENT PSYCH CLINIC FOR CHILDREN NEW LONDON- 2018	7/1/2015	6/30/2019		\$ 620,237			Y
DCF	CHILD AND FAMILY AGENCY OF SOUTHEASTERN	16DCF0001AA	REUNIF & THERAP FAM TIME SVCES-2018	7/1/2015	6/30/2019		\$ 376,741	\$ 109,922		Y
DCF	CHILD FIRST INC	17DCF0359AA	CHILD FIRST Consultation and Evaluation-2018	7/1/2016	6/30/2021	\$ 1,857,945	\$ 371,589			Y
DCF	CHILD GUIDANCE CENTER OF MID-FAIRFIELD	18DCF0143	2018-Early Childhood Services-Child First	7/1/2017	6/30/2020	\$ 3,992,268	\$ 433,481			Y
DCF	CHILD GUIDANCE CENTER OF MID-FAIRFIELD	18DCF0143	2018-Extended Day Treatment	7/1/2017	6/30/2020		\$ 336,362			Y
DCF	CHILD GUIDANCE CENTER OF MID-FAIRFIELD	18DCF0143	2018-Outpatient Psychiatric Clinic for Children	7/1/2017	6/30/2020		\$ 560,913			Y



Agency	Supplier	Contract #	Description	Begin Date	Expire Date	Contract Amount	General Fund Payments	Federal Fund Payments	Other Fund Payments	Competitive
DCF	CHILD GUIDANCE CENTER OF SOUTHERN	16DCF0062AA	CARE COORDINATION 2018	7/1/2015	6/30/2018	\$ 5,001,394	\$ 375,450			Y
DCF	CHILD GUIDANCE CENTER OF SOUTHERN	16DCF0062AA	CARE COORDINATION Region I-2018	7/1/2015	6/30/2018			\$ 44,444		Y
DCF	CHILD GUIDANCE CENTER OF SOUTHERN	16DCF0062AA	EARLY CHILDHOOD SERVICES- CHILD FIRST 2018	7/1/2015	6/30/2018		\$ 415,173			Y
DCF	CHILD GUIDANCE CENTER OF SOUTHERN	16DCF0062AA	INTENSIVE HOME-BASED SERVICES: MULTIDIMENSIONAL FAMILY THERAPY (MDF) 2018	7/1/2015	6/30/2018		\$ 270,189			Y
DCF	CHILD GUIDANCE CENTER OF SOUTHERN	16DCF0062AA	MULTIDISCIPLINARY TEAM (MDT) 2018	7/1/2015	6/30/2018		\$ 44,037	\$ 18,699		Y
DCF	CHILD GUIDANCE CENTER OF SOUTHERN	16DCF0062AA	OUTPATIENT PSYCH CLINIC FOR CHILDREN 2018	7/1/2015	6/30/2018		\$ 516,303			Y
DCF	CHILD GUIDANCE CLINIC FOR CENTRAL	16DCF0051AA	INTIMATE PARTNER VIOLENCE-FAMILY ASSESSMENT INTERVENTION RESPONSE-IPV-FAIR 2018	7/1/2015	6/30/2019	\$ 4,282,205	\$ 367,827			Y
DCF	CHILD GUIDANCE CLINIC FOR CENTRAL	16DCF0051AA	OUTPATIENT PSYCH CLINIC FOR CHILDREN 2018	7/1/2015	6/30/2019		\$ 490,454			Y
DCF	CHILD GUIDANCE CLINIC FOR CENTRAL	16DCF0051AA	PARENTING SUPPORT SERVICES formerly-- TRIPLE P POSITIVE PARENTING PROGRAM 2018	7/1/2015	6/30/2019		\$ 269,428			Y
DCF	CHILD HEALTH AND DEVELOPMENT	16DCF0348AA	2018 Performance Improvement Center	7/1/2015	6/30/2020	\$ 2,496,250	\$ 426,047	\$ 65,000		Y
DCF	CITY OF BRIDGEPORT	16DCF0101AA	2018-Parenting Support Services	7/1/2015	6/30/2020	\$ 485,491	\$ 98,753			Y
DCF	CITY OF HARTFORD	16DCF0351AA	2018 JUVENILE REVIEW BOARD	7/1/2015	6/30/2018	\$ 681,750	\$ 220,057			Y
DCF	CLIFFORD W BEERS GUIDANCE CLINIC INC	15DCF0016AA	2018 Care Coordination	7/1/2014	6/30/2019	\$ 30,254,396	\$ 485,630	\$ 44,444		Y
DCF	CLIFFORD W BEERS GUIDANCE CLINIC INC	15DCF0016AA	2018 Child Guidance Clinic	7/1/2014	6/30/2019		\$ 722,418			Y
DCF	CLIFFORD W BEERS GUIDANCE CLINIC INC	15DCF0016AA	2018 MDT	7/1/2014	6/30/2019		\$ 64,027	\$ 20,000		Y
DCF	CLIFFORD W BEERS GUIDANCE CLINIC INC	15DCF0016AA	2018 New Haven Trauma	7/1/2014	6/30/2019		\$ 979,320			Y
DCF	CLIFFORD W BEERS GUIDANCE CLINIC INC	15DCF0016AA	2018-Child First	7/1/2014	6/30/2019		\$ 434,543			Y
DCF	CLIFFORD W BEERS GUIDANCE CLINIC INC	15DCF0016AA	2018-Community Support for Families	7/1/2014	6/30/2019		\$ 542,454			Y
DCF	CLIFFORD W BEERS GUIDANCE CLINIC INC	15DCF0016AA	2018-Community Support Team	7/1/2014	6/30/2019		\$ 169,776			Y
DCF	CLIFFORD W BEERS GUIDANCE CLINIC INC	15DCF0016AA	2018-Elm City Project Launch	7/1/2014	6/30/2019			\$ 214,992		Y
DCF	CLIFFORD W BEERS GUIDANCE CLINIC INC	15DCF0016AA	2018-EMPS	7/1/2014	6/30/2019		\$ 2,021,326			Y
DCF	CLIFFORD W BEERS GUIDANCE CLINIC INC	15DCF0016AA	2018-JOTLAB	7/1/2014	6/30/2019		\$ 314,456			Y
DCF	COMMUNICARE INC	18DCF0356	2018 COMMUNITY SUPPORT FOR FAMILIES	7/1/2017	6/30/2020	\$ 1,807,131	\$ 602,377			Y
DCF	COMMUNITY CHILD GUIDANCE CLINIC INC	18DCF1022	MULTIDISCIPLINARY TEAM (MDT) 2018	7/1/2017	6/30/2022	\$ 2,635,135	\$ 47,959			Y
DCF	COMMUNITY CHILD GUIDANCE CLINIC INC	18DCF1022	OUTPATIENT PSYCH CLINIC FOR CHILDREN 2018	7/1/2017	6/30/2022		\$ 479,067			Y
DCF	COMMUNITY HEALTH CENTER INC	16DCF0041AA	MULTIDISCIPLINARY EVALUATION (MDE) CLINIC -- 2018	7/1/2015	6/30/2018	\$ 1,171,790	\$ 36,505			Y
DCF	COMMUNITY HEALTH CENTER INC	16DCF0041AA	OUTPATIENT PSYCH CLINIC FOR CHILDREN-- 2018	7/1/2015	6/30/2018		\$ 223,724			Y
DCF	COMMUNITY HEALTH CENTER INC	16DCF0041AA	PARENTING SUPPORT SERVICES-FORMERLY--- TRIPLE P (POSITIVE PARENTING PROGRAM) -- 2018	15 7/1/2015	6/30/2018		\$ 93,110			Y



Agency	Supplier	Contract #	Description	Begin Date	Expire Date	Contract Amount	General Fund Payments	Federal Fund Payments	Other Fund Payments	Competitive
DCF	COMMUNITY HEALTH RESOURCES INC	16DCF0013AA	2018 ACRA/ACC Region 3	7/1/2015	6/30/2020		\$ 288,371			Y
DCF	COMMUNITY HEALTH RESOURCES INC	16DCF0013AA	2018 ACRA/ACC Region 4	7/1/2015	6/30/2020		\$ 242,158		\$ 46,213	Y
DCF	COMMUNITY HEALTH RESOURCES INC	16DCF0013AA	2018 Care Coordination	7/1/2015	6/30/2020		\$ 792,760	\$ 44,444		Y
DCF	COMMUNITY HEALTH RESOURCES INC	16DCF0013AA	2018 Caregiver Support Team	7/1/2015	6/30/2020		\$ 1,209,524			Y
DCF	COMMUNITY HEALTH RESOURCES INC	16DCF0013AA	2018 Child Guidance Clinic	7/1/2015	6/30/2020		\$ 365,089			Y
DCF	COMMUNITY HEALTH RESOURCES INC	16DCF0013AA	2018 COMMUNITY SUPPORT FOR FAMILIES	7/1/2015	6/30/2020		\$ 1,492,988			Y
DCF	COMMUNITY HEALTH RESOURCES INC	16DCF0013AA	2018 EMPS	7/1/2015	6/30/2020		\$ 1,449,018			Y
DCF	COMMUNITY HEALTH RESOURCES INC	16DCF0013AA	2018 FBR	7/1/2015	6/30/2020		\$ 324,210			Y
DCF	COMMUNITY HEALTH RESOURCES INC	16DCF0013AA	2018 FFT	7/1/2015	6/30/2020		\$ 399,977			Y
DCF	COMMUNITY HEALTH RESOURCES INC	16DCF0013AA	2018 IPV-FAIR	7/1/2015	6/30/2020		\$ 390,000			Y
DCF	COMMUNITY HEALTH RESOURCES INC	16DCF0013AA	2018 MDFT	7/1/2015	6/30/2020		\$ 824,490			Y
DCF	COMMUNITY HEALTH RESOURCES INC	16DCF0013AA	2018 MDT	7/1/2015	6/30/2020		\$ 47,960			Y
DCF	COMMUNITY HEALTH RESOURCES INC	16DCF0013AA	2018 Parenting Support Services	7/1/2015	6/30/2020		\$ 226,042			Y
DCF	COMMUNITY HEALTH RESOURCES INC	16DCF0013AA	2018 TGH Brook House	7/1/2015	6/30/2020		\$ 1,039,498			Y
DCF	COMMUNITY HEALTH RESOURCES INC	16DCF0013AA	2018 TGH Grant House	7/1/2015	6/30/2020		\$ 987,851			Y
DCF	COMMUNITY HEALTH RESOURCES INC	16DCF0013AA	2018 TGH Mills House	7/1/2015	6/30/2020		\$ 964,831			Y
DCF	COMMUNITY HEALTH RESOURCES INC	16DCF0013AA	2018-ASSERT	7/1/2015	6/30/2020			\$ 62,444		Y
DCF	COMMUNITY HEALTH RESOURCES INC	16DCF0013AA	2018-MST-BSF	7/1/2015	6/30/2020	\$ 57,695,931	\$ 435,000			Y
DCF	COMMUNITY MENTAL HEALTH AFFILIATES INC	15DCF0053AA	2018-Extended Day Treatment-NB	7/1/2014	6/30/2019	\$ 18,229,086	\$ 168,088			Y
DCF	COMMUNITY MENTAL HEALTH AFFILIATES INC	15DCF0053AA	2018-Extended Day Treatment-Waterbury	7/1/2014	6/30/2019		\$ 302,727			Y
DCF	COMMUNITY MENTAL HEALTH AFFILIATES INC	15DCF0053AA	2018-Family Based Recovery-Region 5	7/1/2014	6/30/2019		\$ 324,210			Y
DCF	COMMUNITY MENTAL HEALTH AFFILIATES INC	15DCF0053AA	2018-Family Based Recovery-Region 6	7/1/2014	6/30/2019		\$ 616,384			Y
DCF	COMMUNITY MENTAL HEALTH AFFILIATES INC	15DCF0053AA	2018-Intensive Family Preservation	7/1/2014	6/30/2019		\$ 777,253			Y
DCF	COMMUNITY MENTAL HEALTH AFFILIATES INC	15DCF0053AA	2018-Multidisciplinary Team	7/1/2014	6/30/2019		\$ 46,402	\$ 20,000		Y
DCF	COMMUNITY MENTAL HEALTH AFFILIATES INC	15DCF0053AA	2018-Outpatient Psychiatric Clinic for Children - NB	7/1/2014	6/30/2019		\$ 372,564			Y
DCF	COMMUNITY MENTAL HEALTH AFFILIATES INC	15DCF0053AA	2018-Outpatient Psychiatric Clinic for Children-Torrington	7/1/2014	6/30/2019		\$ 241,038			Y
DCF	COMMUNITY MENTAL HEALTH AFFILIATES INC	15DCF0053AA	2018-Parenting Support Services	7/1/2014	6/30/2019		\$ 140,839			Y
DCF	COMMUNITY MENTAL HEALTH AFFILIATES INC	15DCF0053AA	2018-Reunification and Therapeutic Family Time Services	7/1/2014	6/30/2019		\$ 562,012	\$ 128,560		Y



Agency	Supplier	Contract #	Description	Begin Date	Expire Date	Contract Amount	General Fund Payments	Federal Fund Payments	Other Fund Payments	Competitive
DCF	COMMUNITY RESIDENCES INC	14DCF0304AA	2018-STAR Hartford	7/1/2013	6/30/2018	\$ 15,980,882	\$ 529,347			Y
DCF	COMMUNITY RESIDENCES INC	14DCF0304AA	2018-Therapeutic G.H.-North Acre	7/1/2013	6/30/2018		\$ 731,405			Y
DCF	CONNECTICUT ASSOCIATION OF	16DCF0082AA	2018 FOSTER AND ADOPTIVE PARENT SUPPORT SERVICES	7/1/2015	6/30/2019	\$ 8,089,080	\$ 2,022,270			Y
DCF	CONNECTICUT CHILDRENS MEDICAL CENTER	14DCF0350AA	Care Coordination: Health Care Worker Medical Model 2018	7/1/2013	6/30/2018	\$ 2,937,004	\$ 12,603			Y
DCF	CONNECTICUT CHILDRENS MEDICAL CENTER	14DCF0350AA	CHILD ABUSE CENTER OF EXCELLENCE - 2018	7/1/2013	6/30/2018		\$ 466,855	\$ 220,500		Y
DCF	CONNECTICUT CHILDRENS MEDICAL CENTER	15DCF6725AA	Implementation of the Intimate Partner Violence Service	10/1/2014	6/30/2017	\$ 1,351,200	\$ 244,609			N
DCF	CONNECTICUT JUNIOR REPUBLIC ASSOCIATION	16DCF0006AA	2018 ACRA/ACC - Region 6	7/1/2015	6/30/2018	\$ 11,843,347	\$ 16,516		\$ 203,333	Y
DCF	CONNECTICUT JUNIOR REPUBLIC ASSOCIATION	16DCF0006AA	2018 ACRA/ACC - Region 5	7/1/2015	6/30/2018		\$ 288,371			Y
DCF	CONNECTICUT JUNIOR REPUBLIC ASSOCIATION	16DCF0006AA	2018 ASSERT	7/1/2015	6/30/2018			\$ 62,444		Y
DCF	CONNECTICUT JUNIOR REPUBLIC ASSOCIATION	16DCF0006AA	2018 FREE - Region 6	7/1/2015	6/30/2018		\$ 488,737			Y
DCF	CONNECTICUT JUNIOR REPUBLIC ASSOCIATION	16DCF0006AA	2018 FREE - Region 5	7/1/2015	6/30/2018		\$ 561,535			Y
DCF	CONNECTICUT JUNIOR REPUBLIC ASSOCIATION	16DCF0006AA	2018 MDFT	7/1/2015	6/30/2018		\$ 1,720,066			Y
DCF	CONNECTICUT JUNIOR REPUBLIC ASSOCIATION	16DCF0006AA	2018 TGH - Winchester	7/1/2015	6/30/2018		\$ 938,709			Y
DCF	CONNECTICUT RENAISSANCE INC	16DCF0325AA	MULTIDIMENSIONAL FAMILY THERAPY (MDFT) 2018	7/1/2015	6/30/2019	\$ 1,128,344	\$ 282,086			Y
DCF	CONNECTICUT YOUTH SERVICES ASSOCIATION	18DCF0358	2018-Juvenile Review Board Support and Enhancement-Region 3	7/1/2017	6/30/2022	\$ 1,790,955	\$ 225,243			Y
DCF	CONNECTICUT YOUTH SERVICES ASSOCIATION	18DCF0358	2018-Juvenile Review Board Support and Enhancement-Region 6	7/1/2017	6/30/2022		\$ 132,948			Y
DCF	CONNECTICUT ALLIANCE OF BOYS & GIRLS	14DCF0305AA	2018 COMMUNITY TARGETED RE-ENTRY PROGRAM	7/1/2013	6/30/2018	\$ 2,140,000	\$ 321,292			Y
DCF	CORNELL SCOTT-HILL HEALTH CORPORATION	17DCF0023AA	2018-Outpatient Psychiatric Clinic for Children	7/1/2016	6/30/2021	\$ 2,567,760	\$ 513,552			Y
DCF	COVENANT TO CARE INC	15DCF0112AA	ADOPT A SOCIAL WORKER AND RECRUITMENT-2018	7/1/2014	6/30/2019	\$ 1,257,867	\$ 159,814	\$ 95,275		Y
DCF	DANBURY YOUTH SERV INC	18DCF0116	SFY2018-One on One Mentoring	7/1/2017	6/30/2020	\$ 18,936	\$ 4,955			Y
DCF	DAY KIMBALL HOSPITAL	15DCF0347AA	MULTIDISCIPLINARY TEAM (MDT) 2018	7/1/2014	6/30/2018	\$ 221,182	\$ 10,668	\$ 6,301		Y
DCF	DOMUS KIDS INC	15DCF0117AA	2018 Prison Transportation	7/1/2014	6/30/2019	\$ -	\$ 17,680			Y
DCF	EASTER SEAL REHABILITATION CENTER OF	14DCF0055AA	2018 Foster Parent Support Medically	7/1/2013	6/30/2018	\$ 100,000		\$ 19,266		Y
DCF	EASTERN CT HEALTH NETWORK INC	16DCF0037AA	2018 POSITIVE PARENTING PROGRAM-TRIPLE P	7/1/2015	6/30/2019	\$ 475,834	\$ 119,560			Y
DCF	EXCH CLUB CNTR PREVENTION CHILD	15DCF0161AA	2018 Parenting Support Services	7/1/2014	6/30/2018	\$ 351,607	\$ 89,782			Y
DCF	EXCHANGE CLUB CENTER FOR THE	16DCF0029AA	2018 One on One Mentoring	7/1/2015	6/30/2019	\$ 821,993		\$ 16,250		Y
DCF	EXCHANGE CLUB CENTER FOR THE	16DCF0029AA	2018 PARENTING SUPPORT SERVICES PROGRAM	7/1/2015	6/30/2019		\$ 191,618			Y
DCF	FAMILY & CHILDRENS AGENCY INC	16DCF0054AA	2018 Parenting Support Services formerly-Triple P	7/1/2015	6/30/2018	\$ 3,849,444	\$ 115,494			Y
DCF	FAMILY & CHILDRENS AGENCY INC	16DCF0054AA	2018 Caregiver Support Team	7/1/2015	6/30/2018		\$ 491,575			Y
DCF	FAMILY & CHILDRENS AGENCY INC	16DCF0054AA	2018 IFP	17 7/1/2015	6/30/2018		\$ 827,811			Y



Agency	Supplier	Contract #	Description	Begin Date	Expire Date	Contract Amount	General Fund Payments	Federal Fund Payments	Other Fund Payments	Competitive
DCF	FAMILY AND CHILDREN'S AID INC	16DCF0057AA	2018 Parenting Support Service	7/1/2015	6/30/2018	\$ 18,873,489	\$ 189,961			Y
DCF	FAMILY AND CHILDREN'S AID INC	16DCF0057AA	2018 Care Giver	7/1/2015	6/30/2018		\$ 828,089			Y
DCF	FAMILY AND CHILDREN'S AID INC	16DCF0057AA	2018 Extended Day	7/1/2015	6/30/2018		\$ 521,360			Y
DCF	FAMILY AND CHILDREN'S AID INC	16DCF0057AA	2018 FCAFSG	7/1/2015	6/30/2018		\$ 8,796			Y
DCF	FAMILY AND CHILDREN'S AID INC	16DCF0057AA	2018 MDFT	7/1/2015	6/30/2018		\$ 833,331			Y
DCF	FAMILY AND CHILDREN'S AID INC	16DCF0057AA	2018 MDT	7/1/2015	6/30/2018		\$ 66,303			Y
DCF	FAMILY AND CHILDREN'S AID INC	16DCF0057AA	2018 Outpatient Clinic	7/1/2015	6/30/2018		\$ 308,672			Y
DCF	FAMILY AND CHILDREN'S AID INC	16DCF0057AA	2018 Parenting Class	7/1/2015	6/30/2018		\$ 5,487			Y
DCF	FAMILY AND CHILDREN'S AID INC	16DCF0057AA	2018 RTFTS - Fed	7/1/2015	6/30/2018			\$ 89,553		Y
DCF	FAMILY AND CHILDREN'S AID INC	16DCF0057AA	2018 RTFTS - St	7/1/2015	6/30/2018		\$ 345,521			Y
DCF	FAMILY AND CHILDREN'S AID INC	16DCF0057AA	2018 SFIT	7/1/2015	6/30/2018		\$ 1,017,037			Y
DCF	FAMILY AND CHILDREN'S AID INC	16DCF0057AA	2018 TGH - Boys	7/1/2015	6/30/2018		\$ 987,851			Y
DCF	FAMILY AND CHILDREN'S AID INC	16DCF0057AA	2018 TGH - Girls	7/1/2015	6/30/2018		\$ 1,039,798			Y
DCF	FAMILY CENTERED SERVICES OF CT INC	18DCF0110	CAREGIVER SUPPORT TEAM-REGION 2-- 2018	7/1/2017	6/30/2020	\$ 7,323,579	\$ 738,655			Y
DCF	FAMILY CENTERED SERVICES OF CT INC	18DCF0110	FAMILY BASED RECOVERY (FBR) REGION 2 --- 2018	7/1/2017	6/30/2020		\$ 319,761			Y
DCF	FAMILY CENTERED SERVICES OF CT INC	18DCF0110	INITIMATE PARTNER VIOLENCE-FAMILY ASSESSMENT-(IPV-FAIR) 2018	7/1/2017	6/30/2020		\$ 384,411			Y
DCF	FAMILY CENTERED SERVICES OF CT INC	18DCF0110	MULTISYSTEMIC THERAPY BUILDING STRONGER FAMILIES-MST-BSF NEW HAVEN 2018	7/1/2017	6/30/2020		\$ 435,000			Y
DCF	FAMILY CENTERED SERVICES OF CT INC	18DCF0110	PARENTING SUPPORT SERVICES 2018	7/1/2017	6/30/2020		\$ 542,916			Y
DCF	FAMILY REENTRY INC	16DCF0367AA	2018-Intimate Partner Violence-Family Assessment Intervention Response IPV-FAIR	1/1/2016	6/30/2018	\$ 973,934	\$ 390,000			Y
DCF	FAVOR INC	18DCF0271	2018-Statewide Family Organization	7/1/2017	6/30/2020	\$ 4,630,074	\$ 937,080	\$ 606,278		Y
DCF	FOCUS CENTER FOR AUTISM INC	14DCF0330AA	2018 Therapeutic Group Home	7/1/2013	6/30/2018	\$ 4,693,545	\$ 935,888			Y
DCF	FRANKLIN MEDICAL GROUP PC	18DCF6838AA	Children & Youths with Special Health Care Needs	10/20/2017	8/31/2019	\$ 17,250		\$ 4,375		N
DCF	GENERATIONS FAMILY HEALTH CENTER INC	14DCF0281AA	2018 Multidisciplinary Examination (MDE)	7/1/2013	6/30/2018	\$ 410,051	\$ 123,008			Y
DCF	GILEAD COMMUNITY SERVICES INC	14DCF0293AA	2018 THERAPEUTIC GROUP HOME- ANCHORAGE	7/1/2013	6/30/2018	\$ 4,796,771	\$ 938,709			Y
DCF	GOODWIN COLLEGE INC	18DCF0374	2018-Touchstone Career Enhancement Training Program	12/1/2017	6/30/2020	\$ 309,840		\$ 61,968		Y
DCF	HALL NEIGHBORHOOD HOUSE INC	16DCF0122AA	2018 One on One Mentoring	7/1/2015	6/30/2020	\$ 150,000		\$ 30,000		Y
DCF	HARTFORD BEHAVIORAL HEALTH	16DCF0039AA	2018 MULTI-DIMENSIONAL FAMILY THERAPY (MDFT)-HARTFORD & MANCHESTER	7/1/2015	6/30/2019	\$ 3,188,644	\$ 797,161			Y
DCF	HARTFORD HOSPITAL	15DCF0042AA	2018 EXTENDED DAY TREATMENT	7/1/2014	6/30/2018	\$ 1,782,976	\$ 201,818			Y



Agency	Supplier	Contract #	Description	Begin Date	Expire Date	Contract Amount	General Fund Payments	Federal Fund Payments	Other Fund Payments	Competitive
DCF	HARTFORD HOSPITAL	15DCF0042AA	2018 OUTPATIENT PSYCHIATRIC CLINIC FOR CHILDREN	7/1/2014	6/30/2018		\$ 243,926			Y
DCF	HARTFORD KNIGHTS CORP	17DCF0370AA	2018 Virtual Academy Educational Care Management	8/1/2016	1/31/2018	\$ 150,717		\$ 58,904		Y
DCF	HISPANIC HEALTH COUNCIL	16DCF0128AA	Parenting Support Services formerly--Triple P (Positive Parenting Program) 2018	7/1/2015	6/30/2019	\$ 314,532	\$ 80,315			Y
DCF	HUMAN SERVICES COUNCIL INC	16DCF0132AA	2018 Multidisciplinary Team	7/1/2015	6/30/2019	\$ 250,136	\$ 61,717			Y
DCF	KEY HUMAN SERVICES INC	14DCF0313AA	2018 THERAPEUTIC GROUP HOME-LOVELAND	7/1/2013	6/30/2018	\$ 5,215,210	\$ 1,043,042			Y
DCF	KLINGBERG COMPREHENSIVE FAMILY	16DCF0134AA	2018 EDT	7/1/2015	6/30/2020	\$ 18,762,095	\$ 360,080			Y
DCF	KLINGBERG COMPREHENSIVE FAMILY	16DCF0134AA	2018 IFP - NB	7/1/2015	6/30/2020		\$ 713,855			Y
DCF	KLINGBERG COMPREHENSIVE FAMILY	16DCF0134AA	2018 MDT HFD	7/1/2015	6/30/2020		\$ 83,211			Y
DCF	KLINGBERG COMPREHENSIVE FAMILY	16DCF0134AA	2018 OOMP	7/1/2015	6/30/2020			\$ 18,750		Y
DCF	KLINGBERG COMPREHENSIVE FAMILY	16DCF0134AA	2018 Parenting Support Services	7/1/2015	6/30/2020		\$ 217,529			Y
DCF	KLINGBERG COMPREHENSIVE FAMILY	16DCF0134AA	2018 PREP	7/1/2015	6/30/2020			\$ 89,720		Y
DCF	KLINGBERG COMPREHENSIVE FAMILY	16DCF0134AA	2018 TGH - Nia Sage	7/1/2015	6/30/2020		\$ 938,709			Y
DCF	KLINGBERG COMPREHENSIVE FAMILY	16DCF0134AA	2018 TGH - Phoenix	7/1/2015	6/30/2020		\$ 938,709			Y
DCF	KLINGBERG COMPREHENSIVE FAMILY	16DCF0134AA	2018 Wendy's Wonderful Kids	7/1/2015	6/30/2020		\$ 170,069			Y
DCF	LAWRENCE AND MEMORIAL HOSPITAL	18DCF0137	MULTIDISCIPLINARY TEAM (MDT) 2018	7/1/2017	9/30/2017	\$ 10,200	\$ 5,159	\$ 5,041		Y
DCF	LIFEBRIDGE COMMUNITY SERVICES INC	16DCF0121AA	2018 FREE	7/1/2015	6/30/2019	\$ 1,582,343	\$ 269,750			Y
DCF	LOVE146 INC	17DCF0369AA	2018-Survivor Care	7/1/2016	6/30/2018	\$ 687,130	\$ 343,565			Y
DCF	LOWER NAUGATUCK VALLEY PARENT CHILD	18DCF0140	OUTPATIENT PSYCH. CLINIC FOR CHILDREN 2018	7/1/2017	6/30/2020	\$ 2,087,568	\$ 641,211			Y
DCF	LOWER NAUGATUCK VALLEY PARENT CHILD	18DCF0140	PARENTING SUPPORT SERVICES-2018	7/1/2017	6/30/2020		\$ 332,377			Y
DCF	MADONNA PLACE INC	16DCF0008AA	PARENTING SUPPORT SERVICES formerly --- TRIPLE P (POSITIVE PARENTING PROGRAM) 2018	7/1/2015	6/30/2020	\$ 1,545,187	\$ 282,575			Y
DCF	MARRAKECH INC	16DCF0335AA	2018 WORKLEARN YOUTH PROGRAM-NEW HAVEN	7/1/2015	6/30/2018	\$ 2,478,912	\$ 434,599	\$ 4,417		Y
DCF	MARRAKECH INC	16DCF0335AA	2018 WORKLEARN YOUTH PROGRAM-WATERBURY	7/1/2015	6/30/2018		\$ 243,699	\$ 5,000		Y
DCF	MCCALL FOUNDATION INC	18DCF0007	2018 Parenting Support Services	7/1/2017	6/30/2020	\$ 279,330	\$ 93,110			Y
DCF	MIDDLESEX HOSPITAL	16DCF0141AA	EARLY CHILDHOOD SVCES- CHILD FIRST --2018	7/1/2015	6/30/2020	\$ 2,817,095	\$ 415,173			Y
DCF	MIDDLESEX HOSPITAL	16DCF0141AA	PARENTING SUPPORT SERVICES-formerly- TRIPLE P (POSITIVE PARENTING PROG.) 2018	7/1/2015	6/30/2020		\$ 145,596			Y
DCF	MIDDLETOWN POLICE BENEFIT ASSOC	15DCF0142AA	2018 Multidisciplinary Teams	7/1/2014	6/30/2018	\$ 196,628	\$ 21,448	\$ 20,000		Y
DCF	NAFI CONNECTICUT INC	16DCF0015AA	2018 FOSTERING RESPONSIBILITY, EDUCATION AND EMPLOYMENT-(FREE)-REGION 3	7/1/2015	6/30/2018	\$ 18,052,545	\$ 416,210			Y
DCF	NAFI CONNECTICUT INC	16DCF0015AA	2018 MULTISYSTEMIC THERAPY-(MST)	7/1/2015	6/30/2018		\$ 1,115,892			Y



Agency	Supplier	Contract #	Description	Begin Date	Expire Date	Contract Amount	General Fund Payments	Federal Fund Payments	Other Fund Payments	Competitive
DCF	NAFI CONNECTICUT INC	16DCF0015AA	2018 MULTISYSTEMIC THERAPY-(MST)-PROBLEM SEXUAL BEHAVIOR-REGION 3 & MANCHESTER	7/1/2015	6/30/2018		\$ 417,266			Y
DCF	NAFI CONNECTICUT INC	16DCF0015AA	2018 MULTISYSTEMIC THERAPY-(MST)-TRANSITIONED AGED YOUTH-(MST-TAY)	7/1/2015	6/30/2018		\$ 714,202			Y
DCF	NAFI CONNECTICUT INC	16DCF0015AA	2018 THERAPEUTIC GROUP HOME-CORBIN HOUSE	7/1/2015	6/30/2018		\$ 911,585			Y
DCF	NAFI CONNECTICUT INC	16DCF0015AA	2018 THERAPEUTIC GROUP HOME-THOMASTON	7/1/2015	6/30/2018		\$ 1,042,943			Y
DCF	NAFI CONNECTICUT INC	16DCF0015AA	2018 THERAPEUTIC GROUP HOME-TRESS ROAD	7/1/2015	6/30/2018		\$ 911,515			Y
DCF	NATCHAUG HOSPITAL INC	16DCF0147AA	EXTENDED DAY TREATMENT NORWICH-2018	7/1/2015	6/30/2019	\$ 3,901,804	\$ 612,180			Y
DCF	NATCHAUG HOSPITAL INC	16DCF0147AA	EXTENDED DAY TREATMENT WILLIMANTIC-2018	7/1/2015	6/30/2019		\$ 363,271			Y
DCF	NEW HAVEN FAMILY ALLIANCE INC	18DCF0334	JUVENILE REVIEW BOARD 2018	7/1/2017	6/30/2019	\$ 454,500	\$ 227,250			Y
DCF	NOANK COMMUNITY SUPPORT SERVICES INC	14DCF0292AA	THERAPEUTIC GROUP HOME-GRAY FARM HOUSE, LEDYARD 2018	7/1/2013	6/30/2018	\$ 7,587,898	\$ 938,709			Y
DCF	NUTMEG BIG BROS & SISTERS	15DCF0337AA	ONE ON ONE MENTORING 2018	7/1/2014	6/30/2018	\$ 75,752	\$ 18,938			Y
DCF	OPTIMUS HEALTH CARE INC	16DCF0067AA	2018 C-BITS	7/1/2015	6/30/2019	\$ 2,109,582	\$ 380,000			Y
DCF	OPTIMUS HEALTH CARE INC	16DCF0067AA	2018 MDE Clinic	7/1/2015	6/30/2019		\$ 177,532			Y
DCF	OUR PIECE OF THE PIE INC	16DCF0272AA	2018 WORKLEARN YOUTH PROGRAM-HARTFORD, MANCHESTER	7/1/2015	6/30/2018	\$ 3,956,367	\$ 531,946	\$ 276,054		Y
DCF	OUR PIECE OF THE PIE INC	16DCF0272AA	2018 WORKLEARN YOUTH PROGRAM-NORWICH, WILLIMANTIC	7/1/2015	6/30/2018		\$ 409,897	\$ 10,103		Y
DCF	R KIDS INC	15DCF0153AA	2018-Reunification and Therapeutic Family Times Services	7/1/2014	6/30/2019	\$ 2,228,218	\$ 364,599	\$ 94,497		Y
DCF	RAPE CRISIS CENTER OF MILFORD INC	16DCF0236AA	2018~Multidisciplinary Team	7/1/2015	6/30/2018	\$ 145,104	\$ 38,368	\$ 10,000		Y
DCF	REGIONAL YOUTH ADULT SOCIAL ACTION	16DCF0331AA	2018 JUVENILE REVIEW BOARD	7/1/2015	6/30/2020	\$ 1,010,000	\$ 202,000			Y
DCF	RUSHFORD CENTER INC	16DCF0020AA	2018 Care Coordination	7/1/2015	6/30/2020	\$ 2,047,979	\$ 322,651	\$ 44,444		Y
DCF	SAINT JOSEPH PARENTING CENTER	17DCF0371AA	2018-Parent Programming	11/1/2016	6/30/2019	\$ 148,476	\$ 24,934			Y
DCF	SEXUAL ASSAULT CRISIS CENTER OF	18DCF0373	2018-Multidisciplinary Team - MDT	10/1/2017	6/30/2020	\$ 405,270	\$ 76,650	\$ 33,658		Y
DCF	SOCIAL FINANCE CT FAMILY STABILITY	16DCF0368AA	2018-Pay-For-Success	2/12/2016	6/1/2022	\$ 14,800,000	\$ 3,967,628			Y
DCF	ST FRANCIS HOSPITAL & MEDICAL CENTER	16DCF0028AA	2018 Parenting Support Services	7/1/2015	6/30/2020	\$ 1,261,968	\$ 216,002			Y
DCF	THE ACCESS AGENCY INC	14DCF0254AA	ONE ON ONE MENTORING (NORWICH) 2018	7/1/2013	6/30/2018	\$ 585,098		\$ 2,014		Y
DCF	THE ACCESS AGENCY INC	14DCF0254AA	ONE ON ONE MENTORING (WILLIMANTIC) 2018	7/1/2013	6/30/2018			\$ 2,014		Y
DCF	THE ALMADA LODGE-TIMES FARM CAMP	16DCF0342AA	2018-Sibling Connections Camp	7/1/2015	6/30/2018		\$ 20,139			Y
DCF	THE BRIDGE FAMILY CENTER INC	16DCF0199AA	SHORT TERM ASSESSMENT & RESPITE MALE (WOLCOTT) 2018	7/1/2015	6/30/2018	\$ 12,494,184	\$ 743,815			Y
DCF	THE BRIDGE FAMILY CENTER INC	16DCF0199AA	SHORT TERM ASSESSMENT & RESPITE (HARTFORD) 2018	7/1/2015	6/30/2018		\$ 743,815			Y
DCF	THE BRIDGE FAMILY CENTER INC	16DCF0199AA	SHORT TERM ASSESSMENT & RESPITE FEMALE (HARWINTON) 2018	7/1/2015	6/30/2018		\$ 743,815			Y
DCF	THE BRIDGE FAMILY CENTER INC	16DCF0199AA	SHORT TERM ASSESSMENT & RESPITE NEW BRITAIN 2018	7/1/2015	6/30/2018		\$ 743,815			Y
DCF	THE BRIDGE FAMILY CENTER INC	16DCF0199AA	THERAPEUTIC GROUP HOME (ELEANOR HOUSE) 2018	7/1/2015	6/30/2018		\$ 987,851			Y



Agency	Supplier	Contract #	Description	Begin Date	Expire Date	Contract Amount	General Fund Payments	Federal Fund Payments	Other Fund Payments	Competitive
DCF	THE CENTER FOR FAMILY JUSTICE INC	17DCF0092AA	MULTIDISCIPLINARY TEAM (MDT) 2018	7/1/2016	6/30/2021	\$ 390,270	\$ 78,054			Y
DCF	THE CHILD AND FAMILY GUIDANCE CENTER	16DCF0019AA	2018 ACRA/ACC	7/1/2015	6/30/2019	\$ 28,893,167	\$ 288,371			Y
DCF	THE CHILD AND FAMILY GUIDANCE CENTER	16DCF0019AA	2018 Care Coordination	7/1/2015	6/30/2019		\$ 873,400	\$ 44,444		Y
DCF	THE CHILD AND FAMILY GUIDANCE CENTER	16DCF0019AA	2018 Comm. Support	7/1/2015	6/30/2019		\$ 1,050,004			Y
DCF	THE CHILD AND FAMILY GUIDANCE CENTER	16DCF0019AA	2018 EMPS	7/1/2015	6/30/2019		\$ 2,030,820			Y
DCF	THE CHILD AND FAMILY GUIDANCE CENTER	16DCF0019AA	2018 FBR	7/1/2015	6/30/2019		\$ 324,210			Y
DCF	THE CHILD AND FAMILY GUIDANCE CENTER	16DCF0019AA	2018 FFT	7/1/2015	6/30/2019		\$ 272,286			Y
DCF	THE CHILD AND FAMILY GUIDANCE CENTER	16DCF0019AA	2018 MST	7/1/2015	6/30/2019		\$ 226,785			Y
DCF	THE CHILD AND FAMILY GUIDANCE CENTER	16DCF0019AA	2018 Outpatient Clinic	7/1/2015	6/30/2019		\$ 901,712			Y
DCF	THE CHILD AND FAMILY GUIDANCE CENTER	16DCF0019AA	2018 Parenting Support Services	7/1/2015	6/30/2019		\$ 191,310			Y
DCF	THE CHILD AND FAMILY GUIDANCE CENTER	16DCF0019AA	2018 R & Tfts - FED	7/1/2015	6/30/2019			\$ 159,327		Y
DCF	THE CHILD AND FAMILY GUIDANCE CENTER	16DCF0019AA	2018 R & Tfts - ST	7/1/2015	6/30/2019		\$ 614,731			Y
DCF	THE CHILDREN'S CENTER OF HAMDEN INC	15DCF0005AA	2018-Extended Day Treatment	7/1/2014	6/30/2018	\$ 21,090,358	\$ 1,043,813			Y
DCF	THE CHILDREN'S CENTER OF HAMDEN INC	15DCF0005AA	2018-Safe Home/S-FIT	7/1/2014	6/30/2018		\$ 1,416,165			Y
DCF	THE CHILDRENS COMMUNITY PROGRAMS	16DCF0097AA	2018 One on One Mentoring	7/1/2015	6/30/2018	\$ 312,817	\$ 28,825	\$ 58,960		Y
DCF	THE CONNECTICUT JUNIOR REPUBLIC	16DCF0006AA	2018 ACRA/ACC - Region 6	7/1/2015	6/30/2018				\$ 68,522	Y
DCF	THE CONNECTION INC	16DCF0011AA	2018 Supportive Housing	7/1/2015	6/30/2020	\$ 83,478,421	\$ 15,427,191	\$ 429,845	\$ 568,964	Y
DCF	THE KENNEDY CENTER INC	18DCF0058	2018 Parenting Support Services	7/1/2017	6/30/2020	\$ 157,185	\$ 52,395			Y
DCF	THE VILLAGE FOR FAMILIES & CHILDREN INC	16DCF0017AA	2018 EARLY CHILDHOOD SERVICES- CHILD FIRST	7/1/2015	6/30/2020	\$ 44,167,733	\$ 395,812			Y
DCF	THE VILLAGE FOR FAMILIES & CHILDREN INC	16DCF0017AA	2018 COMMUNITY SUPPORT FOR FAMILIES- REGION 4	7/1/2015	6/30/2020		\$ 856,230			Y
DCF	THE VILLAGE FOR FAMILIES & CHILDREN INC	16DCF0017AA	2018 EXTENDED DAY TREATMENT-HARTFORD	7/1/2015	6/30/2020		\$ 824,813			Y
DCF	THE VILLAGE FOR FAMILIES & CHILDREN INC	16DCF0017AA	2018 EXTENDED DAY TREATMENT-MANCHESTER	7/1/2015	6/30/2020		\$ 252,270			Y
DCF	THE VILLAGE FOR FAMILIES & CHILDREN INC	16DCF0017AA	2018 EXTENDED DAY TREATMENT-MERIDEN/MIDDLETOWN	7/1/2015	6/30/2020		\$ 270,406			Y
DCF	THE VILLAGE FOR FAMILIES & CHILDREN INC	16DCF0017AA	2018 EXTENDED DAY TREATMENT-MIDDLETOWN CATCHMENT	7/1/2015	6/30/2020		\$ 256,922			Y
DCF	THE VILLAGE FOR FAMILIES & CHILDREN INC	16DCF0017AA	2018 FAMILY BASED RECOVERY	7/1/2015	6/30/2020		\$ 970,902			Y
DCF	THE VILLAGE FOR FAMILIES & CHILDREN INC	16DCF0017AA	2018 MULTI-DIMENSIONAL FAMILY THERAPY-(MDF)-HARTFORD YOUTH	7/1/2015	6/30/2020		\$ 242,400			Y
DCF	THE VILLAGE FOR FAMILIES & CHILDREN INC	16DCF0017AA	2018 MULTIDISCIPLINARY EVALUATION (MDE) CLINIC-HARTFORD	7/1/2015	6/30/2020		\$ 161,124			Y
DCF	THE VILLAGE FOR FAMILIES & CHILDREN INC	16DCF0017AA	2018 One on One Mentoring	7/1/2015	6/30/2020			\$ 35,000		Y
DCF	THE VILLAGE FOR FAMILIES & CHILDREN INC	16DCF0017AA	2018 OUTPATIENT PSYCHIATRIC CLINIC FOR CHILDREN (CHILD GUIDANCE	7/1/2015	6/30/2020		\$ 810,191			Y



Agency	Supplier	Contract #	Description	Begin Date	Expire Date	Contract Amount	General Fund Payments	Federal Fund Payments	Other Fund Payments	Competitive
DCF	THE VILLAGE FOR FAMILIES & CHILDREN INC	16DCF0017AA	2018 REUNIFICATION AND THERAPEUTIC FAMILY TIME SERVICES-REGION 4	7/1/2015	6/30/2020		\$ 1,042,924	\$ 270,305		Y
DCF	THE VILLAGE FOR FAMILIES & CHILDREN INC	16DCF0017AA	2018 SHORT-TERM FAMILY INTEGRATION TREATMENT-(S-FIT)-GOODWIN	7/1/2015	6/30/2020		\$ 1,439,288			Y
DCF	THE VILLAGE FOR FAMILIES & CHILDREN INC	16DCF0017AA	2018 THERAPEUTIC GROUP HOME- ALLISION GIL	7/1/2015	6/30/2020		\$ 987,850			Y
DCF	THOMPSON ECUMENICAL EMPOWERMENT GROUP	15DCF0066AA	FAMILY SUPPORT 2018	7/1/2014	6/30/2019	\$ 234,915	\$ 46,983			Y
DCF	TORRINGTON AREA YOUTH SERVICE BUREAU INC	15DCF0156AA	2018 One on One Mentoring	7/1/2014	6/30/2019	\$ 130,502	\$ 6,287	\$ 8,053		Y
DCF	TOWN OF BLOOMFIELD	15DCF0157AA	2018 FOSTER FAMILY SUPPORT	7/1/2014	6/30/2019	\$ 243,845	\$ 48,769			Y
DCF	TRUE COLORS INC	18DCF0278	ONE ON ONE MENTORING-2018	7/1/2017	6/30/2020	\$ 267,042	\$ 26,514	\$ 62,500		Y
DCF	UNITED COMMUNITY & FAMILY SERVICES INC	16DCF0177AA	ASSERT Treatment Model (ATM) 2018	7/1/2015	6/30/2020	\$ 31,725,480		\$ 62,444		Y
DCF	UNITED COMMUNITY & FAMILY SERVICES INC	16DCF0177AA	CARE COORDINATION 2018	7/1/2015	6/30/2020		\$ 317,175			Y
DCF	UNITED COMMUNITY & FAMILY SERVICES INC	16DCF0177AA	CARE COORDINATION REGION 3 2018	7/1/2015	6/30/2020		\$ 109,043			Y
DCF	UNITED COMMUNITY & FAMILY SERVICES INC	16DCF0177AA	CARE COORDINATION-2018	7/1/2015	6/30/2020			\$ 44,444		Y
DCF	UNITED COMMUNITY & FAMILY SERVICES INC	16DCF0177AA	CAREGIVER SUPPORT TEAM REG. 3 2018	7/1/2015	6/30/2020		\$ 889,517			Y
DCF	UNITED COMMUNITY & FAMILY SERVICES INC	16DCF0177AA	COMMUNITY TRANSITION TEAM 2018	7/1/2015	6/30/2020		\$ 267,416			Y
DCF	UNITED COMMUNITY & FAMILY SERVICES INC	16DCF0177AA	EARLY CHILDHOOD SERVICES - CHILDFIRST SOUTHEAST 2018	7/1/2015	6/30/2020		\$ 609,356			Y
DCF	UNITED COMMUNITY & FAMILY SERVICES INC	16DCF0177AA	EARLY CHILDHOOD SERVICES CHILDFIRST COHORT 2 -- 2018	7/1/2015	6/30/2020		\$ 321,365			Y
DCF	UNITED COMMUNITY & FAMILY SERVICES INC	16DCF0177AA	EMERGENCY MOBILE PSYCH. SERVICES (EMPS) 2018	7/1/2015	6/30/2020		\$ 1,467,840			Y
DCF	UNITED COMMUNITY & FAMILY SERVICES INC	16DCF0177AA	FAMILY BASED RECOVERY (FBR) REG. 3 2018	7/1/2015	6/30/2020		\$ 306,925			Y
DCF	UNITED COMMUNITY & FAMILY SERVICES INC	16DCF0177AA	MULTIDIMENSIONAL FAMILY THERAPY (MDFT) 2018	7/1/2015	6/30/2020		\$ 824,241			Y
DCF	UNITED COMMUNITY & FAMILY SERVICES INC	16DCF0177AA	MULTIDISCIPLINARY EVAL. (MDE) CLINIC REG. 3 NORWICH 2018	7/1/2015	6/30/2020		\$ 161,352			Y
DCF	UNITED COMMUNITY & FAMILY SERVICES INC	16DCF0177AA	OUTPATIENT PSYCH CLINIC FOR CHILDREN 2018	7/1/2015	6/30/2020		\$ 475,693			Y
DCF	UNITED COMMUNITY & FAMILY SERVICES INC	16DCF0177AA	PARENTING SUPPORT SERVICES-FORMERLY---TRIPLE P (POSITIVE PARENTING PROGRAM) 2018	7/1/2015	6/30/2020		\$ 359,618			Y
DCF	UNITED SERVICES INC	15DCF0003AA	2018-Child Guidance Clinic	7/1/2014	6/30/2019	\$ 9,944,510	\$ 909,110			Y
DCF	UNITED SERVICES INC	15DCF0003AA	2018-Parenting Support Services formerly---Triple P	7/1/2014	6/30/2019		\$ 447,473			Y
DCF	UNITED SERVICES INC	15DCF0003AA	2018-Reunification & Therapeutic Family	7/1/2014	6/30/2019		\$ 280,868	\$ 72,796		Y
DCF	UNITED WAY OF CONNECTICUT INC	15DCF0344AA	2018 EMPS STATEWIDE CALL CENTER	7/1/2014	6/30/2019	\$ 3,476,246	\$ 705,276			Y
DCF	WATERBURY YOUTH SERVICE SYSTEM INC	16DCF0165AA	2018-Juvenile Review Board Support & Enhancement	7/1/2015	6/30/2018	\$ 4,522,077	\$ 77,544			Y
DCF	WATERBURY YOUTH SERVICE SYSTEM INC	16DCF0165AA	2018-Multidisciplinary Team	7/1/2015	6/30/2018		\$ 13,954	\$ 6,301		Y
DCF	WATERBURY YOUTH SERVICE SYSTEM INC	16DCF0165AA	2018-One on One Mentoring	7/1/2015	6/30/2018			\$ 2,521		Y
DCF	WATERBURY YOUTH SERVICE SYSTEM INC	16DCF0165AA	2018-Short-Term Family Integration Treatment S-FIT	7/1/2015	6/30/2018		\$ 279,617			Y
DCF	WATERBURY YOUTH SERVICES INC	16DCF0165AA	2018-Juvenile Review Board Support & Enhancement	22 7/1/2015	6/30/2018		\$ 230,105			Y



Agency	Supplier	Contract #	Description	Begin Date	Expire Date	Contract Amount	General Fund Payments	Federal Fund Payments	Other Fund Payments	Competitive
DCF	WATERBURY YOUTH SERVICES INC	16DCF0165AA	2018-Multidisciplinary Team	7/1/2015	6/30/2018		\$ 41,407	\$ 18,699		Y
DCF	WATERBURY YOUTH SERVICES INC	16DCF0165AA	2018-One on One Mentoring	7/1/2015	6/30/2018			\$ 7,479		Y
DCF	WATERBURY YOUTH SERVICES INC	16DCF0165AA	2018-Short-Term Family Integration Treatment S-FIT	7/1/2015	6/30/2018		\$ 829,732			Y
DCF	WATERFORD COUNTRY SCHOOL INC	16DCF0166AA	SAFE HOME SHORT TERM FAMILY INTEGRATION TX- S-FIT-SAM OLYNCIW--2018	7/1/2015	6/30/2020	\$ 20,183,875	\$ 2,467,056			Y
DCF	WATERFORD COUNTRY SCHOOL INC	16DCF0166AA	SHORT TERM ASSESSMENT AND RESPITE - BENT I I FEMALE --2018	7/1/2015	6/30/2020		\$ 743,815			Y
DCF	WATERFORD COUNTRY SCHOOL INC	16DCF0166AA	SHORT TERM ASSESSMENT AND RESPITE - BENT I I MALE --2018	7/1/2015	6/30/2020		\$ 743,815			Y
DCF	WELLMORE INC	16DCF0048AA	2018 Care Coordination	7/1/2015	6/30/2019	\$ 30,144,776	\$ 777,130	\$ 44,444		Y
DCF	WELLMORE INC	16DCF0048AA	2018 Child First	7/1/2015	6/30/2019		\$ 387,835			Y
DCF	WELLMORE INC	16DCF0048AA	2018 Child Guidance Clinic	7/1/2015	6/30/2019		\$ 599,615			Y
DCF	WELLMORE INC	16DCF0048AA	2018 COMMUNITY SUPPORT FOR FAMILIES	7/1/2015	6/30/2019		\$ 1,230,662			Y
DCF	WELLMORE INC	16DCF0048AA	2018 EMPS	7/1/2015	6/30/2019		\$ 1,961,930			Y
DCF	WELLMORE INC	16DCF0048AA	2018 FFT	7/1/2015	6/30/2019		\$ 344,932			Y
DCF	WELLMORE INC	16DCF0048AA	2018 IPV-FAIR	7/1/2015	6/30/2019		\$ 359,284			Y
DCF	WELLMORE INC	16DCF0048AA	2018 MST-BSF	7/1/2015	6/30/2019		\$ 435,000			Y
DCF	WELLMORE INC	16DCF0048AA	2018 Parenting Support Services	7/1/2015	6/30/2019		\$ 225,409			Y
DCF	WELLMORE INC	16DCF0048AA	2018 TGH-Valiant	7/1/2015	6/30/2019		\$ 938,709			Y
DCF	WHEELER CLINIC INC	16DCF0012AA	2018 MULTISYSTEMIC THERAPY (MST)-PROBLEM SEXUAL BEHAVIOR-REGION 5,6,HARTFORD	7/1/2015	6/30/2019		\$ 215,604			Y
DCF	WHEELER CLINIC INC	16DCF0012AA	2018 ASSERT Treatment Model (ATM)	7/1/2015	6/30/2019			\$ 62,444		Y
DCF	WHEELER CLINIC INC	16DCF0012AA	2018 CARE COORDINATION-NEW BRITAIN, HARTFORD	7/1/2015	6/30/2019		\$ 903,300	\$ 44,444		Y
DCF	WHEELER CLINIC INC	16DCF0012AA	2018 CAREGIVER SUPPORT TEAM-REGION 6	7/1/2015	6/30/2019		\$ 491,575			Y
DCF	WHEELER CLINIC INC	16DCF0012AA	2018 COMMUNITY SUPPORT FOR FAMILIES-REGION4	7/1/2015	6/30/2019		\$ 941,457			Y
DCF	WHEELER CLINIC INC	16DCF0012AA	2018 COMMUNITY SUPPORT FOR FAMILIES-REGION 6	7/1/2015	6/30/2019		\$ 1,133,505			Y
DCF	WHEELER CLINIC INC	16DCF0012AA	2018 CRISIS STABILIZATION -GREEN HOUSE	7/1/2015	6/30/2019		\$ 920,417			Y
DCF	WHEELER CLINIC INC	16DCF0012AA	2018 EARLY CHILDHOOD SERVICES-CHILD FIRST	7/1/2015	6/30/2019		\$ 462,000			Y
DCF	WHEELER CLINIC INC	16DCF0012AA	2018 EMERGENCY MOBILE PSYCHIATRIC SERVICES (EMPS)-HARTFORD, MERIDEN,NEW BRITAIN	7/1/2015	6/30/2019		\$ 2,354,682			Y
DCF	WHEELER CLINIC INC	16DCF0012AA	2018 EXTENDED DAY TREATMENT-BRISTOL	7/1/2015	6/30/2019		\$ 645,262			Y
DCF	WHEELER CLINIC INC	16DCF0012AA	2018 EXTENDED DAY TREATMENT-MERIDEN, MIDDLETOWN	7/1/2015	6/30/2019		\$ 353,909			Y
DCF	WHEELER CLINIC INC	16DCF0012AA	2018 FETAL ALCOHOL SPECTRUM DISORDER PROGRAM-(FASD)	7/1/2015	6/30/2019		\$ 48,037			Y
DCF	WHEELER CLINIC INC	16DCF0012AA	2018 INTENSIVE FAMILY PRESERVATION (IFP)-NEW BRITAIN	7/1/2015	6/30/2019		\$ 903,971			Y
DCF	WHEELER CLINIC INC	16DCF0012AA	2018 INTERMEDIATE EVALUATIONS FOR JUVENILE JUSTICE INVOLVED CHIDREN AND YOUTH (IE)-REGIONS 3,4,6	7/1/2015	6/30/2019		\$ 121,864			Y
DCF	WHEELER CLINIC INC	16DCF0012AA	2018 MST-FAMILY INTERGRATED TRANSITIONS-(MST-FIT)	7/1/2015	6/30/2019		\$ 600,154			Y
DCF	WHEELER CLINIC INC	16DCF0012AA	2018 MULTI-DIMENSIONAL FAMILY THERAPY (MDFT)-HARTFORD, NEW BRITAIN	7/23/2015	6/30/2019		\$ 1,827,860			Y



Agency	Supplier	Contract #	Description	Begin Date	Expire Date	Contract Amount	General Fund Payments	Federal Fund Payments	Other Fund Payments	Competitive
DCF	WHEELER CLINIC INC	16DCF0012AA	2018 MULTI-DIMENSIONAL FAMILY THERAPY (MDFT)-REENTRY AND FAMILY TREATMENT-MDFT-RAFT	7/1/2015	6/30/2019		\$ 462,026			Y
DCF	WHEELER CLINIC INC	16DCF0012AA	2018 MULTI-DIMENSIONAL FAMILY THERAPY (MDFT)-WATERBURY	7/1/2015	6/30/2019				\$ 470,216	Y
DCF	WHEELER CLINIC INC	16DCF0012AA	2018 MULTIDISCIPLINARY EVALUATION CLINIC (MDE)-REGION 5-DANBURY, TORRINGTON,WATERBURY	7/1/2015	6/30/2019		\$ 236,475			Y
DCF	WHEELER CLINIC INC	16DCF0012AA	2018 MULTIDISCIPLINARY EVALUATION CLINIC (MDE)-REGION 6-MERIDEN, NEW BRITAIN	7/1/2015	6/30/2019		\$ 186,827			Y
DCF	WHEELER CLINIC INC	16DCF0012AA	2018 MULTISYSTEMIC THERAPY (MST)-REPLACEMENT TEAM	7/1/2015	6/30/2019		\$ 258,151			Y
DCF	WHEELER CLINIC INC	16DCF0012AA	2018 MULTISYSTEMIC THERAPY (MST)-BUILDING STRONGER FAMILIES	7/1/2015	6/30/2019		\$ 1,305,017			Y
DCF	WHEELER CLINIC INC	16DCF0012AA	2018 MULTISYSTEMIC THERAPY (MST)-HARTFORD, MANCHESTER	7/1/2015	6/30/2019		\$ 226,785			Y
DCF	WHEELER CLINIC INC	16DCF0012AA	2018 MULTISYSTEMIC THERAPY (MST)-PROBLEM SEXUAL BEHAVIOR-DANBURY, HARTFORD, MERIDEN, NEW BRITAIN, TORRINGTON, WATERBURY	7/1/2015	6/30/2019		\$ 548,077			Y
DCF	WHEELER CLINIC INC	16DCF0012AA	2018 MULTISYSTEMIC THERAPY-INTIMATE PARTNER VIOLENCE (MST-IPV)	7/1/2015	6/30/2019		\$ 351,441			Y
DCF	WHEELER CLINIC INC	16DCF0012AA	2018 OUTPATIENT PSYCHIATRIC CLINIC FOR CHILDREN-CHILD GUIDANCE	7/1/2015	6/30/2019		\$ 419,991			Y
DCF	WHEELER CLINIC INC	16DCF0012AA	2018 PARENTING SUPPORT PROGRAM	7/1/2015	6/30/2019		\$ 113,771			Y
DCF	WHEELER CLINIC INC	16DCF0012AA	2018 REUNIFICATION AND THERAPEUTIC FAMILY TIME SERVICES-REGION 6	7/1/2015	6/30/2019		\$ 512,347	\$ 139,823		Y
DCF	WHEELER CLINIC INC	16DCF0012AA	2018 SHORT- TERM FAMILY INTEGRATION TREATMENT (S-FIT) PLAINVILLE	7/1/2015	6/30/2019		\$ 1,121,122			Y
DCF	WHEELER CLINIC INC	16DCF0012AA	2018 THERAPEUTIC GROUP HOME -LIGHT HOUSE	7/1/2015	6/30/2019		\$ 938,709			Y
DCF	WHEELER CLINIC INC	16DCF0012AA	2018 THERAPEUTIC GROUP HOME-FARM HILL-PLAINVILLE	7/1/2015	6/30/2019		\$ 938,709			Y
DCF	WHEELER CLINIC INC	16DCF0012AA	2018 THERAPEUTIC GROUP HOME-SAGE HOUSE	7/1/2015	6/30/2019		\$ 938,709			Y
DCF	WHEELER CLINIC INC	16DCF0012AA	2018 TRAUMA-INFORMED THERAPEUTIC CHILD CARE	7/1/2015	6/30/2019	\$ 87,913,555	\$ 372,227	\$ 7,510		Y
DCF	YALE NEW HAVEN HOSPITAL	18DCF0036	2018 MULTIDISCIPLINARY EVALUATION CLINIC-(MDE)	7/1/2017	6/30/2020	\$ 533,772	\$ 176,398			Y
DCF	YALE UNIVERSITY	15DCF0170AA	2018 Center of Excellence	7/1/2014	6/30/2019	\$ 23,448,765	\$ 657,874			Y
DCF	YALE UNIVERSITY	15DCF0170AA	2018 Child Guidance Clinic	7/1/2014	6/30/2019		\$ 761,509			Y
DCF	YALE UNIVERSITY	15DCF0170AA	2018 FAMILY BASED RECOVERY	7/1/2014	6/30/2019		\$ 675,970			Y
DCF	YALE UNIVERSITY	15DCF0170AA	2018 II CAPS Clinical/ II CAPS Consultation	7/1/2014	6/30/2019		\$ 384,275			Y
DCF	YALE UNIVERSITY	15DCF0170AA	2018 Intensive Family Preservation	7/1/2014	6/30/2019		\$ 1,054,683			Y
DCF	YALE UNIVERSITY	15DCF0170AA	2018 MDFT	7/1/2014	6/30/2019		\$ 1,245,451			Y
DCF	YOUTH CONTINUUM INC	14DCF0173AA	2018 F.R.E.E.	7/1/2013	6/30/2018	\$ 14,926,194	\$ 597,683			Y
DCF	YOUTH CONTINUUM INC	14DCF0173AA	2018 Therapeutic G.H.-Bradley	7/1/2013	6/30/2018		\$ 938,709			Y
DCF	YOUTH CONTINUUM INC	14DCF0173AA	2018 Therapeutic G.H.-Helen	7/1/2013	6/30/2018		\$ 972,993			Y
DCF	ZERO TO THREE NATL CENTER FOR	17DCF0364AA	FY18 Safe Babies Project	7/1/2016	6/30/2021	\$ 611,165	\$ 113,057			Y
DCF Total		111				\$ 851,511,093	\$ 186,552,031	\$ 5,034,221	\$ 1,976,884	
DDS	A V P INC	13DDS0147RD	Day Support Options	7/1/2013	6/30/2017	\$ 9,002,651	\$ 51,046			N
DDS	A V P INC	13DDS0147RD	Group Employment	7/1/2013	6/30/2017		\$ 64,818			N
DDS	A V P INC	13DDS0147RD	Individual Supported Employment	7/1/2013	6/30/2017		\$ 1,915			N
DDS	A V P INC	17DDS0147RD	Day Support Options	7/1/2017	6/30/2020	\$ 6,747,856	\$ 900,211			N
DDS	A V P INC	17DDS0147RD	Group Employment	7/1/2017	6/30/2020		\$ 1,154,830			N



Agency	Supplier	Contract #	Description	Begin Date	Expire Date	Contract Amount	General Fund Payments	Federal Fund Payments	Other Fund Payments	Competitive
DDS	A V P INC	17DDS0147RD	Individual Supported Employment	7/1/2017	6/30/2020		\$ 13,987			N
DDS	ABILIS INC	13DDS140RD	Clinical Behavior Supports	7/1/2013	6/30/2017	\$ 42,544,933			\$ 242	N
DDS	ABILIS INC	13DDS140RD	Community Living Arrangements	7/1/2013	6/30/2017				\$ 322,088	N
DDS	ABILIS INC	13DDS140RD	Continuous Residential Supports	7/1/2013	6/30/2017				\$ 55,634	N
DDS	ABILIS INC	13DDS140RD	Day Support Options	7/1/2013	6/30/2017		\$ 158,577			N
DDS	ABILIS INC	13DDS140RD	Group Employment	7/1/2013	6/30/2017		\$ 30,654			N
DDS	ABILIS INC	13DDS140RD	Healthcare Coordination	7/1/2013	6/30/2017				\$ 861	N
DDS	ABILIS INC	13DDS140RD	Individual Supported Employment	7/1/2013	6/30/2017		\$ 13,738			N
DDS	ABILIS INC	13DDS140RD	Individualized Home Supports	7/1/2013	6/30/2017				\$ 7,510	N
DDS	ABILIS INC	17DDS0140RD	Clinical Behavior Supports	7/1/2017	6/30/2020	\$ 32,547,245			\$ 1,576	N
DDS	ABILIS INC	17DDS0140RD	Community Living Arrangements	7/1/2017	6/30/2020				\$ 5,176,530	N
DDS	ABILIS INC	17DDS0140RD	Continuous Residential Supports	7/1/2017	6/30/2020				\$ 1,468,415	N
DDS	ABILIS INC	17DDS0140RD	Day Support Options	7/1/2017	6/30/2020		\$ 2,697,091			N
DDS	ABILIS INC	17DDS0140RD	Group Employment	7/1/2017	6/30/2020		\$ 400,932			N
DDS	ABILIS INC	17DDS0140RD	Healthcare Coordination	7/1/2017	6/30/2020				\$ 4,733	N
DDS	ABILIS INC	17DDS0140RD	Individual Supported Employment	7/1/2017	6/30/2020		\$ 168,755			N
DDS	ABILIS INC	17DDS0140RD	Individualized Home Supports	7/1/2017	6/30/2020				\$ 158,194	N
DDS	ABILITIES WITHOUT BOUNDARIES INC	13DDS142RD	Day Support Options	7/1/2013	6/30/2017	\$ 11,019,823	\$ 204,069			N
DDS	ABILITIES WITHOUT BOUNDARIES INC	13DDS142RD	Group Employment	7/1/2013	6/30/2017		\$ 123,471			N
DDS	ABILITIES WITHOUT BOUNDARIES INC	13DDS142RD	Individual Supported Employment	7/1/2013	6/30/2017		\$ 2,605			N
DDS	ABILITIES WITHOUT BOUNDARIES INC	17DDS0142RD	Day Support Options	7/1/2017	6/30/2020	\$ 6,859,264	\$ 1,270,520			N
DDS	ABILITIES WITHOUT BOUNDARIES INC	17DDS0142RD	Group Employment	7/1/2017	6/30/2020		\$ 741,232			N
DDS	ABILITIES WITHOUT BOUNDARIES INC	17DDS0142RD	Individual Supported Employment	7/1/2017	6/30/2020		\$ 3,344			N
DDS	ABILITIES WITHOUT BOUNDARIES INC	17DDS0142RD	Transition Services	7/1/2017	6/30/2020		\$ 28,586			N
DDS	ABILITY BEYOND DISABILITY INC	13DDS0143RD	Clinical Behavior Supports	7/1/2013	6/30/2017				\$ 12,241	N
DDS	ABILITY BEYOND DISABILITY INC	13DDS0143RD	Community Living Arrangements	7/1/2013	6/30/2017				\$ 205,309	N
DDS	ABILITY BEYOND DISABILITY INC	13DDS0143RD	Continuous Residential Supports	7/1/2013	6/30/2017				\$ 197,428	N
DDS	ABILITY BEYOND DISABILITY INC	13DDS0143RD	Day Support Options	7/1/2013	6/30/2017		\$ 146,036			N
DDS	ABILITY BEYOND DISABILITY INC	13DDS0143RD	Group Employment	7/1/2013	6/30/2017		\$ 67,981			N
DDS	ABILITY BEYOND DISABILITY INC	13DDS0143RD	Individual Supported Employment	7/1/2013	6/30/2017		\$ 8,693			N
DDS	ABILITY BEYOND DISABILITY INC	13DDS0143RD	Individualized Home Supports	7/1/2013	6/30/2017	\$ 118,904,617			\$ 55,154	N
DDS	ABILITY BEYOND DISABILITY INC	17DDS0143RD	Clinical Behavior Supports	7/1/2017	6/30/2020	\$ 41,669,107			\$ 47,268	N
DDS	ABILITY BEYOND DISABILITY INC	17DDS0143RD	Community Living Arrangements	7/1/2017	6/30/2020				\$ 3,450,712	N
DDS	ABILITY BEYOND DISABILITY INC	17DDS0143RD	Continuous Residential Supports	7/1/2017	6/30/2020				\$ 2,967,447	N
DDS	ABILITY BEYOND DISABILITY INC	17DDS0143RD	Day Support Options	7/1/2017	6/30/2020		\$ 2,463,939			N
DDS	ABILITY BEYOND DISABILITY INC	17DDS0143RD	Group Employment	7/1/2017	6/30/2020		\$ 1,032,845			N
DDS	ABILITY BEYOND DISABILITY INC	17DDS0143RD	Individual Supported Employment	7/1/2017	6/30/2020		\$ 191,473			N



Agency	Supplier	Contract #	Description	Begin Date	Expire Date	Contract Amount	General Fund Payments	Federal Fund Payments	Other Fund Payments	Competitive
DDS	ABILITY BEYOND DISABILITY INC	17DDS0143RD	Individualized Home Supports	7/1/2017	6/30/2020				\$ 948,559	N
DDS	ABILITY BEYOND DISABILITY INC	17DDS0143RD	Transition Services	7/1/2017	6/30/2020		\$ 190,566			N
DDS	ACORD INC	13DDS0144RD	Clinical Behavioral Supports	7/1/2013	6/30/2017	\$ 23,856,888			\$ 242	N
DDS	ACORD INC	13DDS0144RD	Community Living Arrangements	7/1/2013	6/30/2017				\$ 107,899	N
DDS	ACORD INC	13DDS0144RD	Continuous Residential Supports	7/1/2013	6/30/2017				\$ 19,439	N
DDS	ACORD INC	13DDS0144RD	Day Support Options	7/1/2013	6/30/2017		\$ 113,511			N
DDS	ACORD INC	13DDS0144RD	Group Employment	7/1/2013	6/30/2017		\$ 61,152			N
DDS	ACORD INC	13DDS0144RD	Individual Supported Employment	7/1/2013	6/30/2017		\$ 6,477			N
DDS	ACORD INC	13DDS0144RD	Individualized Home Supports	7/1/2013	6/30/2017				\$ 10,995	N
DDS	ACORD INC	17DDS0144RD	Clinical Behavior Supports	7/1/2017	6/30/2020	\$ 16,343,505			\$ 970	N
DDS	ACORD INC	17DDS0144RD	Community Living Arrangements	7/1/2017	6/30/2020				\$ 1,906,132	N
DDS	ACORD INC	17DDS0144RD	Continuous Residential Supports	7/1/2017	6/30/2020				\$ 255,392	N
DDS	ACORD INC	17DDS0144RD	Day Support Options	7/1/2017	6/30/2020		\$ 1,606,290			N
DDS	ACORD INC	17DDS0144RD	Group Employment	7/1/2017	6/30/2020		\$ 804,451			N
DDS	ACORD INC	17DDS0144RD	Individual Supported Employment	7/1/2017	6/30/2020		\$ 53,922			N
DDS	ACORD INC	17DDS0144RD	Individualized Home Supports	7/1/2017	6/30/2020				\$ 193,558	N
DDS	ACORD INC	17DDS0144RD	Transition Services	7/1/2017	6/30/2020		\$ 11,117			N
DDS	ADELBROOK COMMUNITY SERVICES INC	13DDS0145RD	Clinical Behavior Supports	7/1/2013	6/30/2017	\$ 34,000,387			\$ 286	N
DDS	ADELBROOK COMMUNITY SERVICES INC	13DDS0145RD	Continuous Residential Supports	7/1/2013	6/30/2017		\$ 247,583		\$ 279,464	N
DDS	ADELBROOK COMMUNITY SERVICES INC	13DDS0145RD	Day Support Options	7/1/2013	6/30/2017		\$ 14,946			N
DDS	ADELBROOK COMMUNITY SERVICES INC	13DDS0145RD	Individualized Home Supports	7/1/2013	6/30/2017				\$ 5,882	N
DDS	ADELBROOK COMMUNITY SERVICES INC	17DDS0184RD	Continuous Residential Supports	7/1/2017	6/30/2020	\$ 27,041,114	\$ 2,641,820		\$ 4,259,695	N
DDS	ADELBROOK COMMUNITY SERVICES INC	17DDS0184RD	Day Support Options	7/1/2017	6/30/2020		\$ 259,221			N
DDS	ADELBROOK COMMUNITY SERVICES INC	17DDS0184RD	Individualized Home Supports	7/1/2017	6/30/2020				\$ 49,706	N
DDS	ALL CARE LLC	17DDS0004RD	Day Support Options	7/1/2017	6/30/2020	\$ 1,011,036	\$ 180,813			N
DDS	ALL POINTE CARE LLC	13DDS0152RD	Clinical Behavior Supports	7/1/2013	6/30/2017	\$ 32,048,427	\$ 576		\$ 2,998	N
DDS	ALL POINTE CARE LLC	13DDS0152RD	Day Support Options	7/1/2013	6/30/2017		\$ 19,914			N
DDS	ALL POINTE CARE LLC	13DDS0152RD	Group Employment	7/1/2013	6/30/2017		\$ 3,357			N
DDS	ALL POINTE CARE LLC	13DDS0152RD	Individual Supported Employment	7/1/2013	6/30/2017		\$ 806			N
DDS	ALL POINTE CARE LLC	13DDS0152RD	Individualized Home Supports	7/1/2013	6/30/2017		\$ 24,510		\$ 54,241	N
DDS	ALL POINTE CARE LLC	17DDS0152RD	Clinical Behavior Supports	7/1/2017	6/30/2020	\$ 6,979,508	\$ 9,029		\$ 19,863	N
DDS	ALL POINTE CARE LLC	17DDS0152RD	Day Support Options	7/1/2017	6/30/2020		\$ 512,543			N
DDS	ALL POINTE CARE LLC	17DDS0152RD	Group Employment	7/1/2017	6/30/2020		\$ 26,916			N
DDS	ALL POINTE CARE LLC	17DDS0152RD	Individual Supported Employment	7/1/2017	6/30/2020		\$ 9,360			N
DDS	ALL POINTE CARE LLC	17DDS0152RD	Individualized Home Supports	7/1/2017	6/30/2020		\$ 216,702		\$ 917,432	N
DDS	ALLIANCE HEALTHCARE SOLUTIONS LLC	13DDS0150RD	Continuous Residential Supports	7/1/2013	6/30/2017	\$ 7,612,520			\$ 60,235	N
DDS	ALLIANCE HEALTHCARE SOLUTIONS LLC	13DDS0150RD	Day Support Options	7/1/2013	6/30/2017		\$ 7,637			N
DDS	ALLIANCE HEALTHCARE SOLUTIONS LLC	13DDS0150RD	Individualized Home Supports	7/1/2013	6/30/2017				\$ 9,669	N
DDS	ALLIANCE HEALTHCARE SOLUTIONS LLC	17DDS0218RD	Continuous Residential Supports	7/1/2017	6/30/2020	\$ 3,070,131			\$ 730,726	N
DDS	ALLIANCE HEALTHCARE SOLUTIONS LLC	17DDS0218RD	Day Support Options	7/1/2017	6/30/2020		\$ 84,461			N
DDS	ALLIANCE HEALTHCARE SOLUTIONS LLC	17DDS0218RD	Individualized Home Supports	7/26/2017	6/30/2020				\$ 118,479	N



Agency	Supplier	Contract #	Description	Begin Date	Expire Date	Contract Amount	General Fund Payments	Federal Fund Payments	Other Fund Payments	Competitive
DDS	ALLIED COMMUNITY RESOURCES INC	12DDS0258OT	Administrative Fees	1/1/2013	12/31/2019	\$ 13,508,960	\$ 1,088,594		\$ 498,064	N
DDS	ALLIED REHABILITATION CENTERS INC	13DDS0151RD	Community Living Arrangements	7/1/2013	6/30/2017	\$ 28,057,345			\$ 115,220	N
DDS	ALLIED REHABILITATION CENTERS INC	13DDS0151RD	Day Support Options	7/1/2013	6/30/2017		\$ 119,436			N
DDS	ALLIED REHABILITATION CENTERS INC	13DDS0151RD	Group Employment	7/1/2013	6/30/2017		\$ 63,755			N
DDS	ALLIED REHABILITATION CENTERS INC	13DDS0151RD	Individual Supported Employment	7/1/2013	6/30/2017		\$ 12,950			N
DDS	ALLIED REHABILITATION CENTERS INC	13DDS0151RD	Individualized Home Supports	7/1/2013	6/30/2017				\$ 45	N
DDS	ALLIED REHABILITATION CENTERS INC	17DDS0151RD	Community Living Arrangements	7/1/2017	6/30/2020	\$ 19,118,026			\$ 1,967,903	N
DDS	ALLIED REHABILITATION CENTERS INC	17DDS0151RD	Day Support Options	7/1/2017	6/30/2020		\$ 2,021,542			N
DDS	ALLIED REHABILITATION CENTERS INC	17DDS0151RD	Group Employment	7/1/2017	6/30/2020		\$ 1,148,058			N
DDS	ALLIED REHABILITATION CENTERS INC	17DDS0151RD	Individual Supported Employment	7/1/2017	6/30/2020		\$ 133,690			N
DDS	ALLIED REHABILITATION CENTERS INC	17DDS0151RD	Individualized Home Supports	7/1/2017	6/30/2020				\$ 183,312	N
DDS	ALTERNATIVE ENRICHMENT AT	13DDS0154RD	Day Support Options	7/1/2013	6/30/2017	\$ 2,317,416	\$ 40,833			N
DDS	ALTERNATIVE SERVICES CONNECTICUT INC	13DDS0155RD	Clinical Behavior Supports	7/1/2013	6/30/2017	\$ 42,252,210	\$ 606		\$ 2,424	N
DDS	ALTERNATIVE SERVICES CONNECTICUT INC	13DDS0155RD	Community Living Arrangements	7/1/2013	6/30/2017				\$ 367,519	N
DDS	ALTERNATIVE SERVICES CONNECTICUT INC	13DDS0155RD	Continuous Residential Supports	7/1/2013	6/30/2017				\$ 91,263	N
DDS	ALTERNATIVE SERVICES CONNECTICUT INC	13DDS0155RD	Day Support Options	7/1/2013	6/30/2017		\$ 22,862			N
DDS	ALTERNATIVE SERVICES CONNECTICUT INC	13DDS0155RD	Group Employment	7/1/2013	6/30/2017		\$ -			N
DDS	ALTERNATIVE SERVICES CONNECTICUT INC	13DDS0155RD	Healthcare Coordination	7/1/2013	6/30/2017				\$ 125	N
DDS	ALTERNATIVE SERVICES CONNECTICUT INC	13DDS0155RD	Individualized Home Supports	7/1/2013	6/30/2017	\$ 42,252,210	\$ 1,358		\$ 24,657	N
DDS	ALTERNATIVE SERVICES CONNECTICUT INC	17DDS0155RD	Clinical Behavior Supports	7/1/2017	6/30/2020	\$ 29,547,303	\$ 2,666		\$ 12,544	N
DDS	ALTERNATIVE SERVICES CONNECTICUT INC	17DDS0155RD	Community Living Arrangements	7/1/2017	6/30/2020				\$ 6,065,930	N
DDS	ALTERNATIVE SERVICES CONNECTICUT INC	17DDS0155RD	Continuous Residential Supports	7/1/2017	6/30/2020				\$ 1,511,327	N
DDS	ALTERNATIVE SERVICES CONNECTICUT INC	17DDS0155RD	Day Support Options	7/1/2017	6/30/2020		\$ 455,384			N
DDS	ALTERNATIVE SERVICES CONNECTICUT INC	17DDS0155RD	Group Employment	7/1/2017	6/30/2020		\$ 8,577			N
DDS	ALTERNATIVE SERVICES CONNECTICUT INC	17DDS0155RD	Healthcare Coordination	7/1/2017	6/30/2020				\$ 1,237	N
DDS	ALTERNATIVE SERVICES CONNECTICUT INC	17DDS0155RD	Individualized Home Supports	7/1/2017	6/30/2020		\$ 27,277		\$ 455,602	N
DDS	ALTERNATIVES INC	13DDS0156RD	Community Living Arrangements	7/1/2013	6/30/2017	\$ 11,824,299			\$ 84,831	N
DDS	ALTERNATIVES INC	13DDS0156RD	Continuous Residential Supports	7/1/2013	6/30/2017				\$ 23,145	N
DDS	ALTERNATIVES INC	13DDS0156RD	Day Support Options	7/1/2013	6/30/2017		\$ 70,137			N
DDS	ALTERNATIVES INC	17DDS0156RD	Community Living Arrangements	7/1/2017	6/30/2020	\$ 8,722,467			\$ 1,602,509	N
DDS	ALTERNATIVES INC	17DDS0156RD	Continuous Residential Supports	7/1/2017	6/30/2020				\$ 391,699	N



Agency	Supplier	Contract #	Description	Begin Date	Expire Date	Contract Amount	General Fund Payments	Federal Fund Payments	Other Fund Payments	Competitive
DDS	ALTERNATIVES INC	17DDS0156RD	Day Support Options	7/1/2017	6/30/2020		\$ 493,781			N
DDS	APPLIED BEHAVIORAL SCIENCES LLC	15DDS0310CS	Group Psychotherapy FY 18	7/1/2015	6/30/2018	\$ 79,500	\$ 12,190			N
DDS	ARC OF GREATER NEW HAVEN INC	13DDS0159RD	Day Support Options	7/1/2013	6/30/2017	\$ 10,680,074	\$ 151,423			N
DDS	ARC OF GREATER NEW HAVEN INC	17DDS0159RD	Day Support Options	7/1/2017	6/30/2020	\$ 8,023,269	\$ 2,419,144			N
DDS	ARC OF MERIDEN - WALLINGFORD INC	13DDS0160RD	Community Living Arrangements	7/1/2013	6/30/2017				\$ 163,895	N
DDS	ARC OF MERIDEN - WALLINGFORD INC	13DDS0160RD	Continuous Residential Supports	7/1/2013	6/30/2017		\$ 35,002		\$ 81,498	N
DDS	ARC OF MERIDEN - WALLINGFORD INC	13DDS0160RD	Day Support Options	7/1/2013	6/30/2017		\$ 217,299			N
DDS	ARC OF MERIDEN - WALLINGFORD INC	13DDS0160RD	Group Employment	7/1/2013	6/30/2017		\$ 55,282			N
DDS	ARC OF MERIDEN - WALLINGFORD INC	13DDS0160RD	Individual Supported Employment	7/1/2013	6/30/2017		\$ 5,016			N
DDS	ARC OF MERIDEN - WALLINGFORD INC	13DDS0160RD	Individualized Home Supports	7/1/2013	6/30/2017	\$ 55,761,952			\$ 15,843	N
DDS	ARC OF MERIDEN - WALLINGFORD INC	17DDS0160RD	Community Living Arrangements	7/1/2017	6/30/2020	\$ 41,406,815			\$ 1,745,179	N
DDS	ARC OF MERIDEN - WALLINGFORD INC	17DDS0160RD	Continuous Residential Supports	7/1/2017	6/30/2020		\$ 241,404		\$ 887,249	N
DDS	ARC OF MERIDEN - WALLINGFORD INC	17DDS0160RD	Day Support Options	7/1/2017	6/30/2020		\$ 2,210,189			N
DDS	ARC OF MERIDEN - WALLINGFORD INC	17DDS0160RD	Group Employment	7/1/2017	6/30/2020		\$ 595,668			N
DDS	ARC OF MERIDEN - WALLINGFORD INC	17DDS0160RD	Individual Supported Employment	7/1/2017	6/30/2020		\$ 34,782			N
DDS	ARC OF MERIDEN - WALLINGFORD INC	17DDS0160RD	Individualized Home Supports	7/1/2017	6/30/2020				\$ 241,201	N
DDS	AREA COOPERATIVE EDUCATIONAL SERVICES	13DDS0164RD	Clinical Behavior Supports	7/1/2013	6/30/2017	\$ 11,305,471	\$ 2,424			N
DDS	AREA COOPERATIVE EDUCATIONAL SERVICES	13DDS0164RD	Day Support Options	7/1/2013	6/30/2017		\$ 18,077			N
DDS	AREA COOPERATIVE EDUCATIONAL SERVICES	13DDS0164RD	Group Employment	7/1/2013	6/30/2017		\$ 81,028			N
DDS	AREA COOPERATIVE EDUCATIONAL SERVICES	13DDS0164RD	Individual Supported Employment	7/1/2013	6/30/2017		\$ 6,772			N
DDS	AREA COOPERATIVE EDUCATIONAL SERVICES	13DDS0164RD	Individualized Home Supports	7/1/2013	6/30/2017		\$ 4,365			N
DDS	AREA COOPERATIVE EDUCATIONAL SERVICES	17DDS0164RD	Clinical Behavior Supports	7/1/2017	6/30/2020	\$ 8,731,894	\$ 30,815			N
DDS	AREA COOPERATIVE EDUCATIONAL SERVICES	17DDS0164RD	Day Support Options	7/1/2017	6/30/2020		\$ 372,604			N
DDS	AREA COOPERATIVE EDUCATIONAL SERVICES	17DDS0164RD	Group Employment	7/1/2017	6/30/2020		\$ 1,595,493			N
DDS	AREA COOPERATIVE EDUCATIONAL SERVICES	17DDS0164RD	Individual Supported Employment	7/1/2017	6/30/2020		\$ 97,232			N
DDS	AREA COOPERATIVE EDUCATIONAL SERVICES	17DDS0164RD	Individualized Home Supports	7/1/2017	6/30/2020		\$ 57,115			N
DDS	ARI OF CONNECTICUT INC	13DDS0165RD	Community Living Arrangements	7/1/2013	6/30/2017	\$ 28,048,003			\$ 177,933	N
DDS	ARI OF CONNECTICUT INC	13DDS0165RD	Day Support Options	7/1/2013	6/30/2017		\$ 62,746			N
DDS	ARI OF CONNECTICUT INC	13DDS0165RD	Group Employment	7/1/2013	6/30/2017		\$ 13,201			N
DDS	ARI OF CONNECTICUT INC	13DDS0165RD	Individual Supported Employment	7/1/2013	6/30/2017		\$ 6,229			N
DDS	ARI OF CONNECTICUT INC	13DDS0165RD	Individualized Home Supports	7/28/2013	6/30/2017				\$ 22,436	N
DDS	ARI OF CONNECTICUT INC	13DDS0165RD	Pre-Vocational	7/1/2013	6/30/2017		\$ 3,813			N



Agency	Supplier	Contract #	Description	Begin Date	Expire Date	Contract Amount	General Fund Payments	Federal Fund Payments	Other Fund Payments	Competitive
DDS	ARI OF CONNECTICUT INC	17DDS0165RD	Community Living Arrangements	7/1/2017	6/30/2020	\$ 18,042,467			\$ 3,049,151	N
DDS	ARI OF CONNECTICUT INC	17DDS0165RD	Day Support Options	7/1/2017	6/30/2020		\$ 1,191,306			N
DDS	ARI OF CONNECTICUT INC	17DDS0165RD	Group Employment	7/1/2017	6/30/2020		\$ 279,951			N
DDS	ARI OF CONNECTICUT INC	17DDS0165RD	Individual Supported Employment	7/1/2017	6/30/2020		\$ 83,830			N
DDS	ARI OF CONNECTICUT INC	17DDS0165RD	Individualized Home Supports	7/1/2017	6/30/2020				\$ 428,594	N
DDS	ARI OF CONNECTICUT INC	17DDS0165RD	Pre-Vocational	7/1/2017	6/30/2020		\$ 19,382			N
DDS	ASSOCIATED NEUROLOGISTS	16DDS1001CS	Neurological consultation services for Department of Developmental Services (DDS) residents of Southbury Training School (STS)	7/1/2016	6/30/2018	\$ 30,000	\$ 7,875			N
DDS	BAROCO CORP	13DDS0168RD	Day Support Options	7/1/2013	6/30/2017	\$ 15,238,693	\$ 219,568			N
DDS	BAROCO CORP	17DDS0168RD	Day Support Options	7/1/2017	6/30/2020	\$ 11,989,395	\$ 3,315,474			N
DDS	BECKET FAMILY OF SERVICES	17DDS0102OT	Medical Services-Non-Profits	7/1/2017	6/30/2020	\$ 75,000	\$ 12,500			N
DDS	BEHAVIORAL MANAGEMENT LLC	13DDS0169RD	Day Support Options	7/1/2013	6/30/2017	\$ 7,789,500	\$ 55,326			N
DDS	BEHAVIORAL MANAGEMENT LLC	13DDS0169RD	Group Employment	7/1/2013	6/30/2017		\$ 1,210			N
DDS	BEHAVIORAL MANAGEMENT LLC	13DDS0169RD	Individualized Home Supports	7/1/2013	6/30/2017				\$ -	N
DDS	BEHAVIORAL MANAGEMENT LLC	17DDS0223RD	Day Support Options	7/1/2017	6/30/2020	\$ 4,160,409	\$ 1,076,724			N
DDS	BEHAVIORAL MANAGEMENT LLC	17DDS0223RD	Group Employment	7/1/2017	6/30/2020		\$ 52,951			N
DDS	BEHAVIORAL MANAGEMENT LLC	17DDS0223RD	Individualized Home Supports	7/1/2017	6/30/2020		\$ 927		\$ 102,086	N
DDS	BENHAVEN INC	13DDS0170RD	Clinical Behavioral Supports	7/1/2013	6/30/2017	\$ 25,745,410	\$ 7,939		\$ 7,030	N
DDS	BENHAVEN INC	13DDS0170RD	Community Companion Home	7/1/2013	6/30/2017				\$ 5,858	N
DDS	BENHAVEN INC	13DDS0170RD	Community Living Arrangements	7/1/2013	6/30/2017		\$ 13,672		\$ 128,776	N
DDS	BENHAVEN INC	13DDS0170RD	Day Support Options	7/1/2013	6/30/2017		\$ 4,609			N
DDS	BENHAVEN INC	13DDS0170RD	Group Employment	7/1/2013	6/30/2017		\$ 40,499			N
DDS	BENHAVEN INC	13DDS0170RD	Individualized Home Supports	7/1/2013	6/30/2017		\$ 17,847		\$ 2,681	N
DDS	BENHAVEN INC	17DDS0170RD	Clinical Behavior Supports	7/1/2017	6/30/2020	\$ 12,589,442	\$ 34,057		\$ 31,300	N
DDS	BENHAVEN INC	17DDS0170RD	Community Companion Home	7/1/2017	6/30/2020				\$ 73,041	N
DDS	BENHAVEN INC	17DDS0170RD	Community Living Arrangements	7/1/2017	6/30/2020		\$ 290,996		\$ 2,058,078	N
DDS	BENHAVEN INC	17DDS0170RD	Day Support Options	7/1/2017	6/30/2020		\$ 122,815			N
DDS	BENHAVEN INC	17DDS0170RD	Group Employment	7/1/2017	6/30/2020		\$ 757,476			N
DDS	BENHAVEN INC	17DDS0170RD	Individualized Home Supports	7/1/2017	6/30/2020		\$ 236,297		\$ 179,115	N
DDS	BEST BUDDIES INTERNATIONAL INC	13DDS0275FS	Client Services- General	1/1/2014	6/30/2017	\$ 782,000	\$ 48,875			N
DDS	BEST BUDDIES INTERNATIONAL INC	17DDS0012FS	Client Services- General	7/19/2017	6/30/2019	\$ 391,000	\$ 146,625			N
DDS	BH CARE INC	13DDS0171RD	Day Support Options	7/1/2013	6/30/2017	\$ 2,798,026	\$ 4,789			N
DDS	BH CARE INC	13DDS0171RD	Individual Supported Employment	7/1/2013	6/30/2017		\$ 1,906			N
DDS	BH CARE INC	13DDS0171RD	Individualized Home Supports	7/1/2013	6/30/2017				\$ 3,056	N
DDS	BRIAN HOUSE INC	13DDS0172RD	Community Living Arrangements	7/1/2013	6/30/2017	\$ 20,506,240			\$ 222,389	N
DDS	BRIAN HOUSE INC	13DDS0172RD	Healthcare Coordination	7/1/2013	6/30/2017				\$ 1,434	N
DDS	BRIAN HOUSE INC	13DDS0172RD	Individualized Home Supports	7/1/2013	6/30/2017				\$ 9,704	N
DDS	BRIAN HOUSE INC	17DDS0172RD	Community Living Arrangements	7/1/2017	6/30/2020	\$ 14,161,980			\$ 3,414,430	N
DDS	BRIAN HOUSE INC	17DDS0172RD	Continuous Residential Supports	7/1/2017	6/30/2020				\$ 663,978	N
DDS	BRIAN HOUSE INC	17DDS0172RD	Healthcare Coordination	7/1/2017	6/30/2020				\$ 12,800	N
DDS	BRIAN HOUSE INC	17DDS0172RD	Individualized Home Supports	7/1/2017	6/30/2020				\$ 399,801	N
DDS	BRISTOL ADULT RESOURCE CENTER INC	13DDS0167RD	Community Living Arrangements	7/1/2013	6/30/2017	\$ 34,176,486			\$ 114,668	N
DDS	BRISTOL ADULT RESOURCE CENTER INC	13DDS0167RD	Continuous Residential Supports	7/1/2013	6/30/2017				\$ 144,242	N
DDS	BRISTOL ADULT RESOURCE CENTER INC	13DDS0167RD	Day Support Options	29 7/1/2013	6/30/2017		\$ 93,537			N



Agency	Supplier	Contract #	Description	Begin Date	Expire Date	Contract Amount	General Fund Payments	Federal Fund Payments	Other Fund Payments	Competitive
DDS	BRISTOL ADULT RESOURCE CENTER INC	13DDS0167RD	Group Employment	7/1/2013	6/30/2017		\$ 48,084			N
DDS	BRISTOL ADULT RESOURCE CENTER INC	13DDS0167RD	Individual Supported Employment	7/1/2013	6/30/2017		\$ 3,033			N
DDS	BRISTOL ADULT RESOURCE CENTER INC	17DDS0167RD	Community Living Arrangements	7/1/2017	6/30/2020	\$ 27,680,366			\$ 1,595,587	N
DDS	BRISTOL ADULT RESOURCE CENTER INC	17DDS0167RD	Continuous Residential Supports	7/1/2017	6/30/2020				\$ 2,468,696	N
DDS	BRISTOL ADULT RESOURCE CENTER INC	17DDS0167RD	Day Support Options	7/1/2017	6/30/2020		\$ 1,563,123			N
DDS	BRISTOL ADULT RESOURCE CENTER INC	17DDS0167RD	Group Employment	7/1/2017	6/30/2020		\$ 933,263			N
DDS	BRISTOL ADULT RESOURCE CENTER INC	17DDS0167RD	Individual Supported Employment	7/1/2017	6/30/2020		\$ 117,764			N
DDS	BUCKINGHAM COMM SERV OF CT INC	13DDS0174RD	Clinical Behavior Supports	7/1/2013	6/30/2017	\$ 14,426,639			\$ 727	N
DDS	BUCKINGHAM COMM SERV OF CT INC	13DDS0174RD	Continuous Residential Supports	7/1/2013	6/30/2017				\$ 20,650	N
DDS	BUCKINGHAM COMM SERV OF CT INC	13DDS0174RD	Day Support Options	7/1/2013	6/30/2017		\$ 23,822			N
DDS	BUCKINGHAM COMM SERV OF CT INC	13DDS0174RD	Group Employment	7/1/2013	6/30/2017		\$ 43,188			N
DDS	BUCKINGHAM COMM SERV OF CT INC	13DDS0174RD	Individual Supported Employment	7/1/2013	6/30/2017		\$ 5,559			N
DDS	BUCKINGHAM COMM SERV OF CT INC	13DDS0174RD	Individualized Home Supports	7/1/2013	6/30/2017				\$ 6,342	N
DDS	BUCKINGHAM COMM SERV OF CT INC	17DDS0174RD	Clinical Behavior Supports	7/1/2017	6/30/2020	\$ 8,901,124			\$ 1,454	N
DDS	BUCKINGHAM COMM SERV OF CT INC	17DDS0174RD	Continuous Residential Supports	7/1/2017	6/30/2020				\$ -	N
DDS	BUCKINGHAM COMM SERV OF CT INC	17DDS0174RD	Day Support Options	7/1/2017	6/30/2020		\$ 557,832			N
DDS	BUCKINGHAM COMM SERV OF CT INC	17DDS0174RD	Group Employment	7/1/2017	6/30/2020		\$ 848,909			N
DDS	BUCKINGHAM COMM SERV OF CT INC	17DDS0174RD	Individual Supported Employment	7/1/2017	6/30/2020		\$ 90,297			N
DDS	BUCKINGHAM COMM SERV OF CT INC	17DDS0174RD	Individualized Home Supports	7/1/2017	6/30/2020				\$ 312,327	N
DDS	CAPITOL REGION EDUCATION COUNCIL	13DDS0285RD	Community Living Arrangements	7/1/2013	6/30/2017	\$ 6,113,708	\$ 32,576		\$ 8,927	N
DDS	CAPITOL REGION EDUCATION COUNCIL	17DDS0285RD	Community Living Arrangements	7/1/2017	6/30/2020	\$ 1,788,043	\$ 289,795		\$ 226,658	N
DDS	CATHOLIC CHARITIES INC	13DDS0176RD	Community Living Arrangements	7/1/2013	6/30/2017	\$ 19,297,427			\$ 204,796	N
DDS	CATHOLIC CHARITIES INC	13DDS0176RD	Day Support Options	7/1/2013	6/30/2017		\$ 15,223			N
DDS	CATHOLIC CHARITIES INC	13DDS0176RD	Individual Supported Employment	7/1/2013	6/30/2017		\$ 948			N
DDS	CATHOLIC CHARITIES INC	13DDS0176RD	Individualized Home Supports	7/1/2013	6/30/2017				\$ 8,896	N
DDS	CATHOLIC CHARITIES INC	17DDS0176RD	Community Living Arrangements	7/1/2017	6/30/2020	\$ 12,046,626			\$ 3,333,868	N
DDS	CATHOLIC CHARITIES INC	17DDS0176RD	Day Support Options	7/1/2017	6/30/2020		\$ 381,506			N
DDS	CATHOLIC CHARITIES INC	17DDS0176RD	Individual Supported Employment	7/1/2017	6/30/2020		\$ 10,887			N
DDS	CATHOLIC CHARITIES INC	17DDS0176RD	Individualized Home Supports	7/1/2017	6/30/2020				\$ 62,749	N
DDS	CCARC INC	13DDS0177RD	Clinical Behavior Supports	7/1/2013	6/30/2017				\$ 152	N
DDS	CCARC INC	13DDS0177RD	Community Living Arrangements	7/1/2013	6/30/2017				\$ 353,285	N
DDS	CCARC INC	13DDS0177RD	Continuous Residential Supports	7/1/2013	6/30/2017				\$ 30,330	N
DDS	CCARC INC	13DDS0177RD	Day Support Options	7/1/2013	6/30/2017		\$ 143,226			N
DDS	CCARC INC	13DDS0177RD	Group Employment	7/1/2013	6/30/2017		\$ 34,427			N
DDS	CCARC INC	13DDS0177RD	Individual Supported Employment	7/30/2013	6/30/2017		\$ 3,968			N
DDS	CCARC INC	13DDS0177RD	Individualized Home Supports	7/1/2013	6/30/2017	\$ 46,683,861			\$ 6,633	N



Agency	Supplier	Contract #	Description	Begin Date	Expire Date	Contract Amount	General Fund Payments	Federal Fund Payments	Other Fund Payments	Competitive
DDS	CCARC INC	17DDS0177RD	Clinical Behavior Supports	7/1/2017	6/30/2020	\$ 31,874,775			\$ 606	N
DDS	CCARC INC	17DDS0177RD	Community Living Arrangements	7/1/2017	6/30/2020				\$ 5,434,234	N
DDS	CCARC INC	17DDS0177RD	Continuous Residential Supports	7/1/2017	6/30/2020				\$ 547,173	N
DDS	CCARC INC	17DDS0177RD	Day Support Options	7/1/2017	6/30/2020		\$ 2,449,408			N
DDS	CCARC INC	17DDS0177RD	Group Employment	7/1/2017	6/30/2020		\$ 592,724			N
DDS	CCARC INC	17DDS0177RD	Individual Supported Employment	7/1/2017	6/30/2020		\$ 65,002			N
DDS	CCARC INC	17DDS0177RD	Individualized Home Supports	7/1/2017	6/30/2020				\$ 118,268	N
DDS	CENTER FOR PEDIATRIC THERAPY-FAIRFIELD	16DDS1004CS	Occupational Therapy Services in Public Facility Located in Norwalk, CT and Affiliated Public Community Settings	7/1/2016	6/30/2019	\$ 273,564	\$ 88,618			N
DDS	CENTER OF HOPE FOUNDATION INC	13DDS0178RD	Day Support Options	7/1/2013	6/30/2017	\$ 5,557,109	\$ 52,556			N
DDS	CENTER OF HOPE FOUNDATION INC	13DDS0178RD	Group Employment	7/1/2013	6/30/2017		\$ 26,053			N
DDS	CENTER OF HOPE FOUNDATION INC	13DDS0178RD	Individual Supported Employment	7/1/2013	6/30/2017		\$ 713			N
DDS	CENTER OF HOPE FOUNDATION INC	17DDS178RD	Day Support Options	7/1/2017	6/30/2020	\$ 5,776,073	\$ 960,739			N
DDS	CENTER OF HOPE FOUNDATION INC	17DDS178RD	Group Employment	7/1/2017	6/30/2020		\$ 519,117			N
DDS	CENTER OF HOPE FOUNDATION INC	17DDS178RD	Individual Supported Employment	7/1/2017	6/30/2020		\$ 3,401			N
DDS	CEREBRAL PALSY OF WESTCHESTER	15DDS0002RD	Day Support Options	10/1/2015	6/30/2017	\$ 2,967,052	\$ 66,517			N
DDS	CEREBRAL PALSY OF WESTCHESTER	15DDS0002RD	Group Employment	10/1/2015	6/30/2017		\$ -			N
DDS	CEREBRAL PALSY OF WESTCHESTER	17DDS0002RD	Day Support Options	7/1/2017	6/30/2020	\$ 3,415,154	\$ 981,770			N
DDS	CEREBRAL PALSY OF WESTCHESTER	17DDS0002RD	Group Employment	7/1/2017	6/30/2020		\$ 7,605			N
DDS	CHAPEL HAVEN INC	13DDS0179RD	Day Support Options	7/1/2013	6/30/2017	\$ 5,778,646	\$ -			N
DDS	CHAPEL HAVEN INC	13DDS0179RD	Group Employment	7/1/2013	6/30/2017		\$ -			N
DDS	CHAPEL HAVEN INC	13DDS0179RD	Individualized Home Supports	7/1/2013	6/30/2017				\$ 2,909	N
DDS	CHAPEL HAVEN INC	17DDS0179RD	Day Support Options	7/1/2017	6/30/2020	\$ 3,163,462	\$ 250,533			N
DDS	CHAPEL HAVEN INC	17DDS0179RD	Group Employment	7/1/2017	6/30/2020		\$ 61,071			N
DDS	CHAPEL HAVEN INC	17DDS0179RD	Individual Supported Employment	7/1/2017	6/30/2020		\$ 3,206			N
DDS	CHAPEL HAVEN INC	17DDS0179RD	Individualized Home Supports	7/1/2017	6/30/2020				\$ 249,390	N
DDS	CHEZ NOUS INC	13DDS0180RD	Continuous Residential Supports	7/1/2013	6/30/2017	\$ 889,643			\$ 1,242	N
DDS	CHEZ NOUS INC	17DDS0180RD	Continuous Residential Supports	7/1/2017	6/30/2020	\$ 659,093			\$ 215,363	N
DDS	CLASP HOMES INC	13DDS0181RD	Community Living Arrangements	7/1/2013	6/30/2017	\$ 29,181,649			\$ 307,101	N
DDS	CLASP HOMES INC	13DDS0181RD	Day Support Options	7/1/2013	6/30/2017		\$ 32,413			N
DDS	CLASP HOMES INC	13DDS0181RD	Individualized Home Supports	7/1/2013	6/30/2017				\$ 15,217	N
DDS	CLASP HOMES INC	17DDS0181RD	Community Living Arrangements	7/1/2017	6/30/2020	\$ 20,384,996			\$ 4,792,880	N
DDS	CLASP HOMES INC	17DDS0181RD	Day Support Options	7/1/2017	6/30/2020		\$ 603,037			N
DDS	CLASP HOMES INC	17DDS0181RD	Individualized Home Supports	7/1/2017	6/30/2020				\$ 211,522	N
DDS	COMMUNITY ENTERPRISES INC	13DDS0182RD	Continuous Residential Supports	7/1/2013	6/30/2017	\$ 21,906,882			\$ 63,359	N
DDS	COMMUNITY ENTERPRISES INC	13DDS0182RD	Day Support Options	7/1/2013	6/30/2017		\$ 16,847			N
DDS	COMMUNITY ENTERPRISES INC	13DDS0182RD	Group Employment	7/1/2013	6/30/2017		\$ 81,358			N
DDS	COMMUNITY ENTERPRISES INC	13DDS0182RD	Individual Supported Employment	7/1/2013	6/30/2017		\$ 14,795			N
DDS	COMMUNITY ENTERPRISES INC	13DDS0182RD	Individualized Home Supports	7/1/2013	6/30/2017				\$ 29,583	N
DDS	COMMUNITY RESIDENCES INC	13DDS0183RD	Clinical Behavior Supports	7/1/2013	6/30/2017		\$ 2,242		\$ 758	N



Agency	Supplier	Contract #	Description	Begin Date	Expire Date	Contract Amount	General Fund Payments	Federal Fund Payments	Other Fund Payments	Competitive
DDS	COMMUNITY RESIDENCES INC	13DDS0183RD	Community Companion Home	7/1/2013	6/30/2017				\$ 38,415	N
DDS	COMMUNITY RESIDENCES INC	13DDS0183RD	Community Living Arrangements	7/1/2013	6/30/2017		\$ 52,850		\$ 862,020	N
DDS	COMMUNITY RESIDENCES INC	13DDS0183RD	Continuous Residential Supports	7/1/2013	6/30/2017				\$ 176,552	N
DDS	COMMUNITY RESIDENCES INC	13DDS0183RD	Day Support Options	7/1/2013	6/30/2017		\$ 241,756			N
DDS	COMMUNITY RESIDENCES INC	13DDS0183RD	Group Employment	7/1/2013	6/30/2017		\$ 4,320			N
DDS	COMMUNITY RESIDENCES INC	13DDS0183RD	Individualized Home Supports	7/1/2013	6/30/2017	\$ 90,566,925	\$ -		\$ 29,099	N
DDS	COMMUNITY RESIDENCES INC	17DDS0183RD	Cash Advance	7/1/2017	6/30/2020				\$ 55,230	N
DDS	COMMUNITY RESIDENCES INC	17DDS0183RD	Clinical Behavior Supports	7/1/2017	6/30/2020		\$ 6,424		\$ 606	N
DDS	COMMUNITY RESIDENCES INC	17DDS0183RD	Community Companion Home	7/1/2017	6/30/2020				\$ 676,367	N
DDS	COMMUNITY RESIDENCES INC	17DDS0183RD	Community Living Arrangements	7/1/2017	6/30/2020		\$ 759,200		\$ 14,800,098	N
DDS	COMMUNITY RESIDENCES INC	17DDS0183RD	Continuous Residential Supports	7/1/2017	6/30/2020				\$ 2,800,689	N
DDS	COMMUNITY RESIDENCES INC	17DDS0183RD	Day Support Options	7/1/2017	6/30/2020		\$ 3,751,601			N
DDS	COMMUNITY RESIDENCES INC	17DDS0183RD	Group Employment	7/1/2017	6/30/2020		\$ 70,868			N
DDS	COMMUNITY RESIDENCES INC	17DDS0183RD	Individualized Home Supports	7/1/2017	6/30/2020	\$ 79,697,116	\$ 8,617		\$ 641,189	N
DDS	COMMUNITY RESOURCES FOR JUSTICE	13DDS0184RD	Community Living Arrangements	7/1/2013	6/30/2017	\$ 16,008,883			\$ 180,842	N
DDS	COMMUNITY RESOURCES FOR JUSTICE	13DDS0184RD	Continuous Residential Supports	7/1/2013	6/30/2017				\$ 71,734	N
DDS	COMMUNITY RESOURCES FOR JUSTICE	13DDS0184RD	Day Support Options	7/1/2013	6/30/2017		\$ 9,119			N
DDS	COMMUNITY RESOURCES FOR JUSTICE	13DDS0184RD	Individualized Home Supports	7/1/2013	6/30/2017				\$ 2,789	N
DDS	COMMUNITY RESOURCES FOR JUSTICE	17DDS0227RD	Community Living Arrangements	7/1/2017	6/30/2020	\$ 6,680,423			\$ 471,187	N
DDS	COMMUNITY RESOURCES FOR JUSTICE	17DDS0227RD	Continuous Residential Supports	7/1/2017	6/30/2020				\$ 130,938	N
DDS	COMMUNITY RESOURCES FOR JUSTICE	17DDS0227RD	Day Support Options	7/1/2017	6/30/2020		\$ 30,322			N
DDS	COMMUNITY RESOURCES FOR JUSTICE	17DDS0227RD	Individualized Home Supports	7/1/2017	6/30/2020				\$ 11,445	N
DDS	COMMUNITY SOCIAL INTEGRATION LLC	13DDS0185RD	Continuous Residential Supports	7/1/2013	6/30/2017	\$ 24,781,534			\$ 251,413	N
DDS	COMMUNITY SOCIAL INTEGRATION LLC	13DDS0185RD	Day Support Options	7/1/2013	6/30/2017		\$ 12,712			N
DDS	COMMUNITY SOCIAL INTEGRATION LLC	13DDS0185RD	Group Employment	7/1/2013	6/30/2017		\$ 4,590			N
DDS	COMMUNITY SOCIAL INTEGRATION LLC	13DDS0185RD	Individualized Home Supports	7/1/2013	6/30/2017				\$ 4,902	N
DDS	COMMUNITY SOCIAL INTEGRATION LLC	17DDS0185RD	Continuous Residential Supports	7/1/2017	6/30/2020	\$ 16,550,941			\$ 4,065,408	N
DDS	COMMUNITY SOCIAL INTEGRATION LLC	17DDS0185RD	Day Support Options	7/30/2017	6/30/2020		\$ 371,130			N



Agency	Supplier	Contract #	Description	Begin Date	Expire Date	Contract Amount	General Fund Payments	Federal Fund Payments	Other Fund Payments	Competitive
DDS	COMMUNITY SOCIAL INTEGRATION LLC	17DDS0185RD	Group Employment	7/1/2017	6/30/2020		\$ 130,131			N
DDS	COMMUNITY SOCIAL INTEGRATION LLC	17DDS0185RD	Individualized Home Supports	7/1/2017	6/30/2020				\$ 169,880	N
DDS	COMMUNITY SYSTEMS INC	13DDS0186RD	Community Living Arrangements	7/1/2013	6/30/2017				\$ 711,627	N
DDS	COMMUNITY SYSTEMS INC	13DDS0186RD	Continuous Residential Supports	7/1/2013	6/30/2017				\$ 172,075	N
DDS	COMMUNITY SYSTEMS INC	13DDS0186RD	Day Support Options	7/1/2013	6/30/2017		\$ 120,971			N
DDS	COMMUNITY SYSTEMS INC	13DDS0186RD	Group Employment	7/1/2013	6/30/2017		\$ 13,696			N
DDS	COMMUNITY SYSTEMS INC	13DDS0186RD	Healthcare Coordination	7/1/2013	6/30/2017				\$ 681	N
DDS	COMMUNITY SYSTEMS INC	13DDS0186RD	Individualized Home Supports	7/1/2013	6/30/2017	\$ 83,128,355			\$ 2,363	N
DDS	COMMUNITY SYSTEMS INC	17DDS0186RD	Community Living Arrangements	7/1/2017	6/30/2020				\$ 11,238,092	N
DDS	COMMUNITY SYSTEMS INC	17DDS0186RD	Continuous Residential Supports	7/1/2017	6/30/2020				\$ 2,836,503	N
DDS	COMMUNITY SYSTEMS INC	17DDS0186RD	Day Support Options	7/1/2017	6/30/2020		\$ 1,763,200			N
DDS	COMMUNITY SYSTEMS INC	17DDS0186RD	Group Employment	7/1/2017	6/30/2020		\$ 269,574			N
DDS	COMMUNITY SYSTEMS INC	17DDS0186RD	Healthcare Coordination	7/1/2017	6/30/2020				\$ 2,707	N
DDS	COMMUNITY SYSTEMS INC	17DDS0186RD	Individualized Home Supports	7/1/2017	6/30/2020	\$ 56,460,322			\$ 126,180	N
DDS	COMMUNITY VOCATIONAL SVS INC	13DDS0187RD	Continuous Residential Supports	7/1/2013	6/30/2017	\$ 7,056,183			\$ 49,982	N
DDS	COMMUNITY VOCATIONAL SVS INC	13DDS0187RD	Day Support Options	7/1/2013	6/30/2017		\$ 23,480			N
DDS	COMMUNITY VOCATIONAL SVS INC	13DDS0187RD	Group Employment	7/1/2013	6/30/2017		\$ 24			N
DDS	COMMUNITY VOCATIONAL SVS INC	13DDS0187RD	Individual Supported Employment	7/1/2013	6/30/2017		\$ 7,529			N
DDS	COMMUNITY VOCATIONAL SVS INC	17DDS0187RD	Continuous Residential Supports	7/1/2017	6/30/2020	\$ 4,398,721			\$ 964,312	N
DDS	COMMUNITY VOCATIONAL SVS INC	17DDS0187RD	Day Support Options	7/1/2017	6/30/2020		\$ 405,579			N
DDS	COMMUNITY VOCATIONAL SVS INC	17DDS0187RD	Group Employment	7/1/2017	6/30/2020		\$ 22,083			N
DDS	COMMUNITY VOCATIONAL SVS INC	17DDS0187RD	Individual Supported Employment	7/1/2017	6/30/2020		\$ 88,177			N
DDS	CONNECTICUT BEHAVIORAL HEALTH	13DDS0191RD	Clinical Behavior Supports	7/1/2013	6/30/2017	\$ 6,169,789	\$ 1,697			N
DDS	CONNECTICUT BEHAVIORAL HEALTH	13DDS0191RD	Individualized Home Supports	7/1/2013	6/30/2017		\$ 6,337			N
DDS	CONNECTICUT BEHAVIORAL HEALTH	17DDS0206RD	Clinical Behavior Supports	7/1/2017	6/30/2020	\$ 287,886	\$ 8,060			N
DDS	CONNECTICUT BEHAVIORAL HEALTH	17DDS0206RD	Individualized Home Supports	7/1/2017	6/30/2020		\$ 54,031			N
DDS	CONNECTICUT CENTER FOR CHILD DEVELOPMENT	13DDS0192RD	Day Support Options	7/1/2013	6/30/2017	\$ 2,478,040	\$ 41,423			N
DDS	CONNECTICUT CENTER FOR CHILD DEVELOPMENT	17DDS0150RD	Day Support Options	7/1/2017	6/30/2020	\$ 1,700,711	\$ 106,159			N
DDS	CONNECTICUT INSTITUTE FOR THE BLIND INC	13DDS0188RD	Clinical Behavior Supports	7/1/2013	6/30/2017		\$ 1,030			N
DDS	CONNECTICUT INSTITUTE FOR THE BLIND INC	13DDS0188RD	Community Companion Home	7/1/2013	6/30/2017				\$ 3,862	N
DDS	CONNECTICUT INSTITUTE FOR THE BLIND INC	13DDS0188RD	Community Living Arrangements	7/1/2013	6/30/2017		\$ 83,062		\$ 2,011,612	N
DDS	CONNECTICUT INSTITUTE FOR THE BLIND INC	13DDS0188RD	Day Support Options	7/1/2013	6/30/2017		\$ 224,885			N
DDS	CONNECTICUT INSTITUTE FOR THE BLIND INC	13DDS0188RD	Group Employment	7/1/2013	6/30/2017		\$ 31,390			N
DDS	CONNECTICUT INSTITUTE FOR THE BLIND INC	13DDS0188RD	Individualized Home Supports	7/3/2013	6/30/2017	\$ 186,403,625	\$ 7,435		\$ 1,938	N



Agency	Supplier	Contract #	Description	Begin Date	Expire Date	Contract Amount	General Fund Payments	Federal Fund Payments	Other Fund Payments	Competitive
DDS	CONNECTICUT INSTITUTE FOR THE BLIND INC	17DDS0188RD	Clinical Behavior Supports	7/1/2017	6/30/2020		\$ 4,272			N
DDS	CONNECTICUT INSTITUTE FOR THE BLIND INC	17DDS0188RD	Community Companion Home	7/1/2017	6/30/2020				\$ 55,532	N
DDS	CONNECTICUT INSTITUTE FOR THE BLIND INC	17DDS0188RD	Community Living Arrangements	7/1/2017	6/30/2020		\$ 591,916		\$ 24,347,851	N
DDS	CONNECTICUT INSTITUTE FOR THE BLIND INC	17DDS0188RD	Day Support Options	7/1/2017	6/30/2020		\$ 2,358,238			N
DDS	CONNECTICUT INSTITUTE FOR THE BLIND INC	17DDS0188RD	Group Employment	7/1/2017	6/30/2020		\$ 366,980			N
DDS	CONNECTICUT INSTITUTE FOR THE BLIND INC	17DDS0188RD	Individualized Home Supports	7/1/2017	6/30/2020		\$ 77,594		\$ 341,616	N
DDS	CONNECTICUT MENTAL HEALTH SPECIALIST INC	07DDS1001CS	DDS Payment for Psychiatric Services	1/1/2008	6/30/2019	\$ 122,400	\$ 3,400			N
DDS	CONNECTICUT MENTAL HEALTH SPECIALIST INC	15DDS1002CS	Psychiatric clinics at LFC	8/1/2015	6/30/2019	\$ 56,400	\$ 7,200			N
DDS	CONNECTICUT MENTAL HEALTH SPECIALIST INC	17DDS2004CS	Psychiatric Consultative Svcs	7/1/2017	6/30/2020	\$ 86,400	\$ 10,560			N
DDS	CONNECTICUT SPECIAL OLYMPICS INC	15DDS0315OT	Client Services- General	7/1/2015	6/30/2017	\$ 600,000	\$ 17,500			N
DDS	CONNECTICUT SPECIAL OLYMPICS INC	17DDS0101OT	Client Services- General	7/1/2017	6/30/2019	\$ 600,000	\$ 282,500			N
DDS	CONTINUUM OF CARE INC	13DDS0189RD	Community Living Arrangements	7/1/2013	6/30/2017	\$ 50,093,814			\$ 314,223	N
DDS	CONTINUUM OF CARE INC	13DDS0189RD	Continuous Residential Supports	7/1/2013	6/30/2017				\$ 232,230	N
DDS	CONTINUUM OF CARE INC	13DDS0189RD	Day Support Options	7/1/2013	6/30/2017		\$ 18,869			N
DDS	CONTINUUM OF CARE INC	13DDS0189RD	Group Employment	7/1/2013	6/30/2017		\$ 4,593			N
DDS	CONTINUUM OF CARE INC	13DDS0189RD	Healthcare Coordination	7/1/2013	6/30/2017				\$ 2,026	N
DDS	CONTINUUM OF CARE INC	13DDS0189RD	Individualized Home Supports	7/1/2013	6/30/2017				\$ 21,734	N
DDS	CONTINUUM OF CARE INC	17DDS0189RD	Community Living Arrangements	7/1/2017	6/30/2020	\$ 31,444,347			\$ 4,979,401	N
DDS	CONTINUUM OF CARE INC	17DDS0189RD	Continuous Residential Supports	7/1/2017	6/30/2020				\$ 3,515,038	N
DDS	CONTINUUM OF CARE INC	17DDS0189RD	Day Support Options	7/1/2017	6/30/2020		\$ 604,464			N
DDS	CONTINUUM OF CARE INC	17DDS0189RD	Group Employment	7/1/2017	6/30/2020		\$ 99,057			N
DDS	CONTINUUM OF CARE INC	17DDS0189RD	Healthcare Coordination	7/1/2017	6/30/2020				\$ 11,402	N
DDS	CONTINUUM OF CARE INC	17DDS0189RD	Individualized Home Supports	7/1/2017	6/30/2020				\$ 482,383	N
DDS	CORPORATION FOR PUBLIC MANAGEMENT	13DDS0190RD	Community Living Arrangements	7/1/2013	6/30/2017	\$ 25,909,405			\$ 93,112	N
DDS	CORPORATION FOR PUBLIC MANAGEMENT	13DDS0190RD	Continuous Residential Supports	7/1/2013	6/30/2017		\$ 8,539		\$ 98,533	N
DDS	CORPORATION FOR PUBLIC MANAGEMENT	13DDS0190RD	Day Support Options	7/1/2013	6/30/2017		\$ 59,381			N
DDS	CORPORATION FOR PUBLIC MANAGEMENT	13DDS0190RD	Group Employment	7/1/2013	6/30/2017		\$ 47,327			N
DDS	CORPORATION FOR PUBLIC MANAGEMENT	17DDS0190RD	Community Living Arrangements	7/1/2017	6/30/2020	\$ 17,350,408			\$ 1,641,408	N
DDS	CORPORATION FOR PUBLIC MANAGEMENT	17DDS0190RD	Continuous Residential Supports	7/1/2017	6/30/2020				\$ 1,728,056	N
DDS	CORPORATION FOR PUBLIC MANAGEMENT	17DDS0190RD	Day Support Options	7/1/2017	6/30/2020		\$ 1,130,001			N
DDS	CORPORATION FOR PUBLIC MANAGEMENT	17DDS0190RD	Group Employment	7/1/2017	6/30/2020		\$ 916,951			N
DDS	CREATIVE INTERVENTIONS LLC	12DDS0708BTA	Clinical Behavior Supports	7/1/2012	6/30/2017	\$ 1,293,079		\$ 364	\$ 364	Y
DDS	CREATIVE INTERVENTIONS LLC	12DDS0708BTA	Life Skills Coaching	7/1/2012	6/30/2017			\$ 632	\$ 632	Y
DDS	CW RESOURCES INC	13DDS0194RD	Day Support Options	7/1/2013	6/30/2017		\$ 74,523			N
DDS	CW RESOURCES INC	13DDS0194RD	Group Employment	7/1/2013	6/30/2017		\$ 441,278			N
DDS	CW RESOURCES INC	13DDS0194RD	Individual Supported Employment	7/1/2013	6/30/2017		\$ 2,841			N



Agency	Supplier	Contract #	Description	Begin Date	Expire Date	Contract Amount	General Fund Payments	Federal Fund Payments	Other Fund Payments	Competitive
DDS	CW RESOURCES INC	13DDS0194RD	Pre-Vocational	7/1/2013	6/30/2017	\$ 46,508,630	\$ 34,342			N
DDS	CW RESOURCES INC	17DDS0194RD	Day Support Options	7/1/2017	6/30/2020	\$ 33,673,654	\$ 1,131,473			N
DDS	CW RESOURCES INC	17DDS0194RD	Group Employment	7/1/2017	6/30/2020		\$ 5,872,697			N
DDS	CW RESOURCES INC	17DDS0194RD	Individual Supported Employment	7/1/2017	6/30/2020		\$ 61,473			N
DDS	CW RESOURCES INC	17DDS0194RD	Pre-Vocational	7/1/2017	6/30/2020		\$ 428,612			N
DDS	CW RESOURCES INC	17DDS0194RD	Transition Services	7/1/2017	6/30/2020		\$ 54,321			N
DDS	DEVELOPMENTAL SOLUTIONS LLC	11DDS3002CS	Sex offender group therapies for south region DDS consumers	7/1/2011	6/30/2017	\$ 167,790	\$ 1,020			N
DDS	DEVELOPMENTAL SOLUTIONS LLC	17DDS3001CS	Sex Offender Group Therapy for DDS Individuals	7/1/2017	6/30/2018	\$ 10,200	\$ 5,209			N
DDS	DISABILITY RESOURCE NETWORKING	13DDS0197RD	Day Support Options	7/1/2013	6/30/2017	\$ 7,395,081	\$ 119,522			N
DDS	DISABILITY RESOURCE NETWORKING	13DDS0197RD	Group Employment	7/1/2013	6/30/2017		\$ 1,797			N
DDS	DISABILITY RESOURCE NETWORKING	13DDS0197RD	Individualized Home Supports	7/1/2013	6/30/2017				\$ 3,287	N
DDS	DISABILITY RESOURCE NETWORKING	17DDS0191RD	Day Support Options	7/1/2017	6/30/2020	\$ 6,979,894	\$ 1,677,639			N
DDS	DISABILITY RESOURCE NETWORKING	17DDS0191RD	Group Employment	7/1/2017	6/30/2020		\$ 11,203			N
DDS	DISABILITY RESOURCE NETWORKING	17DDS0191RD	Individualized Home Supports	7/1/2017	6/30/2020				\$ 91,091	N
DDS	DUNGARVIN CONNECTICUT LLC	13DDS0198RD	Community Living Arrangements	7/1/2013	6/30/2017	\$ 37,542,421			\$ 23,509	N
DDS	DUNGARVIN CONNECTICUT LLC	13DDS0198RD	Continuous Residential Supports	7/1/2013	6/30/2017				\$ 326,749	N
DDS	DUNGARVIN CONNECTICUT LLC	13DDS0198RD	Day Support Options	7/1/2013	6/30/2017		\$ 8,345			N
DDS	DUNGARVIN CONNECTICUT LLC	13DDS0198RD	Individualized Home Supports	7/1/2013	6/30/2017				\$ 2,497	N
DDS	DUNGARVIN CONNECTICUT LLC	17DDS0192RD	Community Living Arrangements	7/1/2017	6/30/2020	\$ 21,528,308			\$ 391,480	N
DDS	DUNGARVIN CONNECTICUT LLC	17DDS0192RD	Continuous Residential Supports	7/1/2017	6/30/2020				\$ 5,458,456	N
DDS	DUNGARVIN CONNECTICUT LLC	17DDS0192RD	Day Support Options	7/1/2017	6/30/2020		\$ 315,394			N
DDS	DUNGARVIN CONNECTICUT LLC	17DDS0192RD	Individualized Home Supports	7/1/2017	6/30/2020				\$ 166,570	N
DDS	EASTER SEAL REHABILITATION CENTER OF	13DDS0201RD	Day Support Options	7/1/2013	6/30/2017	\$ 14,857,617	\$ 14,977			N
DDS	EASTER SEAL REHABILITATION CENTER OF	13DDS0201RD	Group Employment	7/1/2013	6/30/2017		\$ 104,912			N
DDS	EASTER SEAL REHABILITATION CENTER OF	13DDS0201RD	Individual Supported Employment	7/1/2013	6/30/2017		\$ 322			N
DDS	EASTER SEAL REHABILITATION CENTER OF	13DDS0201RD	Pre-Vocational	7/1/2013	6/30/2017		\$ 19,189			N
DDS	EASTER SEAL REHABILITATION CENTER OF	17DDS0201RD	Day Support Options	7/1/2017	6/30/2020	\$ 9,953,311	\$ 383,935			N
DDS	EASTER SEAL REHABILITATION CENTER OF	17DDS0201RD	Group Employment	7/1/2017	6/30/2020		\$ 2,050,200			N
DDS	EASTER SEAL REHABILITATION CENTER OF	17DDS0201RD	Individual Supported Employment	7/1/2017	6/30/2020		\$ 2,014			N
DDS	EASTER SEAL REHABILITATION CENTER OF	17DDS0201RD	Individualized Home Supports	7/1/2017	6/30/2020				\$ 589	N
DDS	EASTER SEAL REHABILITATION CENTER OF	17DDS0201RD	Pre-Vocational	7/31/2017	6/30/2020		\$ 213,232			N



Agency	Supplier	Contract #	Description	Begin Date	Expire Date	Contract Amount	General Fund Payments	Federal Fund Payments	Other Fund Payments	Competitive
DDS	EASTER SEALS CAPITAL REGION & EASTERN	13DDS0200RD	Day Support Options	7/1/2013	6/30/2017	\$ 13,848,196	\$ 75,624			N
DDS	EASTER SEALS CAPITAL REGION & EASTERN	13DDS0200RD	Group Employment	7/1/2013	6/30/2017		\$ 33,436			N
DDS	EASTER SEALS CAPITAL REGION & EASTERN	13DDS0200RD	Individual Supported Employment	7/1/2013	6/30/2017		\$ 4,377			N
DDS	EASTER SEALS CAPITAL REGION & EASTERN	13DDS0200RD	Individualized Home Supports	7/1/2013	6/30/2017				\$ 1,628	N
DDS	EASTER SEALS CAPITAL REGION & EASTERN	13DDS0200RD	Pre-Vocational	7/1/2013	6/30/2017		\$ 5,798			N
DDS	EASTER SEALS CAPITAL REGION & EASTERN	17DDS0200RD	Day Support Options	7/1/2017	6/30/2020	\$ 8,448,007	\$ 128,015			N
DDS	EASTER SEALS CAPITAL REGION & EASTERN	17DDS0200RD	Group Employment	7/1/2017	6/30/2020		\$ 57,377			N
DDS	EASTER SEALS CAPITAL REGION & EASTERN	17DDS0200RD	Individual Supported Employment	7/1/2017	6/30/2020		\$ 3,706			N
DDS	EASTER SEALS CAPITAL REGION & EASTERN	17DDS0200RD	Individualized Home Supports	7/1/2017	6/30/2020				\$ 564	N
DDS	EASTER SEALS CAPITAL REGION & EASTERN	17DDS0200RD	Pre-Vocational	7/1/2017	6/30/2020		\$ 9,614			N
DDS	EASTER SEALS GOODWILL INDUSTRIES	13DDS0199RD	Day Support Options	7/1/2013	6/30/2017	\$ 15,891,570	\$ 55,698			N
DDS	EASTER SEALS GOODWILL INDUSTRIES	13DDS0199RD	Group Employment	7/1/2013	6/30/2017	\$ 15,891,570	\$ 133,567			N
DDS	EASTER SEALS GOODWILL INDUSTRIES	13DDS0199RD	Individual Supported Employment	7/1/2013	6/30/2017	\$ 15,891,570	\$ 2,210			N
DDS	EASTER SEALS GOODWILL INDUSTRIES	17DDS0199RD	Day Support Options	7/1/2017	6/30/2020	\$ 11,877,141	\$ 319,053			N
DDS	EASTER SEALS GOODWILL INDUSTRIES	17DDS0199RD	Group Employment	7/1/2017	6/30/2020		\$ 711,829			N
DDS	EASTER SEALS GOODWILL INDUSTRIES	17DDS0199RD	Individual Supported Employment	7/1/2017	6/30/2020		\$ 27,951			N
DDS	EASTERN COMMUNITY DEV CORP	13DDS0202RD	Community Living Arrangements	7/1/2013	6/30/2017	\$ 24,569,775			\$ 221,328	N
DDS	EASTERN COMMUNITY DEV CORP	13DDS0202RD	Continuous Residential Supports	7/1/2013	6/30/2017				\$ 32,728	N
DDS	EASTERN COMMUNITY DEV CORP	13DDS0202RD	Day Support Options	7/1/2013	6/30/2017		\$ 35,072			N
DDS	EASTERN COMMUNITY DEV CORP	13DDS0202RD	Individualized Home Supports	7/1/2013	6/30/2017				\$ 5,886	N
DDS	EASTERN COMMUNITY DEV CORP	17DDS0202RD	Community Living Arrangements	7/1/2017	6/30/2020	\$ 15,230,521			\$ 3,386,342	N
DDS	EASTERN COMMUNITY DEV CORP	17DDS0202RD	Continuous Residential Supports	7/1/2017	6/30/2020				\$ 533,301	N
DDS	EASTERN COMMUNITY DEV CORP	17DDS0202RD	Day Support Options	7/1/2017	6/30/2020		\$ 657,585			N
DDS	EASTERN COMMUNITY DEV CORP	17DDS0202RD	Individualized Home Supports	7/1/2017	6/30/2020				\$ 338,781	N
DDS	EASTERSEALS CAPITAL REGION & EASTERN	17DDS0200RD	Day Support Options	7/1/2017	6/30/2020		\$ 1,418,079			N
DDS	EASTERSEALS CAPITAL REGION & EASTERN	17DDS0200RD	Group Employment	7/1/2017	6/30/2020		\$ 604,736			N
DDS	EASTERSEALS CAPITAL REGION & EASTERN	17DDS0200RD	Individual Supported Employment	7/1/2017	6/30/2020		\$ 61,378			N
DDS	EASTERSEALS CAPITAL REGION & EASTERN	17DDS0200RD	Individualized Home Supports	7/30/2017	6/30/2020				\$ 5,405	N



Agency	Supplier	Contract #	Description	Begin Date	Expire Date	Contract Amount	General Fund Payments	Federal Fund Payments	Other Fund Payments	Competitive
DDS	EASTERSEALS CAPITAL REGION & EASTERN	17DDS0200RD	Pre-Vocational	7/1/2017	6/30/2020		\$ 79,539			N
DDS	EDADVANCE	13DDS0203RD	Community Living Arrangements	7/1/2013	6/30/2017	\$ 12,671,581			\$ 71,550	N
DDS	EDADVANCE	13DDS0203RD	Continuous Residential Supports	7/1/2013	6/30/2017				\$ 20,338	N
DDS	EDADVANCE	13DDS0203RD	Day Support Options	7/1/2013	6/30/2017		\$ 8,671			N
DDS	EDADVANCE	13DDS0203RD	Group Employment	7/1/2013	6/30/2017		\$ 15,446			N
DDS	EDADVANCE	13DDS0203RD	Individual Supported Employment	7/1/2013	6/30/2017		\$ 7,023			N
DDS	EDADVANCE	13DDS0203RD	Individualized Home Supports	7/1/2013	6/30/2017				\$ 12,169	N
DDS	EDADVANCE	17DDS0203RD	Community Living Arrangements	7/1/2017	6/30/2020	\$ 6,786,556			\$ 852,305	N
DDS	EDADVANCE	17DDS0203RD	Continuous Residential Supports	7/1/2017	6/30/2020				\$ 327,676	N
DDS	EDADVANCE	17DDS0203RD	Day Support Options	7/1/2017	6/30/2020		\$ 148,515			N
DDS	EDADVANCE	17DDS0203RD	Group Employment	7/1/2017	6/30/2020		\$ 214,486			N
DDS	EDADVANCE	17DDS0203RD	Individual Supported Employment	7/1/2017	6/30/2020		\$ 60,175			N
DDS	EDADVANCE	17DDS0203RD	Individualized Home Supports	7/1/2017	6/30/2020				\$ 217,835	N
DDS	EDUCATIONAL CONSULTANTS GROUP	13DDS0286RD	Continuous Residential Supports	7/1/2013	6/30/2017	\$ 1,597,262			\$ 29,697	N
DDS	EDUCATIONAL CONSULTANTS GROUP	17DDS0286RD	Continuous Residential Supports	7/1/2017	6/30/2020	\$ 1,175,972			\$ 326,659	N
DDS	ELEGANT CLINICAL CORPORATION	14DDS0001RD	Day Support Options	9/1/2014	6/30/2017	\$ 4,341,084	\$ 52,199			N
DDS	ELEGANT CLINICAL CORPORATION	14DDS0001RD	Group Employment	9/1/2014	6/30/2017		\$ 40,906			N
DDS	ELEGANT CLINICAL CORPORATION	14DDS0001RD	Individualized Home Supports	9/1/2014	6/30/2017				\$ 5,123	N
DDS	ELEGANT CLINICAL CORPORATION	17DDS0288RD	Clinical Behavior Supports	7/1/2017	6/30/2020	\$ 6,464,366			\$ 727	N
DDS	ELEGANT CLINICAL CORPORATION	17DDS0288RD	Day Support Options	7/1/2017	6/30/2020		\$ 944,548			N
DDS	ELEGANT CLINICAL CORPORATION	17DDS0288RD	Group Employment	7/1/2017	6/30/2020		\$ 689,073			N
DDS	ELEGANT CLINICAL CORPORATION	17DDS0288RD	Individualized Home Supports	7/1/2017	6/30/2020				\$ 105,253	N
DDS	ELEGANT CLINICAL CORPORATION	17DDS0288RD	Transition Services	7/1/2017	6/30/2020		\$ 10,879			N
DDS	EMPLOYMENT OPTIONS LLC	13DDS0287RD	Continuous Residential Supports	7/1/2013	6/30/2017	\$ 12,537,484			\$ 55,984	N
DDS	EMPLOYMENT OPTIONS LLC	13DDS0287RD	Day Support Options	7/1/2013	6/30/2017		\$ 38,450			N
DDS	EMPLOYMENT OPTIONS LLC	13DDS0287RD	Group Employment	7/1/2013	6/30/2017		\$ 18,073			N
DDS	EMPLOYMENT OPTIONS LLC	13DDS0287RD	Individualized Home Supports	7/1/2013	6/30/2017				\$ 20,281	N
DDS	EMPLOYMENT OPTIONS LLC	17DDS0153RD	Continuous Residential Supports	7/1/2017	6/30/2020	\$ 8,271,260			\$ 913,371	N
DDS	EMPLOYMENT OPTIONS LLC	17DDS0153RD	Day Support Options	7/1/2017	6/30/2020		\$ 581,546			N
DDS	EMPLOYMENT OPTIONS LLC	17DDS0153RD	Group Employment	7/1/2017	6/30/2020		\$ 233,755			N
DDS	EMPLOYMENT OPTIONS LLC	17DDS0153RD	Individualized Home Supports	7/1/2017	6/30/2020				\$ 242,269	N
DDS	FAMILY OPTIONS	13DDS0204RD	Community Living Arrangements	7/1/2013	6/30/2017	\$ 22,163,071			\$ 195,180	N
DDS	FAMILY OPTIONS	13DDS0204RD	Continuous Residential Supports	7/1/2013	6/30/2017				\$ 84,017	N
DDS	FAMILY OPTIONS	13DDS0204RD	Day Support Options	7/1/2013	6/30/2017		\$ 10,542			N
DDS	FAMILY OPTIONS	17DDS0204RD	Community Living Arrangements	7/1/2017	6/30/2020	\$ 13,669,187			\$ 3,300,286	N
DDS	FAMILY OPTIONS	17DDS0204RD	Continuous Residential Supports	7/1/2017	6/30/2020				\$ 734,537	N
DDS	FAMILY OPTIONS	17DDS0204RD	Day Support Options	7/1/2017	6/30/2020		\$ 160,109			N
DDS	FAMILY PARTNERSHIP OF CT LLC	13DDS0205RD	Day Support Options	7/1/2013	6/30/2017	\$ 5,927,085	\$ 10,685			N
DDS	FAMILY PARTNERSHIP OF CT LLC	13DDS0205RD	Group Employment	7/1/2013	6/30/2017		\$ 17,713			N
DDS	FAMILY PARTNERSHIP OF CT LLC	13DDS0205RD	Individual Supported Employment	7/1/2013	6/30/2017		\$ 4,558			N
DDS	FAMILY PARTNERSHIP OF CT LLC	13DDS0205RD	Individualized Home Supports	7/31/2013	6/30/2017		\$ 12,350		\$ 6,791	N



Agency	Supplier	Contract #	Description	Begin Date	Expire Date	Contract Amount	General Fund Payments	Federal Fund Payments	Other Fund Payments	Competitive
DDS	FAMILY PARTNERSHIP OF CT LLC	17DDS0219RD	Day Support Options	7/1/2017	6/30/2020	\$ 3,259,231	\$ 278,077			N
DDS	FAMILY PARTNERSHIP OF CT LLC	17DDS0219RD	Group Employment	7/1/2017	6/30/2020		\$ 385,979			N
DDS	FAMILY PARTNERSHIP OF CT LLC	17DDS0219RD	Individual Supported Employment	7/1/2017	6/30/2020		\$ 27,502			N
DDS	FAMILY PARTNERSHIP OF CT LLC	17DDS0219RD	Individualized Home Supports	7/1/2017	6/30/2020		\$ 145,234		\$ 140,340	N
DDS	FAMILY SUPPORT TEAM LLC	13DDS0206RD	Individualized Home Supports	7/1/2013	6/30/2017	\$ 3,203,120	\$ 4,017		\$ 4,251	N
DDS	FAMILY SUPPORT TEAM LLC	17DDS0169RD	Day Support Options	7/1/2017	6/30/2020	\$ 1,142,644	\$ 65,178			N
DDS	FAMILY SUPPORT TEAM LLC	17DDS0169RD	Group Employment	7/1/2017	6/30/2020		\$ 11,747			N
DDS	FAMILY SUPPORT TEAM LLC	17DDS0169RD	Individualized Home Supports	7/1/2017	6/30/2020		\$ 91,195		\$ 82,786	N
DDS	FRIENDS OF NEW MILFORD INC	13DDS0207RD	Community Living Arrangements	7/1/2013	6/30/2017	\$ 5,992,024			\$ 23,915	N
DDS	FRIENDS OF NEW MILFORD INC	13DDS0207RD	Day Support Options	7/1/2013	6/30/2017		\$ 8,866			N
DDS	FRIENDS OF NEW MILFORD INC	13DDS0207RD	Group Employment	7/1/2013	6/30/2017		\$ 8,665			N
DDS	FRIENDS OF NEW MILFORD INC	13DDS0207RD	Individualized Home Supports	7/1/2013	6/30/2017				\$ 4,072	N
DDS	FRIENDS OF NEW MILFORD INC	17DDS0207RD	Community Living Arrangements	7/1/2017	6/30/2020	\$ 2,669,999			\$ 454,142	N
DDS	FRIENDS OF NEW MILFORD INC	17DDS0207RD	Day Support Options	7/1/2017	6/30/2020		\$ 174,526			N
DDS	FRIENDS OF NEW MILFORD INC	17DDS0207RD	Group Employment	7/1/2017	6/30/2020		\$ 116,429			N
DDS	FRIENDS OF NEW MILFORD INC	17DDS0207RD	Individualized Home Supports	7/1/2017	6/30/2020				\$ 64,493	N
DDS	FUTURES INC	13DDS0208RD	Day Support Options	7/1/2013	6/30/2017	\$ 7,144,364	\$ 27,583			N
DDS	FUTURES INC	13DDS0208RD	Group Employment	7/1/2013	6/30/2017		\$ 36,962			N
DDS	FUTURES INC	13DDS0208RD	Individual Supported Employment	7/1/2013	6/30/2017		\$ 931			N
DDS	FUTURES INC	13DDS0208RD	Individualized Home Supports	7/1/2013	6/30/2017				\$ 1,472	N
DDS	FUTURES INC	17DDS0208RD	Day Support Options	7/1/2017	6/30/2020	\$ 6,487,916	\$ 638,531			N
DDS	FUTURES INC	17DDS0208RD	Group Employment	7/1/2017	6/30/2020		\$ 761,622			N
DDS	FUTURES INC	17DDS0208RD	Individual Supported Employment	7/1/2017	6/30/2020		\$ 11,358			N
DDS	FUTURES INC	17DDS0208RD	Individualized Home Supports	7/1/2017	6/30/2020				\$ 81,345	N
DDS	G I L FOUNDATION INC	13DDS0213RD	Day Support Options	7/1/2013	6/30/2017	\$ 13,494,340	\$ 2,952			N
DDS	G I L FOUNDATION INC	17DDS0213RD	Community Living Arrangements	7/1/2017	6/30/2020	\$ 10,985,036			\$ 3,035,874	N
DDS	G I L FOUNDATION INC	17DDS0213RD	Day Support Options	7/1/2017	6/30/2020		\$ 280,813			N
DDS	GIL FOUND INC	13DDS0213RD	Community Living Arrangements	7/1/2013	6/30/2017				\$ 129,540	N
DDS	GIL FOUND INC	13DDS0213RD	Day Support Options	7/1/2013	6/30/2017		\$ 16,591			N
DDS	GOOD LIFE RESIDENTIAL LLC	16DDS0001RD	Day Support Options	10/1/2015	6/30/2017	\$ 1,905,183	\$ 212			N
DDS	GOOD LIFE RESIDENTIAL LLC	16DDS0001RD	Group Employment	10/1/2015	6/30/2017		\$ 2,441			N
DDS	GOOD LIFE RESIDENTIAL LLC	16DDS0001RD	Individualized Home Supports	10/1/2015	6/30/2017		\$ 10,267		\$ 10,588	N
DDS	GOOD LIFE RESIDENTIAL LLC	17DDS0001RD	Clinical Behavior Supports	7/1/2017	6/30/2020	\$ 2,930,660	\$ 3,000			N
DDS	GOOD LIFE RESIDENTIAL LLC	17DDS0001RD	Day Support Options	7/1/2017	6/30/2020		\$ 178,018			N
DDS	GOOD LIFE RESIDENTIAL LLC	17DDS0001RD	Group Employment	7/1/2017	6/30/2020		\$ 79,192			N
DDS	GOOD LIFE RESIDENTIAL LLC	17DDS0001RD	Individualized Home Supports	7/1/2017	6/30/2020		\$ 75,567		\$ 262,164	N
DDS	GOODWILL INDUSTRIES OF SOUTHERN	17DDS0199RD	Day Support Options	7/1/2017	6/30/2020		\$ 687,627			N
DDS	GOODWILL INDUSTRIES OF SOUTHERN	17DDS0199RD	Group Employment	7/1/2017	6/30/2020		\$ 1,487,828			N
DDS	GOODWILL INDUSTRIES OF SOUTHERN	17DDS0199RD	Individual Supported Employment	7/1/2017	6/30/2020		\$ 76,586			N
DDS	GOODWILL OF WESTERN AND NORTHERN	13DDS0210RD	Day Support Options	7/30/2013	6/30/2017	\$ 21,963,365	\$ 81,569			N



Agency	Supplier	Contract #	Description	Begin Date	Expire Date	Contract Amount	General Fund Payments	Federal Fund Payments	Other Fund Payments	Competitive
DDS	GOODWILL OF WESTERN AND NORTHERN	13DDS0210RD	Group Employment	7/1/2013	6/30/2017		\$ 45,841			N
DDS	GOODWILL OF WESTERN AND NORTHERN	13DDS0210RD	Individual Supported Employment	7/1/2013	6/30/2017		\$ 31,443			N
DDS	GOODWILL OF WESTERN AND NORTHERN	13DDS0210RD	Individualized Home Supports	7/1/2013	6/30/2017				\$ 8,418	N
DDS	GOODWILL OF WESTERN AND NORTHERN	17DDS0210RD	Day Support Options	7/1/2017	6/30/2020	\$ 14,883,648	\$ 2,138,389			N
DDS	GOODWILL OF WESTERN AND NORTHERN	17DDS0210RD	Group Employment	7/1/2017	6/30/2020		\$ 115,293			N
DDS	GOODWILL OF WESTERN AND NORTHERN	17DDS0210RD	Individual Supported Employment	7/1/2017	6/30/2020		\$ 611,321			N
DDS	GOODWILL OF WESTERN AND NORTHERN	17DDS0210RD	Individualized Home Supports	7/1/2017	6/30/2020				\$ 249,150	N
DDS	GOODWILL OF WESTERN AND NORTHERN	17DDS0210RD	Transition Services	7/1/2017	6/30/2020		\$ 319,221			N
DDS	GREEN CHIMNEYS CHILDREN SERVICES	13DDS0212RD	Group Employment	7/1/2013	6/30/2017	\$ 3,940,652	\$ 27,206			N
DDS	GREEN CHIMNEYS CHILDREN SERVICES	17DDS0212RD	Community Living Arrangements	7/1/2017	6/30/2020	\$ 3,361,852			\$ 584,187	N
DDS	GREEN CHIMNEYS CHILDREN SERVICES	17DDS0212RD	Day Support Options	7/1/2017	6/30/2020		\$ 16,203			N
DDS	GREEN CHIMNEYS CHILDREN SERVICES	17DDS0212RD	Group Employment	7/1/2017	6/30/2020		\$ 339,006			N
DDS	GROWERS INC	13DDS0215RD	Group Employment	7/1/2013	6/30/2017	\$ 1,714,469	\$ 24,195			N
DDS	GROWERS INC	17DDS0145RD	Group Employment	7/1/2017	6/30/2020	\$ 1,820,211	\$ 475,847			N
DDS	GUIDE INC	13DDS0216RD	Day Support Options	7/1/2013	6/30/2017	\$ 8,707,961	\$ 15,977			N
DDS	GUIDE INC	13DDS0216RD	Group Employment	7/1/2013	6/30/2017		\$ 2,083			N
DDS	GUIDE INC	13DDS0216RD	Individual Supported Employment	7/1/2013	6/30/2017		\$ 55			N
DDS	GUIDE INC	13DDS0216RD	Individualized Home Supports	7/1/2013	6/30/2017				\$ 39,819	N
DDS	GUIDE INC	17DDS0216RD	Day Support Options	7/1/2017	6/30/2020	\$ 5,540,558	\$ 411,947			N
DDS	GUIDE INC	17DDS0216RD	Group Employment	7/1/2017	6/30/2020		\$ 28,605			N
DDS	GUIDE INC	17DDS0216RD	Individual Supported Employment	7/1/2017	6/30/2020		\$ 559			N
DDS	GUIDE INC	17DDS0216RD	Individualized Home Supports	7/1/2017	6/30/2020				\$ 1,043,667	N
DDS	HARC INC	13DDS0211RD	Community Companion Home	7/1/2013	6/30/2017				\$ 7,465	N
DDS	HARC INC	13DDS0211RD	Community Living Arrangements	7/1/2013	6/30/2017		\$ 1,955		\$ 257,361	N
DDS	HARC INC	13DDS0211RD	Continuous Residential Supports	7/1/2013	6/30/2017				\$ 21,359	N
DDS	HARC INC	13DDS0211RD	Day Support Options	7/1/2013	6/30/2017		\$ 253,495			N
DDS	HARC INC	13DDS0211RD	Group Employment	7/1/2013	6/30/2017		\$ 94,935			N
DDS	HARC INC	13DDS0211RD	Healthcare Coordination	7/1/2013	6/30/2017				\$ 1,986	N
DDS	HARC INC	13DDS0211RD	Individual Supported Employment	7/1/2013	6/30/2017		\$ 77			N
DDS	HARC INC	13DDS0211RD	Individualized Home Supports	7/1/2013	6/30/2017				\$ 10,301	N
DDS	HARC INC	13DDS0211RD	Pre-Vocational	7/1/2013	6/30/2017	\$ 51,441,064	\$ 25,139			N
DDS	HARC INC	17DDS0211RD	Clinical Behavior Supports	7/1/2017	6/30/2020	\$ 36,336,157			\$ 727	N
DDS	HARC INC	17DDS0211RD	Community Companion Home	7/1/2017	6/30/2020				\$ 125,054	N
DDS	HARC INC	17DDS0211RD	Community Living Arrangements	7/1/2017	6/30/2020				\$ 4,268,977	N
DDS	HARC INC	17DDS0211RD	Continuous Residential Supports	7/1/2017	6/30/2020				\$ 316,508	N
DDS	HARC INC	17DDS0211RD	Day Support Options	7/1/2017	6/30/2020		\$ 3,855,847			N
DDS	HARC INC	17DDS0211RD	Group Employment	7/1/2017	6/30/2020		\$ 1,349,124			N
DDS	HARC INC	17DDS0211RD	Healthcare Coordination	7/1/2017	6/30/2020				\$ 10,846	N
DDS	HARC INC	17DDS0211RD	Individual Supported Employment	7/1/2017	6/30/2020		\$ 6,596			N
DDS	HARC INC	17DDS0211RD	Individualized Home Supports	7/1/2017	6/30/2020				\$ 163,122	N
DDS	HARC INC	17DDS0211RD	Pre-Vocational	7/1/2017	6/30/2020		\$ 273,946			N
DDS	HISPANIC COALITION OF GREATER WATERBURY	13DDS0219RD	Day Support Options	7/1/2013	6/30/2017	\$ 3,786,387	\$ 233			N
DDS	HISPANIC COALITION OF GREATER WATERBURY	13DDS0219RD	Group Employment	7/1/2013	6/30/2017		\$ 623			N



Agency	Supplier	Contract #	Description	Begin Date	Expire Date	Contract Amount	General Fund Payments	Federal Fund Payments	Other Fund Payments	Competitive
DDS	HISPANIC COALITION OF GREATER WATERBURY	13DDS0219RD	Individualized Home Supports	7/1/2013	6/30/2017				\$ 3,613	N
DDS	HISPANIC COALITION OF GREATER WATERBURY	17DDS0287RD	Day Support Options	7/1/2017	6/30/2020	\$ 861,245	\$ 47,381			N
DDS	HISPANIC COALITION OF GREATER WATERBURY	17DDS0287RD	Group Employment	7/1/2017	6/30/2020		\$ 24,994			N
DDS	HISPANIC COALITION OF GREATER WATERBURY	17DDS0287RD	Individualized Home Supports	7/1/2017	6/30/2020				\$ 157,621	N
DDS	HORIZONS PROGRAMS INC	13DDS0220RD	Community Living Arrangements	7/1/2013	6/30/2017	\$ 30,503,144			\$ 28,465	N
DDS	HORIZONS PROGRAMS INC	13DDS0220RD	Continuous Residential Supports	7/1/2013	6/30/2017				\$ 144,142	N
DDS	HORIZONS PROGRAMS INC	13DDS0220RD	Day Support Options	7/1/2013	6/30/2017		\$ 90,042			N
DDS	HORIZONS PROGRAMS INC	13DDS0220RD	Group Employment	7/1/2013	6/30/2017		\$ 125,285			N
DDS	HORIZONS PROGRAMS INC	13DDS0220RD	Healthcare Coordination	7/1/2013	6/30/2017				\$ 610	N
DDS	HORIZONS PROGRAMS INC	13DDS0220RD	Individual Supported Employment	7/1/2013	6/30/2017		\$ 14,550			N
DDS	HORIZONS PROGRAMS INC	13DDS0220RD	Individualized Home Supports	7/1/2013	6/30/2017		\$ 7,301		\$ 6,399	N
DDS	HORIZONS PROGRAMS INC	17DDS0220RD	Community Living Arrangements	7/1/2017	6/30/2020	\$ 23,297,098			\$ 481,296	N
DDS	HORIZONS PROGRAMS INC	17DDS0220RD	Continuous Residential Supports	7/1/2017	6/30/2020				\$ 2,543,939	N
DDS	HORIZONS PROGRAMS INC	17DDS0220RD	Day Support Options	7/1/2017	6/30/2020		\$ 1,461,089			N
DDS	HORIZONS PROGRAMS INC	17DDS0220RD	Group Employment	7/1/2017	6/30/2020		\$ 1,992,746			N
DDS	HORIZONS PROGRAMS INC	17DDS0220RD	Healthcare Coordination	7/1/2017	6/30/2020				\$ 4,070	N
DDS	HORIZONS PROGRAMS INC	17DDS0220RD	Individual Supported Employment	7/1/2017	6/30/2020		\$ 130,539			N
DDS	HORIZONS PROGRAMS INC	17DDS0220RD	Individualized Home Supports	7/1/2017	6/30/2020		\$ 46,326		\$ 212,247	N
DDS	HORIZONS PROGRAMS INC	17DDS0220RD	Transition Services	7/1/2017	6/30/2020		\$ 66,120			N
DDS	HUMANIDAD INC	13DDS0221RD	Community Living Arrangements	7/1/2013	6/30/2017	\$ 12,370,646			\$ 84,376	N
DDS	HUMANIDAD INC	13DDS0221RD	Continuous Residential Supports	7/1/2013	6/30/2017				\$ 52,124	N
DDS	HUMANIDAD INC	13DDS0221RD	Individualized Home Supports	7/1/2013	6/30/2017				\$ 9,380	N
DDS	HUMANIDAD INC	17DDS0221RD	Community Living Arrangements	7/1/2017	6/30/2020	\$ 8,052,632			\$ 1,522,144	N
DDS	HUMANIDAD INC	17DDS0221RD	Continuous Residential Supports	7/1/2017	6/30/2020				\$ 885,533	N
DDS	HUMANIDAD INC	17DDS0221RD	Individualized Home Supports	7/1/2017	6/30/2020				\$ 133,867	N
DDS	ICES INC	13DDS0222RD	Clinical Behavior Supports	7/1/2013	6/30/2017	\$ 49,806,079			\$ 303	N
DDS	ICES INC	13DDS0222RD	Community Living Arrangements	7/1/2013	6/30/2017				\$ 164,418	N
DDS	ICES INC	13DDS0222RD	Continuous Residential Supports	7/1/2013	6/30/2017		\$ 21,540		\$ 320,809	N
DDS	ICES INC	13DDS0222RD	Day Support Options	7/1/2013	6/30/2017		\$ 77,973			N
DDS	ICES INC	13DDS0222RD	Group Employment	7/1/2013	6/30/2017		\$ 106,593			N
DDS	ICES INC	13DDS0222RD	Healthcare Coordination	7/1/2013	6/30/2017				\$ 645	N
DDS	ICES INC	13DDS0222RD	Individualized Home Supports	7/1/2013	6/30/2017				\$ 3,187	N
DDS	ICES INC	17DDS0222RD	Clinical Behavior Supports	7/1/2017	6/30/2020	\$ 35,112,836			\$ 2,121	N
DDS	ICES INC	17DDS0222RD	Community Living Arrangements	7/1/2017	6/30/2020				\$ 2,985,397	N
DDS	ICES INC	17DDS0222RD	Continuous Residential Supports	7/1/2017	6/30/2020		\$ 80,643		\$ 4,807,849	N
DDS	ICES INC	17DDS0222RD	Day Support Options	7/1/2017	6/30/2020		\$ 1,113,466			N
DDS	ICES INC	17DDS0222RD	Group Employment	7/1/2017	6/30/2020		\$ 1,735,646			N
DDS	ICES INC	17DDS0222RD	Healthcare Coordination	7/1/2017	6/30/2020				\$ 2,940	N
DDS	ICES INC	17DDS0222RD	Individualized Home Supports	7/1/2017	6/30/2020				\$ 60,399	N
DDS	INCLUSION FIRST LLC	13DDS0223RD	Clinical Behavior Supports	7/1/2013	6/30/2017	\$ 4,032,313	\$ 1,939			N
DDS	INCLUSION FIRST LLC	13DDS0223RD	Day Support Options	7/1/2013	6/30/2017		\$ 1,227			N
DDS	INCLUSION FIRST LLC	13DDS0223RD	Group Employment	7/1/2013	6/30/2017		\$ 1,121			N
DDS	INCLUSION FIRST LLC	13DDS0223RD	Individualized Home Supports	7/1/2013	6/30/2017		\$ 433		\$ 8,215	N
DDS	INCLUSION FIRST LLC	17DDS0205RD	Clinical Behavior Supports	7/1/2017	6/30/2020	\$ 1,085,255	\$ 7,272			N
DDS	INCLUSION FIRST LLC	17DDS0205RD	Day Support Options	7/1/2017	6/30/2020		\$ 121,740			N
DDS	INCLUSION FIRST LLC	17DDS0205RD	Group Employment	7/1/2017	6/30/2020		\$ 19,973			N
DDS	INCLUSION FIRST LLC	17DDS0205RD	Individualized Home Supports	7/1/2017	6/30/2020		\$ 18,062		\$ 145,385	N
DDS	INSTITUTE OF PROFESSIONAL PRACTICE	13DDS0224RD	Clinical Behavior Supports	7/1/2013	6/30/2017	\$ 46,117,205	\$ 1,848		\$ 818	N
DDS	INSTITUTE OF PROFESSIONAL PRACTICE	13DDS0224RD	Community Companion Home	7/1/2013	6/30/2017				\$ 21,525	N
DDS	INSTITUTE OF PROFESSIONAL PRACTICE	13DDS0224RD	Community Living Arrangements	7/1/2013	6/30/2017		\$ 49,324		\$ 344,765	N



Agency	Supplier	Contract #	Description	Begin Date	Expire Date	Contract Amount	General Fund Payments	Federal Fund Payments	Other Fund Payments	Competitive
DDS	INSTITUTE OF PROFESSIONAL PRACTICE	13DDS0224RD	Continuous Residential Supports	7/1/2013	6/30/2017				\$ 24,671	N
DDS	INSTITUTE OF PROFESSIONAL PRACTICE	13DDS0224RD	Day Support Options	7/1/2013	6/30/2017		\$ 33,650			N
DDS	INSTITUTE OF PROFESSIONAL PRACTICE	13DDS0224RD	Group Employment	7/1/2013	6/30/2017		\$ 5,214			N
DDS	INSTITUTE OF PROFESSIONAL PRACTICE	13DDS0224RD	Individual Supported Employment	7/1/2013	6/30/2017		\$ 4			N
DDS	INSTITUTE OF PROFESSIONAL PRACTICE	13DDS0224RD	Individualized Home Supports	7/1/2013	6/30/2017	\$ 46,117,205	\$ 2,371		\$ 37,332	N
DDS	INSTITUTE OF PROFESSIONAL PRACTICE	17DDS0224RD	Cash Advance	7/1/2017	6/30/2020	\$ 28,597,723			\$ 20,707	N
DDS	INSTITUTE OF PROFESSIONAL PRACTICE	17DDS0224RD	Clinical Behavior Supports	7/1/2017	6/30/2020		\$ 6,969		\$ 5,212	N
DDS	INSTITUTE OF PROFESSIONAL PRACTICE	17DDS0224RD	Community Companion Home	7/1/2017	6/30/2020				\$ 334,310	N
DDS	INSTITUTE OF PROFESSIONAL PRACTICE	17DDS0224RD	Community Living Arrangements	7/1/2017	6/30/2020		\$ 412,079		\$ 5,635,271	N
DDS	INSTITUTE OF PROFESSIONAL PRACTICE	17DDS0224RD	Continuous Residential Supports	7/1/2017	6/30/2020				\$ 363,709	N
DDS	INSTITUTE OF PROFESSIONAL PRACTICE	17DDS0224RD	Day Support Options	7/1/2017	6/30/2020		\$ 525,111			N
DDS	INSTITUTE OF PROFESSIONAL PRACTICE	17DDS0224RD	Group Employment	7/1/2017	6/30/2020		\$ 110,031			N
DDS	INSTITUTE OF PROFESSIONAL PRACTICE	17DDS0224RD	Individual Supported Employment	7/1/2017	6/30/2020		\$ 997			N
DDS	INSTITUTE OF PROFESSIONAL PRACTICE	17DDS0224RD	Individualized Home Supports	7/1/2017	6/30/2020		\$ 25,329		\$ 583,099	N
DDS	JOURNEY FOUND	13DDS0288RD	Community Living Arrangements	7/1/2013	6/30/2017	\$ 41,495,042			\$ 359,746	N
DDS	JOURNEY FOUND	13DDS0288RD	Continuous Residential Supports	7/1/2013	6/30/2017				\$ 191,941	N
DDS	JOURNEY FOUND	13DDS0288RD	Day Support Options	7/1/2013	6/30/2017		\$ 33,365			N
DDS	JOURNEY FOUND	13DDS0288RD	Group Employment	7/1/2013	6/30/2017		\$ 10,394			N
DDS	JOURNEY FOUND	13DDS0288RD	Individualized Home Supports	7/1/2013	6/30/2017				\$ 3,171	N
DDS	JOURNEY FOUND	17DDS0215RD	Community Living Arrangements	7/1/2017	6/30/2020	\$ 33,545,712			\$ 4,647,062	N
DDS	JOURNEY FOUND	17DDS0215RD	Continuous Residential Supports	7/1/2017	6/30/2020				\$ 2,506,298	N
DDS	JOURNEY FOUND	17DDS0215RD	Day Support Options	7/1/2017	6/30/2020		\$ 511,932			N
DDS	JOURNEY FOUND	17DDS0215RD	Group Employment	7/1/2017	6/30/2020		\$ 200,197			N
DDS	JOURNEY FOUND	17DDS0215RD	Individualized Home Supports	7/1/2017	6/30/2020				\$ 32,597	N
DDS	JOURNEY FOUND INC	17DDS0215RD	Community Living Arrangements	7/1/2017	6/30/2020				\$ 1,297,718	N
DDS	JOURNEY FOUND INC	17DDS0215RD	Continuous Residential Supports	7/1/2017	6/30/2020				\$ 842,570	N
DDS	JOURNEY FOUND INC	17DDS0215RD	Day Support Options	7/1/2017	6/30/2020		\$ 186,558			N
DDS	JOURNEY FOUND INC	17DDS0215RD	Group Employment	7/1/2017	6/30/2020		\$ 79,136			N
DDS	JOURNEY FOUND INC	17DDS0215RD	Individualized Home Supports	7/1/2017	6/30/2020				\$ 10,277	N
DDS	JUSTICE RESOURCE INSTITUTE INC	13DDS0226RD	Community Living Arrangements	7/1/2013	6/30/2017	\$ 7,076,955	\$ 27,180		\$ 79,510	N
DDS	JUSTICE RESOURCE INSTITUTE INC	17DDS0226RD	Community Living Arrangements	7/1/2017	6/30/2020	\$ 4,436,646			\$ 1,343,040	N
DDS	KENCREST SERVICES	13DDS0227RD	Community Living Arrangements	7/1/2013	6/30/2017	\$ 28,185,073			\$ 105,254	N
DDS	KENCREST SERVICES	13DDS0227RD	Continuous Residential Supports	7/1/2013	6/30/2017				\$ 204,004	N
DDS	KENCREST SERVICES	13DDS0227RD	Day Support Options	7/1/2013	6/30/2017		\$ 23,507			N
DDS	KENCREST SERVICES	13DDS0227RD	Group Employment	7/1/2013	6/30/2017		\$ 3,763			N
DDS	KENCREST SERVICES	13DDS0227RD	Individualized Home Supports	7/1/2013	6/30/2017				\$ 11,588	N
DDS	KENCREST SERVICES	17DDS0197RD	Community Living Arrangements	7/1/2017	6/30/2020	\$ 19,680,472			\$ 1,809,992	N
DDS	KENCREST SERVICES	17DDS0197RD	Continuous Residential Supports	7/1/2017	6/30/2020				\$ 3,441,248	N
DDS	KENCREST SERVICES	17DDS0197RD	Day Support Options	7/1/2017	6/30/2020		\$ 351,494			N
DDS	KENCREST SERVICES	17DDS0197RD	Group Employment	7/1/2017	6/30/2020		\$ 72,470			N
DDS	KENCREST SERVICES	17DDS0197RD	Individualized Home Supports	7/1/2017	6/30/2020				\$ 211,865	N



Agency	Supplier	Contract #	Description	Begin Date	Expire Date	Contract Amount	General Fund Payments	Federal Fund Payments	Other Fund Payments	Competitive
DDS	KEY HUMAN SERVICES INC	13DDS0229RD	Clinical Behavior Supports	7/1/2013	6/30/2017				\$ 770	N
DDS	KEY HUMAN SERVICES INC	13DDS0229RD	Community Companion Home	7/1/2013	6/30/2017				\$ 7,640	N
DDS	KEY HUMAN SERVICES INC	13DDS0229RD	Community Living Arrangements	7/1/2013	6/30/2017		\$ 14,128		\$ 784,477	N
DDS	KEY HUMAN SERVICES INC	13DDS0229RD	Continuous Residential Supports	7/1/2013	6/30/2017				\$ 66,376	N
DDS	KEY HUMAN SERVICES INC	13DDS0229RD	Day Support Options	7/1/2013	6/30/2017		\$ 31,387			N
DDS	KEY HUMAN SERVICES INC	13DDS0229RD	Group Employment	7/1/2013	6/30/2017		\$ 162			N
DDS	KEY HUMAN SERVICES INC	13DDS0229RD	Healthcare Coordination	7/1/2013	6/30/2017				\$ 3,012	N
DDS	KEY HUMAN SERVICES INC	13DDS0229RD	Individualized Home Supports	7/1/2013	6/30/2017	\$ 71,681,375			\$ 24,867	N
DDS	KEY HUMAN SERVICES INC	17DDS0229RD	Cash Advance	7/1/2017	6/30/2020				\$ 284,451	N
DDS	KEY HUMAN SERVICES INC	17DDS0229RD	Clinical Behavior Supports	7/1/2017	6/30/2020				\$ 17,777	N
DDS	KEY HUMAN SERVICES INC	17DDS0229RD	Community Companion Home	7/1/2017	6/30/2020				\$ 133,436	N
DDS	KEY HUMAN SERVICES INC	17DDS0229RD	Community Living Arrangements	7/1/2017	6/30/2020		\$ 29,753		\$ 14,594,843	N
DDS	KEY HUMAN SERVICES INC	17DDS0229RD	Continuous Residential Supports	7/1/2017	6/30/2020				\$ 1,271,876	N
DDS	KEY HUMAN SERVICES INC	17DDS0229RD	Day Support Options	7/1/2017	6/30/2020		\$ 890,069			N
DDS	KEY HUMAN SERVICES INC	17DDS0229RD	Group Employment	7/1/2017	6/30/2020		\$ 12,152			N
DDS	KEY HUMAN SERVICES INC	17DDS0229RD	Healthcare Coordination	7/1/2017	6/30/2020				\$ 9,071	N
DDS	KEY HUMAN SERVICES INC	17DDS0229RD	Individualized Home Supports	7/1/2017	6/30/2020	\$ 62,802,526			\$ 547,505	N
DDS	KUHN EMPLOYMENT OPPORTUNITIES INC	13DDS0230RD	Day Support Options	7/1/2013	6/30/2017	\$ 14,239,684	\$ 29,318			N
DDS	KUHN EMPLOYMENT OPPORTUNITIES INC	13DDS0230RD	Group Employment	7/1/2013	6/30/2017		\$ 87,049			N
DDS	KUHN EMPLOYMENT OPPORTUNITIES INC	13DDS0230RD	Individual Supported Employment	7/1/2013	6/30/2017		\$ 6,547			N
DDS	KUHN EMPLOYMENT OPPORTUNITIES INC	13DDS0230RD	Pre-Vocational	7/1/2013	6/30/2017		\$ 12,859			N
DDS	KUHN EMPLOYMENT OPPORTUNITIES INC	17DDS0230RD	Day Support Options	7/1/2017	6/30/2020	\$ 9,912,706	\$ 570,687			N
DDS	KUHN EMPLOYMENT OPPORTUNITIES INC	17DDS0230RD	Group Employment	7/1/2017	6/30/2020		\$ 1,647,309			N
DDS	KUHN EMPLOYMENT OPPORTUNITIES INC	17DDS0230RD	Individual Supported Employment	7/1/2017	6/30/2020		\$ 69,464			N
DDS	KUHN EMPLOYMENT OPPORTUNITIES INC	17DDS0230RD	Pre-Vocational	7/1/2017	6/30/2020		\$ 129,474			N
DDS	LIFE NEEDS COOP INC	15DDS0001RD	Continuous Residential Supports	5/1/2015	6/30/2017	\$ 2,010,173			\$ 27,830	Y
DDS	LIFE NEEDS COOP INC	15DDS0001RD	Day Support Options	5/1/2015	6/30/2017		\$ 6,949			Y
DDS	LIFE NEEDS COOP INC	17DDS0003RD	Continuous Residential Supports	7/1/2017	6/30/2020	\$ 2,182,912			\$ 470,780	N
DDS	LIFE NEEDS COOP INC	17DDS0003RD	Day Support Options	7/1/2017	6/30/2020		\$ 218,765			N
DDS	MARC COMMUNITY RESOURCES LTD	13DDS0233RD	Community Living Arrangements	7/1/2013	6/30/2017	\$ 28,316,771			\$ 231,973	N
DDS	MARC COMMUNITY RESOURCES LTD	13DDS0233RD	Continuous Residential Supports	7/1/2013	6/30/2017				\$ 19,225	N
DDS	MARC COMMUNITY RESOURCES LTD	13DDS0233RD	Day Support Options	7/1/2013	6/30/2017		\$ 128,835			N
DDS	MARC COMMUNITY RESOURCES LTD	13DDS0233RD	Group Employment	7/1/2013	6/30/2017		\$ 29,215			N
DDS	MARC COMMUNITY RESOURCES LTD	13DDS0233RD	Individual Supported Employment	7/1/2013	6/30/2017		\$ 351			N
DDS	MARC COMMUNITY RESOURCES LTD	13DDS0233RD	Individualized Home Supports	7/1/2013	6/30/2017				\$ 4,248	N
DDS	MARC COMMUNITY RESOURCES LTD	17DDS0233RD	Community Living Arrangements	7/1/2017	6/30/2020	\$ 21,652,007			\$ 2,412,645	N
DDS	MARC COMMUNITY RESOURCES LTD	17DDS0233RD	Continuous Residential Supports	7/1/2017	6/30/2020				\$ 325,334	N
DDS	MARC COMMUNITY RESOURCES LTD	17DDS0233RD	Day Support Options	7/1/2017	6/30/2020		\$ 2,096,210			N
DDS	MARC COMMUNITY RESOURCES LTD	17DDS0233RD	Group Employment	7/1/2017	6/30/2020		\$ 692,560			N



Agency	Supplier	Contract #	Description	Begin Date	Expire Date	Contract Amount	General Fund Payments	Federal Fund Payments	Other Fund Payments	Competitive
DDS	MARC COMMUNITY RESOURCES LTD	17DDS0233RD	Individual Supported Employment	7/1/2017	6/30/2020		\$ 22,853			N
DDS	MARC COMMUNITY RESOURCES LTD	17DDS0233RD	Individualized Home Supports	7/1/2017	6/30/2020				\$ 127,234	N
DDS	MARC COMMUNITY RESOURCES LTD	17DDS0233RD	Transition Services	7/1/2017	6/30/2020		\$ 1,474			N
DDS	MARC INC OF MANCHESTER	13DDS0234RD	Community Living Arrangements	7/1/2013	6/30/2017	\$ 40,755,171			\$ 91,936	N
DDS	MARC INC OF MANCHESTER	13DDS0234RD	Continuous Residential Supports	7/1/2013	6/30/2017				\$ 115,174	N
DDS	MARC INC OF MANCHESTER	13DDS0234RD	Day Support Options	7/1/2013	6/30/2017		\$ 108,582			N
DDS	MARC INC OF MANCHESTER	13DDS0234RD	Group Employment	7/1/2013	6/30/2017		\$ 87,088			N
DDS	MARC INC OF MANCHESTER	13DDS0234RD	Individual Supported Employment	7/1/2013	6/30/2017		\$ 14,607			N
DDS	MARC INC OF MANCHESTER	13DDS0234RD	Individualized Home Supports	7/1/2013	6/30/2017				\$ 32,838	N
DDS	MARC INC OF MANCHESTER	13DDS0234RD	Pre-Vocational	7/1/2013	6/30/2017		\$ 15,135			N
DDS	MARC INC OF MANCHESTER	17DDS0234RD	Community Living Arrangements	7/1/2017	6/30/2020	\$ 28,734,999			\$ 1,723,196	N
DDS	MARC INC OF MANCHESTER	17DDS0234RD	Continuous Residential Supports	7/1/2017	6/30/2020				\$ 1,952,794	N
DDS	MARC INC OF MANCHESTER	17DDS0234RD	Day Support Options	7/1/2017	6/30/2020		\$ 2,268,831			N
DDS	MARC INC OF MANCHESTER	17DDS0234RD	Group Employment	7/1/2017	6/30/2020		\$ 1,510,722			N
DDS	MARC INC OF MANCHESTER	17DDS0234RD	Individual Supported Employment	7/1/2017	6/30/2020		\$ 162,976			N
DDS	MARC INC OF MANCHESTER	17DDS0234RD	Individualized Home Supports	7/1/2017	6/30/2020				\$ 583,872	N
DDS	MARC INC OF MANCHESTER	17DDS0234RD	Pre-Vocational	7/1/2017	6/30/2020		\$ 178,350			N
DDS	MARCH INC OF MANCHESTER	13DDS0235RD	Community Living Arrangements	7/1/2013	6/30/2017	\$ 25,934,181			\$ 258,155	N
DDS	MARCH INC OF MANCHESTER	13DDS0235RD	Continuous Residential Supports	7/1/2013	6/30/2017				\$ 48,727	N
DDS	MARCH INC OF MANCHESTER	13DDS0235RD	Day Support Options	7/1/2013	6/30/2017		\$ 10,101			N
DDS	MARCH INC OF MANCHESTER	13DDS0235RD	Group Employment	7/1/2013	6/30/2017		\$ 44			N
DDS	MARCH INC OF MANCHESTER	13DDS0235RD	Individual Supported Employment	7/1/2013	6/30/2017		\$ 22			N
DDS	MARCH INC OF MANCHESTER	13DDS0235RD	Individualized Home Supports	7/1/2013	6/30/2017				\$ 10,948	N
DDS	MARCH INC OF MANCHESTER	17DDS0235RD	Community Living Arrangements	7/1/2017	6/30/2020	\$ 17,714,559			\$ 4,457,252	N
DDS	MARCH INC OF MANCHESTER	17DDS0235RD	Continuous Residential Supports	7/1/2017	6/30/2020				\$ 710,677	N
DDS	MARCH INC OF MANCHESTER	17DDS0235RD	Day Support Options	7/1/2017	6/30/2020		\$ 188,645			N
DDS	MARCH INC OF MANCHESTER	17DDS0235RD	Group Employment	7/1/2017	6/30/2020		\$ 436			N
DDS	MARCH INC OF MANCHESTER	17DDS0235RD	Individual Supported Employment	7/1/2017	6/30/2020		\$ 1,524			N
DDS	MARCH INC OF MANCHESTER	17DDS0235RD	Individualized Home Supports	7/1/2017	6/30/2020				\$ 274,952	N
DDS	MARRAKECH HOUSING OPTIONS INC	13DDS0236RD	Community Companion Home	7/1/2013	6/30/2017				\$ 4,432	N
DDS	MARRAKECH HOUSING OPTIONS INC	13DDS0236RD	Community Living Arrangements	7/1/2013	6/30/2017		\$ 78,437		\$ 486,334	N
DDS	MARRAKECH HOUSING OPTIONS INC	13DDS0236RD	Continuous Residential Supports	7/1/2013	6/30/2017				\$ 195,860	N
DDS	MARRAKECH HOUSING OPTIONS INC	13DDS0236RD	Day Support Options	7/1/2013	6/30/2017		\$ 253,814			N
DDS	MARRAKECH HOUSING OPTIONS INC	13DDS0236RD	Group Employment	7/1/2013	6/30/2017		\$ 40,546			N
DDS	MARRAKECH HOUSING OPTIONS INC	13DDS0236RD	Individual Supported Employment	7/1/2013	6/30/2017		\$ 953			N
DDS	MARRAKECH HOUSING OPTIONS INC	13DDS0236RD	Individualized Home Supports	7/1/2013	6/30/2017	\$ 96,011,074	\$ 1,979		\$ 46,424	N
DDS	MARRAKECH HOUSING OPTIONS INC	17DDS0236RD	Cash Advance	7/1/2017	6/30/2020				\$ 169,137	N
DDS	MARRAKECH HOUSING OPTIONS INC	17DDS0236RD	Clinical Behavioral Supports	7/1/2017	6/30/2020		\$ 152			N
DDS	MARRAKECH HOUSING OPTIONS INC	17DDS0236RD	Community Companion Home	7/1/2017	6/30/2020				\$ 81,036	N
DDS	MARRAKECH HOUSING OPTIONS INC	17DDS0236RD	Community Living Arrangements	7/1/2017	6/30/2020				\$ 8,764,335	N
DDS	MARRAKECH HOUSING OPTIONS INC	17DDS0236RD	Continuous Residential Supports	7/1/2017	6/30/2020				\$ 3,275,431	N



Agency	Supplier	Contract #	Description	Begin Date	Expire Date	Contract Amount	General Fund Payments	Federal Fund Payments	Other Fund Payments	Competitive
DDS	MARRAKECH HOUSING OPTIONS INC	17DDS0236RD	Day Support Options	7/1/2017	6/30/2020		\$ 3,923,945			N
DDS	MARRAKECH HOUSING OPTIONS INC	17DDS0236RD	Group Employment	7/1/2017	6/30/2020		\$ 816,934			N
DDS	MARRAKECH HOUSING OPTIONS INC	17DDS0236RD	Individual Supported Employment	7/1/2017	6/30/2020		\$ 41,704			N
DDS	MARRAKECH HOUSING OPTIONS INC	17DDS0236RD	Individualized Home Supports	7/1/2017	6/30/2020		\$ 26,679		\$ 947,399	N
DDS	MENTAL HEALTH CONNECTICUT INC	16DDS0002RD	Continuous Residential Supports	4/1/2016	6/30/2017	\$ 1,430,000			\$ 87,200	N
DDS	MENTAL HEALTH CONNECTICUT INC	16DDS0002RD	Day Support Options	4/1/2016	6/30/2017		\$ 793			N
DDS	MENTAL HEALTH CONNECTICUT INC	16DDS0002RD	Healthcare Coordination	4/1/2016	6/30/2017				\$ 878	N
DDS	MENTAL HEALTH CONNECTICUT INC	16DDS0002RD	Individualized Home Supports	4/1/2016	6/30/2017				\$ 4,631	N
DDS	MIDSTATE ARC INC	17DDS0160RD	Cash Advance	7/1/2017	6/30/2020				\$ 68,398	N
DDS	MIDSTATE ARC INC	17DDS0160RD	Community Living Arrangements	7/1/2017	6/30/2020				\$ 1,594,558	N
DDS	MIDSTATE ARC INC	17DDS0160RD	Continuous Residential Supports	7/1/2017	6/30/2020		\$ 197,766		\$ 700,655	N
DDS	MIDSTATE ARC INC	17DDS0160RD	Day Support Options	7/1/2017	6/30/2020		\$ 1,528,742			N
DDS	MIDSTATE ARC INC	17DDS0160RD	Group Employment	7/1/2017	6/30/2020		\$ 408,749			N
DDS	MIDSTATE ARC INC	17DDS0160RD	Individual Supported Employment	7/1/2017	6/30/2020		\$ 20,917			N
DDS	MIDSTATE ARC INC	17DDS0160RD	Individualized Home Supports	7/1/2017	6/30/2020				\$ 152,403	N
DDS	MILESTONES BEHAVIORAL SERVICES INC	17DDS0150RD	Day Support Options	7/1/2017	6/30/2020		\$ 734,916			N
DDS	MOSAIC	13DDS0238RD	Community Companion Home	7/1/2013	6/30/2017				\$ 10,093	N
DDS	MOSAIC	13DDS0238RD	Community Living Arrangements	7/1/2013	6/30/2017				\$ 562,661	N
DDS	MOSAIC	13DDS0238RD	Continuous Residential Supports	7/1/2013	6/30/2017				\$ 105,460	N
DDS	MOSAIC	13DDS0238RD	Day Support Options	7/1/2013	6/30/2017		\$ 45,233			N
DDS	MOSAIC	13DDS0238RD	Individualized Home Supports	7/1/2013	6/30/2017	\$ 59,058,446			\$ 4,399	N
DDS	MOSAIC	17DDS0238RD	Cash Advance	7/1/2017	6/30/2020				\$ 98,591	N
DDS	MOSAIC	17DDS0238RD	Community Companion Home	7/1/2017	6/30/2020				\$ 178,486	N
DDS	MOSAIC	17DDS0238RD	Community Living Arrangements	7/1/2017	6/30/2020				\$ 10,157,927	N
DDS	MOSAIC	17DDS0238RD	Continuous Residential Supports	7/1/2017	6/30/2020				\$ 1,721,507	N
DDS	MOSAIC	17DDS0238RD	Day Support Options	7/1/2017	6/30/2020		\$ 687,244			N
DDS	MOSAIC	17DDS0238RD	Individualized Home Supports	7/1/2017	6/30/2020	\$ 45,227,867			\$ 61,949	N
DDS	NAFI CONNECTICUT INC	13DDS0239RD	Clinical Behavior Supports	7/1/2013	6/30/2017	\$ 9,343,578			\$ 455	N
DDS	NAFI CONNECTICUT INC	13DDS0239RD	Community Living Arrangements	7/1/2013	6/30/2017		\$ 9,296		\$ 17,244	N
DDS	NAFI CONNECTICUT INC	13DDS0239RD	Continuous Residential Supports	7/1/2013	6/30/2017				\$ 42,884	N
DDS	NAFI CONNECTICUT INC	13DDS0239RD	Day Support Options	7/1/2013	6/30/2017		\$ -			N
DDS	NAFI CONNECTICUT INC	13DDS0239RD	Healthcare Coordination	7/1/2013	6/30/2017				\$ 1,697	N
DDS	NAFI CONNECTICUT INC	13DDS0239RD	Individualized Home Supports	7/1/2013	6/30/2017				\$ 10,616	N
DDS	NAFI CONNECTICUT INC	17DDS0239RD	Clinical Behavior Supports	7/1/2017	6/30/2020	\$ 4,271,746			\$ 939	N
DDS	NAFI CONNECTICUT INC	17DDS0239RD	Community Living Arrangements	7/1/2017	6/30/2020		\$ 121,427		\$ 317,506	N
DDS	NAFI CONNECTICUT INC	17DDS0239RD	Continuous Residential Supports	7/1/2017	6/30/2020				\$ 715,767	N
DDS	NAFI CONNECTICUT INC	17DDS0239RD	Day Support Options	7/1/2017	6/30/2020		\$ 11,401			N
DDS	NAFI CONNECTICUT INC	17DDS0239RD	Healthcare Coordination	7/1/2017	6/30/2020				\$ 4,415	N
DDS	NAFI CONNECTICUT INC	17DDS0239RD	Individualized Home Supports	7/1/2017	6/30/2020				\$ 120,011	N
DDS	NETWORK INC	13DDS0246RD	Community Living Arrangements	7/1/2013	6/30/2017				\$ 459,153	N
DDS	NETWORK INC	13DDS0246RD	Continuous Residential Supports	7/1/2013	6/30/2017				\$ 40,656	N
DDS	NETWORK INC	13DDS0246RD	Day Support Options	7/1/2013	6/30/2017		\$ 109,115			N
DDS	NETWORK INC	13DDS0246RD	Healthcare Coordination	7/1/2013	6/30/2017				\$ 5,737	N
DDS	NETWORK INC	13DDS0246RD	Individual Supported Employment	7/1/2013	6/30/2017		\$ 3,929			N
DDS	NETWORK INC	13DDS0246RD	Individualized Home Supports	7/1/2013	6/30/2017	\$ 52,021,794			\$ 35,484	N
DDS	NETWORK INC	17DDS0246RD	Community Living Arrangements	7/1/2017	6/30/2020	\$ 37,948,528			\$ 8,034,178	N
DDS	NETWORK INC	17DDS0246RD	Continuous Residential Supports	7/1/2017	6/30/2020				\$ 1,332,634	N
DDS	NETWORK INC	17DDS0246RD	Day Support Options	7/1/2017	6/30/2020		\$ 1,616,991			N



Agency	Supplier	Contract #	Description	Begin Date	Expire Date	Contract Amount	General Fund Payments	Federal Fund Payments	Other Fund Payments	Competitive
DDS	NETWORK INC	17DDS0246RD	Healthcare Coordination	7/1/2017	6/30/2020				\$ 30,118	N
DDS	NETWORK INC	17DDS0246RD	Individual Supported Employment	7/1/2017	6/30/2020		\$ 25,863			N
DDS	NETWORK INC	17DDS0246RD	Individualized Home Supports	7/1/2017	6/30/2020				\$ 566,386	N
DDS	NEW BEGINNINGS FOR LIFE LLC	13DDS0241RD	Continuous Residential Supports	7/1/2013	6/30/2017	\$ 9,716,240			\$ 41,020	N
DDS	NEW BEGINNINGS FOR LIFE LLC	13DDS0241RD	Day Support Options	7/1/2013	6/30/2017		\$ 26,125			N
DDS	NEW BEGINNINGS FOR LIFE LLC	13DDS0241RD	Group Employment	7/1/2013	6/30/2017		\$ 13,912			N
DDS	NEW BEGINNINGS FOR LIFE LLC	13DDS0241RD	Individualized Home Supports	7/1/2013	6/30/2017				\$ 15,338	N
DDS	NEW BEGINNINGS FOR LIFE LLC	17DDS0241RD	Continuous Residential Supports	7/1/2017	6/30/2020	\$ 6,046,721			\$ 851,635	N
DDS	NEW BEGINNINGS FOR LIFE LLC	17DDS0241RD	Day Support Options	7/1/2017	6/30/2020		\$ 631,978			N
DDS	NEW BEGINNINGS FOR LIFE LLC	17DDS0241RD	Group Employment	7/1/2017	6/30/2020		\$ 218,904			N
DDS	NEW BEGINNINGS FOR LIFE LLC	17DDS0241RD	Individual Supported Employment	7/1/2017	6/30/2020		\$ 6,308			N
DDS	NEW BEGINNINGS FOR LIFE LLC	17DDS0241RD	Individualized Home Supports	7/1/2017	6/30/2020				\$ 282,576	N
DDS	NEW CANAAN GROUP HOME INC	17DDS0242RD	Community Living Arrangements	7/1/2017	6/30/2020	\$ 971,238			\$ 371,565	N
DDS	NEW ENGLAND BUSINESS ASSOCIATES INC	13DDS0240RD	Day Support Options	7/1/2013	6/30/2017	\$ 2,492,261	\$ 1,520			N
DDS	NEW ENGLAND BUSINESS ASSOCIATES INC	13DDS0240RD	Group Employment	7/1/2013	6/30/2017		\$ 1,349			N
DDS	NEW ENGLAND BUSINESS ASSOCIATES INC	13DDS0240RD	Individual Supported Employment	7/1/2013	6/30/2017		\$ 7,741			N
DDS	NEW ENGLAND BUSINESS ASSOCIATES INC	17DDS0240RD	Day Support Options	7/1/2017	6/30/2020	\$ 2,228,727	\$ 21,225			N
DDS	NEW ENGLAND BUSINESS ASSOCIATES INC	17DDS0240RD	Group Employment	7/1/2017	6/30/2020		\$ 192,205			N
DDS	NEW ENGLAND BUSINESS ASSOCIATES INC	17DDS0240RD	Individual Supported Employment	7/1/2017	6/30/2020		\$ 309,279			N
DDS	NEW ENGLAND RESIDENTIAL SERVICES INC	13DDS0245RD	Community Living Arrangements	7/1/2013	6/30/2017	\$ 27,254,041			\$ 325,202	N
DDS	NEW ENGLAND RESIDENTIAL SERVICES INC	13DDS0245RD	Day Support Options	7/1/2013	6/30/2017		\$ 7,420			N
DDS	NEW ENGLAND RESIDENTIAL SERVICES INC	13DDS0245RD	Healthcare Coordination	7/1/2013	6/30/2017				\$ 574	N
DDS	NEW ENGLAND RESIDENTIAL SERVICES INC	13DDS0245RD	Individualized Home Supports	7/1/2013	6/30/2017				\$ 10,867	N
DDS	NEW ENGLAND RESIDENTIAL SERVICES INC	17DDS0245RD	Community Living Arrangements	7/1/2017	6/30/2020	\$ 18,876,403			\$ 5,158,750	N
DDS	NEW ENGLAND RESIDENTIAL SERVICES INC	17DDS0245RD	Day Support Options	7/1/2017	6/30/2020		\$ 136,732			N
DDS	NEW ENGLAND RESIDENTIAL SERVICES INC	17DDS0245RD	Healthcare Coordination	7/1/2017	6/30/2020				\$ 2,725	N
DDS	NEW ENGLAND RESIDENTIAL SERVICES INC	17DDS0245RD	Individualized Home Supports	7/1/2017	6/30/2020				\$ 141,290	N
DDS	NEW FOUNDATIONS INC	13DDS0243RD	Community Living Arrangements	7/1/2013	6/30/2017	\$ 9,904,230			\$ 115,769	N
DDS	NEW FOUNDATIONS INC	13DDS0243RD	Day Support Options	7/1/2013	6/30/2017		\$ 6,110			N
DDS	NEW FOUNDATIONS INC	13DDS0243RD	Individualized Home Supports	7/1/2013	6/30/2017				\$ 2,039	N
DDS	NEW FOUNDATIONS INC	17DDS0243RD	Community Living Arrangements	7/1/2017	6/30/2020	\$ 6,368,329			\$ 2,115,337	N
DDS	NEW FOUNDATIONS INC	17DDS0243RD	Day Support Options	7/1/2017	6/30/2020		\$ 82,671			N
DDS	NEW SEASONS INC	13DDS0247RD	Community Living Arrangements	7/1/2013	6/30/2017	\$ 33,809,183			\$ 264,330	N



Agency	Supplier	Contract #	Description	Begin Date	Expire Date	Contract Amount	General Fund Payments	Federal Fund Payments	Other Fund Payments	Competitive
DDS	NEW SEASONS INC	13DDS0247RD	Day Support Options	7/1/2013	6/30/2017		\$ 66,547			N
DDS	NEW SEASONS INC	17DDS0247RD	Community Living Arrangements	7/1/2017	6/30/2020	\$ 21,111,848			\$ 5,616,975	N
DDS	NEW SEASONS INC	17DDS0247RD	Day Support Options	7/1/2017	6/30/2020		\$ 1,112,193			N
DDS	NORTHEAST MEDICAL GROUP INC	15DDS1004CS	Geriatrician Services for Residents of Southbury Training School	12/1/2015	11/30/2018	\$ 25,200	\$ 6,300			N
DDS	NORTHEAST PLACEMENT SERVICES INC	13DDS0244RD	Community Living Arrangements	7/1/2013	6/30/2017	\$ 20,573,209			\$ 50,627	N
DDS	NORTHEAST PLACEMENT SERVICES INC	13DDS0244RD	Continuous Residential Supports	7/1/2013	6/30/2017				\$ 70,339	N
DDS	NORTHEAST PLACEMENT SERVICES INC	13DDS0244RD	Day Support Options	7/1/2013	6/30/2017		\$ 22,585			N
DDS	NORTHEAST PLACEMENT SERVICES INC	13DDS0244RD	Group Employment	7/1/2013	6/30/2017		\$ 36,634			N
DDS	NORTHEAST PLACEMENT SERVICES INC	13DDS0244RD	Healthcare Coordination	7/1/2013	6/30/2017				\$ 2,420	N
DDS	NORTHEAST PLACEMENT SERVICES INC	13DDS0244RD	Individual Supported Employment	7/1/2013	6/30/2017		\$ 5,966			N
DDS	NORTHEAST PLACEMENT SERVICES INC	13DDS0244RD	Individualized Home Supports	7/1/2013	6/30/2017				\$ 16,886	N
DDS	NORTHEAST PLACEMENT SERVICES INC	17DDS0244RD	Community Living Arrangements	7/1/2017	6/30/2020	\$ 11,964,538			\$ 857,123	N
DDS	NORTHEAST PLACEMENT SERVICES INC	17DDS0244RD	Continuous Residential Supports	7/1/2017	6/30/2020				\$ 1,129,421	N
DDS	NORTHEAST PLACEMENT SERVICES INC	17DDS0244RD	Day Support Options	7/1/2017	6/30/2020		\$ 409,207			N
DDS	NORTHEAST PLACEMENT SERVICES INC	17DDS0244RD	Group Employment	7/1/2017	6/30/2020		\$ 765,263			N
DDS	NORTHEAST PLACEMENT SERVICES INC	17DDS0244RD	Individual Supported Employment	7/1/2017	6/30/2020		\$ 69,591			N
DDS	NORTHEAST PLACEMENT SERVICES INC	17DDS0244RD	Individualized Home Supports	7/1/2017	6/30/2020				\$ 428,472	N
DDS	OPPORTUNITY HOUSE INC	13DDS0248RD	Community Living Arrangements	7/1/2013	6/30/2017	\$ 16,604,625			\$ 46,085	N
DDS	OPPORTUNITY HOUSE INC	13DDS0248RD	Day Support Options	7/1/2013	6/30/2017		\$ 47,060			N
DDS	OPPORTUNITY HOUSE INC	13DDS0248RD	Individual Supported Employment	7/1/2013	6/30/2017		\$ 1,365			N
DDS	OPPORTUNITY HOUSE INC	13DDS0248RD	Individualized Home Supports	7/1/2013	6/30/2017				\$ 3,384	N
DDS	OPPORTUNITY HOUSE INC	17DDS0248RD	Community Living Arrangements	7/1/2017	6/30/2020	\$ 7,699,628			\$ 1,657,088	N
DDS	OPPORTUNITY HOUSE INC	17DDS0248RD	Day Support Options	7/1/2017	6/30/2020		\$ 665,097			N
DDS	OPPORTUNITY HOUSE INC	17DDS0248RD	Individual Supported Employment	7/1/2017	6/30/2020		\$ 15,991			N
DDS	OPPORTUNITY HOUSE INC	17DDS0248RD	Individualized Home Supports	7/1/2017	6/30/2020				\$ 52,423	N
DDS	OPPORTUNITY WORKS CONNECTICUT	13DDS0249RD	Day Support Options	7/1/2013	6/30/2017	\$ 7,151,929	\$ 69,100			N
DDS	OPPORTUNITY WORKS CONNECTICUT	13DDS0249RD	Group Employment	7/1/2013	6/30/2017		\$ 56,647			N
DDS	OPPORTUNITY WORKS CONNECTICUT	13DDS0249RD	Individual Supported Employment	7/1/2013	6/30/2017		\$ 4,055			N
DDS	OPPORTUNITY WORKS CONNECTICUT	17DDS0249RD	Day Support Options	7/1/2017	6/30/2020	\$ 7,793,883	\$ 1,162,908			N
DDS	OPPORTUNITY WORKS CONNECTICUT	17DDS0249RD	Group Employment	7/1/2017	6/30/2020		\$ 825,504			N
DDS	OPPORTUNITY WORKS CONNECTICUT	17DDS0249RD	Individual Supported Employment	7/1/2017	6/30/2020		\$ 48,348			N
DDS	OPPORTUNITY WORKS CONNECTICUT INC	17DDS0249RD	Day Support Options	7/1/2017	6/30/2020		\$ 59,994			N
DDS	OPPORTUNITY WORKS CONNECTICUT INC	17DDS0249RD	Group Employment	7/1/2017	6/30/2020		\$ 82,258			N
DDS	OPPORTUNITY WORKS CONNECTICUT INC	17DDS0249RD	Individual Supported Employment	46 7/1/2017	6/30/2020		\$ 7,870			N



Agency	Supplier	Contract #	Description	Begin Date	Expire Date	Contract Amount	General Fund Payments	Federal Fund Payments	Other Fund Payments	Competitive
DDS	OPTIONS UNLIMITED INC	13DDS0250RD	Community Living Arrangements	7/1/2013	6/30/2017	\$ 20,438,946			\$ 217,120	N
DDS	OPTIONS UNLIMITED INC	13DDS0250RD	Continuous Residential Supports	7/1/2013	6/30/2017				\$ 18,546	N
DDS	OPTIONS UNLIMITED INC	13DDS0250RD	Day Support Options	7/1/2013	6/30/2017		\$ 11,944			N
DDS	OPTIONS UNLIMITED INC	13DDS0250RD	Group Employment	7/1/2013	6/30/2017		\$ 2,269			N
DDS	OPTIONS UNLIMITED INC	17DDS0250RD	Community Living Arrangements	7/1/2017	6/30/2020	\$ 14,010,148			\$ 3,571,383	N
DDS	OPTIONS UNLIMITED INC	17DDS0250RD	Continuous Residential Supports	7/1/2017	6/30/2020				\$ 308,442	N
DDS	OPTIONS UNLIMITED INC	17DDS0250RD	Day Support Options	7/1/2017	6/30/2020		\$ 240,829			N
DDS	OPTIONS UNLIMITED INC	17DDS0250RD	Group Employment	7/1/2017	6/30/2020		\$ 46,453			N
DDS	PRIMECARE INC	13DDS0251RD	Community Living Arrangements	7/1/2013	6/30/2017				\$ 553,430	N
DDS	PRIMECARE INC	13DDS0251RD	Day Support Options	7/1/2013	6/30/2017		\$ 213,027			N
DDS	PRIMECARE INC	13DDS0251RD	Group Employment	7/1/2013	6/30/2017		\$ 48,438			N
DDS	PRIMECARE INC	13DDS0251RD	Individual Supported Employment	7/1/2013	6/30/2017	\$ 67,392,988	\$ 168			N
DDS	PRIMECARE INC	17DDS0251RD	Community Living Arrangements	7/1/2017	6/30/2020	\$ 44,266,380			\$ 8,972,916	N
DDS	PRIMECARE INC	17DDS0251RD	Day Support Options	7/1/2017	6/30/2020		\$ 3,281,011			N
DDS	PRIMECARE INC	17DDS0251RD	Group Employment	7/1/2017	6/30/2020		\$ 811,270			N
DDS	PRIMECARE INC	17DDS0251RD	Individual Supported Employment	7/1/2017	6/30/2020		\$ 3,492			N
DDS	PROHEALTH PHYSICIANS PC	14DDS0286CS	FY 17 - Primary Care Medical Services Oct 1, 2016 - June 30, 2017	7/1/2014	8/31/2017	\$ 269,010	\$ 2,107			N
DDS	PROHEALTH PHYSICIANS PC	17DDS2006CS	FY 18-20 - Primary Care Medical Services	7/6/2017	6/30/2020	\$ 303,408	\$ 92,708			N
DDS	REHABILITATION ASSOCIATES OF CONNECTICUT	02DDS3016CS	Specialized Services	7/1/2002	6/30/2018	\$ 2,158,678	\$ 39,917			N
DDS	REHABILITATION ASSOCIATES OF CONNECTICUT	12DDS0724BTA	Clinical Behavior Supports	7/1/2012	6/30/2017	\$ 1,246,537		\$ 485	\$ 485	Y
DDS	REHABILITATION ASSOCIATES OF CONNECTICUT	12DDS0724BTA	Life Skills Coaching	7/1/2012	6/30/2017			\$ 342	\$ 342	Y
DDS	REHABILITATION ASSOCIATES OF CONNECTICUT	15DDS1005CS	PT/OT/SLP Services in Public Facilities Located in Norwalk LFC and Affiliated Public Community Settings	1/1/2016	12/31/2019	\$ 1,680,000	\$ 473,284			N
DDS	RELIANCE HEALTH INC	13DDS0252RD	Continuous Residential Supports	7/1/2013	6/30/2017	\$ 9,623,194			\$ 48,759	N
DDS	RELIANCE HEALTH INC	13DDS0252RD	Day Support Options	7/1/2013	6/30/2017		\$ 2,034			N
DDS	RELIANCE HEALTH INC	13DDS0252RD	Group Employment	7/1/2013	6/30/2017		\$ 7,432			N
DDS	RELIANCE HEALTH INC	13DDS0252RD	Healthcare Coordination	7/1/2013	6/30/2017				\$ 1,112	N
DDS	RELIANCE HEALTH INC	13DDS0252RD	Individualized Home Supports	7/1/2013	6/30/2017				\$ 10,608	N
DDS	RELIANCE HEALTH INC	17DDS0252RD	Continuous Residential Supports	7/1/2017	6/30/2020	\$ 4,945,406			\$ 825,345	N
DDS	RELIANCE HEALTH INC	17DDS0252RD	Day Support Options	7/1/2017	6/30/2020		\$ 87,455			N
DDS	RELIANCE HEALTH INC	17DDS0252RD	Group Employment	7/1/2017	6/30/2020		\$ 159,166			N
DDS	RELIANCE HEALTH INC	17DDS0252RD	Healthcare Coordination	7/1/2017	6/30/2020				\$ 11,940	N
DDS	RELIANCE HEALTH INC	17DDS0252RD	Individualized Home Supports	7/1/2017	6/30/2020				\$ 210,300	N
DDS	RESOURCES FOR HUMAN DEVELOPMENT INC	13DDS0254RD	Community Living Arrangements	7/1/2013	6/30/2017	\$ 39,508,238			\$ 338,997	N
DDS	RESOURCES FOR HUMAN DEVELOPMENT INC	13DDS0254RD	Continuous Residential Supports	7/1/2013	6/30/2017				\$ 105,057	N
DDS	RESOURCES FOR HUMAN DEVELOPMENT INC	13DDS0254RD	Day Support Options	7/1/2013	6/30/2017		\$ 106,883			N
DDS	RESOURCES FOR HUMAN DEVELOPMENT INC	13DDS0254RD	Group Employment	7/1/2013	6/30/2017		\$ 39,547			N
DDS	RESOURCES FOR HUMAN DEVELOPMENT INC	13DDS0254RD	Individualized Home Supports	7/1/2013	6/30/2017				\$ 29,082	N
DDS	RESOURCES FOR HUMAN DEVELOPMENT INC	17DDS0254RD	Community Living Arrangements	7/1/2017	6/30/2020	\$ 24,140,206			\$ 4,575,907	N
DDS	RESOURCES FOR HUMAN DEVELOPMENT INC	17DDS0254RD	Continuous Residential Supports	7/1/2017	6/30/2020				\$ 1,060,805	N
DDS	RESOURCES FOR HUMAN DEVELOPMENT INC	17DDS0254RD	Day Support Options	7/1/2017	6/30/2020		\$ 1,094,633			N
DDS	RESOURCES FOR HUMAN DEVELOPMENT INC	17DDS0254RD	Group Employment	7/1/2017	6/30/2020		\$ 295,037			N



Agency	Supplier	Contract #	Description	Begin Date	Expire Date	Contract Amount	General Fund Payments	Federal Fund Payments	Other Fund Payments	Competitive
DDS	RESOURCES FOR HUMAN DEVELOPMENT INC	17DDS0254RD	Individual Supported Employment	7/1/2017	6/30/2020		\$ 202			N
DDS	RESOURCES FOR HUMAN DEVELOPMENT INC	17DDS0254RD	Individualized Home Supports	7/1/2017	6/30/2020				\$ 223,878	N
DDS	RMS DEVELOPMENT INC	13DDS0256RD	Clinical Behavioral Supports	7/1/2013	6/30/2017	\$ 75,350,021			\$ 91	N
DDS	RMS DEVELOPMENT INC	13DDS0256RD	Community Living Arrangements	7/1/2013	6/30/2017				\$ 1,071,255	N
DDS	RMS DEVELOPMENT INC	13DDS0256RD	Day Support Options	7/1/2013	6/30/2017		\$ 20,203			N
DDS	RMS DEVELOPMENT INC	13DDS0256RD	Group Employment	7/1/2013	6/30/2017		\$ 415			N
DDS	RMS DEVELOPMENT INC	13DDS0256RD	Healthcare Coordination	7/1/2013	6/30/2017				\$ 4,769	N
DDS	RMS DEVELOPMENT INC	13DDS0256RD	Individualized Home Supports	7/1/2013	6/30/2017	\$ 75,350,021			\$ 26,240	N
DDS	RMS DEVELOPMENT INC	17DDS0256RD	Clinical Behavior Supports	7/1/2017	6/30/2020				\$ 1,303	N
DDS	RMS DEVELOPMENT INC	17DDS0256RD	Community Living Arrangements	7/1/2017	6/30/2020				\$ 17,142,277	N
DDS	RMS DEVELOPMENT INC	17DDS0256RD	Day Support Options	7/1/2017	6/30/2020		\$ 353,057			N
DDS	RMS DEVELOPMENT INC	17DDS0256RD	Group Employment	7/1/2017	6/30/2020		\$ 17,420			N
DDS	RMS DEVELOPMENT INC	17DDS0256RD	Healthcare Coordination	7/1/2017	6/30/2020				\$ 15,866	N
DDS	RMS DEVELOPMENT INC	17DDS0256RD	Individualized Home Supports	7/1/2017	6/30/2020	\$ 63,138,297			\$ 423,680	N
DDS	ROBIN'S NEST INTERGENERATIONAL DAYCARE	13DDS0255RD	Continuous Residential Supports	7/1/2013	6/30/2017	\$ 4,152,410			\$ 46,624	N
DDS	ROBIN'S NEST INTERGENERATIONAL DAYCARE	13DDS0255RD	Healthcare Coordination	7/1/2013	6/30/2017				\$ 753	N
DDS	ROBIN'S NEST INTERGENERATIONAL DAYCARE	13DDS0255RD	Individualized Home Supports	7/1/2013	6/30/2017				\$ 3,842	N
DDS	ROBIN'S NEST INTERGENERATIONAL DAYCARE	13DDS0255RD	Day Support Options	7/1/2013	6/30/2017		\$ 10,106		\$ 8,030	N
DDS	ROBIN'S NEST INTERGENERATIONAL DAYCARE	17DDS0255RD	Continuous Residential Supports	7/1/2017	6/30/2020	\$ 6,435,955			\$ 784,534	N
DDS	ROBIN'S NEST INTERGENERATIONAL DAYCARE	17DDS0255RD	Continuous Residential Supports	7/1/2017	6/30/2020		\$ 223,276		\$ 784,534	N
DDS	ROBIN'S NEST INTERGENERATIONAL DAYCARE	17DDS0255RD	Healthcare Coordination	7/1/2017	6/30/2020				\$ 4,625	N
DDS	ROBIN'S NEST INTERGENERATIONAL DAYCARE	17DDS0255RD	Individualized Home Supports	7/1/2017	6/30/2020				\$ 249,625	N
DDS	SAINT CATHERINE CENTER FOR SPECIAL NEEDS	17DDS0005RD	Day Support Options	7/1/2017	6/30/2020	\$ 847,361	\$ 602,821			N
DDS	SARAH INC	13DDS0259RD	Day Support Options	7/1/2013	6/30/2017	\$ 22,972,047	\$ 164,695			N
DDS	SARAH INC	13DDS0259RD	Group Employment	7/1/2013	6/30/2017		\$ 104,859			N
DDS	SARAH INC	13DDS0259RD	Individual Home Supports	7/1/2013	6/30/2017				\$ -	N
DDS	SARAH INC	13DDS0259RD	Individual Supported Employment	7/1/2013	6/30/2017		\$ 822			N
DDS	SARAH INC	17DDS0259RD	Day Support Options	7/1/2017	6/30/2020	\$ 18,892,419	\$ 2,490,808			N
DDS	SARAH INC	17DDS0259RD	Group Employment	7/1/2017	6/30/2020		\$ 1,590,806			N
DDS	SARAH INC	17DDS0259RD	Individual Supported Employment	7/1/2017	6/30/2020		\$ 122,110			N
DDS	SARAH INC	17DDS0259RD	Individualized Home Supports	7/1/2017	6/30/2020				\$ 40,242	N
DDS	SARAH SENECA RESIDENTIAL SERV	13DDS0257RD	Community Living Arrangements	7/1/2013	6/30/2017	\$ 28,116,505			\$ 204,362	N
DDS	SARAH SENECA RESIDENTIAL SERV	13DDS0257RD	Continuous Residential Supports	7/1/2013	6/30/2017				\$ 86,778	N
DDS	SARAH SENECA RESIDENTIAL SERV	13DDS0257RD	Day Support Options	7/1/2013	6/30/2017		\$ 15,982			N



Agency	Supplier	Contract #	Description	Begin Date	Expire Date	Contract Amount	General Fund Payments	Federal Fund Payments	Other Fund Payments	Competitive
DDS	SARAH SENECA RESIDENTIAL SERV	13DDS0257RD	Group Employment	7/1/2013	6/30/2017		\$ 3,073			N
DDS	SARAH SENECA RESIDENTIAL SERV	13DDS0257RD	Healthcare Coordination	7/1/2013	6/30/2017				\$ 143	N
DDS	SARAH SENECA RESIDENTIAL SERV	13DDS0257RD	Individual Supported Employment	7/1/2013	6/30/2017		\$ 126			N
DDS	SARAH SENECA RESIDENTIAL SERV	13DDS0257RD	Individualized Home Supports	7/1/2013	6/30/2017				\$ 51,684	N
DDS	SARAH SENECA RESIDENTIAL SERV	17DDS0257RD	Community Living Arrangements	7/1/2017	6/30/2020	\$ 19,261,087			\$ 3,370,739	N
DDS	SARAH SENECA RESIDENTIAL SERV	17DDS0257RD	Continuous Residential Supports	7/1/2017	6/30/2020				\$ 1,519,351	N
DDS	SARAH SENECA RESIDENTIAL SERV	17DDS0257RD	Day Support Options	7/1/2017	6/30/2020		\$ 259,183			N
DDS	SARAH SENECA RESIDENTIAL SERV	17DDS0257RD	Group Employment	7/1/2017	6/30/2020		\$ 52,729			N
DDS	SARAH SENECA RESIDENTIAL SERV	17DDS0257RD	Healthcare Coordination	7/1/2017	6/30/2020				\$ 574	N
DDS	SARAH SENECA RESIDENTIAL SERV	17DDS0257RD	Individual Supported Employment	7/1/2017	6/30/2020		\$ 4,844			N
DDS	SARAH SENECA RESIDENTIAL SERV	17DDS0257RD	Individualized Home Supports	7/1/2017	6/30/2020				\$ 621,743	N
DDS	SARAH TUXIS RESIDENTIAL SERV	13DDS0258RD	Community Living Arrangements	7/1/2013	6/30/2017	\$ 42,752,193			\$ 252,656	N
DDS	SARAH TUXIS RESIDENTIAL SERV	13DDS0258RD	Continuous Residential Supports	7/1/2013	6/30/2017				\$ 123,900	N
DDS	SARAH TUXIS RESIDENTIAL SERV	13DDS0258RD	Day Support Options	7/1/2013	6/30/2017		\$ 49,204			N
DDS	SARAH TUXIS RESIDENTIAL SERV	13DDS0258RD	Group Employment	7/1/2013	6/30/2017		\$ 90			N
DDS	SARAH TUXIS RESIDENTIAL SERV	13DDS0258RD	Individualized Home Supports	7/1/2013	6/30/2017				\$ 31,190	N
DDS	SARAH TUXIS RESIDENTIAL SERV	17DDS0258RD	Community Living Arrangements	7/1/2017	6/30/2020	\$ 27,649,797			\$ 3,481,593	N
DDS	SARAH TUXIS RESIDENTIAL SERV	17DDS0258RD	Continuous Residential Supports	7/1/2017	6/30/2020				\$ 1,779,462	N
DDS	SARAH TUXIS RESIDENTIAL SERV	17DDS0258RD	Day Support Options	7/1/2017	6/30/2020		\$ 931,022			N
DDS	SARAH TUXIS RESIDENTIAL SERV	17DDS0258RD	Group Employment	7/1/2017	6/30/2020		\$ 2,706			N
DDS	SARAH TUXIS RESIDENTIAL SERV	17DDS0258RD	Individualized Home Supports	7/1/2017	6/30/2020				\$ 490,530	N
DDS	SARAH TUXIS RESIDENTIAL SERVICES INC	17DDS0258RD	Community Living Arrangements	7/1/2017	6/30/2020				\$ 514,129	N
DDS	SARAH TUXIS RESIDENTIAL SERVICES INC	17DDS0258RD	Continuous Residential Supports	7/1/2017	6/30/2020				\$ 374,126	N
DDS	SARAH TUXIS RESIDENTIAL SERVICES INC	17DDS0258RD	Day Support Options	7/1/2017	6/30/2020		\$ 165,831			N
DDS	SARAH TUXIS RESIDENTIAL SERVICES INC	17DDS0258RD	Group Employment	7/1/2017	6/30/2020		\$ 1,511			N
DDS	SARAH TUXIS RESIDENTIAL SERVICES INC	17DDS0258RD	Individualized Home Supports	7/1/2017	6/30/2020				\$ 101,044	N
DDS	SARAH TUXIS RESIDENTIAL SERVICES INC	17DDS0258RD	Individualized Home Supports	7/1/2017	6/30/2020		\$ 18,359		\$ 101,044	N
DDS	SEABIRD ENTERPRISES INC	13DDS0260RD	Day Support Options	7/1/2013	6/30/2017	\$ 22,868,095	\$ 98,269			N
DDS	SEABIRD ENTERPRISES INC	13DDS0260RD	Group Employment	7/1/2013	6/30/2017		\$ 170,133			N
DDS	SEABIRD ENTERPRISES INC	13DDS0260RD	Individual Supported Employment	7/1/2013	6/30/2017		\$ 13,408			N



Agency	Supplier	Contract #	Description	Begin Date	Expire Date	Contract Amount	General Fund Payments	Federal Fund Payments	Other Fund Payments	Competitive
DDS	SEABIRD ENTERPRISES INC	17DDS0260RD	Day Support Options	7/1/2017	6/30/2020	\$ 17,182,598	\$ 1,535,283			N
DDS	SEABIRD ENTERPRISES INC	17DDS0260RD	Group Employment	7/1/2017	6/30/2020		\$ 2,830,195			N
DDS	SEABIRD ENTERPRISES INC	17DDS0260RD	Individual Supported Employment	7/1/2017	6/30/2020		\$ 173,309			N
DDS	SENIOR CARE CENTERS OF CONNECTICUT INC	13DDS0261RD	Day Support Options	7/1/2013	6/30/2017	\$ 882,227	\$ 8,362			N
DDS	SENIOR CARE CENTERS OF CONNECTICUT INC	17DDS0261RD	Day Support Options	7/1/2017	6/30/2020	\$ 680,968	\$ 162,738			N
DDS	SHARP TRAINING INC	13DDS0262RD	Day Support Options	7/1/2013	6/30/2017	\$ 13,823,280	\$ 24,899			N
DDS	SHARP TRAINING INC	13DDS0262RD	Group Employment	7/1/2013	6/30/2017		\$ 97,289			N
DDS	SHARP TRAINING INC	13DDS0262RD	Individual Supported Employment	7/1/2013	6/30/2017		\$ 817			N
DDS	SHARP TRAINING INC	13DDS0262RD	Individualized Home Supports	7/1/2013	6/30/2017				\$ -	N
DDS	SHARP TRAINING INC	17DDS0262RD	Day Support Options	7/1/2017	6/30/2020	\$ 13,427,449	\$ 775,739			N
DDS	SHARP TRAINING INC	17DDS0262RD	Group Employment	7/1/2017	6/30/2020		\$ 2,215,055			N
DDS	SHARP TRAINING INC	17DDS0262RD	Individual Supported Employment	7/1/2017	6/30/2020		\$ 24,592			N
DDS	SHARP TRAINING INC	17DDS0262RD	Individualized Home Supports	7/1/2017	6/30/2020				\$ 224,521	N
DDS	SHORELINE WELLNESS CENTER LLC	14DDS3001CS	To provide mental health services in the greater New Haven area for individuals with intellectual disability	5/1/2014	4/30/2019	\$ 250,000	\$ 54,038			N
DDS	SOUTHEASTERN EMPLOYMENT SERVICES LLC	13DDS0263RD	Individual Supported Employment	7/1/2013	6/30/2017	\$ 3,167,714	\$ 26,462			N
DDS	SOUTHEASTERN EMPLOYMENT SERVICES LLC	17DDS0263RD	Day Support Options	7/1/2017	6/30/2020	\$ 2,462,932	\$ 4,110			N
DDS	SOUTHEASTERN EMPLOYMENT SERVICES LLC	17DDS0263RD	Group Employment	7/1/2017	6/30/2020		\$ 49,061			N
DDS	SOUTHEASTERN EMPLOYMENT SERVICES LLC	17DDS0263RD	Individual Supported Employment	7/1/2017	6/30/2020		\$ 295,811			N
DDS	ST FRANCIS HOSPITAL & MEDICAL CENTER	16DDS0100FS	Dental Services	7/1/2016	6/30/2018	\$ 234,000	\$ 118,565			N
DDS	ST VINCENT'S SPECIAL NEEDS CENTER INC	13DDS0264RD	Community Living Arrangements	7/1/2013	6/30/2017				\$ 300,607	N
DDS	ST VINCENT'S SPECIAL NEEDS CENTER INC	13DDS0264RD	Day Support Options	7/1/2013	6/30/2017		\$ 136,355			N
DDS	ST VINCENT'S SPECIAL NEEDS CENTER INC	13DDS0264RD	Group Employment	7/1/2013	6/30/2017		\$ 29,708			N
DDS	ST VINCENT'S SPECIAL NEEDS CENTER INC	13DDS0264RD	Individual Supported Employment	7/1/2013	6/30/2017	\$ 46,202,164	\$ 437			N
DDS	ST VINCENT'S SPECIAL NEEDS CENTER INC	17DDS0264RD	Community Living Arrangements	7/1/2017	6/30/2020	\$ 27,409,662			\$ 4,976,634	N
DDS	ST VINCENT'S SPECIAL NEEDS CENTER INC	17DDS0264RD	Day Support Options	7/1/2017	6/30/2020		\$ 2,554,060			N
DDS	ST VINCENT'S SPECIAL NEEDS CENTER INC	17DDS0264RD	Group Employment	7/1/2017	6/30/2020		\$ 474,369			N
DDS	ST VINCENT'S SPECIAL NEEDS CENTER INC	17DDS0264RD	Individual Supported Employment	7/1/2017	6/30/2020		\$ 6,838			N
DDS	STAR INC LIGHTING THE WAY	13DDS0265RD	Community Living Arrangements	7/1/2013	6/30/2017				\$ 329,269	N
DDS	STAR INC LIGHTING THE WAY	13DDS0265RD	Continuous Residential Supports	7/1/2013	6/30/2017				\$ 13,986	N
DDS	STAR INC LIGHTING THE WAY	13DDS0265RD	Day Support Options	7/1/2013	6/30/2017		\$ 199,588			N
DDS	STAR INC LIGHTING THE WAY	13DDS0265RD	Group Employment	7/1/2013	6/30/2017		\$ 2,909			N
DDS	STAR INC LIGHTING THE WAY	13DDS0265RD	Individual Supported Employment	7/1/2013	6/30/2017		\$ 190			N
DDS	STAR INC LIGHTING THE WAY	13DDS0265RD	Individualized Home Supports	7/1/2013	6/30/2017	\$ 48,642,813			\$ 6,926	N
DDS	STAR INC LIGHTING THE WAY	17DDS0265RD	Cash Advance	7/1/2017	6/30/2020	\$ 37,360,706			\$ 61,850	N
DDS	STAR INC LIGHTING THE WAY	17DDS0265RD	Community Living Arrangements	7/1/2017	6/30/2020				\$ 5,257,483	N
DDS	STAR INC LIGHTING THE WAY	17DDS0265RD	Continuous Residential Supports	7/1/2017	6/30/2020				\$ 103,857	N
DDS	STAR INC LIGHTING THE WAY	17DDS0265RD	Day Support Options	7/1/2017	6/30/2020		\$ 3,526,079			N
DDS	STAR INC LIGHTING THE WAY	17DDS0265RD	Group Employment	7/1/2017	6/30/2020		\$ 71,545			N
DDS	STAR INC LIGHTING THE WAY	17DDS0265RD	Individual Supported Employment	7/1/2017	6/30/2020		\$ 225,122			N
DDS	STAR INC LIGHTING THE WAY	17DDS0265RD	Individualized Home Supports	7/1/2017	6/30/2020				\$ 200,376	N



Agency	Supplier	Contract #	Description	Begin Date	Expire Date	Contract Amount	General Fund Payments	Federal Fund Payments	Other Fund Payments	Competitive
DDS	STAR INC LIGHTING THE WAY	17DDS0265RD	Pre-Vocational	7/1/2017	6/30/2020		\$ 1,999			N
DDS	STAR INC LIGHTING THE WAY	17DDS0265RD	Transition Services	7/1/2017	6/30/2020		\$ 26,243			N
DDS	SUNRISE NORTHEAST INC	13DDS0266RD	Community Living Arrangements	7/1/2013	6/30/2017				\$ 803,463	N
DDS	SUNRISE NORTHEAST INC	13DDS0266RD	Continuous Residential Supports	7/1/2013	6/30/2017				\$ 11,910	N
DDS	SUNRISE NORTHEAST INC	13DDS0266RD	Day Support Options	7/1/2013	6/30/2017		\$ 109,469			N
DDS	SUNRISE NORTHEAST INC	13DDS0266RD	Individualized Home Supports	7/1/2013	6/30/2017	\$ 71,548,795			\$ 2,179	N
DDS	SUNRISE NORTHEAST INC	17DDS0266RD	Community Living Arrangements	7/1/2017	6/30/2020				\$ 12,380,452	N
DDS	SUNRISE NORTHEAST INC	17DDS0266RD	Continuous Residential Supports	7/1/2017	6/30/2020				\$ 201,401	N
DDS	SUNRISE NORTHEAST INC	17DDS0266RD	Day Support Options	7/1/2017	6/30/2020		\$ 2,120,598			N
DDS	SUNRISE NORTHEAST INC	17DDS0266RD	Individualized Home Supports	7/1/2017	6/30/2020	\$ 51,367,853			\$ 29,856	N
DDS	SUNSET HILL INC	13DDS0267RD	Community Living Arrangements	7/1/2013	6/30/2017	\$ 2,136,145			\$ 19,683	N
DDS	SUNSET HILL INC	13DDS0267RD	Day Support Options	7/1/2013	6/30/2017		\$ 6,840			N
DDS	SUNSET HILL INC	17DDS0267RD	Community Living Arrangements	7/1/2017	6/30/2020	\$ 1,538,704			\$ 332,813	N
DDS	SUNSET HILL INC	17DDS0267RD	Day Support Options	7/1/2017	6/30/2020		\$ 100,773			N
DDS	SUNSET SHORES OF MILFORD INC	12DDS0259OT	Administrative Fees	1/1/2013	12/31/2019	\$ 12,534,170	\$ 821,967		\$ 722,416	N
DDS	SUNSET SHORES OF MILFORD INC	13DDS0268RD	Day Support Options	7/1/2013	6/30/2017	\$ 2,225,652	\$ 20,869			N
DDS	SUNSET SHORES OF MILFORD INC	17DDS0268RD	Day Support Options	7/1/2017	6/30/2020	\$ 1,538,851	\$ 512,804			N
DDS	THE ARC NEW LONDON COUNTY INC	13DDS0161RD	Clinical Behavior Supports	7/1/2013	6/30/2017				\$ 1,030	N
DDS	THE ARC NEW LONDON COUNTY INC	13DDS0161RD	Community Living Arrangements	7/1/2013	6/30/2017				\$ 277,235	N
DDS	THE ARC NEW LONDON COUNTY INC	13DDS0161RD	Continuous Residential Supports	7/1/2013	6/30/2017				\$ 61,140	N
DDS	THE ARC NEW LONDON COUNTY INC	13DDS0161RD	Day Support Options	7/1/2013	6/30/2017		\$ 123,223			N
DDS	THE ARC NEW LONDON COUNTY INC	13DDS0161RD	Group Employment	7/1/2013	6/30/2017		\$ 64,075			N
DDS	THE ARC NEW LONDON COUNTY INC	13DDS0161RD	Individual Supported Employment	7/1/2013	6/30/2017		\$ 3,167			N
DDS	THE ARC NEW LONDON COUNTY INC	13DDS0161RD	Individualized Home Supports	7/1/2013	6/30/2017	\$ 45,697,506	\$ 2,681		\$ 6,806	N
DDS	THE ARC NEW LONDON COUNTY INC	17DDS0161RD	Clinical Behavior Supports	7/1/2017	6/30/2020	\$ 34,924,459			\$ 6,302	N
DDS	THE ARC NEW LONDON COUNTY INC	17DDS0161RD	Community Living Arrangements	7/1/2017	6/30/2020				\$ 4,268,734	N
DDS	THE ARC NEW LONDON COUNTY INC	17DDS0161RD	Continuous Residential Supports	7/1/2017	6/30/2020				\$ 1,173,833	N
DDS	THE ARC NEW LONDON COUNTY INC	17DDS0161RD	Day Support Options	7/1/2017	6/30/2020		\$ 2,162,911			N
DDS	THE ARC NEW LONDON COUNTY INC	17DDS0161RD	Group Employment	7/1/2017	6/30/2020		\$ 967,166			N
DDS	THE ARC NEW LONDON COUNTY INC	17DDS0161RD	Individual Supported Employment	7/1/2017	6/30/2020		\$ 70,573			N
DDS	THE ARC NEW LONDON COUNTY INC	17DDS0161RD	Individualized Home Supports	7/1/2017	6/30/2020		\$ 39,480		\$ 747,642	N
DDS	THE ARC OF LITCHFIELD COUNTY INC	13DDS0231RD	Clinical Behavior Supports	7/1/2013	6/30/2017	\$ 26,407,054	\$ 121			N
DDS	THE ARC OF LITCHFIELD COUNTY INC	13DDS0231RD	Community Living Arrangements	7/1/2013	6/30/2017				\$ 93,626	N
DDS	THE ARC OF LITCHFIELD COUNTY INC	13DDS0231RD	Continuous Residential Supports	7/1/2013	6/30/2017				\$ 21,275	N
DDS	THE ARC OF LITCHFIELD COUNTY INC	13DDS0231RD	Day Support Options	7/1/2013	6/30/2017		\$ 71,015			N



Agency	Supplier	Contract #	Description	Begin Date	Expire Date	Contract Amount	General Fund Payments	Federal Fund Payments	Other Fund Payments	Competitive
DDS	THE ARC OF LITCHFIELD COUNTY INC	13DDS0231RD	Group Employment	7/1/2013	6/30/2017		\$ 91,804			N
DDS	THE ARC OF LITCHFIELD COUNTY INC	13DDS0231RD	Individual Supported Employment	7/1/2013	6/30/2017		\$ 1,376			N
DDS	THE ARC OF LITCHFIELD COUNTY INC	13DDS0231RD	Individualized Home Supports	7/1/2013	6/30/2017		\$ 1,445		\$ 462	N
DDS	THE ARC OF LITCHFIELD COUNTY INC	17DDS0231RD	Clinical Behavior Supports	7/1/2017	6/30/2020	\$ 18,957,378	\$ 30			N
DDS	THE ARC OF LITCHFIELD COUNTY INC	17DDS0231RD	Community Living Arrangements	7/1/2017	6/30/2020				\$ 1,630,964	N
DDS	THE ARC OF LITCHFIELD COUNTY INC	17DDS0231RD	Continuous Residential Supports	7/1/2017	6/30/2020				\$ 271,686	N
DDS	THE ARC OF LITCHFIELD COUNTY INC	17DDS0231RD	Day Support Options	7/1/2017	6/30/2020		\$ 1,095,646			N
DDS	THE ARC OF LITCHFIELD COUNTY INC	17DDS0231RD	Group Employment	7/1/2017	6/30/2020		\$ 1,584,304			N
DDS	THE ARC OF LITCHFIELD COUNTY INC	17DDS0231RD	Individual Supported Employment	7/1/2017	6/30/2020		\$ 102,884			N
DDS	THE ARC OF LITCHFIELD COUNTY INC	17DDS0231RD	Individualized Home Supports	7/1/2017	6/30/2020		\$ 7,260		\$ 101,015	N
DDS	THE ARC OF QUINEBAUG VALLEY INC	13DDS0162RD	Community Living Arrangements	7/1/2013	6/30/2017	\$ 21,368,769			\$ 62,274	N
DDS	THE ARC OF QUINEBAUG VALLEY INC	13DDS0162RD	Continuous Residential Supports	7/1/2013	6/30/2017				\$ 40,911	N
DDS	THE ARC OF QUINEBAUG VALLEY INC	13DDS0162RD	Day Support Options	7/1/2013	6/30/2017		\$ 89,167			N
DDS	THE ARC OF QUINEBAUG VALLEY INC	13DDS0162RD	Group Employment	7/1/2013	6/30/2017		\$ 16,868			N
DDS	THE ARC OF QUINEBAUG VALLEY INC	13DDS0162RD	Healthcare Coordination	7/1/2013	6/30/2017				\$ 197	N
DDS	THE ARC OF QUINEBAUG VALLEY INC	13DDS0162RD	Individual Supported Employment	7/1/2013	6/30/2017		\$ 11,056			N
DDS	THE ARC OF QUINEBAUG VALLEY INC	13DDS0162RD	Individualized Home Supports	7/1/2013	6/30/2017		\$ -		\$ 4,227	N
DDS	THE ARC OF QUINEBAUG VALLEY INC	17DDS0162RD	Community Living Arrangements	7/1/2017	6/30/2020	\$ 13,839,665			\$ 1,007,957	N
DDS	THE ARC OF QUINEBAUG VALLEY INC	17DDS0162RD	Continuous Residential Supports	7/1/2017	6/30/2020				\$ 826,138	N
DDS	THE ARC OF QUINEBAUG VALLEY INC	17DDS0162RD	Day Support Options	7/1/2017	6/30/2020		\$ 1,462,140			N
DDS	THE ARC OF QUINEBAUG VALLEY INC	17DDS0162RD	Group Employment	7/1/2017	6/30/2020		\$ 311,778			N
DDS	THE ARC OF QUINEBAUG VALLEY INC	17DDS0162RD	Healthcare Coordination	7/1/2017	6/30/2020				\$ 2,904	N
DDS	THE ARC OF QUINEBAUG VALLEY INC	17DDS0162RD	Individual Supported Employment	7/1/2017	6/30/2020		\$ 74,259			N
DDS	THE ARC OF QUINEBAUG VALLEY INC	17DDS0162RD	Individualized Home Supports	7/1/2017	6/30/2020		\$ 819		\$ 224,164	N
DDS	THE ARC OF QUINEBAUG VALLEY INC	17DDS0162RD	Transition Services	7/1/2017	6/30/2020		\$ 19,951			N
DDS	THE ARC OF SOUTHLINGTON INC	13DDS0163RD	Community Living Arrangements	7/1/2013	6/30/2017	\$ 26,222,580			\$ 209,331	N
DDS	THE ARC OF SOUTHLINGTON INC	13DDS0163RD	Continuous Residential Supports	7/1/2013	6/30/2017				\$ 85,050	N
DDS	THE ARC OF SOUTHLINGTON INC	13DDS0163RD	Day Support Options	7/1/2013	6/30/2017		\$ 10,937			N



Agency	Supplier	Contract #	Description	Begin Date	Expire Date	Contract Amount	General Fund Payments	Federal Fund Payments	Other Fund Payments	Competitive
DDS	THE ARC OF SOUTHWINGTON INC	13DDS0163RD	Individualized Home Supports	7/1/2013	6/30/2017				\$ 32,374	N
DDS	THE ARC OF SOUTHWINGTON INC	17DDS0163RD	Community Living Arrangements	7/1/2017	6/30/2020	\$ 17,086,403			\$ 3,241,541	N
DDS	THE ARC OF SOUTHWINGTON INC	17DDS0163RD	Continuous Residential Supports	7/1/2017	6/30/2020				\$ 1,254,969	N
DDS	THE ARC OF SOUTHWINGTON INC	17DDS0163RD	Day Support Options	7/1/2017	6/30/2020		\$ 201,450			N
DDS	THE ARC OF SOUTHWINGTON INC	17DDS0163RD	Individualized Home Supports	7/1/2017	6/30/2020				\$ 328,914	N
DDS	THE ARC OF THE FARMINGTON VALLEY INC	13DDS0158RD	Clinical Behavior Supports	7/1/2013	6/30/2017	\$ 40,093,167			\$ 1,747	N
DDS	THE ARC OF THE FARMINGTON VALLEY INC	13DDS0158RD	Community Living Arrangements	7/1/2013	6/30/2017				\$ 184,300	N
DDS	THE ARC OF THE FARMINGTON VALLEY INC	13DDS0158RD	Continuous Residential Supports	7/1/2013	6/30/2017				\$ 18,064	N
DDS	THE ARC OF THE FARMINGTON VALLEY INC	13DDS0158RD	Day Support Options	7/1/2013	6/30/2017		\$ 159,074			N
DDS	THE ARC OF THE FARMINGTON VALLEY INC	13DDS0158RD	Group Employment	7/1/2013	6/30/2017		\$ 129,555			N
DDS	THE ARC OF THE FARMINGTON VALLEY INC	13DDS0158RD	Individual Supported Employment	7/1/2013	6/30/2017		\$ 18,414			N
DDS	THE ARC OF THE FARMINGTON VALLEY INC	13DDS0158RD	Individualized Home Supports	7/1/2013	6/30/2017				\$ 35,924	N
DDS	THE ARC OF THE FARMINGTON VALLEY INC	17DDS0158RD	Clinical Behavior Supports	7/1/2017	6/30/2020	\$ 31,369,397			\$ 5,216	N
DDS	THE ARC OF THE FARMINGTON VALLEY INC	17DDS0158RD	Community Living Arrangements	7/1/2017	6/30/2020				\$ 3,394,363	N
DDS	THE ARC OF THE FARMINGTON VALLEY INC	17DDS0158RD	Continuous Residential Supports	7/1/2017	6/30/2020				\$ 312,331	N
DDS	THE ARC OF THE FARMINGTON VALLEY INC	17DDS0158RD	Day Support Options	7/1/2017	6/30/2020		\$ 2,675,954			N
DDS	THE ARC OF THE FARMINGTON VALLEY INC	17DDS0158RD	Group Employment	7/1/2017	6/30/2020		\$ 2,029,076			N
DDS	THE ARC OF THE FARMINGTON VALLEY INC	17DDS0158RD	Individual Supported Employment	7/1/2017	6/30/2020		\$ 224,589			N
DDS	THE ARC OF THE FARMINGTON VALLEY INC	17DDS0158RD	Individualized Home Supports	7/1/2017	6/30/2020				\$ 575,163	N
DDS	THE CARING COMM OF CONN INC	13DDS0175RD	Community Living Arrangements	7/1/2013	6/30/2017				\$ 572,294	N
DDS	THE CARING COMM OF CONN INC	13DDS0175RD	Continuous Residential Supports	7/1/2013	6/30/2017				\$ 81,490	N
DDS	THE CARING COMM OF CONN INC	13DDS0175RD	Day Support Options	7/1/2013	6/30/2017		\$ 155,792			N
DDS	THE CARING COMM OF CONN INC	13DDS0175RD	Group Employment	7/1/2013	6/30/2017		\$ 29,247			N
DDS	THE CARING COMM OF CONN INC	13DDS0175RD	Individualized Home Supports	7/1/2013	6/30/2017	\$ 61,275,162			\$ 1,194	N
DDS	THE CARING COMM OF CONN INC	17DDS0175RD	Community Living Arrangements	7/1/2017	6/30/2020	\$ 44,139,521			\$ 8,668,866	N
DDS	THE CARING COMM OF CONN INC	17DDS0175RD	Continuous Residential Supports	7/1/2017	6/30/2020				\$ 1,236,565	N
DDS	THE CARING COMM OF CONN INC	17DDS0175RD	Day Support Options	7/1/2017	6/30/2020		\$ 2,221,769			N
DDS	THE CARING COMM OF CONN INC	17DDS0175RD	Group Employment	7/1/2017	6/30/2020		\$ 372,131			N



Agency	Supplier	Contract #	Description	Begin Date	Expire Date	Contract Amount	General Fund Payments	Federal Fund Payments	Other Fund Payments	Competitive
DDS	THE CARING COMM OF CONN INC	17DDS0175RD	Individualized Home Supports	7/1/2017	6/30/2020				\$ 21,494	N
DDS	THE CARING COMMUNITY OF CONNECTICUT INC	17DDS0175RD	Community Living Arrangements	7/1/2017	6/30/2020				\$ 402,523	N
DDS	THE CARING COMMUNITY OF CONNECTICUT INC	17DDS0175RD	Continuous Residential Supports	7/1/2017	6/30/2020				\$ 112,279	N
DDS	THE CARING COMMUNITY OF CONNECTICUT INC	17DDS0175RD	Day Support Options	7/1/2017	6/30/2020		\$ 104,559			N
DDS	THE CARING COMMUNITY OF CONNECTICUT INC	17DDS0175RD	Group Employment	7/1/2017	6/30/2020		\$ 34,858			N
DDS	THE CARING COMMUNITY OF CONNECTICUT INC	17DDS0175RD	Individualized Home Supports	7/1/2017	6/30/2020				\$ 1,925	N
DDS	THE CHILDREN'S CENTER OF HAMDEN INC	18DDS0002RD	Cash Advance	4/1/2018	6/30/2020	\$ 2,340,971			\$ 79,715	N
DDS	THE CHILDREN'S CENTER OF HAMDEN INC	18DDS0002RD	Community Living Arrangements	4/1/2018	6/30/2020				\$ 134,451	N
DDS	THE CONNECTICUT INSTITUTE FOR THE BLIND	17DDS0188RD	Clinical Behavior Supports	7/1/2017	6/30/2020		\$ 1,273			N
DDS	THE CONNECTICUT INSTITUTE FOR THE BLIND	17DDS0188RD	Community Companion Home	7/1/2017	6/30/2020				\$ 12,853	N
DDS	THE CONNECTICUT INSTITUTE FOR THE BLIND	17DDS0188RD	Community Living Arrangements	7/1/2017	6/30/2020		\$ 217,444		\$ 6,401,003	N
DDS	THE CONNECTICUT INSTITUTE FOR THE BLIND	17DDS0188RD	Day Support Options	7/1/2017	6/30/2020		\$ 591,416			N
DDS	THE CONNECTICUT INSTITUTE FOR THE BLIND	17DDS0188RD	Group Employment	7/1/2017	6/30/2020		\$ 109,234			N
DDS	THE CONNECTICUT INSTITUTE FOR THE BLIND	17DDS0188RD	Individualized Home Supports	7/1/2017	6/30/2020	\$ 131,340,329	\$ 14,725		\$ 81,661	N
DDS	THE CONNECTION INC	13DDS0289RD	Community Companion Home	7/1/2013	6/30/2017	\$ 412,396			\$ 3,640	N
DDS	THE CONNECTION INC	17DDS0289RD	Community Companion Home	7/1/2017	6/30/2020	\$ 164,043			\$ 67,267	N
DDS	THE JEWISH ASSOC FOR	13DDS0225RD	Community Living Arrangements	7/1/2013	6/30/2017	\$ 12,099,484			\$ 71,677	N
DDS	THE JEWISH ASSOC FOR	13DDS0225RD	Continuous Residential Supports	7/1/2013	6/30/2017				\$ 16,153	N
DDS	THE JEWISH ASSOC FOR	13DDS0225RD	Day Support Options	7/1/2013	6/30/2017		\$ 8,150			N
DDS	THE JEWISH ASSOC FOR	13DDS0225RD	Healthcare Coordination	7/1/2013	6/30/2017				\$ 2,133	N
DDS	THE JEWISH ASSOC FOR	13DDS0225RD	Individualized Home Supports	7/1/2013	6/30/2017				\$ 64,418	N
DDS	THE JEWISH ASSOC FOR	17DDS0225RD	Cash Advance	7/1/2017	6/30/2020	\$ 9,091,203			\$ 50,758	N
DDS	THE JEWISH ASSOC FOR	17DDS0225RD	Community Living Arrangements	7/1/2017	6/30/2020				\$ 1,577,539	N
DDS	THE JEWISH ASSOC FOR	17DDS0225RD	Continuous Residential Supports	7/1/2017	6/30/2020				\$ 282,950	N
DDS	THE JEWISH ASSOC FOR	17DDS0225RD	Day Support Options	7/1/2017	6/30/2020		\$ 167,982			N
DDS	THE JEWISH ASSOC FOR	17DDS0225RD	Healthcare Coordination	7/1/2017	6/30/2020				\$ 13,141	N
DDS	THE JEWISH ASSOC FOR	17DDS0225RD	Individualized Home Supports	7/1/2017	6/30/2020				\$ 594,324	N
DDS	THE KENNEDY CENTER INC	13DDS0228RD	Clinical Behavior Supports	7/1/2013	6/30/2017				\$ 121	N
DDS	THE KENNEDY CENTER INC	13DDS0228RD	Community Living Arrangements	7/1/2013	6/30/2017				\$ 465,466	N
DDS	THE KENNEDY CENTER INC	13DDS0228RD	Day Support Options	7/1/2013	6/30/2017		\$ 529,108			N
DDS	THE KENNEDY CENTER INC	13DDS0228RD	Group Employment	7/1/2013	6/30/2017		\$ 148,996			N
DDS	THE KENNEDY CENTER INC	13DDS0228RD	Healthcare Coordination	7/1/2013	6/30/2017				\$ 663	N
DDS	THE KENNEDY CENTER INC	13DDS0228RD	Individual Supported Employment	7/1/2013	6/30/2017		\$ 17,221			N
DDS	THE KENNEDY CENTER INC	13DDS0228RD	Individualized Home Supports	7/1/2013	6/30/2017	\$ 107,379,940			\$ -	N
DDS	THE KENNEDY CENTER INC	17DDS0228RD	Cash Advance	7/1/2017	6/30/2020				\$ 48,960	N
DDS	THE KENNEDY CENTER INC	17DDS0228RD	Clinical Behavior Supports	7/1/2017	6/30/2020				\$ 2,909	N
DDS	THE KENNEDY CENTER INC	17DDS0228RD	Community Living Arrangements	7/1/2017	6/30/2020				\$ 7,667,099	N
DDS	THE KENNEDY CENTER INC	17DDS0228RD	Day Support Options	7/1/2017	6/30/2020		\$ 9,879,151			N
DDS	THE KENNEDY CENTER INC	17DDS0228RD	Group Employment	7/1/2017	6/30/2020		\$ 2,568,700			N
DDS	THE KENNEDY CENTER INC	17DDS0228RD	Healthcare Coordination	7/1/2017	6/30/2020				\$ 1,040	N
DDS	THE KENNEDY CENTER INC	17DDS0228RD	Individual Supported Employment	7/1/2017	6/30/2020		\$ 235,851			N
DDS	THE KENNEDY CENTER INC	17DDS0228RD	Individualized Home Supports	7/1/2017	6/30/2020				\$ 469,031	N
DDS	THE KENNEDY CENTER INC	17DDS0228RD	Transition Services	7/1/2017	6/30/2020	\$ 79,530,435	\$ 199,739			N



Agency	Supplier	Contract #	Description	Begin Date	Expire Date	Contract Amount	General Fund Payments	Federal Fund Payments	Other Fund Payments	Competitive
DDS	THE LIGHTHOUSE VOC ED CENTER	13DDS0232RD	Day Support Options	7/1/2013	6/30/2017	\$ 3,094,521	\$ 29,017			N
DDS	THE LIGHTHOUSE VOC ED CENTER	17DDS0232RD	Day Support Options	7/1/2017	6/30/2020	\$ 1,351,873	\$ 472,275			N
DDS	THE VANTAGE GROUP INC	13DDS0275RD	Community Living Arrangements	7/1/2013	6/30/2017	\$ 25,899,417			\$ 157,923	N
DDS	THE VANTAGE GROUP INC	13DDS0275RD	Continuous Residential Supports	7/1/2013	6/30/2017				\$ 51,412	N
DDS	THE VANTAGE GROUP INC	13DDS0275RD	Day Support Options	7/1/2013	6/30/2017		\$ 46,348			N
DDS	THE VANTAGE GROUP INC	13DDS0275RD	Group Employment	7/1/2013	6/30/2017		\$ 8,983			N
DDS	THE VANTAGE GROUP INC	13DDS0275RD	Individualized Home Supports	7/1/2013	6/30/2017				\$ 25,169	N
DDS	THE VANTAGE GROUP INC	17DDS0275RD	Cash Advance	7/1/2017	6/30/2020	\$ 18,745,085			\$ 26,335	N
DDS	THE VANTAGE GROUP INC	17DDS0275RD	Community Living Arrangements	7/1/2017	6/30/2020				\$ 2,641,354	N
DDS	THE VANTAGE GROUP INC	17DDS0275RD	Continuous Residential Supports	7/1/2017	6/30/2020				\$ 986,232	N
DDS	THE VANTAGE GROUP INC	17DDS0275RD	Day Support Options	7/1/2017	6/30/2020		\$ 875,781			N
DDS	THE VANTAGE GROUP INC	17DDS0275RD	Group Employment	7/1/2017	6/30/2020		\$ 193,881			N
DDS	THE VANTAGE GROUP INC	17DDS0275RD	Individualized Home Supports	7/1/2017	6/30/2020				\$ 455,155	N
DDS	THE WEST HAVEN COMMUNITY HOUSE	13DDS0280RD	Community Living Arrangements	7/1/2013	6/30/2017	\$ 18,466,277			\$ 49,085	N
DDS	THE WEST HAVEN COMMUNITY HOUSE	13DDS0280RD	Continuous Residential Supports	7/1/2013	6/30/2017				\$ 53,021	N
DDS	THE WEST HAVEN COMMUNITY HOUSE	13DDS0280RD	Day Support Options	7/1/2013	6/30/2017		\$ 93,962			N
DDS	THE WEST HAVEN COMMUNITY HOUSE	13DDS0280RD	Individual Supported Employment	7/1/2013	6/30/2017		\$ 2,735			N
DDS	THE WEST HAVEN COMMUNITY HOUSE	13DDS0280RD	Individualized Home Supports	7/1/2013	6/30/2017				\$ 4,955	N
DDS	THE WEST HAVEN COMMUNITY HOUSE	17DDS0280RD	Community Living Arrangements	7/1/2017	6/30/2020	\$ 11,917,247			\$ 833,241	N
DDS	THE WEST HAVEN COMMUNITY HOUSE	17DDS0280RD	Continuous Residential Supports	7/1/2017	6/30/2020				\$ 921,747	N
DDS	THE WEST HAVEN COMMUNITY HOUSE	17DDS0280RD	Day Support Options	7/1/2017	6/30/2020		\$ 1,700,741			N
DDS	THE WEST HAVEN COMMUNITY HOUSE	17DDS0280RD	Individual Supported Employment	7/1/2017	6/30/2020		\$ 17,543			N
DDS	THE WEST HAVEN COMMUNITY HOUSE	17DDS0280RD	Individualized Home Supports	7/1/2017	6/30/2020				\$ 147,844	N
DDS	TRANSITIONAL EMPLOYMENT UNLIMITED INC	17DDS0269RD	Day Support Options	7/1/2017	6/30/2020	\$ 2,166,134	\$ 209,670			N
DDS	TRANSITIONAL EMPLOYMENT UNLIMITED INC	17DDS0269RD	Group Employment	7/1/2017	6/30/2020		\$ 259,677			N
DDS	TRANSITIONAL EMPLOYMENT UNLIMITED INC	17DDS0269RD	Individual Supported Employment	7/1/2017	6/30/2020		\$ 28,636			N
DDS	TRI-COUNTY ARC INC	13DDS0270RD	Community Living Arrangements	7/1/2013	6/30/2017	\$ 30,461,352			\$ 146,780	N
DDS	TRI-COUNTY ARC INC	13DDS0270RD	Day Support Options	7/1/2013	6/30/2017		\$ 97,345			N
DDS	TRI-COUNTY ARC INC	13DDS0270RD	Group Employment	7/1/2013	6/30/2017		\$ 54,964			N
DDS	TRI-COUNTY ARC INC	13DDS0270RD	Individualized Home Supports	7/1/2013	6/30/2017				\$ -	N
DDS	TRI-COUNTY ARC INC	17DDS0270RD	Community Living Arrangements	7/1/2017	6/30/2020	\$ 17,218,154			\$ 620,469	N
DDS	TRI-COUNTY ARC INC	17DDS0270RD	Day Support Options	7/1/2017	6/30/2020		\$ 401,347			N
DDS	TRI-COUNTY ARC INC	17DDS0270RD	Group Employment	7/1/2017	6/30/2020		\$ 228,593			N
DDS	TRI-COUNTY ARC INC	17DDS0270RD	Individualized Home Supports	7/1/2017	6/30/2020				\$ 24,544	N
DDS	TURNING LEAF AGENCY CORP	13DDS0271RD	Continuous Residential Supports	7/1/2013	6/30/2017	\$ 10,110,603			\$ 89,946	N
DDS	TURNING LEAF AGENCY CORP	13DDS0271RD	Group Employment	7/1/2013	6/30/2017		\$ 9,652			N
DDS	TURNING LEAF AGENCY CORP	13DDS0271RD	Individualized Home Supports	7/1/2013	6/30/2017				\$ -	N
DDS	TURNING LEAF AGENCY CORP	17DDS0271RD	Continuous Residential Supports	7/1/2017	6/30/2020	\$ 5,253,544			\$ 1,508,096	N
DDS	TURNING LEAF AGENCY CORP	17DDS0271RD	Day Support Options	7/1/2017	6/30/2020		\$ 8,591			N
DDS	TURNING LEAF AGENCY CORP	17DDS0271RD	Group Employment	7/1/2017	6/30/2020		\$ 164,140			N
DDS	TURNING LEAF AGENCY CORP	17DDS0271RD	Individualized Home Supports	7/1/2017	6/30/2020				\$ 31,890	N



Agency	Supplier	Contract #	Description	Begin Date	Expire Date	Contract Amount	General Fund Payments	Federal Fund Payments	Other Fund Payments	Competitive
DDS	UNITED CEREBRAL PALSY OF EASTERN	13DDS0273RD	Day Support Options	7/1/2013	6/30/2017	\$ 16,081,848	\$ 110,175			N
DDS	UNITED CEREBRAL PALSY OF EASTERN	13DDS0273RD	Group Employment	7/1/2013	6/30/2017		\$ 2,941			N
DDS	UNITED CEREBRAL PALSY OF EASTERN	13DDS0273RD	Healthcare Coordination	7/1/2013	6/30/2017				\$ 16,278	N
DDS	UNITED CEREBRAL PALSY OF EASTERN	13DDS0273RD	Individualized Home Supports	7/1/2013	6/30/2017				\$ 22,342	N
DDS	UNITED CEREBRAL PALSY OF EASTERN	17DDS0273RD	Clinical Behavior Supports	7/1/2017	6/30/2020	\$ 11,092,304			\$ 121	N
DDS	UNITED CEREBRAL PALSY OF EASTERN	17DDS0273RD	Day Support Options	7/1/2017	6/30/2020		\$ 1,886,322			N
DDS	UNITED CEREBRAL PALSY OF EASTERN	17DDS0273RD	Group Employment	7/1/2017	6/30/2020		\$ 120,070			N
DDS	UNITED CEREBRAL PALSY OF EASTERN	17DDS0273RD	Healthcare Coordination	7/1/2017	6/30/2020				\$ 45,769	N
DDS	UNITED CEREBRAL PALSY OF EASTERN	17DDS0273RD	Individualized Home Supports	7/1/2017	6/30/2020				\$ 689,042	N
DDS	VARCA INC	13DDS0276RD	Day Support Options	7/1/2013	6/30/2017	\$ 5,038,309	\$ 2,086			N
DDS	VARCA INC	13DDS0276RD	Pre-Vocational	7/1/2013	6/30/2017		\$ 28,280			N
DDS	VARCA INC	17DDS0276RD	Day Support Options	7/1/2017	6/30/2020	\$ 2,672,921	\$ 45,854			N
DDS	VARCA INC	17DDS0276RD	Pre-Vocational	7/1/2017	6/30/2020		\$ 476,332			N
DDS	VIABILITY INC	13DDS0182RD	Day Support Options	7/1/2013	6/30/2017		\$ 59			N
DDS	VIABILITY INC	13DDS0182RD	Group Employment	7/1/2013	6/30/2017		\$ 2,621			N
DDS	VIABILITY INC	13DDS0182RD	Individual Supported Employment	7/1/2013	6/30/2017		\$ 5,495			N
DDS	VIABILITY INC	17DDS0182RD	Clinical Behavior Supports	7/1/2017	6/30/2020	\$ 13,491,819			\$ 303	N
DDS	VIABILITY INC	17DDS0182RD	Continuous Residential Supports	7/1/2017	6/30/2020				\$ 1,042,023	N
DDS	VIABILITY INC	17DDS0182RD	Day Support Options	7/1/2017	6/30/2020		\$ 456,336			N
DDS	VIABILITY INC	17DDS0182RD	Group Employment	7/1/2017	6/30/2020		\$ 1,442,421			N
DDS	VIABILITY INC	17DDS0182RD	Healthcare Coordination	7/1/2017	6/30/2020				\$ 1,112	N
DDS	VIABILITY INC	17DDS0182RD	Individual Supported Employment	7/1/2017	6/30/2020		\$ 203,477			N
DDS	VIABILITY INC	17DDS0182RD	Individualized Home Supports	7/1/2017	6/30/2020				\$ 479,246	N
DDS	VIABILITY INC	17DDS0182RD	Transition Services	7/1/2017	6/30/2020		\$ 22,855			N
DDS	VINFEN CORPORATION OF CONNECTICUT INC	13DDS0277RD	Clinical Behavioral Supports	7/1/2013	6/30/2017				\$ 667	N
DDS	VINFEN CORPORATION OF CONNECTICUT INC	13DDS0277RD	Community Living Arrangements	7/1/2013	6/30/2017				\$ 343,174	N
DDS	VINFEN CORPORATION OF CONNECTICUT INC	13DDS0277RD	Continuous Residential Supports	7/1/2013	6/30/2017				\$ 312,935	N
DDS	VINFEN CORPORATION OF CONNECTICUT INC	13DDS0277RD	Day Support Options	7/1/2013	6/30/2017		\$ 28,782			N
DDS	VINFEN CORPORATION OF CONNECTICUT INC	13DDS0277RD	Group Employment	7/1/2013	6/30/2017		\$ 43,413			N
DDS	VINFEN CORPORATION OF CONNECTICUT INC	13DDS0277RD	Healthcare Coordination	7/1/2013	6/30/2017				\$ 2,582	N
DDS	VINFEN CORPORATION OF CONNECTICUT INC	13DDS0277RD	Individual Supported Employment	7/1/2013	6/30/2017		\$ 12,482			N
DDS	VINFEN CORPORATION OF CONNECTICUT INC	13DDS0277RD	Individualized Home Supports	7/1/2013	6/30/2017	\$ 56,864,779			\$ 18,603	N
DDS	VINFEN CORPORATION OF CONNECTICUT INC	17DDS0277RD	Cash Advance	7/1/2017	6/30/2020				\$ 113,182	N
DDS	VINFEN CORPORATION OF CONNECTICUT INC	17DDS0277RD	Clinical Behavior Supports	7/1/2017	6/30/2020				\$ 3,424	N
DDS	VINFEN CORPORATION OF CONNECTICUT INC	17DDS0277RD	Community Living Arrangements	7/1/2017	6/30/2020				\$ 6,276,674	N
DDS	VINFEN CORPORATION OF CONNECTICUT INC	17DDS0277RD	Continuous Residential Supports	56 7/1/2017	6/30/2020				\$ 5,126,306	N



Agency	Supplier	Contract #	Description	Begin Date	Expire Date	Contract Amount	General Fund Payments	Federal Fund Payments	Other Fund Payments	Competitive
DDS	VINFEN CORPORATION OF CONNECTICUT INC	17DDS0277RD	Day Support Options	7/1/2017	6/30/2020		\$ 576,608			N
DDS	VINFEN CORPORATION OF CONNECTICUT INC	17DDS0277RD	Group Employment	7/1/2017	6/30/2020		\$ 890,244			N
DDS	VINFEN CORPORATION OF CONNECTICUT INC	17DDS0277RD	Healthcare Coordination	7/1/2017	6/30/2020				\$ 9,555	N
DDS	VINFEN CORPORATION OF CONNECTICUT INC	17DDS0277RD	Individual Supported Employment	7/1/2017	6/30/2020		\$ 159,233			N
DDS	VINFEN CORPORATION OF CONNECTICUT INC	17DDS0277RD	Individualized Home Supports	7/1/2017	6/30/2020	\$ 48,930,265			\$ 418,612	N
DDS	VISTA LIFE INNOVATIONS	13DDS0278RD	Day Support Options	7/1/2013	6/30/2017	\$ 11,646,746	\$ 35,806			N
DDS	VISTA LIFE INNOVATIONS	13DDS0278RD	Group Employment	7/1/2013	6/30/2017		\$ 186			N
DDS	VISTA LIFE INNOVATIONS	13DDS0278RD	Individual Supported Employment	7/1/2013	6/30/2017		\$ 7,653			N
DDS	VISTA LIFE INNOVATIONS	13DDS0278RD	Individualized Home Supports	7/1/2013	6/30/2017				\$ 54,758	N
DDS	VISTA LIFE INNOVATIONS	17DDS0278RD	Day Support Options	7/1/2017	6/30/2020	\$ 8,318,565	\$ 65,531			N
DDS	VISTA LIFE INNOVATIONS	17DDS0278RD	Group Employment	7/1/2017	6/30/2020		\$ 22,300			N
DDS	VISTA LIFE INNOVATIONS	17DDS0278RD	Individual Supported Employment	7/1/2017	6/30/2020		\$ 7,667			N
DDS	VISTA LIFE INNOVATIONS	17DDS0278RD	Individualized Home Supports	7/1/2017	6/30/2020				\$ 106,088	N
DDS	VISTA LIFE INNOVATIONS INC	13DDS0278RD	Individual Supported Employment	7/1/2013	6/30/2017		\$ 2,006			N
DDS	VISTA LIFE INNOVATIONS INC	17DDS0278RD	Day Support Options	7/1/2017	6/30/2020		\$ 684,339			N
DDS	VISTA LIFE INNOVATIONS INC	17DDS0278RD	Group Employment	7/1/2017	6/30/2020		\$ 100,074			N
DDS	VISTA LIFE INNOVATIONS INC	17DDS0278RD	Individual Supported Employment	7/1/2017	6/30/2020		\$ 130,447			N
DDS	VISTA LIFE INNOVATIONS INC	17DDS0278RD	Individualized Home Supports	7/1/2017	6/30/2020				\$ 968,397	N
DDS	WATERBURY ARC INC	13DDS0279RD	Day Support Options	7/1/2013	6/30/2017	\$ 19,283,886	\$ 74,722			N
DDS	WATERBURY ARC INC	13DDS0279RD	Group Employment	7/1/2013	6/30/2017		\$ 118,744			N
DDS	WATERBURY ARC INC	13DDS0279RD	Individualized Home Supports	7/1/2013	6/30/2017				\$ 869	N
DDS	WATERBURY ARC INC	13DDS0279RD	Pre-Vocational	7/1/2013	6/30/2017		\$ 12,996			N
DDS	WATERBURY ARC INC	17DDS0279RD	Day Support Options	7/1/2017	6/30/2020	\$ 13,548,916	\$ 1,317,521			N
DDS	WATERBURY ARC INC	17DDS0279RD	Group Employment	7/1/2017	6/30/2020		\$ 1,883,718			N
DDS	WATERBURY ARC INC	17DDS0279RD	Individualized Home Supports	7/1/2017	6/30/2020				\$ 200,155	N
DDS	WATERBURY ARC INC	17DDS0279RD	Pre-Vocational	7/1/2017	6/30/2020		\$ 176,672			N
DDS	WHEELER CLINIC INC	10DDS2099CS	Psychiatric Care FY 17	7/1/2010	6/30/2018	\$ 814,800	\$ 2,928			Y
DDS	WHEELER CLINIC INC	17DDS2005CS	In-Home Training	7/1/2017	6/30/2020	\$ 360,000	\$ 93,174			N
DDS	WHOLE LIFE INC	13DDS0281RD	Community Living Arrangements	7/1/2013	6/30/2017				\$ 675,030	N
DDS	WHOLE LIFE INC	13DDS0281RD	Day Support Options	7/1/2013	6/30/2017		\$ 46,705			N
DDS	WHOLE LIFE INC	13DDS0281RD	Group Employment	7/1/2013	6/30/2017	\$ 56,122,802	\$ 10,039			N
DDS	WHOLE LIFE INC	17DDS0281RD	Cash Advance	7/1/2017	6/30/2020				\$ 204,006	N
DDS	WHOLE LIFE INC	17DDS0281RD	Community Living Arrangements	7/1/2017	6/30/2020				\$ 12,394,575	N
DDS	WHOLE LIFE INC	17DDS0281RD	Day Support Options	7/1/2017	6/30/2020		\$ 1,950,349			N
DDS	WHOLE LIFE INC	17DDS0281RD	Group Employment	7/1/2017	6/30/2020		\$ 808,519			N
DDS	WHOLE LIFE INC	17DDS0281RD	Individual Supported Employment	7/1/2017	6/30/2020		\$ -			N
DDS	WHOLE LIFE INC	17DDS0281RD	Individualized Home Supports	7/1/2017	6/30/2020	\$ 61,374,104			\$ 88,613	N
DDS	WINCHESTER TOWN TREASURER	13DDS0284RD	Day Support Options	7/1/2013	6/30/2017	\$ 1,256,880	\$ 12,941			N
DDS	WINCHESTER TOWN TREASURER	17DDS0284RD	Day Support Options	7/1/2017	6/30/2020	\$ 786,795	\$ 242,222			N
DDS	WINDSOR INDEPENDENT LIVING	13DDS0282RD	Community Living Arrangements	7/1/2013	6/30/2017	\$ 17,057,442			\$ 156,396	N
DDS	WINDSOR INDEPENDENT LIVING	13DDS0282RD	Day Support Options	7/1/2013	6/30/2017		\$ 14,824			N
DDS	WINDSOR INDEPENDENT LIVING	13DDS0282RD	Group Employment	7/1/2013	6/30/2017		\$ 6,705			N



Agency	Supplier	Contract #	Description	Begin Date	Expire Date	Contract Amount	General Fund Payments	Federal Fund Payments	Other Fund Payments	Competitive
DDS	WINDSOR INDEPENDENT LIVING	13DDS0282RD	Healthcare Coordination	7/1/2013	6/30/2017				\$ 1,237	N
DDS	WINDSOR INDEPENDENT LIVING	13DDS0282RD	Individual Supported Employment	7/1/2013	6/30/2017		\$ 2,219			N
DDS	WINDSOR INDEPENDENT LIVING	13DDS0282RD	Individualized Home Supports	7/1/2013	6/30/2017				\$ 7,782	N
DDS	WINDSOR INDEPENDENT LIVING	17DDS0282RD	Community Living Arrangements	7/1/2017	6/30/2020	\$ 10,823,397			\$ 2,675,239	N
DDS	WINDSOR INDEPENDENT LIVING	17DDS0282RD	Day Support Options	7/1/2017	6/30/2020		\$ 262,049			N
DDS	WINDSOR INDEPENDENT LIVING	17DDS0282RD	Group Employment	7/1/2017	6/30/2020		\$ 79,490			N
DDS	WINDSOR INDEPENDENT LIVING	17DDS0282RD	Healthcare Coordination	7/1/2017	6/30/2020				\$ 12,316	N
DDS	WINDSOR INDEPENDENT LIVING	17DDS0282RD	Individual Supported Employment	7/1/2017	6/30/2020		\$ 135,969			N
DDS	WINDSOR INDEPENDENT LIVING	17DDS0282RD	Individualized Home Supports	7/1/2017	6/30/2020				\$ 224,239	N
DDS TOTAL		295				\$ 6,017,237,165	\$ 229,801,181	\$ 1,822	\$ 487,520,869	
DMHAS	ABILITY BEYOND DISABILITY INC	18MHA2000	MHA07307: Employment Services SFY18	7/1/2017	6/30/2020	\$ 850,363	\$ 284,695			N
DMHAS	ABILITY BEYOND DISABILITY INC	18MHA2108	MHA07301 FY18 Unionville House	7/1/2017	6/30/2018	\$ 6,341,495	\$ 790,195			N
DMHAS	ABILITY BEYOND DISABILITY INC	18MHA2108	MHA07303 FY18 Woodland House	7/1/2017	6/30/2018		\$ 795,751			N
DMHAS	ABILITY BEYOND DISABILITY INC	18MHA2108	MHA07304 FY18 Beecher House	7/1/2017	6/30/2018		\$ 791,129			N
DMHAS	ABILITY BEYOND DISABILITY INC	18MHA2108	MHA07305 FY18 Nicholas Apartments	7/1/2017	6/30/2018		\$ 1,245,458			N
DMHAS	ABILITY BEYOND DISABILITY INC	18MHA2108	MHA07306 FY18 Sheffield Apartments	7/1/2017	6/30/2018		\$ 989,854			N
DMHAS	ABILITY BEYOND DISABILITY INC	18MHA2108	MHA07309 FY18 Blakeslee Apartments	7/1/2017	6/30/2018		\$ 672,177			N
DMHAS	ABILITY BEYOND DISABILITY INC	18MHA2108	MHA07310 FY18 Corbin Apartments	7/1/2017	6/30/2018		\$ 516,256			N
DMHAS	ABILITY BEYOND DISABILITY INC	18MHA2108	MHA07312 FY18 Prospect Street	7/1/2017	6/30/2018		\$ 540,675			N
DMHAS	ABILITY BEYOND DISABILITY INC	18MHA2153	MHA07302 Employment Services FY18	7/1/2017	6/30/2018	\$ 2,976,378	\$ 407,076			N
DMHAS	ABILITY BEYOND DISABILITY INC	18MHA2153	MHA07308 YAS Starr Avenue FY18	7/1/2017	6/30/2018		\$ 936,398			N
DMHAS	ABILITY BEYOND DISABILITY INC	18MHA2153	MHA07311 YAS Liberty Avenue FY18	7/1/2017	6/30/2018		\$ 670,231			N
DMHAS	ABILITY BEYOND DISABILITY INC	18MHA2153	MHA11901 Supervised Residential Support FY18	7/1/2017	6/30/2018		\$ 506,245			N
DMHAS	ABILITY BEYOND DISABILITY INC	18MHA2153	MHA11902 Supervised Residential Recovery FY18	7/1/2017	6/30/2018		\$ 417,987			N
DMHAS	ABILITY BEYOND DISABILITY INC	18MHA2153	MHA11904 YAS Fiduciary Services FY18	7/1/2017	6/30/2018		\$ 38,441			N
DMHAS	ADVANCED BEHAVIORIAL HEALTH INC	13MHA6005	MH Transitional	4/1/2013	6/30/2018	\$ 800,000	\$ 149,547			N
DMHAS	ADVANCED BEHAVIORIAL HEALTH INC	18MHA2078	MHA00101\Eastern Region Service Center\FY18	7/1/2017	6/30/2018	\$ 3,139,662	\$ 681,073			N
DMHAS	ADVANCED BEHAVIORIAL HEALTH INC	18MHA2078	MHA00102\Intensive Case Management\FY18	7/1/2017	6/30/2018		\$ 1,596,255			N
DMHAS	ADVANCED BEHAVIORIAL HEALTH INC	18MHA2078	MHA00107\Women's Behavioral Health\FY18	7/1/2017	6/30/2018		\$ 64,945	\$ 389,974	\$ 88,167	N



Agency	Supplier	Contract #	Description	Begin Date	Expire Date	Contract Amount	General Fund Payments	Federal Fund Payments	Other Fund Payments	Competitive
DMHAS	ADVANCED BEHAVIORIAL HEALTH INC	18MHA2078	MHA00119\Access Center\FY18	7/1/2017	6/30/2018		\$ 263,346	\$ 55,901		N
DMHAS	ADVANCED BEHAVIORIAL HEALTH INC	18MHA2079	MHA00111\Nursing Home Diversion\FY18	7/1/2017	6/30/2019	\$ 3,276,700	\$ 74,770			N
DMHAS	ADVANCED BEHAVIORIAL HEALTH INC	18MHA2079	MHA00117\Comm. Support Clinician-MHwaiver\FY18	7/1/2017	6/30/2019		\$ 1,000,312			N
DMHAS	ADVANCED BEHAVIORIAL HEALTH INC	18MHA2079	MHA00118\Money Follows the Person\FY18	7/1/2017	6/30/2019		\$ 570,928			N
DMHAS	ADVANCED BEHAVIORIAL HEALTH INC	18MHA2080	MHA00103\Project Safe Treatment Ser.\FY18	7/1/2017	6/30/2018	\$ 1,069,326		\$ 270,167		N
DMHAS	ADVANCED BEHAVIORIAL HEALTH INC	18MHA2080	MHA00110\RSVP\RCM\FY18	7/1/2017	6/30/2018			\$ 766,767		N
DMHAS	ADVANCED BEHAVIORIAL HEALTH INC	18MHA2080	MHA00114\FASD\FY18	7/1/2017	6/30/2018			\$ 32,392		N
DMHAS	ADVOCACY UNLIMITED INC	17MHA6020	Problem Gambling	7/1/2016	7/31/2017	\$ 20,000			\$ 20,000	N
DMHAS	ADVOCACY UNLIMITED INC	18MHA2109	MHA00201\Advocacy Development\FY18	7/1/2017	6/30/2019	\$ 3,724,126	\$ 331,699			N
DMHAS	ADVOCACY UNLIMITED INC	18MHA2109	MHA00205\Join Rise Be\FY18	7/1/2017	6/30/2019		\$ 195,531			N
DMHAS	ADVOCACY UNLIMITED INC	18MHA2109	MHA00208\Recovery Education\FY18	7/1/2017	6/30/2019		\$ 385,000			N
DMHAS	ADVOCACY UNLIMITED INC	18MHA2109	MHA00209\Toivo Center\FY18	7/1/2017	6/30/2019		\$ 430,190			N
DMHAS	ADVOCACY UNLIMITED INC	18MHA2109	MHA00211\YAS Warm Line\FY18	7/1/2017	6/30/2019		\$ 51,500			N
DMHAS	ADVOCACY UNLIMITED INC	18MHA2109	MHA20602\Peer Bridger\FY18	7/1/2017	6/30/2019		\$ 474,248			N
DMHAS	ALLIANCE FOR LIVING INC	18MHA2081	MHA00551 FY18 New London BOS 193	7/1/2017	6/30/2020	\$ 128,710		\$ 54,710		N
DMHAS	ANTHONY F CAMPAGNA PHD LLC	18MHA6001	FY 18/19 - YAS Evaluations	7/1/2017	6/30/2019	\$ 62,490	\$ 4,568			N
DMHAS	APPLIED BEHAVIORAL REHABILITATION	18MHA2001	MHA00701: Homes for the Brave SFY18	7/1/2017	6/30/2020	\$ 437,403	\$ 146,439			N
DMHAS	APPLIED BEHAVIORAL SCIENCES LLC	18MHA6054	18MHA6054	11/1/2017	10/31/2018	\$ 10,000	\$ 1,750			N
DMHAS	APT FOUNDATION INC	18MHA2036	MHA00801 / SFY18 / AIDS HIV Services	7/1/2017	6/30/2018	\$ 5,204,065		\$ 21,442		N
DMHAS	APT FOUNDATION INC	18MHA2036	MHA00803 / SFY18 / CTU Outpatient	7/1/2017	6/30/2018		\$ 246,470	\$ 216,445		N
DMHAS	APT FOUNDATION INC	18MHA2036	MHA00804 / SFY18 / Central Medical Unit	7/1/2017	6/30/2018			\$ 526,241		N
DMHAS	APT FOUNDATION INC	18MHA2036	MHA00805 / SFY18 / CTU Women	7/1/2017	6/30/2018			\$ 33,149		N
DMHAS	APT FOUNDATION INC	18MHA2036	MHA00807 / SFY18 / RSD	7/1/2017	6/30/2018		\$ 1,145,179	\$ 143,389		N
DMHAS	APT FOUNDATION INC	18MHA2036	MHA00812 / SFY18 / MH Evidence Based Employment	7/1/2017	6/30/2018		\$ 51,316			N
DMHAS	APT FOUNDATION INC	18MHA2036	MHA00813 / SFY18 / Vocational Services	7/1/2017	6/30/2018			\$ 289,148		N
DMHAS	APT FOUNDATION INC	18MHA2036	MHA00814 / SFY18 / Vocational Urban Initiative	7/1/2017	6/30/2018		\$ 53,058			N
DMHAS	APT FOUNDATION INC	18MHA2036	MHA00817 / SFY18 / MH Work Services	7/1/2017	6/30/2018		\$ 49,846			N
DMHAS	APT FOUNDATION INC	18MHA2036	MHA00818 / SFY18 / RSD (CSSD)	7/1/2017	6/30/2018				\$ 1,345,019	N
DMHAS	APT FOUNDATION INC	18MHA2036	MHA00820 / SFY18 / Amethyst House	7/1/2017	6/30/2018		\$ 925,803			N
DMHAS	APT FOUNDATION INC	18MHA2036	MHA00821 / SFY18 / Amethyst House (CSSD)	7/1/2017	6/30/2018				\$ 157,560	N
DMHAS	ARTREACH INCORPORATED	18MHA2082	MHA00901 Artreach Client Services FY18	7/1/2017	6/30/2018	\$ 296,387	\$ 296,387			N
DMHAS	ASSOCIATION OF RELIGIOUS COMMUNITIES	18MHA2037	MHA00851 / SFY18 / Supportive Housing	7/1/2017	6/30/2018	\$ 16,605	\$ 7,712	\$ 8,893		N
DMHAS	BECKET FAMILY OF SERVICES	17MHA6007	YAS Services	7/1/2016	6/30/2019	\$ 8,075,921	\$ 1,708,180			N
DMHAS	BETH-EL CENTER INC	18MHA2038	MHA04051 / SFY18 / Supportive Housing	7/1/2017	6/30/2018	\$ 56,019	\$ 56,019			N
DMHAS	BH CARE INC	17MHA2041	HUD BOS 193 (FFS) SFY17: MHA19604	7/1/2016	6/30/2017	\$ 271,169		\$ 10,994		N
DMHAS	BH CARE INC	18MHA2040	MHA09805 / SFY18 / Shoreline Branford Counseling	7/1/2017	6/30/2020	\$ 35,010,031	\$ 158,878			N
DMHAS	BH CARE INC	18MHA2040	MHA09806 / SFY18 / Harbor House	7/1/2017	6/30/2020		\$ 272,285			N
DMHAS	BH CARE INC	18MHA2040	MHA09808 / SFY18 / Shoreline/Valley Jail Diversion	7/1/2017	6/30/2020		\$ 207,083			N
DMHAS	BH CARE INC	18MHA2040	MHA09809 / SFY18 / Options/Valley Social Rehab	7/1/2017	6/30/2020		\$ 906,098			N



Agency	Supplier	Contract #	Description	Begin Date	Expire Date	Contract Amount	General Fund Payments	Federal Fund Payments	Other Fund Payments	Competitive
DMHAS	BH CARE INC	18MHA2040	MHA09810 / SFY18 / Options/Valley Voc Rehab	7/1/2017	6/30/2020		\$ 497,526			N
DMHAS	BH CARE INC	18MHA2040	MHA09811 / SFY18 / Shoreline/Valley PILOTS & Next Steps	7/1/2017	6/30/2020		\$ 328,818	\$ 619	\$ 43,750	N
DMHAS	BH CARE INC	18MHA2040	MHA09812 / SFY18 / Shoreline OP Clinic	7/1/2017	6/30/2020		\$ 63,413			N
DMHAS	BH CARE INC	18MHA2040	MHA09813 / SFY18 / Shoreline/Valley Primary Care	7/1/2017	6/30/2020		\$ 200,000			N
DMHAS	BH CARE INC	18MHA2040	MHA19601 / SFY18 / Valley/Shoreline Recovery Program	7/1/2017	6/30/2020		\$ 1,773,170			N
DMHAS	BH CARE INC	18MHA2040	MHA19602/SFY18 /Shoreline/Valley OPClinic	7/1/2017	6/30/2020		\$ 2,683,188			N
DMHAS	BH CARE INC	18MHA2040	MHA19604 / SFY18 / HUD BOS193	7/1/2017	6/30/2020		\$ 159,067	\$ 150,697		N
DMHAS	BH CARE INC	18MHA2040	MHA19608 / SFY18 / Valley Howe/HARP Ave Rehab	7/1/2017	6/30/2020		\$ 1,261,413			N
DMHAS	BH CARE INC	18MHA2040	MHA19610 / SFY18 / Valley ABI Community Residence	7/1/2017	6/30/2020		\$ 697,681			N
DMHAS	BH CARE INC	18MHA2040	MHA19611 / SFY18/ Valley Young Adults	7/1/2017	6/30/2020		\$ 576,610			N
DMHAS	BH CARE INC	18MHA2040	MHA19613 / SFY18 / Behavioral Health Homes	7/1/2017	6/30/2020		\$ 710,465			N
DMHAS	BH CARE INC	18MHA2040	MHA19614 / SFY18 / Shoreline Young Adults	7/1/2017	6/30/2020		\$ 342,822			N
DMHAS	BH CARE INC	18MHA2040	MHA19615 / SFY18 / YAS Residential	7/1/2017	6/30/2020		\$ 585,630			N
DMHAS	BH CARE INC	18MHA2040	MHA19617 / SFY18 / HUD BOS 134	7/1/2017	6/30/2020			\$ 116,229		N
DMHAS	BH CARE INC	18MHA2041	MHA19616 FY18 HUD BOS 193	7/1/2017	6/30/2020	\$ 658,038		\$ 47,519		N
DMHAS	BHCARE INC	18MHA2040	MHA19604 / SFY18 / HUD BOS193	7/1/2017	6/30/2020			\$ 20,155		N
DMHAS	BHCARE INC	18MHA2040	MHA19617 / SFY18 / HUD BOS 134	7/1/2017	6/30/2020		\$ 11,658			N
DMHAS	BHCARE INC	18MHA2041	MHA19616 FY18 HUD BOS 193	7/1/2017	6/30/2020			\$ 6,170		N
DMHAS	BIRTH SUPPORT EDUCATION AND BEYOND LLC	18MHA6042	Doula Program	9/1/2017	10/31/2017	\$ 13,102		\$ 13,102		N
DMHAS	BIRTH SUPPORT EDUCATION AND BEYOND LLC	18MHA6043	Doula Services- SFY18	10/1/2017	9/30/2022	\$ 1,264,257		\$ 12,527	\$ 184,628	N
DMHAS	BRIDGE HOUSE INC	18MHA2002	MHA01601: Social Rehab Day Program SFY18	7/1/2017	6/30/2018	\$ 1,268,832	\$ 1,035,829			N
DMHAS	BRIDGE HOUSE INC	18MHA2002	MHA01602: Homeless Outreach SFY18	7/1/2017	6/30/2018		\$ 233,003			N
DMHAS	BRIDGES HEALTHCARE INC	18MHA2042	MHA01805 / SFY18 / Jail Diversion	7/1/2017	6/30/2020	\$ 20,397,590				N
DMHAS	BRIDGES HEALTHCARE INC	18MHA2042	MHA01806 / SFY18 / Mental Health OP	7/1/2017	6/30/2020		\$ 1,148,555			N
DMHAS	BRIDGES HEALTHCARE INC	18MHA2042	MHA01807 / SFY18 / Addiction OP	7/1/2017	6/30/2020		\$ 141,504			N
DMHAS	BRIDGES HEALTHCARE INC	18MHA2042	MHA01810 / SFY18 / Social Rehabilitation	7/1/2017	6/30/2020		\$ 236,316			N
DMHAS	BRIDGES HEALTHCARE INC	18MHA2042	MHA01812 / SFY18 / Vocational Rehabilitation	7/1/2017	6/30/2020		\$ 257,556			N
DMHAS	BRIDGES HEALTHCARE INC	18MHA2042	MHA01815 / SFY18 / Young Adult Services	7/1/2017	6/30/2020		\$ 2,938,654			N
DMHAS	BRIDGES HEALTHCARE INC	18MHA2042	MHA01817 / SFY18 / IRIS	7/1/2017	6/30/2020		\$ 921,932			N
DMHAS	BRIDGES HEALTHCARE INC	18MHA2042	MHA01818 / SFY18 / Behavioral Health Home	7/1/2017	6/30/2020		\$ 274,812			N
DMHAS	BRIDGES HEALTHCARE INC	18MHA2042	MHA01820 / SFY18 / RM4	7/1/2017	6/30/2020		\$ 32,009		\$ 185,269	N
DMHAS	BRIDGES HEALTHCARE INC	18MHA2042	MHA01821 / SFY18 / Primary Care	7/1/2017	6/30/2020		\$ 88,815			N
DMHAS	BRIDGES HEALTHCARE INC	18MHA2042	MHA1822 / SFY18 / YAS Supervised Apartments	7/1/2017	6/30/2020		\$ 408,759			N
DMHAS	BRIDGES HEALTHCARE INC	18MHA2042	MHA1823 / SFY18 / Senior Services	7/1/2017	6/30/2020		\$ 40,000			N
DMHAS	CABLE INC	14MHA1161	Forensic Jail Diversion	7/1/2014	8/4/2017	\$ 445,700	\$ 55,094			N
DMHAS	CATHOLIC CHARITIES INC	17MHA2105	Pre Trial DUI Alcohol Education (FFS) SFY17: MHA02303	7/1/2016	12/31/2017	\$ 450,000			\$ 102,035	N
DMHAS	CATHOLIC CHARITIES INC	17MHA2105	Pre Trial DUI Drug Education (FFS) SFY17: MHA02307	7/1/2016	12/31/2017				\$ 83,705	N
DMHAS	CATHOLIC CHARITIES INC	18MHA2105	MHA02303\Pre-Trial DUI Alcohol Ed. (FFS)\FY18	1/30/2018	12/31/2018	\$ 284,346	\$ 43,473		\$ 26,723	Y



Agency	Supplier	Contract #	Description	Begin Date	Expire Date	Contract Amount	General Fund Payments	Federal Fund Payments	Other Fund Payments	Competitive
DMHAS	CATHOLIC CHARITIES INC	18MHA2105	MHA02307\Pre-Trial DUI Drug Ed. (FFS)\FY18	1/1/2018	12/31/2018		\$ 6,795		\$ 11,595	Y
DMHAS	CATHOLIC CHARITIES INC	18MHA2111	MHA02304 Hispanic Alcohol (Hartford) FY18	7/1/2017	6/30/2020	\$ 1,293,124	\$ 162,213	\$ 38,947		N
DMHAS	CATHOLIC CHARITIES INC	18MHA2111	MHA02305 Latino Outreach FY18	7/1/2017	6/30/2020			\$ 47,297		N
DMHAS	CATHOLIC CHARITIES INC	18MHA2111	MHA02308 Hispanic Alcohol (Mer/Mil) FY18	7/1/2017	6/30/2020			\$ 8,688		N
DMHAS	CATHOLIC CHARITIES INC	18MHA2111	MHA02309 Cathedral Green FY18	7/1/2017	6/30/2020		\$ 175,783			N
DMHAS	CATHOLIC CHARITIES INC	18MHA2154	MHA02302 Outpatient Clinic FY18	7/1/2017	6/30/2020	\$ 1,601,337	\$ 127,279			N
DMHAS	CATHOLIC CHARITIES INC	18MHA2154	MHA02306 Outpatient Services FY18	7/1/2017	6/30/2020		\$ 107,391			N
DMHAS	CATHOLIC CHARITIES INC	18MHA2154	MHA02310 St. Francis Xavier Plaza FY18	7/1/2017	6/30/2020		\$ 95,000			N
DMHAS	CATHOLIC CHARITIES INC	18MHA2154	MHA2301 CM Hispanic Family FY18	7/1/2017	6/30/2020		\$ 206,445			N
DMHAS	CATHOLIC CHARITIES OF FAIRFIELD COUNTY	18MHA2004	MHA02206: CCR/FUSE Program SFY18	7/1/2017	6/30/2020	\$ 1,670,123	\$ 223,118			N
DMHAS	CATHOLIC CHARITIES OF FAIRFIELD COUNTY	18MHA2004	MHA02207: Conger House SFY18	7/1/2017	6/30/2020		\$ 121,361			N
DMHAS	CATHOLIC CHARITIES OF FAIRFIELD COUNTY	18MHA2004	MHA02208: Merton Homes SFY18	7/1/2017	6/30/2020		\$ 79,824		\$ 43,750	N
DMHAS	CATHOLIC CHARITIES OF FAIRFIELD COUNTY	18MHA2004	MHA02209: Pilots Housing Development SFY18	7/1/2017	6/30/2020		\$ 91,090			N
DMHAS	CATHOLIC CHARITIES OF FAIRFIELD COUNTY	18MHA2155	MHA02202 FY18 Homeless Outreach	7/1/2017	6/30/2018	\$ 1,533,049	\$ 162,555			N
DMHAS	CATHOLIC CHARITIES OF FAIRFIELD COUNTY	18MHA2155	MHA02203 FY18 New Heights	7/1/2017	6/30/2018		\$ 416,539			N
DMHAS	CATHOLIC CHARITIES OF FAIRFIELD COUNTY	18MHA2155	MHA02205 FY18 Community Support Recovery Pathways	7/1/2017	6/30/2018		\$ 669,611			N
DMHAS	CATHOLIC CHARITIES OF FAIRFIELD COUNTY	18MHA2155	MHA02210 HUD 134	7/1/2017	6/30/2018			\$ 40,394		N
DMHAS	CATHOLIC CHARITIES OF FAIRFIELD COUNTY	18MHA2155	MHA02211 PATH	7/1/2017	6/30/2018		\$ 6,250	\$ 170,000		N
DMHAS	CATHOLIC CHARITIES OF FAIRFIELD COUNTY	18MHA2155	MHA02212 PATH FUSE	7/1/2017	6/30/2018		\$ 67,700			N
DMHAS	CENTER FOR COMMUNITY INDEPENDENCE INC	16MHA6010	16MHA6010	1/1/2017	6/30/2020	\$ 1,332,250	\$ 532,900			N
DMHAS	CENTER FOR HUMAN DEVELOPMENT INC	18MHA2112	MHA02502/FY18/CTLP	7/1/2017	6/30/2020	\$ 20,034,203	\$ 654,302			N
DMHAS	CENTER FOR HUMAN DEVELOPMENT INC	18MHA2112	MHA02503/FY18/CROSSOVER	7/1/2017	6/30/2020		\$ 223,746			N
DMHAS	CENTER FOR HUMAN DEVELOPMENT INC	18MHA2112	MHA02512/FY18/RESIDENTIAL SUPPORTED APARTMENTS	7/1/2017	6/30/2020		\$ 1,329,583			N
DMHAS	CENTER FOR HUMAN DEVELOPMENT INC	18MHA2112	MHA02513/FY18/TRANSITIONAL COACHING	7/1/2017	6/30/2020		\$ 172,133			N
DMHAS	CENTER FOR HUMAN DEVELOPMENT INC	18MHA2112	MHA02514/FY18/COMMUNITY INTEGRATION SERVICES	7/1/2017	6/30/2020		\$ 1,317,627			N
DMHAS	CENTER FOR HUMAN DEVELOPMENT INC	18MHA2112	MHA02515/FY18/SPECIAL SERVICES TEAM	7/1/2017	6/30/2020		\$ 236,477			N
DMHAS	CENTER FOR HUMAN DEVELOPMENT INC	18MHA2112	MHA02516/FY18/LOTUS HOUSE	7/1/2017	6/30/2020		\$ 728,080			N
DMHAS	CENTER FOR HUMAN DEVELOPMENT INC	18MHA2112	MHA02517/FY18/SEQUOIA HOUSE	7/1/2017	6/30/2020		\$ 713,222			N
DMHAS	CENTER FOR HUMAN DEVELOPMENT INC	18MHA2112	MHA02518/FY18/ODYSSEY HOME	7/1/2017	6/30/2020		\$ 770,364			N
DMHAS	CENTER FOR HUMAN DEVELOPMENT INC	18MHA2112	MHA02528/FY 18/CIS COACHING	7/1/2017	6/30/2020		\$ 10,532			N
DMHAS	CENTER FOR HUMAN DEVELOPMENT INC	18MHA2112	MHA02529/FY18/PSRB COACHING	7/1/2017	6/30/2020		\$ 103,785			N



Agency	Supplier	Contract #	Description	Begin Date	Expire Date	Contract Amount	General Fund Payments	Federal Fund Payments	Other Fund Payments	Competitive
DMHAS	CENTER FOR HUMAN DEVELOPMENT INC	18MHA2112	MHA02536/FY18/YAS COACHING	7/1/2017	6/30/2020		\$ 332,770			N
DMHAS	CENTER FOR HUMAN DEVELOPMENT INC	18MHA2156	MHA02504 FY18 Pilots Danbury, Samuels Court, Sup. Hsng SHP	7/1/2017	6/30/2018	\$ 4,746,942	\$ 378,240			N
DMHAS	CENTER FOR HUMAN DEVELOPMENT INC	18MHA2156	MHA02505 FY18 Res. Sup. Apt Waterbury	7/1/2017	6/30/2018		\$ 319,479			N
DMHAS	CENTER FOR HUMAN DEVELOPMENT INC	18MHA2156	MHA02506 FY18 Res. Sup. Apt. Torrington	7/1/2017	6/30/2018		\$ 410,765			N
DMHAS	CENTER FOR HUMAN DEVELOPMENT INC	18MHA2156	MHA02508 FY18 YAS-Fiduciary	7/1/2017	6/30/2018		\$ 786,528			N
DMHAS	CENTER FOR HUMAN DEVELOPMENT INC	18MHA2156	MHA02509 FY18 Pilots Torrington, Valley Park	7/1/2017	6/30/2018		\$ 228,861			N
DMHAS	CENTER FOR HUMAN DEVELOPMENT INC	18MHA2156	MHA02510 FY18 Pilots Waterbury	7/1/2017	6/30/2018		\$ 628,817	\$ 20,742		N
DMHAS	CENTER FOR HUMAN DEVELOPMENT INC	18MHA2156	MHA02511 FY18 Specialing-Waterbury	7/1/2017	6/30/2018		\$ 121,894			N
DMHAS	CENTER FOR HUMAN DEVELOPMENT INC	18MHA2156	MHA02522 FY18 Comm. Integration Svs. Torrington	7/1/2017	6/30/2018		\$ 567,234			N
DMHAS	CENTER FOR HUMAN DEVELOPMENT INC	18MHA2156	MHA02524 FY18 Compass House	7/1/2017	6/30/2018		\$ 723,935			N
DMHAS	CENTER FOR HUMAN DEVELOPMENT INC	18MHA2156	MHA02525 FY18 Hospitality Center Outreach	7/1/2017	6/30/2018			\$ 75,000		N
DMHAS	CENTER FOR HUMAN DEVELOPMENT INC	18MHA2156	MHA02530 FY18 Hospitality Center CM	7/1/2017	6/30/2018		\$ 91,988			N
DMHAS	CENTER FOR HUMAN DEVELOPMENT INC	18MHA2156	MHA02531 FY18 HUD BOS 193 Units	7/1/2017	6/30/2018		\$ 23,000	\$ 47,078		N
DMHAS	CENTER FOR HUMAN DEVELOPMENT INC	18MHA2156	MHA02532 FY18 HUD BOS 134	7/1/2017	6/30/2018			\$ 167,241		N
DMHAS	CENTER FOR INTEGRATIVE PSYCHOLOGICAL	13MHA6020	Forensic Treatment FY17	7/1/2013	6/30/2017	\$ 224,522	\$ 22,180			N
DMHAS	CENTER FOR INTEGRATIVE PSYCHOLOGICAL	18MHA6002	SMI/PSB	7/1/2017	6/30/2018	\$ 104,286	\$ 32,290			N
DMHAS	CENTRAL CONNECTICUT COAST YOUNG MEN'S	18MHA2005	MHA02701: Crescent Apartments SFY18	7/1/2017	6/30/2020	\$ 2,587,612	\$ 90,120	\$ 69,194		N
DMHAS	CENTRAL CONNECTICUT COAST YOUNG MEN'S	18MHA2005	MHA02702: Fairfield Apartments SFY18	7/1/2017	6/30/2020		\$ 120,327	\$ 38,987		N
DMHAS	CENTRAL CONNECTICUT COAST YOUNG MEN'S	18MHA2005	MHA02703: Franklin Apartments SFY18	7/1/2017	6/30/2020		\$ 209,224			N
DMHAS	CENTRAL CONNECTICUT COAST YOUNG MEN'S	18MHA2005	MHA02704: Tax Credit Apartments SFY18	7/1/2017	6/30/2020		\$ 242,279			N
DMHAS	CENTRAL CONNECTICUT COAST YOUNG MEN'S	18MHA2005	MHA02705: Bridgeport Housing First SFY18	7/1/2017	6/30/2020		\$ 96,181			N
DMHAS	CENTRAL NAUGATUCK VALLEY HELP INC	18MHA2157	MHA02801 Wynnewood Res. Spt. FY18	7/1/2017	6/30/2019	\$ 3,662,471	\$ 105,394			N
DMHAS	CENTRAL NAUGATUCK VALLEY HELP INC	18MHA2157	MHA02802 Drug Services-NonRes FY18	7/1/2017	6/30/2019		\$ 36,175			N
DMHAS	CENTRAL NAUGATUCK VALLEY HELP INC	18MHA2157	MHA02803 Drug Services Res FY18	7/1/2017	6/30/2019		\$ 103,767	\$ 152,186		N
DMHAS	CENTRAL NAUGATUCK VALLEY HELP INC	18MHA2157	MHA03002 Rogers House Res. Spt. FY18	7/1/2017	6/30/2019		\$ 24,440			N
DMHAS	CENTRAL NAUGATUCK VALLEY HELP INC	18MHA2157	MHA03003 Wynnewood FY18	7/1/2017	6/30/2019		\$ 217,105			N
DMHAS	CENTRAL NAUGATUCK VALLEY HELP INC	18MHA2157	MHA03004 Rogers House FY18	7/1/2017	6/30/2019		\$ 229,589			N
DMHAS	CENTRAL NAUGATUCK VALLEY HELP INC	18MHA2157	MHA03005 Glenlunan FY18	7/1/2017	6/30/2019		\$ 618,173			N



Agency	Supplier	Contract #	Description	Begin Date	Expire Date	Contract Amount	General Fund Payments	Federal Fund Payments	Other Fund Payments	Competitive
DMHAS	CENTRAL NAUGATUCK VALLEY HELP INC	18MHA2157	MHA03006 Drug Services (CSSD) FY18	7/1/2017	6/30/2019				\$ 350,760	N
DMHAS	CENTRAL NAUGATUCK VALLEY HELP INC	18MHA6047	STR Grant CBEMATX SFY 2017	10/1/2017	4/30/2019	\$ 440,000		\$ 220,000		Y
DMHAS	CHARLOTTE HUNGERFORD HOSP	18MHA2158	MHA03102 MHS Homeless FY18	7/1/2017	6/30/2020	\$ 2,746,777	\$ 19,191			N
DMHAS	CHARLOTTE HUNGERFORD HOSP	18MHA2158	MHA03103 Behavioral Health Outpatient Center FY18	7/1/2017	6/30/2020		\$ 732,074	\$ 143,334		N
DMHAS	CHARLOTTE HUNGERFORD HOSP	18MHA2158	MHA03105 Opioid Community Case Management FY18	7/1/2017	6/30/2020		\$ 25,000			N
DMHAS	CHEMICAL ABUSE SERVICES AGENCY INC	18MHA2006AA	MHA03201 SFY18 / AIDS HIV Services	7/1/2017	6/30/2020	\$ 4,729,666		\$ 69,806		N
DMHAS	CHEMICAL ABUSE SERVICES AGENCY INC	18MHA2006AA	MHA03203 SFY18 / Casa Hostos Partial Hospital Day	7/1/2017	6/30/2020		\$ 17,580			N
DMHAS	CHEMICAL ABUSE SERVICES AGENCY INC	18MHA2006AA	MHA03204 SFY18 / Casa Hostos Intensive	7/1/2017	6/30/2020			\$ 31,633		N
DMHAS	CHEMICAL ABUSE SERVICES AGENCY INC	18MHA2006AA	MHA03205 SFY18 / Casa Hostos Intermediate	7/1/2017	6/30/2020		\$ 15,056	\$ 43,357		N
DMHAS	CHEMICAL ABUSE SERVICES AGENCY INC	18MHA2006AA	MHA03206 SFY18 / Casa Hostos Standard OP	7/1/2017	6/30/2020		\$ 23,991			N
DMHAS	CHEMICAL ABUSE SERVICES AGENCY INC	18MHA2006AA	MHA03209 SFY18 / Latino Outreach Bridgeport	7/1/2017	6/30/2020			\$ 48,220		N
DMHAS	CHEMICAL ABUSE SERVICES AGENCY INC	18MHA2006AA	MHA03210 SFY18 / MAAS Community Outreach	7/1/2017	6/30/2020		\$ 84,372	\$ 40,187		N
DMHAS	CHEMICAL ABUSE SERVICES AGENCY INC	18MHA2006AA	MHA03211 SFY18 / MAAS Partial Hospital Day	7/1/2017	6/30/2020		\$ 27,875	\$ 24,125		N
DMHAS	CHEMICAL ABUSE SERVICES AGENCY INC	18MHA2006AA	MHA03212 SFY18 / MAAS Methadone	7/1/2017	6/30/2020			\$ 30,538		N
DMHAS	CHEMICAL ABUSE SERVICES AGENCY INC	18MHA2006AA	MHA03213 SFY18 / Urban Initiative Standard OP	7/1/2017	6/30/2020		\$ 70,456			N
DMHAS	CHEMICAL ABUSE SERVICES AGENCY INC	18MHA2006AA	MHA03214 SFY18 / CM Outreach & Engagement	7/1/2017	6/30/2020		\$ 44,607			N
DMHAS	CHEMICAL ABUSE SERVICES AGENCY INC	18MHA2006AA	MHA03216 SFY18 / PILOTS	7/1/2017	6/30/2020		\$ 36,046			N
DMHAS	CHEMICAL ABUSE SERVICES AGENCY INC	18MHA2006AA	MHA03217 SFY18 / Project Courage Intensive Day	7/1/2017	6/30/2020		\$ 8,664	\$ 36,188		N
DMHAS	CHEMICAL ABUSE SERVICES AGENCY INC	18MHA2006AA	MHA03218 SFY18 / Project Courage Standard OP	7/1/2017	6/30/2020		\$ 34,887	\$ 164,902		N
DMHAS	CHEMICAL ABUSE SERVICES AGENCY INC	18MHA2006AA	MHA03219 SFY18 / Project Nueva Vida	7/1/2017	6/30/2020		\$ 77,419			N
DMHAS	CHEMICAL ABUSE SERVICES AGENCY INC	18MHA2006AA	MHA03221 SFY18 / Areyto Apartments	7/1/2017	6/30/2020		\$ 180,233			N
DMHAS	CHEMICAL ABUSE SERVICES AGENCY INC	18MHA2006AA	MHA03222 SFY18 / Harrison Apartments	7/1/2017	6/30/2020		\$ 54,070			N
DMHAS	CHEMICAL ABUSE SERVICES AGENCY INC	18MHA2006AA	MHA03223 SFY18 / Latino Outreach New Haven	7/1/2017	6/30/2020			\$ 48,220		N
DMHAS	CHEMICAL ABUSE SERVICES AGENCY INC	18MHA2006AA	MHA03224 SFY18 / MAAS Standard Outpatient	7/1/2017	6/30/2020			\$ 40,500		N
DMHAS	CHEMICAL ABUSE SERVICES AGENCY INC	18MHA2006AA	MHA10201 SFY18 / AIDS Residential	7/1/2017	6/30/2020		\$ 99,100	\$ 20,227		N
DMHAS	CHEMICAL ABUSE SERVICES AGENCY INC	18MHA2006AA	MHA10203 SFY18 / Recovery House	7/1/2017	6/30/2020		\$ 219,301			N
DMHAS	CHEMICAL ABUSE SERVICES AGENCY INC	18MHA6029	STR Grant - Recovery Coach FY 18	8/1/2017	4/30/2019	\$ 110,000		\$ 55,000		Y
DMHAS	CHILD & FAMILY AGENCY SOUTHEASTERN	16MHA2312	CSC Initiative FY18	7/31/2015	6/30/2020	\$ 485,625		\$ 8,333		Y



Agency	Supplier	Contract #	Description	Begin Date	Expire Date	Contract Amount	General Fund Payments	Federal Fund Payments	Other Fund Payments	Competitive
DMHAS	CHILD AND FAMILY AGENCY OF SOUTHEASTERN	16MHA2312	CSC Initiative FY18	7/1/2015	6/30/2020			\$ 87,292		Y
DMHAS	CHRYSALIS CENTER INC	17MHA2114	Supportive Housing (FFS) SFY17: MHA03420	7/1/2016	6/30/2017	\$ 343,023		\$ 27,590		N
DMHAS	CHRYSALIS CENTER INC	18MHA2113	MHA03405: Recovery Empowerment SFY18	7/1/2017	6/30/2018	\$ 6,006,234	\$ 830,338			N
DMHAS	CHRYSALIS CENTER INC	18MHA2113	MHA03410: Project Earn SFY18	7/1/2017	6/30/2018		\$ 697,817			N
DMHAS	CHRYSALIS CENTER INC	18MHA2113	MHA03411: Supportive Housing SFY18	7/1/2017	6/30/2018		\$ 2,518,011	\$ 600,411	\$ 53,076	N
DMHAS	CHRYSALIS CENTER INC	18MHA2113	MHA03415: Community Support Recovery Program SFY18	7/1/2017	6/30/2018		\$ 762,462			N
DMHAS	CHRYSALIS CENTER INC	18MHA2113	MHA03419: CABHI Scattered-Site SFY18	7/1/2017	6/30/2018			\$ 186,700		N
DMHAS	CHRYSALIS CENTER INC	18MHA2113	MHA03421: VA Connect SFY18	7/1/2017	6/30/2018				\$ 275,419	N
DMHAS	CHRYSALIS CENTER INC	18MHA2114	MHA03420 Supportive Housing (FFS) FY18	7/1/2017	6/30/2018	\$ 343,023		\$ 291,212		N
DMHAS	CLIFFORD W BEERS GUIDANCE CLINIC INC	18MHA6036	STR Grant - FAMGRPS FY 18	9/1/2017	4/30/2018	\$ 16,000		\$ 16,000		Y
DMHAS	CNCL OF CHURCHES OF GRTR BPT INC	13MHA6001	Education and Training FY17	7/1/2013	6/30/2017	\$ 79,998	\$ 3,056			N
DMHAS	CNCL OF CHURCHES OF GRTR BPT INC	18MHA2008	MHA05801: Project Nueva Vida SFY18	7/1/2017	6/30/2020	\$ 134,710	\$ 45,100			N
DMHAS	CNCL OF CHURCHES OF GRTR BPT INC	18MHA6008	Spiritual services to be provided to SWCMHS FY 18	7/1/2017	6/30/2018	\$ 20,000	\$ 1,394			N
DMHAS	COLUMBUS HOUSE INC	18MHA2044	MHA03801 / SFY18 / Shelter Case Management. SFY18: MHA03801	7/1/2017	6/30/2019	\$ 7,581,723	\$ 187,686			N
DMHAS	COLUMBUS HOUSE INC	18MHA2044	MHA03802 / SFY18 / Cedar Hill	7/1/2017	6/30/2019		\$ 82,710	\$ 18,400		N
DMHAS	COLUMBUS HOUSE INC	18MHA2044	MHA03803 / SFY18 / Emergency Shelter	7/1/2017	6/30/2019		\$ 11,555	\$ 401,724		N
DMHAS	COLUMBUS HOUSE INC	18MHA2044	MHA03804 / SFY18 / PATH New Haven	7/1/2017	6/30/2019		\$ 73,654	\$ 112,866		N
DMHAS	COLUMBUS HOUSE INC	18MHA2044	MHA03806 / SFY18 / Outreach & Engagement	7/1/2017	6/30/2019		\$ 296,850			N
DMHAS	COLUMBUS HOUSE INC	18MHA2044	MHA03807 / SFY18 / Urban Initiative	7/1/2017	6/30/2019		\$ 111,934			N
DMHAS	COLUMBUS HOUSE INC	18MHA2044	MHA03809 / SFY18 / Recovery House	7/1/2017	6/30/2019		\$ 254,786			N
DMHAS	COLUMBUS HOUSE INC	18MHA2044	MHA03810 / SFY18 / Whalley Terrace	7/1/2017	6/30/2019		\$ 105,421			N
DMHAS	COLUMBUS HOUSE INC	18MHA2044	MHA03811 / SFY18 / Next Steps Legion	7/1/2017	6/30/2019		\$ 309,828			N
DMHAS	COLUMBUS HOUSE INC	18MHA2044	MHA03813 / SFY18 / Road to Recovery	7/1/2017	6/30/2019		\$ 177,362	\$ 135,000		N
DMHAS	COLUMBUS HOUSE INC	18MHA2044	MHA03816 / SFY18 / CABHI	7/1/2017	6/30/2019			\$ 94,660		N
DMHAS	COLUMBUS HOUSE INC	18MHA2044	MHA03817 / SFY18 / SOAR	7/1/2017	6/30/2019		\$ 108,220			N
DMHAS	COLUMBUS HOUSE INC	18MHA2044	MHA03818 / SFY18 / Rapid Rehousing	7/1/2017	6/30/2019			\$ 46,958		N
DMHAS	COLUMBUS HOUSE INC	18MHA2044	MHA03819 / SFY18 / Social Innovation Fund	7/1/2017	6/30/2019		\$ 113,400			N
DMHAS	COLUMBUS HOUSE INC	18MHA2044	MHA03820 / SFY18 / PATH Middletown	7/1/2017	6/30/2019			\$ 117,134		N
DMHAS	COLUMBUS HOUSE INC	18MHA2044	MHA03821 / SFY18 / FUSE New Haven	7/1/2017	6/30/2019		\$ 96,073			N
DMHAS	COLUMBUS HOUSE INC	18MHA2044	MHA03822 / SFY18 / Val Macri	7/1/2017	6/30/2019		\$ 61,557			N
DMHAS	COLUMBUS HOUSE INC	18MHA2044	MHA03823 / SFY18 / FUSE Waterbury	7/1/2017	6/30/2019		\$ 103,500			N
DMHAS	COLUMBUS HOUSE INC	18MHA2044	MHA03824 / SFY18 / Next Steps Hamden	7/1/2017	6/30/2019		\$ 297,257			N
DMHAS	COLUMBUS HOUSE INC	18MHA2044	MHA03825 / SFY18 / Middlesex CTIP	7/1/2017	6/30/2019			\$ 123,900		N
DMHAS	COLUMBUS HOUSE INC	18MHA2044	MHA03901 / SFY18 / Step Down New Beginning	7/1/2017	6/30/2019		\$ 239,782			N
DMHAS	COLUMBUS HOUSE INC	18MHA2044	MHA04001 / SFY18 / Sojourner's Place	7/1/2017	6/30/2019		\$ 40,428			N
DMHAS	COLUMBUS HOUSE INC	18MHA2044	MHA08326 / SFY18 / Pathways to Independence	7/1/2017	6/30/2019		\$ 189,426			N
DMHAS	COLUMBUS HOUSE INC	18MHA2045	MHA04002 FY18 Sojourner's Place (FFS)	7/1/2017	6/30/2019	\$ 478,518		\$ 146,728		N
DMHAS	COMMON GROUND MANAGEMENT CORPORATION	18MHA2083	MHA04076/FY18/CEDARWOODS	7/1/2017	6/30/2019	\$ 198,644	\$ 47,797			N
DMHAS	COMMUNICARE INC	18MHA2046	MHA04603 / SFY18 / Latino Behavioral Health	7/1/2017	6/30/2018	\$ 1,454,984	\$ 593,576			N
DMHAS	COMMUNICARE INC	18MHA2046	MHA04617 / SFY18 / Mobile Crisis	7/1/2017	6/30/2018		\$ 761,408			N



Agency	Supplier	Contract #	Description	Begin Date	Expire Date	Contract Amount	General Fund Payments	Federal Fund Payments	Other Fund Payments	Competitive
DMHAS	COMMUNICARE INC	18MHA2046	MHA04618 / SFY18 / Fellowship Behavioral Health	7/1/2017	6/30/2018		\$ 25,000			N
DMHAS	COMMUNICARE INC	18MHA2046	MHA04621 / SFY18 / Wellness Program	7/1/2017	6/30/2018		\$ 75,000			N
DMHAS	COMMUNITIES 4 ACTION INC	18MHA6007	Communities 4 Action Gambling FY 18	7/1/2017	12/31/2017	\$ 30,150			\$ 30,150	N
DMHAS	COMMUNITY HEALTH CENTER INC	18MHA2047	MHA04301 / SFY18 / Case Management Outreach	7/1/2017	6/30/2018	\$ 51,270	\$ 51,270			N
DMHAS	COMMUNITY HEALTH RESOURCES INC	16MHA2315AB	CT Strategic Prevention Framework Coalitions Initiative - SFY 18 MHA14506	11/1/2016	6/30/2020	\$ 335,625		\$ 95,625		Y
DMHAS	COMMUNITY HEALTH RESOURCES INC	16MHA6025	CT Networks of Care/Suicide Prevention	12/1/2015	9/29/2020	\$ 1,500,000		\$ 300,000		N
DMHAS	COMMUNITY HEALTH RESOURCES INC	17MHA2084	Pre Trial DUI Alcohol Education (FFS) SFY17: MHA05103	7/1/2016	12/31/2017	\$ 449,884			\$ 111,556	N
DMHAS	COMMUNITY HEALTH RESOURCES INC	17MHA2084	Pre Trial DUI Drug Education (FFS) SFY17: MHA05111	7/1/2016	12/31/2017				\$ 40,625	N
DMHAS	COMMUNITY HEALTH RESOURCES INC	17MHA2084AA	Pre-Trial DUI Alcohol Education (FFS)	11/1/2017	6/30/2018	\$ 75,000	\$ 24,508			N
DMHAS	COMMUNITY HEALTH RESOURCES INC	17MHA2084AA	Pre-Trial DUI Drug Education (FFS)	11/1/2017	6/30/2018		\$ 12,353			N
DMHAS	COMMUNITY HEALTH RESOURCES INC	17MHA2116	Pilots Manchester (FFS) SFY17: MHA04444	7/1/2016	6/30/2017	\$ 21,021		\$ 3,585		N
DMHAS	COMMUNITY HEALTH RESOURCES INC	17MHA2172AA	Pre Trial DUI Alcohol Education (FFS) SFY17: MHA14501	10/1/2016	12/31/2017	\$ 239,480			\$ 59,884	N
DMHAS	COMMUNITY HEALTH RESOURCES INC	17MHA2172AA	Pre Trial DUI Drug Education (FFS) SFY17: MHA14505	10/1/2016	12/31/2017				\$ 7,599	N
DMHAS	COMMUNITY HEALTH RESOURCES INC	18MHA2084	MHA05103\Pre-Trial Alcohol Educ (FFS)\FY18	1/1/2018	6/30/2021	\$ 1,954,463	\$ 66,393		\$ 71,547	Y
DMHAS	COMMUNITY HEALTH RESOURCES INC	18MHA2084	MHA05111\Pre-Trial DUI Drug Ed. (FFS)\FY18	1/1/2018	6/30/2021		\$ 16,853		\$ 15,580	Y
DMHAS	COMMUNITY HEALTH RESOURCES INC	18MHA2115	MHA04401/FY18/Adult Outpatient Enfield, Manchester, Bloomfield	7/1/2017	6/30/2020	\$ 53,022,023	\$ 1,797,348			N
DMHAS	COMMUNITY HEALTH RESOURCES INC	18MHA2115	MHA04402/FY18/Adult Intensive Outpatient Enfield	7/1/2017	6/30/2020		\$ 9,164		\$ 23,615	N
DMHAS	COMMUNITY HEALTH RESOURCES INC	18MHA2115	MHA04406/FY18/Assessment Center	7/1/2017	6/30/2020		\$ 399,230		\$ 96,247	N
DMHAS	COMMUNITY HEALTH RESOURCES INC	18MHA2115	MHA04409/FY18/Crisis Services	7/1/2017	6/30/2020		\$ 208,893	\$ 215,476		N
DMHAS	COMMUNITY HEALTH RESOURCES INC	18MHA2115	MHA04410/FY18/Respite Services Enfield	7/1/2017	6/30/2020		\$ 519,473		\$ 105,215	N
DMHAS	COMMUNITY HEALTH RESOURCES INC	18MHA2115	MHA04414/FY18/Path, Jail Diversion-Manchester & Enfield	7/1/2017	6/30/2020		\$ 544,157			N
DMHAS	COMMUNITY HEALTH RESOURCES INC	18MHA2115	MHA04415/FY18/Northfield	7/1/2017	6/30/2020		\$ 189,145			N
DMHAS	COMMUNITY HEALTH RESOURCES INC	18MHA2115	MHA04417/FY18/Pilots, E. Htd., Next Steps, Center Street 1&2	7/1/2017	6/30/2020		\$ 582,517			N
DMHAS	COMMUNITY HEALTH RESOURCES INC	18MHA2115	MHA04418/FY18/Transitional Support Program	7/1/2017	6/30/2020		\$ 954,022			N
DMHAS	COMMUNITY HEALTH RESOURCES INC	18MHA2115	MHA04419/FY18/We Can Clubhouse & Second Wind	7/1/2017	6/30/2020		\$ 1,189,978			N
DMHAS	COMMUNITY HEALTH RESOURCES INC	18MHA2115	MHA04421/FY18/YAS Staffed Apts. Enfield	7/1/2017	6/30/2020		\$ 680,230			N
DMHAS	COMMUNITY HEALTH RESOURCES INC	18MHA2115	MHA04423/FY18/YAS Act Enfield	7/1/2017	6/30/2020		\$ 862,455			N
DMHAS	COMMUNITY HEALTH RESOURCES INC	18MHA2115	MHA04425/FY18/CSP Enfield, Bloomfield, Manchester	7/1/2017	6/30/2020		\$ 2,136,749			N
DMHAS	COMMUNITY HEALTH RESOURCES INC	18MHA2115	MHA04427/FY18/ACT, Manchester & Enfield	7/1/2017	6/30/2020		\$ 1,870,729			N



Agency	Supplier	Contract #	Description	Begin Date	Expire Date	Contract Amount	General Fund Payments	Federal Fund Payments	Other Fund Payments	Competitive
DMHAS	COMMUNITY HEALTH RESOURCES INC	18MHA2115	MHA04429/FY18/Nurse Liaison	7/1/2017	6/30/2020		\$ 126,663			N
DMHAS	COMMUNITY HEALTH RESOURCES INC	18MHA2115	MHA04431/FY18/Manchester Worksource, Supported Employment	7/1/2017	6/30/2020		\$ 740,083			N
DMHAS	COMMUNITY HEALTH RESOURCES INC	18MHA2115	MHA04432/FY18/Strickland Street Residence	7/1/2017	6/30/2020		\$ 678,624			N
DMHAS	COMMUNITY HEALTH RESOURCES INC	18MHA2115	MHA04436/FY18/YAS Act Manchester	7/1/2017	6/30/2020		\$ 657,763			N
DMHAS	COMMUNITY HEALTH RESOURCES INC	18MHA2115	MHA04438/FY18/ABI Services	7/1/2017	6/30/2020		\$ 68,446			N
DMHAS	COMMUNITY HEALTH RESOURCES INC	18MHA2115	MHA04440/FY18/Behavioral Health Homes	7/1/2017	6/30/2020		\$ 1,252,289			N
DMHAS	COMMUNITY HEALTH RESOURCES INC	18MHA2115	MHA04442/FY18/Path	7/1/2017	6/30/2020			\$ 125,000		N
DMHAS	COMMUNITY HEALTH RESOURCES INC	18MHA2115	MHA04444/FY18/PILOTS Manchester	7/1/2017	6/30/2020		\$ 3,686	\$ 34,902		N
DMHAS	COMMUNITY HEALTH RESOURCES INC	18MHA2115	MHA04446/FY18/MATx Outpatient	7/1/2017	6/30/2020			\$ 58,587		N
DMHAS	COMMUNITY HEALTH RESOURCES INC	18MHA2115	MHA05104/FY18/CPA's Milestone (CSSD & DMHAS)	7/1/2017	6/30/2020		\$ 319,785	\$ 110,645	\$ 42,200	N
DMHAS	COMMUNITY HEALTH RESOURCES INC	18MHA2115	MHA05106/FY18/CPA's New Life	7/1/2017	6/30/2020		\$ 123,337	\$ 261,281		N
DMHAS	COMMUNITY HEALTH RESOURCES INC	18MHA2115	MHA05107/FY18/CPA's DnIsn, CPA's OP, Standard OP	7/1/2017	6/30/2020		\$ 166,447	\$ 305,007		N
DMHAS	COMMUNITY HEALTH RESOURCES INC	18MHA2115	MHA05109/FY18/CPA's Thomas Murphy Center	7/1/2017	6/30/2020		\$ 59,903	\$ 60,733		N
DMHAS	COMMUNITY HEALTH RESOURCES INC	18MHA2115	MHA05110/FY18/Oak Street Recovery House	7/1/2017	6/30/2020	\$ 53,022,023	\$ 278,630			N
DMHAS	COMMUNITY HEALTH RESOURCES INC	18MHA2116	MHA04445 PILOTS Manchester (FFS) FY18	7/1/2017	6/30/2020	\$ 63,063		\$ 17,713		N
DMHAS	COMMUNITY HEALTH RESOURCES INC	18MHA6030	STR Grant - Recovery Coach FY 18	8/1/2017	4/30/2019	\$ 110,000		\$ 55,000		Y
DMHAS	COMMUNITY HEALTH RESOURCES INC	18MHA6048	STR Grant CBEMAT SFY2017	10/1/2017	4/30/2018	\$ 60,000		\$ 60,000		Y
DMHAS	COMMUNITY HEALTH SERVICES INC	18MHA2117	MHA05002 Senior Services FY18	7/1/2017	6/30/2018	\$ 54,675		\$ 26,313		N
DMHAS	COMMUNITY MENTAL HEALTH AFFILIATES INC	17MHA2119	Supportive Housing Scattered Sites (FFS) SFY17: MHA04506	7/1/2016	6/30/2017	\$ 59,398		\$ 9,403		N
DMHAS	COMMUNITY MENTAL HEALTH AFFILIATES INC	18MHA2118	MHA04501: ACT SFY18	7/1/2017	6/30/2020		\$ 1,051,976			N
DMHAS	COMMUNITY MENTAL HEALTH AFFILIATES INC	18MHA2118	MHA04503: Intensive ACT Supervised Apartments SFY18	7/1/2017	6/30/2020	\$ 42,301,190	\$ 639,923			N
DMHAS	COMMUNITY MENTAL HEALTH AFFILIATES INC	18MHA2118	MHA04504: Adult Outpatient SFY18	7/1/2017	6/30/2020		\$ 640,767	\$ 131,250		N
DMHAS	COMMUNITY MENTAL HEALTH AFFILIATES INC	18MHA2118	MHA04505: Team Time Club House SFY18	7/1/2017	6/30/2020		\$ 624,789			N
DMHAS	COMMUNITY MENTAL HEALTH AFFILIATES INC	18MHA2118	MHA04506: Supportive Housing Scattered Site SFY18	7/1/2017	6/30/2020		\$ 491,789	\$ 86,052		N
DMHAS	COMMUNITY MENTAL HEALTH AFFILIATES INC	18MHA2118	MHA04508: Harvest House SFY18	7/1/2017	6/30/2020		\$ 432,446			N
DMHAS	COMMUNITY MENTAL HEALTH AFFILIATES INC	18MHA2118	MHA04509: Parkview Residential Intensive SFY18	7/1/2017	6/30/2020		\$ 1,117,678			N
DMHAS	COMMUNITY MENTAL HEALTH AFFILIATES INC	18MHA2118	MHA04510: Jail Diversion SFY18	7/1/2017	6/30/2020		\$ 315,971			N
DMHAS	COMMUNITY MENTAL HEALTH AFFILIATES INC	18MHA2118	MHA04511: LL SA Polish SA SFY18	7/1/2017	6/30/2020		\$ 120,704			N



Agency	Supplier	Contract #	Description	Begin Date	Expire Date	Contract Amount	General Fund Payments	Federal Fund Payments	Other Fund Payments	Competitive
DMHAS	COMMUNITY MENTAL HEALTH AFFILIATES INC	18MHA2118	MHA04512: Transitional Living Center SFY18	7/1/2017	6/30/2020		\$ 712,532			N
DMHAS	COMMUNITY MENTAL HEALTH AFFILIATES INC	18MHA2118	MHA04514: Choices Residential Program SFY18	7/1/2017	6/30/2020		\$ 1,381,194			N
DMHAS	COMMUNITY MENTAL HEALTH AFFILIATES INC	18MHA2118	MHA04515: Wheeler Community Response SFY18	7/1/2017	6/30/2020		\$ 671,540	\$ 280,002		N
DMHAS	COMMUNITY MENTAL HEALTH AFFILIATES INC	18MHA2118	MHA04516: Center for Employment Development SFY18	7/1/2017	6/30/2020		\$ 429,611			N
DMHAS	COMMUNITY MENTAL HEALTH AFFILIATES INC	18MHA2118	MHA04517: Jail Diversion - Women SFY18	7/1/2017	6/30/2020		\$ 277,414			N
DMHAS	COMMUNITY MENTAL HEALTH AFFILIATES INC	18MHA2118	MHA04518: Choices Community Program SFY18	7/1/2017	6/30/2020		\$ 1,665,623			N
DMHAS	COMMUNITY MENTAL HEALTH AFFILIATES INC	18MHA2118	MHA04520: Transportation SFY18	7/1/2017	6/30/2020		\$ 83,033			N
DMHAS	COMMUNITY MENTAL HEALTH AFFILIATES INC	18MHA2118	MHA04523: State Hospital Discharge SFY18	7/1/2017	6/30/2020		\$ 264,904			N
DMHAS	COMMUNITY MENTAL HEALTH AFFILIATES INC	18MHA2118	MHA04525: CSP Recovery Program SFY18	7/1/2017	6/30/2020		\$ 766,288			N
DMHAS	COMMUNITY MENTAL HEALTH AFFILIATES INC	18MHA2118	MHA04526: CORP Post Release SFY18	7/1/2017	6/30/2020		\$ 137,262			N
DMHAS	COMMUNITY MENTAL HEALTH AFFILIATES INC	18MHA2118	MHA04527: Pleasant House SFY18	7/1/2017	6/30/2020		\$ 605,330			N
DMHAS	COMMUNITY MENTAL HEALTH AFFILIATES INC	18MHA2118	MHA04530: Behavioral Health Home SFY18	7/1/2017	6/30/2020		\$ 838,170			N
DMHAS	COMMUNITY MENTAL HEALTH AFFILIATES INC	18MHA2118	MHA04531: Modified ACT SFY18	7/1/2017	6/30/2020		\$ 278,198			N
DMHAS	COMMUNITY MENTAL HEALTH AFFILIATES INC	18MHA2118	MHA04532: Forensic Counseling SFY18	7/1/2017	6/30/2020		\$ 97,997			N
DMHAS	COMMUNITY MENTAL HEALTH AFFILIATES INC	18MHA2118	MHA04535: HAF SFY18	7/1/2017	6/30/2020		\$ 45,000			N
DMHAS	COMMUNITY MENTAL HEALTH AFFILIATES INC	18MHA2118	MHA04537: MATx Outpatient SFY18	7/1/2017	6/30/2020			\$ 43,750		N
DMHAS	COMMUNITY MENTAL HEALTH AFFILIATES INC	18MHA2119	MHA04536, Supportive Housing Scattered Sites (FFS), FY18	7/1/2017	6/30/2020	\$ 178,194		\$ 47,337		N
DMHAS	COMMUNITY MENTAL HEALTH AFFILIATES INC	18MHA2159	MHA15303 Torrington Adult Counseling FY18	7/1/2017	6/30/2020	\$ 436,000	\$ 82,533		\$ 72,189	N
DMHAS	COMMUNITY RENEWAL TEAM INC	17MHA2121	Homeless Outreach SFY17: MHA05203	7/1/2016	8/31/2017	\$ 614,198		\$ 75,000		N
DMHAS	COMMUNITY RENEWAL TEAM INC	18MHA2121	MHA01001 Asian Family Outpatient FY18	7/1/2017	6/30/2019	\$ 1,102,846	\$ 93,527			N
DMHAS	COMMUNITY RENEWAL TEAM INC	18MHA2121	MHA05203 Homeless Outreach FY18	7/1/2017	6/30/2019		\$ 31,869	\$ 75,000		N
DMHAS	COMMUNITY RENEWAL TEAM INC	18MHA2121	MHA05204 Post/Pre-Release TCM FY18	7/1/2017	6/30/2019		\$ 185,284			N
DMHAS	COMMUNITY RENEWAL TEAM INC	18MHA2121	MHA05205 Standard Outpatient FY18	7/1/2017	6/30/2019		\$ 92,381			N
DMHAS	COMMUNITY RENEWAL TEAM INC	18MHA2121	MHA05207 Next Steps-PILOTS FY18	7/1/2017	6/30/2019		\$ 72,146			N
DMHAS	COMMUNITY RENEWAL TEAM INC	18MHA2121	MHA05210 CORP-Offender Reentry FY18	7/1/2017	6/30/2019		\$ 40,401			N
DMHAS	COMMUNITY RENEWAL TEAM INC	18MHA6037	STR Grant - FAMGRPS FY 18	9/1/2017	4/30/2019	\$ 16,000		\$ 16,000		Y
DMHAS	COMMUNITY RESOURCES FOR JUSTICE	12MHA7001AA	MH Case Management FY15	7/1/2012	6/30/2016	\$ 3,899,678	\$ 27,380			N
DMHAS	COMMUNITY RESOURCES FOR JUSTICE	17MHA6003	YAS Residential	7/1/2016	6/30/2019	\$ 4,905,710	\$ 1,296,864			N



Agency	Supplier	Contract #	Description	Begin Date	Expire Date	Contract Amount	General Fund Payments	Federal Fund Payments	Other Fund Payments	Competitive
DMHAS	CONNECTICUT COALITION TO END	18MHA1063	Point in Time Survey	11/15/2017	11/14/2018	\$ 340,000		\$ 210,000		N
DMHAS	CONNECTICUT COMM FOR ADDICTION RECOVERY	18MHA2122	MHA05309\Hospital Emergency Departments\FY18	7/1/2017	6/30/2019	\$ 3,390,151		\$ 275,000		N
DMHAS	CONNECTICUT COMM FOR ADDICTION RECOVERY	18MHA2122	MHA06301\Recovery Community Center\FY18	7/1/2017	6/30/2019		\$ 255,464	\$ 441,212	\$ 94,935	N
DMHAS	CONNECTICUT COMM FOR ADDICTION RECOVERY	18MHA2122	MHA06304\Telephone Peer Support\FY18	7/1/2017	6/30/2019			\$ 241,453		N
DMHAS	CONNECTICUT COMM FOR ADDICTION RECOVERY	18MHA2122	MHA06306\Young People Family Support	7/1/2017	6/30/2019		\$ 66,426			N
DMHAS	CONNECTICUT COMMUNITY FOR ADDICTION	18MHA2122	MHA05309\Hospital Emergency Departments\FY18	7/1/2017	6/30/2019			\$ 55,000		N
DMHAS	CONNECTICUT COMMUNITY FOR ADDICTION	18MHA2122	MHA06301\Recovery Community Center\FY18	7/1/2017	6/30/2019		\$ 55,618	\$ 82,229	\$ 25,000	N
DMHAS	CONNECTICUT COMMUNITY FOR ADDICTION	18MHA2122	MHA06304\Telephone Peer Support\FY18	7/1/2017	6/30/2019			\$ 45,000		N
DMHAS	CONNECTICUT COMMUNITY FOR ADDICTION	18MHA2122	MHA06306\Young People Family Support	7/1/2017	6/30/2019		\$ 12,050			N
DMHAS	CONNECTICUT COUNCIL ON PROBLEM GAMBLING	13MHA6061	Outpatient - Gambling FY17	7/1/2013	7/31/2017	\$ 680,000			\$ 160,000	N
DMHAS	CONNECTICUT COUNCIL ON PROBLEM GAMBLING	18MHA6022	Problem Gambling	7/1/2017	6/30/2018	\$ 115,000			\$ 92,000	N
DMHAS	CONNECTICUT COUNSELING CENTERS INC	18MHA2160	MHA06602 Norwalk HIV/AIDS Program SY18	7/1/2017	6/30/2019	\$ 246,931		\$ 31,277		N
DMHAS	CONNECTICUT COUNSELING CENTERS INC	18MHA2160	MHA06603 Norwalk Methadone Program FY18	7/1/2017	6/30/2019			\$ 33,333		N
DMHAS	CONNECTICUT COUNSELING CENTERS INC	18MHA2160	MHA06605 Waterbury HIV/AIDS Program FY18	7/1/2017	6/30/2019			\$ 27,129		N
DMHAS	CONNECTICUT COUNSELING CENTERS INC	18MHA2160	MHA06606 Waterbury Methadone Program SY18	7/1/2017	6/30/2019		\$ 15,834			N
DMHAS	CONNECTICUT COUNSELING CENTERS INC	18MHA2160	MHA06607 Danbury Methadone Program FY18	7/1/2017	6/30/2019		\$ 16,075			N
DMHAS	CONNECTICUT COUNSELING CENTERS INC	18MHA6032	Recovery Coaching	8/1/2017	4/30/2019	\$ 55,000		\$ 55,000		Y
DMHAS	CONNECTICUT LEGAL RIGHTS PROJECT INC	18MHA6027	Consent Decree Legal Services SFY18	7/1/2017	6/30/2020	\$ 2,100,333	\$ 700,111			N
DMHAS	CONNECTICUT LEGAL RIGHTS PROJECT INC	18MHA6028	Housing Advocacy Services SFY18	7/1/2017	6/30/2020	\$ 289,299	\$ 96,433			N
DMHAS	CONNECTICUT RENAISSANCE INC	16MHA2300	Bettor Choice Outpatient Problem Gambling-FY18	10/1/2015	6/30/2020	\$ 943,828			\$ 191,346	Y
DMHAS	CONNECTICUT RENAISSANCE INC	17MHA2180	Pre-Trial DUI Drug Education (FFS) SFY17 MHA06806	7/1/2016	12/31/2017	\$ 667,000			\$ 184,504	N
DMHAS	CONNECTICUT RENAISSANCE INC	17MHA2180	Pre-Trial DUI Alcohol Education (FFS) SFY17 MHA06802	7/1/2016	12/31/2017				\$ 108,208	N
DMHAS	CONNECTICUT RENAISSANCE INC	18MHA2007	MHA06801: Waterbury West (CSSD) SFY18	7/1/2017	6/30/2020	\$ 6,138,646			\$ 1,340,450	N
DMHAS	CONNECTICUT RENAISSANCE INC	18MHA2007	MHA06803: Norwalk Outpatient SFY18	7/1/2017	6/30/2020			\$ 227,012		N
DMHAS	CONNECTICUT RENAISSANCE INC	18MHA2007	MHA06807: McAuliffe House SFY18	7/1/2017	6/30/2020		\$ 481,842			N
DMHAS	CONNECTICUT RENAISSANCE INC	18MHA2180	MHA06802, Pre-Trial DUI Alcohol Ed. (FFS)	1/1/2018	6/30/2021	\$ 1,808,573	\$ 45,382		\$ 76,760	Y
DMHAS	CONNECTICUT RENAISSANCE INC	18MHA2180	MHA06806, Pre-Trial DUI Drug Ed. (FFS),	1/1/2018	6/30/2021		\$ 29,427		\$ 39,025	Y
DMHAS	CONNECTICUT RENAISSANCE INC	18MHA6050	STR Grant CBEMAT SFY2017	10/1/2017	4/30/2018	\$ 60,000		\$ 60,000		Y



Agency	Supplier	Contract #	Description	Begin Date	Expire Date	Contract Amount	General Fund Payments	Federal Fund Payments	Other Fund Payments	Competitive
DMHAS	CONTINUUM OF CARE INC	18MHA2052	MHA018002 / SFY18 / South Central Peer Services	7/1/2017	6/30/2018	\$ 12,639,827	\$ 371,071	\$ 111,025		N
DMHAS	CONTINUUM OF CARE INC	18MHA2052	MHA05401 / SFY18 / Crisis Respite (NH)	7/1/2017	6/30/2018		\$ 959,591			N
DMHAS	CONTINUUM OF CARE INC	18MHA2052	MHA05403 / SFY18 / Housing Resource Coordination	7/1/2017	6/30/2018		\$ 278,404			N
DMHAS	CONTINUUM OF CARE INC	18MHA2052	MHA05404 / SFY18 / Intensive Supportive Living	7/1/2017	6/30/2018		\$ 472,203			N
DMHAS	CONTINUUM OF CARE INC	18MHA2052	MHA05406 / SFY18 / NH Halfway House	7/1/2017	6/30/2018		\$ 45,000			N
DMHAS	CONTINUUM OF CARE INC	18MHA2052	MHA05407 / SFY18 / PILOTS-McQueeney	7/1/2017	6/30/2018		\$ 81,941			N
DMHAS	CONTINUUM OF CARE INC	18MHA2052	MHA05409 / SFY18 / Common Bond	7/1/2017	6/30/2018		\$ 642,849			N
DMHAS	CONTINUUM OF CARE INC	18MHA2052	MHA05410 / SFY18 / Extended Living Program	7/1/2017	6/30/2018		\$ 576,256			N
DMHAS	CONTINUUM OF CARE INC	18MHA2052	MHA05411 / SFY18 / Extended Living Program III	7/1/2017	6/30/2018		\$ 54,869			N
DMHAS	CONTINUUM OF CARE INC	18MHA2052	MHA05412 / SFY18 / CORP	7/1/2017	6/30/2018		\$ 29,711			N
DMHAS	CONTINUUM OF CARE INC	18MHA2052	MHA05413 / SFY18 / Michael Street Program	7/1/2017	6/30/2018		\$ 655,637			N
DMHAS	CONTINUUM OF CARE INC	18MHA2052	MHA05414 / SFY18 / Community Integration	7/1/2017	6/30/2018		\$ 40,995			N
DMHAS	CONTINUUM OF CARE INC	18MHA2052	MHA05415 / SFY18 / ASIST	7/1/2017	6/30/2018		\$ 28,641			N
DMHAS	CONTINUUM OF CARE INC	18MHA2052	MHA05416 / SFY18 / Independent Community Services	7/1/2017	6/30/2018		\$ 459,293			N
DMHAS	CONTINUUM OF CARE INC	18MHA2052	MHA05417 / SFY18 / Brownell Street Program	7/1/2017	6/30/2018		\$ 209,456			N
DMHAS	CONTINUUM OF CARE INC	18MHA2052	MHA05418 / SFY18 / Sylvan Supportive Living	7/1/2017	6/30/2018		\$ 577,301			N
DMHAS	CONTINUUM OF CARE INC	18MHA2052	MHA05419 / SFY18 / Housing First	7/1/2017	6/30/2018		\$ 103,877			N
DMHAS	CONTINUUM OF CARE INC	18MHA2052	MHA05421 / SFY18 / Mental Health Transformation Program	7/1/2017	6/30/2018		\$ 205,970			N
DMHAS	CONTINUUM OF CARE INC	18MHA2052	MHA05423 / SFY18 / Adla Supportive Living	7/1/2017	6/30/2018		\$ 425,459			N
DMHAS	CONTINUUM OF CARE INC	18MHA2052	MHA05424 / SFY18 / Quinnipiac Supported Living I	7/1/2017	6/30/2018		\$ 245,634			N
DMHAS	CONTINUUM OF CARE INC	18MHA2052	MHA05425 / SFY18 / Burban Supportive Living	7/1/2017	6/30/2018		\$ 540,349			N
DMHAS	CONTINUUM OF CARE INC	18MHA2052	MHA05427 / SFY18 / North Colony Supported Living	7/1/2017	6/30/2018		\$ 837,883			N
DMHAS	CONTINUUM OF CARE INC	18MHA2052	MHA05428 / SFY18 / Crisis Respite (Bridgeport)	7/1/2017	6/30/2018		\$ 919,698			N
DMHAS	CONTINUUM OF CARE INC	18MHA2052	MHA05429 / SFY18 / ACT	7/1/2017	6/30/2018		\$ 189,566			N
DMHAS	CONTINUUM OF CARE INC	18MHA2052	MHA05431 / SFY18 / Norwalk Permanent Supportive Housing	7/1/2017	6/30/2018		\$ 100,000			N
DMHAS	CONTINUUM OF CARE INC	18MHA2052	MHA05433 / SFY18 / Meggat Park Supportive Living	7/1/2017	6/30/2018		\$ 439,324			N
DMHAS	CONTINUUM OF CARE INC	18MHA2052	MHA05435 / SFY18 / Quinnipiac Supported Living II	7/1/2017	6/30/2018		\$ 200,857			N
DMHAS	CONTINUUM OF CARE INC	18MHA2052	MHA05436 / SFY18 / Nursing Home Diversion	7/1/2017	6/30/2018		\$ 188,278			N
DMHAS	CONTINUUM OF CARE INC	18MHA2052	MHA05437 / SFY18 / 105 Brownell	7/1/2017	6/30/2018		\$ 718,330			N
DMHAS	CONTINUUM OF CARE INC	18MHA2052	MHA05438 / SFY18 / Hartford Supervised Living	7/1/2017	6/30/2018		\$ 544,320			N
DMHAS	CONTINUUM OF CARE INC	18MHA2052	MHA05439 / SFY18 / Extended Living EXP Program	7/1/2017	6/30/2018		\$ 260,676			N
DMHAS	CONTINUUM OF CARE INC	18MHA2052	MHA05440 / SFY18 / HAF	7/1/2017	6/30/2018		\$ 15,000			N
DMHAS	CONTINUUM OF CARE INC	18MHA2052	MHA05441 / SFY18 / Ella Grasso YAS	7/1/2017	6/30/2018		\$ 312,967			N
DMHAS	CONTINUUM OF CARE INC	18MHA2052	MHA05442 / SFY18 / YAS Brideway	7/1/2017	6/30/2018		\$ 154,841			N
DMHAS	CONTINUUM OF CARE INC	18MHA2052	MHA05443 / SFY18 / Batter Terrace	7/1/2017	6/30/2018		\$ 79,714			N



Agency	Supplier	Contract #	Description	Begin Date	Expire Date	Contract Amount	General Fund Payments	Federal Fund Payments	Other Fund Payments	Competitive
DMHAS	CONTINUUM OF CARE INC	18MHA2052	MHA07502 / SFY18 / CSP Recovery Program	7/1/2017	6/30/2018		\$ 554,971			N
DMHAS	CONTINUUM OF CARE INC	18MHA2052	TBD / SFY2018 /Life Coaching /	7/1/2017	6/30/2018		\$ 7,870			N
DMHAS	CORNELL SCOTT-HILL HEALTH CORPORATION	18MHA2054	MHA10303 / SFY18 / Homeless Outreach & Engagement	7/1/2017	6/30/2018	\$ 989,522	\$ 52,647			N
DMHAS	CORNELL SCOTT-HILL HEALTH CORPORATION	18MHA2054	MHA10306 / SFY18 / SCRC-HIV Counseling	7/1/2017	6/30/2018			\$ 17,719		N
DMHAS	CORNELL SCOTT-HILL HEALTH CORPORATION	18MHA2054	MHA10307 / SFY18 / South Central Rehabilitation Center	7/1/2017	6/30/2018			\$ 892,757		N
DMHAS	CORNELL SCOTT-HILL HEALTH CORPORATION	18MHA2054	MHA10309 / SFY18 / Village of Power	7/1/2017	6/30/2018		\$ 26,399			N
DMHAS	CORNELL SCOTT-HILL HEALTH CORPORATION	18MHA6026	LEAD Initiative- STR Grant	7/1/2017	4/30/2019	\$ 200,000		\$ 200,000		N
DMHAS	CORNELL SCOTT-HILL HEALTH CORPORATION	18MHA6031	Recovery Coach Services	8/1/2017	4/30/2019	\$ 110,000		\$ 30,000		Y
DMHAS	CORNELL SCOTT-HILL HEALTH CORPORATION	18MHA6049	STR CBEMAT SFY 2017	10/1/2017	4/30/2019	\$ 440,000		\$ 220,000		Y
DMHAS	COURAGE TO SPEAK FOUNDATION INC	11MHA6008	Primary Prevention	7/1/2011	9/30/2017	\$ 120,000		\$ 10,000		N
DMHAS	COURAGE TO SPEAK FOUNDATION INC	18MHA6009	Family Support Groups	7/1/2017	6/30/2018	\$ 20,000		\$ 15,000		N
DMHAS	COURAGE TO SPEAK FOUNDATION INC	18MHA6020	Courage to Speak, a drug prevention education program	7/1/2017	4/30/2018	\$ 20,000		\$ 20,000		N
DMHAS	COURAGE TO SPEAK FOUNDATION INC	18MHA6060	Identify existing programs that serve youth by way of ten (10) presentations to the communities they serve including an opening session and training session.	5/1/2018	4/30/2019	\$ 20,000		\$ 10,000		Y
DMHAS	CROSS STREET TRAINING & ACADEMIC CENTER	18MHA1047	BRSS TACS Policy Academy	10/1/2017	8/31/2018	\$ 13,000			\$ 10,500	N
DMHAS	CULINARY SERVICES GROUP LLC	16MHA6026	Food Services SFY 2017	5/3/2016	6/30/2020	\$ 3,348,386	\$ 4,242			N
DMHAS	CULINARY SERVICES GROUP LLC	16MHA6026	Food Services SFY 2018	5/3/2016	6/30/2020		\$ 700,743			N
DMHAS	DANBURY HOSPITAL	18MHA2161	MHA07101 Crisis Intervention FY18	7/1/2017	6/30/2019	\$ 1,954,168	\$ 588,316	\$ 47,191		N
DMHAS	DANBURY HOSPITAL	18MHA2161	MHA07103 Outpatient Services FY18	7/1/2017	6/30/2019		\$ 76,578	\$ 36,323		N
DMHAS	DANBURY HOSPITAL	18MHA2161	MHA07105 Intensive Outpatient FY18	7/1/2017	6/30/2019		\$ 16,156	\$ 64,917		N
DMHAS	DANBURY HOSPITAL	18MHA2161	MHA14701 New Milford Outpatient Clinical FY18	7/1/2017	6/30/2019		\$ 212,307			N
DMHAS	DAY KIMBALL HOSPITAL	18MHA2087	MHA54063 Outpatient Clinical FY18	7/1/2017	6/30/2019	\$ 109,142	\$ 54,750			N
DMHAS	DORA M KEE LLC	18MHA6010	Nutritional Consultant (WCMHN)	7/1/2017	6/30/2018	\$ 13,500	\$ 11,486			N
DMHAS	EAST OF THE RIVER ACTION	18MHA6011	18mha6011	7/1/2017	1/31/2018	\$ 115,400			\$ 72,764	N
DMHAS	EASTCONN	15MHA6000	Special Education Services to DMHAS Clients	7/1/2015	6/30/2018	\$ 2,228,019	\$ 371,336			N
DMHAS	EASTER SEALS CAPITAL REGION & EASTERN	18MHA2124	MHA07701: Supported Education SFY18	7/1/2017	6/30/2019	\$ 567,982	\$ 20,777			N
DMHAS	EASTER SEALS CAPITAL REGION & EASTERN	18MHA2124	MHA07702: Supported Employment SFY18	7/1/2017	6/30/2019		\$ 28,258			N
DMHAS	EASTER SEALS GOODWILL INDUSTRIES	18MHA2056	MHA07901 / SFY18 / IDEA Work Services	7/1/2017	6/30/2020	\$ 1,820,770	\$ 140,475			N
DMHAS	EASTER SEALS GOODWILL INDUSTRIES	18MHA2056	MHA07902 / SFY18 / SHP Work Services SFY2018: MHA07902	7/1/2017	6/30/2020		\$ 75,115			N
DMHAS	EASTER SEALS GOODWILL INDUSTRIES	18MHA2056	MHA07903 / SFY18 / Urban Initiative	7/1/2017	6/30/2020		\$ 30,533			N
DMHAS	EASTER SEALS GOODWILL INDUSTRIES	18MHA2056	MHA07904 / SFY18 / CJJ Supportive Employment	7/1/2017	6/30/2020			\$ 80,000		N
DMHAS	EASTERSEALS CAPITAL REGION & EASTERN	18MHA2124	MHA07701: Supported Education SFY18	70 7/1/2017	6/30/2019		\$ 104,032			N



Agency	Supplier	Contract #	Description	Begin Date	Expire Date	Contract Amount	General Fund Payments	Federal Fund Payments	Other Fund Payments	Competitive
DMHAS	EASTERSEALS CAPITAL REGION & EASTERN	18MHA2124	MHA07702: Supported Employment SFY18	7/1/2017	6/30/2019		\$ 131,855			N
DMHAS	EDADVANCE	18MHA2162	MHA08101 TRED FY18	7/1/2017	6/30/2018	\$ 116,942	\$ 116,942			N
DMHAS	FAMILY & CHILDRENS AGENCY INC	18MHA2010	MHA08301: CC Drop-In Center SFY18	7/1/2017	6/30/2020	\$ 1,679,167	\$ 126,827			N
DMHAS	FAMILY & CHILDRENS AGENCY INC	18MHA2010	MHA08302: Early Intervention SFY18	7/1/2017	6/30/2020		\$ 94,892			N
DMHAS	FAMILY & CHILDRENS AGENCY INC	18MHA2010	MHA08305: Homeless Outreach CM SFY18	7/1/2017	6/30/2020		\$ 158,463			N
DMHAS	FAMILY & CHILDRENS AGENCY INC	18MHA2010	MHA08306: Project Reward SFY18	7/1/2017	6/30/2020			\$ 58,428		N
DMHAS	FAMILY & CHILDRENS AGENCY INC	18MHA2010	MHA08308: Next Step SFY18	7/1/2017	6/30/2020		\$ 68,279			N
DMHAS	FAMILY & CHILDRENS AGENCY INC	18MHA2010	MHA08309: Senior Services SFY18	7/1/2017	6/30/2020		\$ 40,000			N
DMHAS	FAMILY CENTERED SERVICES OF CT INC	18MHA2057	MHA05602 / SFY18 / Parenting Support & Parental Rights	7/1/2017	6/30/2018	\$ 73,212		\$ 51,953		N
DMHAS	FAMILY CENTERED SERVICES OF CT INC	18MHA2057	MHA05603 / SFY18 / Parent Education	7/1/2017	6/30/2018		\$ 21,259			N
DMHAS	FAMILY CENTERS INC	18MHA2011	MHA08401: Housing Resource Program SFY18	7/1/2017	6/30/2018	\$ 411,778	\$ 220,528			N
DMHAS	FAMILY CENTERS INC	18MHA2011	MHA08403: HAF SFY18	7/1/2017	6/30/2018		\$ 191,250			N
DMHAS	FAMILY INTERVENTION CTR	16MHA6004	Problem Gambling SFY17	7/1/2015	6/30/2017	\$ 30,800			\$ 7,400	N
DMHAS	FARMINGTON VALLEY NEUROPSYCHOLOGY ASSOC	17MHA6017	Neuropsychology Assessments	8/1/2016	7/31/2017	\$ 20,000	\$ 2,800			N
DMHAS	FARMINGTON VALLEY NEUROPSYCHOLOGY ASSOC	18MHA6024	Neuropsychology Assessments	8/1/2017	7/31/2018	\$ 20,000	\$ 350			N
DMHAS	FARRELL TREATMENT CENTER INC	18MHA2125	MHA08701: Residential Intensive Program (CSSD) SFY18	7/1/2017	6/30/2019	\$ 436,328			\$ 60,037	N
DMHAS	FARRELL TREATMENT CENTER INC	18MHA2125	MHA08703: Standard Outpatient Program SFY18	7/1/2017	6/30/2019		\$ 207,651			N
DMHAS	FELLOWSHIP PLACE INC	18MHA2058	MHA08801 / SFY18 / Fellowship Inn Social Rehab.	7/1/2017	6/30/2019	\$ 3,076,906	\$ 82,972			N
DMHAS	FELLOWSHIP PLACE INC	18MHA2058	MHA08802 / SFY18 / Fellowship Inn Vocational	7/1/2017	6/30/2019		\$ 75,282			N
DMHAS	FELLOWSHIP PLACE INC	18MHA2058	MHA08803 / SFY18 / Social Rehab	7/1/2017	6/30/2019		\$ 682,076			N
DMHAS	FELLOWSHIP PLACE INC	18MHA2058	MHA08804 / SFY18 / Vocational Services	7/1/2017	6/30/2019		\$ 267,390			N
DMHAS	FELLOWSHIP PLACE INC	18MHA2058	MHA08805 / SFY18 / Next Steps Commons.	7/1/2017	6/30/2019		\$ 75,145			N
DMHAS	FELLOWSHIP PLACE INC	18MHA2058	MHA08806 / SFY18 / Supported Education	7/1/2017	6/30/2019		\$ 123,170			N
DMHAS	FELLOWSHIP PLACE INC	18MHA2058	MHA08807 / SFY18 / Next Steps Fellowship	7/1/2017	6/30/2019		\$ 76,937			N
DMHAS	FELLOWSHIP PLACE INC	18MHA2058	MHA08809 / SFY18 / CJ Supportive Employment	7/1/2017	6/30/2019			\$ 160,000		N
DMHAS	FELLOWSHIP PLACE INC	18MHA2059	MHA08808, Fellowship Inn, FY2018	7/1/2017	6/30/2019	\$ 201,774	\$ 100,884			N
DMHAS	FINR	15MHA7000AA	YAS Residential Services	12/1/2014	6/30/2018	\$ 1,915,091	\$ 1,597,329			N
DMHAS	FLORIDA INSTITUTE FOR NEUROLOGIC	15MHA7000	Young Adult Services FY17	12/1/2014	6/30/2018	\$ 6,474,600	\$ 152,753			N
DMHAS	FLORIDA INSTITUTE FOR NEUROLOGIC	15MHA7000	Young Adult Services FY18	12/1/2014	6/30/2018		\$ 199,094			N
DMHAS	FOCUS CENTER FOR AUTISM INC	18MHA2164	MHA09051 Washington House FY18	7/1/2017	6/30/2019	\$ 1,468,856	\$ 736,836			N
DMHAS	FRIENDSHIP SERVICE CENTER INC	18MHA2126	MHA09101: EMS Emergency Shelter SFY18	7/1/2017	6/30/2019	\$ 1,016,023		\$ 102,764		N
DMHAS	FRIENDSHIP SERVICE CENTER INC	18MHA2126	MHA09102: PATH Homeless Outreach SFY18	7/1/2017	6/30/2019			\$ 65,000		N



Agency	Supplier	Contract #	Description	Begin Date	Expire Date	Contract Amount	General Fund Payments	Federal Fund Payments	Other Fund Payments	Competitive
DMHAS	FRIENDSHIP SERVICE CENTER INC	18MHA2126	MHA09103: Next Step Housing SFY18	7/1/2017	6/30/2019		\$ 215,475			N
DMHAS	FRIENDSHIP SERVICE CENTER INC	18MHA2126	MHA09104: Home at Last SFY18	7/1/2017	6/30/2019		\$ 71,719			N
DMHAS	FRIENDSHIP SERVICE CENTER INC	18MHA2126	MHA09105: SOAR SFY18	7/1/2017	6/30/2019		\$ 54,506			N
DMHAS	GILEAD COMMUNITY SERVICES INC	18MHA2061	MHA09301 / SFY18 / Gilead ACT	7/1/2017	6/30/2019	\$ 16,512,079	\$ 1,186,574			N
DMHAS	GILEAD COMMUNITY SERVICES INC	18MHA2061	MHA09303 / SFY18 / Gilead I.	7/1/2017	6/30/2019		\$ 281,219			N
DMHAS	GILEAD COMMUNITY SERVICES INC	18MHA2061	MHA09304 / SFY18 / Gilead II.	7/1/2017	6/30/2019		\$ 334,312			N
DMHAS	GILEAD COMMUNITY SERVICES INC	18MHA2061	MHA09305 / SFY18 / Shoreline Community Program	7/1/2017	6/30/2019		\$ 340,878			N
DMHAS	GILEAD COMMUNITY SERVICES INC	18MHA2061	MHA09306 / SFY18 / Gilead Social Rehab Center	7/1/2017	6/30/2019		\$ 578,807			N
DMHAS	GILEAD COMMUNITY SERVICES INC	18MHA2061	MHA09307 / SFY18 / Gilead Apartment Program	7/1/2017	6/30/2019		\$ 948,241			N
DMHAS	GILEAD COMMUNITY SERVICES INC	18MHA2061	MHA09308 / SFY18 / Shoreline Community Support	7/1/2017	6/30/2019		\$ 329,286			N
DMHAS	GILEAD COMMUNITY SERVICES INC	18MHA2061	MHA09309 / SFY18 / Women's Program	7/1/2017	6/30/2019		\$ 536,169			N
DMHAS	GILEAD COMMUNITY SERVICES INC	18MHA2061	MHA09310 / SFY18 / Liberty Home	7/1/2017	6/30/2019		\$ 555,883			N
DMHAS	GILEAD COMMUNITY SERVICES INC	18MHA2061	MHA09311 / SFY18 / Gateway Community Treatment	7/1/2017	6/30/2019		\$ 269,716			N
DMHAS	GILEAD COMMUNITY SERVICES INC	18MHA2061	MHA09313 / SFY18 / Gateway Social Rehab	7/1/2017	6/30/2019		\$ 308,615			N
DMHAS	GILEAD COMMUNITY SERVICES INC	18MHA2061	MHA09314 / SFY18 / Valor Home	7/1/2017	6/30/2019		\$ 632,226			N
DMHAS	GILEAD COMMUNITY SERVICES INC	18MHA2061	MHA09316 / SFY18 / Magnolia House YAS	7/1/2017	6/30/2019		\$ 1,199,286			N
DMHAS	GILEAD COMMUNITY SERVICES INC	18MHA2061	MHA09317 / SFY18 / Juniper House YAS	7/1/2017	6/30/2019		\$ 756,977			N
DMHAS	GILEAD COMMUNITY SERVICES INC	18MHA2061	MHA09319 / SFY18 / HAF	7/1/2017	6/30/2019		\$ 50,000			N
DMHAS	GOODWILL INDUSTRIES OF SOUTHERN	18MHA2056	MHA07901 / SFY18 / IDEA Work Services	7/1/2017	6/30/2020		\$ 129,047			N
DMHAS	GOODWILL INDUSTRIES OF SOUTHERN	18MHA2056	MHA07902 / SFY18 / SHP Work Services SFY2018: MHA07902	7/1/2017	6/30/2020		\$ 80,972			N
DMHAS	GOODWILL INDUSTRIES OF SOUTHERN	18MHA2056	MHA07903 / SFY18 / Urban Initiative	7/1/2017	6/30/2020		\$ 32,912			N
DMHAS	GOODWILL INDUSTRIES OF SOUTHERN	18MHA2056	MHA07904 / SFY18 / CJJ Supportive Employment	7/1/2017	6/30/2020			\$ 80,000		N
DMHAS	GOODWILL OF WESTERN AND NORTHERN	18MHA2012	MHA09401: Cheshire House SFY18	7/1/2017	6/30/2019	\$ 4,606,295	\$ 935,515			N
DMHAS	GOODWILL OF WESTERN AND NORTHERN	18MHA2012	MHA09402: Managed Service System SFY18	7/1/2017	6/30/2019		\$ 141,348			N
DMHAS	GOODWILL OF WESTERN AND NORTHERN	18MHA2012	MHA09404: Employment Opportunities SFY18	7/1/2017	6/30/2019		\$ 242,584			N
DMHAS	GOODWILL OF WESTERN AND NORTHERN	18MHA2012	MHA09406: Manchester House SFY18	7/1/2017	6/30/2019		\$ 586,257			N
DMHAS	GOODWILL OF WESTERN AND NORTHERN	18MHA2012	MHA09407: The Wellness Program SFY18	7/1/2017	6/30/2019		\$ 320,000			N
DMHAS	GOODWILL OF WESTERN AND NORTHERN	18MHA2012	MHA09408: TBI Community Services SFY18	7/1/2017	6/30/2019		\$ 84,995			N



Agency	Supplier	Contract #	Description	Begin Date	Expire Date	Contract Amount	General Fund Payments	Federal Fund Payments	Other Fund Payments	Competitive
DMHAS	GOODWILL OF WESTERN AND NORTHERN	18MHA6000	ABI Services SFY 2018	7/1/2017	6/30/2019	\$ 5,200,000	\$ 1,882,833			N
DMHAS	GUARDIAN AD LITEM SERVICES INC	18MHA2088	MHA20804 / SFY18 / Young Adult Services	7/1/2017	6/30/2019	\$ 40,402	\$ 3,324			N
DMHAS	GUARDIAN AD LITEM SERVICES INC	18MHA2165	MHA20805 FY18 Melissa's Project R2	7/1/2017	6/30/2018	\$ 948,502	\$ 262,283		\$ 50,000	N
DMHAS	GUARDIAN AD LITEM SERVICES INC	18MHA2165	MHA20806 FY18 Community Integration R4	7/1/2017	6/30/2018		\$ 110,106			N
DMHAS	GUARDIAN AD LITEM SERVICES INC	18MHA2165	MHA20807 FY18 Melissa's Project R1	7/1/2017	6/30/2018		\$ 8,463		\$ 50,000	N
DMHAS	GUARDIAN AD LITEM SERVICES INC	18MHA2165	MHA20808 FY18 Melissa's Project R5	7/1/2017	6/30/2018		\$ 420,280		\$ 47,370	N
DMHAS	HANDS ON HARTFORD INC	18MHA2128	MHA02401: Hands on Hartford Housing Services SFY18	7/1/2017	6/30/2020	\$ 733,803	\$ 125,206			N
DMHAS	HANDS ON HARTFORD INC	18MHA2128	MHA02402: Next Steps SFY18	7/1/2017	6/30/2020		\$ 45,878			N
DMHAS	HANDS ON HARTFORD INC	18MHA2128	MHA02403: Social Innovation Fund SFY18	7/1/2017	6/30/2020		\$ 74,587			N
DMHAS	HARTFORD BEHAVIORAL HEALTH	18MHA2129	MHA09903: Outpatient Clinical SFY18	7/1/2017	6/30/2020	\$ 2,627,861	\$ 879,787			N
DMHAS	HARTFORD HOSPITAL	13MHA6012	MH Acute Inpatient-CVH	7/1/2013	6/30/2017	\$ 1,641,100	\$ 49,950			N
DMHAS	HARTFORD HOSPITAL	18MHA2131	MHA10102: OP Clinical SFY18	7/1/2017	6/30/2018	\$ 2,380,287	\$ 145,483			N
DMHAS	HARTFORD HOSPITAL	18MHA2131	MHA10103: Eli's Retreat SFY18	7/1/2017	6/30/2018		\$ 591,891			N
DMHAS	HARTFORD HOSPITAL	18MHA2131	MHA10104: Young Adult Case Management SFY18	7/1/2017	6/30/2018		\$ 198,911	\$ 294,000		N
DMHAS	HARTFORD HOSPITAL	18MHA2131	MHA10105: Schizophrenia Rehabilitation Program SFY18	7/1/2017	6/30/2018		\$ 150,000			N
DMHAS	HARTFORD HOSPITAL	18MHA2131	MHA11601: Todd House SFY18	7/1/2017	6/30/2018		\$ 1,000,002			N
DMHAS	HARTFORD HOSPITAL	18MHA6003	CVH: Electroconvulsive Therapy (ECT) program	7/1/2017	6/30/2021	\$ 1,684,600	\$ 200,728			N
DMHAS	HISPANIC HEALTH COUNCIL	18MHA2132	MHA10502: Hispanic Health Council SFY18	7/1/2017	6/30/2018	\$ 320,000	\$ 26,666	\$ 293,334		N
DMHAS	HOMES WITH HOPE INC	18MHA2013	MHA11851: Westport Rotary Centennial House SFY18	7/1/2017	6/30/2020	\$ 1,041,351	\$ 81,193			N
DMHAS	HOMES WITH HOPE INC	18MHA2013	MHA11852: Fair Street Apartments SFY18	7/1/2017	6/30/2020		\$ 64,708			N
DMHAS	HOMES WITH HOPE INC	18MHA2013	MHA11853: Hales Court Project Westport SFY18	7/1/2017	6/30/2020		\$ 89,514			N
DMHAS	HOMES WITH HOPE INC	18MHA2013	MHA11855: Norwalk Housing First SFY18	7/1/2017	6/30/2020		\$ 113,220			N
DMHAS	HUMAN RESOURCE DEV AGENCY	18MHA2167	MHA11101 Discovery Drop In FY18	7/1/2017	6/30/2019	\$ 459,752	\$ 112,771			N
DMHAS	HUMAN RESOURCE DEV AGENCY	18MHA2167	MHA11102 SOAR FY18	7/1/2017	6/30/2019		\$ 24,427			N
DMHAS	IMMACARE INC	18MHA2133	MHA11401: Homeless Outreach SFY18	7/1/2017	6/30/2019	\$ 1,160,018	\$ 11,991	\$ 51,834		N
DMHAS	IMMACARE INC	18MHA2133	MHA11402: Next Steps SFY18	7/1/2017	6/30/2019		\$ 289,424			N
DMHAS	IMMACARE INC	18MHA2133	MHA11403: Casa de Francisco SFY18	7/1/2017	6/30/2019		\$ 228,662			N
DMHAS	INSPIRICA INC	18MHA2015	MHA18201: Atlantic Park Apartments SFY18	7/1/2017	6/30/2019	\$ 1,957,957	\$ 84,794	\$ 28,403		N
DMHAS	INSPIRICA INC	18MHA2015	MHA18202: Colony Apartments SFY18	7/1/2017	6/30/2019		\$ 91,074	\$ 30,506		N
DMHAS	INSPIRICA INC	18MHA2015	MHA18203: Gilead House SFY18	7/1/2017	6/30/2019		\$ 394,766			N
DMHAS	INSPIRICA INC	18MHA2015	MHA18204: Gilead Jail Diversion SFY18	7/1/2017	6/30/2019		\$ 95,767			N
DMHAS	INSPIRICA INC	18MHA2015	MHA18205: McKinney House SFY18	7/1/2017	6/30/2019			\$ 50,543		N
DMHAS	INSPIRICA INC	18MHA2015	MHA18206: Gilead Outreach SFY18	7/1/2017	6/30/2019		\$ 206,335			N
DMHAS	INTERCOMMUNITY INC	17MHA2137	CASA Hope (FFS) SFY17: MHA11818	7/1/2016	6/30/2017	\$ 17,415		\$ 1,820		N
DMHAS	INTERCOMMUNITY INC	18MHA2134	MHA00402 / SFY18 / AIDS/HIV Services	7/1/2017	6/30/2020	\$ 29,453,639		\$ 22,961		N
DMHAS	INTERCOMMUNITY INC	18MHA2134	MHA00404 / SFY18 / Clayton House	7/1/2017	6/30/2020		\$ 86,928	\$ 51,437		N
DMHAS	INTERCOMMUNITY INC	18MHA2134	MHA00405 / SFY18 / Coventry House	7/1/2017	6/30/2020		\$ 508,488	\$ 225,266		N
DMHAS	INTERCOMMUNITY INC	18MHA2134	MHA00406 / SFY18 / Residential Detox Center	7/1/2017	6/30/2020		\$ 47,882	\$ 401,959		N
DMHAS	INTERCOMMUNITY INC	18MHA2134	MHA00412 / SFY18 / Outpatient Counseling Center	7/1/2017	6/30/2020		\$ 300,357			N



Agency	Supplier	Contract #	Description	Begin Date	Expire Date	Contract Amount	General Fund Payments	Federal Fund Payments	Other Fund Payments	Competitive
DMHAS	INTERCOMMUNITY INC	18MHA2134	MHA00414 / SFY18 / Recovery House	7/1/2017	6/30/2020		\$ 857,917			N
DMHAS	INTERCOMMUNITY INC	18MHA2134	MHA00415 / SFY18 / Regional Transportation	7/1/2017	6/30/2020		\$ 327,906	\$ 100,114		N
DMHAS	INTERCOMMUNITY INC	18MHA2134	MHA00416 / SFY18 / SATEP ADRC-Residential Intensive Coventry House	7/1/2017	6/30/2020		\$ 456,793			N
DMHAS	INTERCOMMUNITY INC	18MHA2134	MHA00417 / SFY18 / SATEPADRC-Residential Intermediate	7/1/2017	6/30/2020		\$ 219,179			N
DMHAS	INTERCOMMUNITY INC	18MHA2134	MHA00419 / SFY18 / Senior Services	7/1/2017	6/30/2020		\$ 53,904	\$ 28,296		N
DMHAS	INTERCOMMUNITY INC	18MHA2134	MHA00423 / SFY18 / CCAR Hartford	7/1/2017	6/30/2020		\$ 169,307			N
DMHAS	INTERCOMMUNITY INC	18MHA2134	MHA00424 / SFY18 / Jail Diversion	7/1/2017	6/30/2020		\$ 254,336			N
DMHAS	INTERCOMMUNITY INC	18MHA2134	MHA11803 / SFY18 / CSP Recovery Program	7/1/2017	6/30/2020		\$ 1,212,749			N
DMHAS	INTERCOMMUNITY INC	18MHA2134	MHA11804 / SFY18 / Common Ground	7/1/2017	6/30/2020		\$ 311,015			N
DMHAS	INTERCOMMUNITY INC	18MHA2134	MHA11807 / SFY18 / Crisis Services	7/1/2017	6/30/2020		\$ 133,022	\$ 136,713		N
DMHAS	INTERCOMMUNITY INC	18MHA2134	MHA11809 / SFY18 / Outpatient Services	7/1/2017	6/30/2020		\$ 1,360,219			N
DMHAS	INTERCOMMUNITY INC	18MHA2134	MHA11811 / SFY18 / Community Foundations	7/1/2017	6/30/2020		\$ 564,009			N
DMHAS	INTERCOMMUNITY INC	18MHA2134	MHA11812 / SFY18 / Career Opportunities	7/1/2017	6/30/2020		\$ 300,482			N
DMHAS	INTERCOMMUNITY INC	18MHA2134	MHA11813 / SFY18 / Nurse Liaison	7/1/2017	6/30/2020		\$ 204,150			N
DMHAS	INTERCOMMUNITY INC	18MHA2134	MHA11814 / SFY18 / Assessment Center	7/1/2017	6/30/2020		\$ 110,460			N
DMHAS	INTERCOMMUNITY INC	18MHA2134	MHA11817 / SFY18 / ABI Community Consultation	7/1/2017	6/30/2020		\$ 84,000			N
DMHAS	INTERCOMMUNITY INC	18MHA2134	MHA11818 / SFY18 / Casa Hope	7/1/2017	6/30/2020			\$ 60,967		N
DMHAS	INTERCOMMUNITY INC	18MHA2134	MHA11820 / SFY18 / ACT Team	7/1/2017	6/30/2020		\$ 420,000			N
DMHAS	INTERCOMMUNITY INC	18MHA2134	MHA11821 / SFY18 / Behavioral Health Home	7/1/2017	6/30/2020		\$ 647,156			N
DMHAS	INTERCOMMUNITY INC	18MHA2134	MHA11822 / SFY18 / Young Adult Services	7/1/2017	6/30/2020		\$ 235,834			N
DMHAS	INTERCOMMUNITY INC	18MHA2134	MHA11823 / SFY18 / HAF	7/1/2017	6/30/2020		\$ 85,000			N
DMHAS	INTERCOMMUNITY INC	18MHA2134	MHA11825 / SFY18 / ABI Community Case Management	7/1/2017	6/30/2020		\$ 22,167			N
DMHAS	INTERCOMMUNITY INC	18MHA2137	MHA11824 FY18 Casa Hope (FFS)	7/1/2017	6/30/2020	\$ 52,245		\$ 11,084		N
DMHAS	INTERCOMMUNITY INC	18MHA6018	18MHA6018	7/1/2017	4/30/2019	\$ 200,000		\$ 175,000		N
DMHAS	J T PODIATRY LLC	15MHA6002	Client Podiatry Services- CVH	7/1/2015	6/30/2018	\$ 270,000	\$ 102,029			N
DMHAS	JOHN J DRISCOLL UNITED LABOR AGENCY INC	18MHA2062	MHA12001 / SFY18 / Vocational Rehabilitation	7/1/2017	6/30/2020	\$ 716,071		\$ 239,735		N
DMHAS	JOURNEY FOUND	17MHA6006	YAS Residential Services SFY18	7/1/2016	6/30/2019	\$ 2,597,362	\$ 418,067		\$ 158,334	N
DMHAS	JOURNEY FOUND INC	17MHA6006	YAS Residential Services SFY18	7/1/2016	6/30/2019		\$ 289,386			N
DMHAS	JUDGE ROTENBERG EDUC CTR INC	14MHA7024	Services for YAS clients	7/1/2014	6/30/2017	\$ 801,606			\$ 22,136	N
DMHAS	JUDGE ROTENBERG EDUC CTR INC	18MHA6012	YAS Residential Services	7/1/2017	6/30/2020	\$ 820,155	\$ 273,385			N
DMHAS	JUSTICE RESOURCE INSTITUTE INC	17MHA6008	YAS Residential Program	7/1/2016	6/30/2020	\$ 1,985,894	\$ 286,806			N
DMHAS	KEYSTONE HOUSE INC	18MHA2017	MHA12202: Dual-Diagnosed SFY18	7/1/2017	6/30/2018	\$ 1,451,505	\$ 87,278			N
DMHAS	KEYSTONE HOUSE INC	18MHA2017	MHA12203: St. Johns I SFY18	7/1/2017	6/30/2018		\$ 104,947			N
DMHAS	KEYSTONE HOUSE INC	18MHA2017	MHA12205: Intensive Supported Apartments SFY18	7/1/2017	6/30/2018		\$ 222,801			N
DMHAS	KEYSTONE HOUSE INC	18MHA2017	MHA12206: Pilots Program SFY18	7/1/2017	6/30/2018		\$ 195,886			N
DMHAS	KEYSTONE HOUSE INC	18MHA2017	MHA12207: Community Living Center SFY18	7/1/2017	6/30/2018		\$ 408,096			N
DMHAS	KEYSTONE HOUSE INC	18MHA2017	MHA12209: Genoa I SFY18	7/1/2017	6/30/2018		\$ 367,849			N
DMHAS	KEYSTONE HOUSE INC	18MHA2017	MHA12210: Elmcrest I SFY18	7/1/2017	6/30/2018		\$ 59,867			N
DMHAS	KEYSTONE HOUSE INC	18MHA2017	MHA12211: HAF SFY18	7/1/2017	6/30/2018		\$ 4,781			N
DMHAS	KHMER HEALTH ADVOCATES INC	18MHA2138	MHA12251 / SFY18 / Case Management	7/1/2017	6/30/2019	\$ 190,625	\$ 95,625			N
DMHAS	KUHN EMPLOYMENT OPPORTUNITIES INC	18MHA2063	MHA12301 / SFY18 / Supported Employment	7/1/2017	6/30/2018	\$ 397,864	\$ 364,295			N



Agency	Supplier	Contract #	Description	Begin Date	Expire Date	Contract Amount	General Fund Payments	Federal Fund Payments	Other Fund Payments	Competitive
DMHAS	KUHN EMPLOYMENT OPPORTUNITIES INC	18MHA2063	MHA12302 / SFY18 / Vocational Mentor Program	7/1/2017	6/30/2018		\$ 6,374	\$ 27,195		N
DMHAS	LAUREL HOUSE INC	18MHA2018	MHA12401: Pilots Program SFY18	7/1/2017	6/30/2018	\$ 1,253,426	\$ 151,895			N
DMHAS	LAUREL HOUSE INC	18MHA2018	MHA12402: Social Rehab SFY18	7/1/2017	6/30/2018		\$ 453,614			N
DMHAS	LAUREL HOUSE INC	18MHA2018	MHA12403: Supported Education SFY18	7/1/2017	6/30/2018		\$ 89,481			N
DMHAS	LAUREL HOUSE INC	18MHA2018	MHA12404: Supported Housing I SFY18	7/1/2017	6/30/2018		\$ 129,339			N
DMHAS	LAUREL HOUSE INC	18MHA2018	MHA12405: Supported Housing II SFY18	7/1/2017	6/30/2018		\$ 75,124			N
DMHAS	LAUREL HOUSE INC	18MHA2018	MHA12406: Work Services SFY18	7/1/2017	6/30/2018		\$ 221,252			N
DMHAS	LAUREL HOUSE INC	18MHA2018	MHA12407: Next Step/Partners SFY18	7/1/2017	6/30/2018		\$ 76,145			N
DMHAS	LAUREL HOUSE INC	18MHA2018	MHA12408: Fairfield Commons SFY18	7/1/2017	6/30/2018		\$ 56,576			N
DMHAS	LEDGE LIGHT HEALTH DIST	16MHA2304	CT Strategic Coalitions FY18	7/1/2015	6/30/2020	\$ 485,625		\$ 95,625		Y
DMHAS	LEEWAY INC	18MHA2064	MHA20701 / SFY18 / PILOTS Housing	7/1/2017	6/30/2019	\$ 727,814	\$ 13,800		\$ 34,007	N
DMHAS	LEEWAY INC	18MHA2064	MHA20703 / SFY18 / Leeway Welton	7/1/2017	6/30/2019		\$ 69,918			N
DMHAS	LEEWAY INC	18MHA2064	MHA20704 / SFY18 / Putnam Supportive Housing	7/1/2017	6/30/2019		\$ 92,354			N
DMHAS	LEEWAY INC	18MHA2064	MHA20705 / SFY18 / Putnam Supportive Housing	7/1/2017	6/30/2019		\$ 155,021			N
DMHAS	LIBERATION PROGRAMS INC	18MHA2019	MHA12803:Families in Recovery SFY18	7/1/2017	6/30/2019	\$ 5,066,113	\$ 136,357	\$ 626,408		N
DMHAS	LIBERATION PROGRAMS INC	18MHA2019	MHA12804: Families & Youth Options SFY18	7/1/2017	6/30/2019		\$ 124,305	\$ 13,319		N
DMHAS	LIBERATION PROGRAMS INC	18MHA2019	MHA12805: Bridgeport Intensive Outpatient SFY18	7/1/2017	6/30/2019			\$ 11,667		N
DMHAS	LIBERATION PROGRAMS INC	18MHA2019	MHA12806: Bridgeport Standard Outpatient SFY18	7/1/2017	6/30/2019		\$ 193,752	\$ 22,251		N
DMHAS	LIBERATION PROGRAMS INC	18MHA2019	MHA12808: Bridgeport Methadone SFY18	7/1/2017	6/30/2019			\$ 23,584		N
DMHAS	LIBERATION PROGRAMS INC	18MHA2019	MHA12809: HIV/AIDS Services SFY18	7/1/2017	6/30/2019			\$ 64,282		N
DMHAS	LIBERATION PROGRAMS INC	18MHA2019	MHA12810: Liberation Intensive Outpatient SFY18	7/1/2017	6/30/2019		\$ 12,700			N
DMHAS	LIBERATION PROGRAMS INC	18MHA2019	MHA12811: Liberation Standard Outpatient SFY18	7/1/2017	6/30/2019		\$ 201,950	\$ 90,393		N
DMHAS	LIBERATION PROGRAMS INC	18MHA2019	MHA12812: Liberation House (DMHAS) SFY18	7/1/2017	6/30/2019		\$ 180,610	\$ 109,866		N
DMHAS	LIBERATION PROGRAMS INC	18MHA2019	MHA12817: Stamford Methadone SFY18	7/1/2017	6/30/2019			\$ 12,155		N
DMHAS	LIBERATION PROGRAMS INC	18MHA2019	MHA12820: Senior Services SFY18	7/1/2017	6/30/2019		\$ 17,619	\$ 51,522		N
DMHAS	LIBERATION PROGRAMS INC	18MHA2019	MHA12827: Liberation House (CSSD) SFY18	7/1/2017	6/30/2019				\$ 679,137	N
DMHAS	LIBERTY COMMUNITY SERVICES INC	18MHA2065	MHA12701 / SFY18 / Open Door Alliance	7/1/2017	6/30/2020	\$ 2,132,051	\$ 145,198			N
DMHAS	LIBERTY COMMUNITY SERVICES INC	18MHA2065	MHA12703 / SFY18 / Safe Haven Shelter Plus Care	7/1/2017	6/30/2020		\$ 239,062			N
DMHAS	LIBERTY COMMUNITY SERVICES INC	18MHA2065	MHA12704 / SFY18 / Cannon House	7/1/2017	6/30/2020			\$ 240,046		N
DMHAS	LIBERTY COMMUNITY SERVICES INC	18MHA2065	MHA12705 / SFY18 / BOS 193 - Home Safe	7/1/2017	6/30/2020			\$ 106,013		N
DMHAS	LIFEBRIDGE COMMUNITY SERVICES INC	17MHA6010	HEARING IMPAIRED PROGRAM	11/15/2016	11/14/2017	\$ 25,000	\$ 21,618			N
DMHAS	LIFEBRIDGE COMMUNITY SERVICES INC	18MHA2020	MHA08201: Outpatient Program SFY18	7/1/2017	6/30/2019	\$ 1,132,067	\$ 32,882			N
DMHAS	LIFEBRIDGE COMMUNITY SERVICES INC	18MHA2020	MHA08602: Community Support Recovery Pathways SFY18	7/1/2017	6/30/2019		\$ 504,242			N
DMHAS	MARRAKECH DAY SERVICES	18MHA2021	MHA12905: Employment Opportunities SFY18	7/1/2017	6/30/2018	\$ 1,163,975	\$ 266,812			N
DMHAS	MARRAKECH DAY SERVICES	18MHA2021	MHA12908: Discretionary Discharge Fiduciary SFY18	7/1/2017	6/30/2018		\$ 256,551			N
DMHAS	MARRAKECH DAY SERVICES	18MHA2021	MHA12910: YAS Fiduciary SFY18	7/1/2017	6/30/2018		\$ 594,656			N
DMHAS	MARRAKECH DAY SERVICES	18MHA2021	MHA12913: YAS Vocational SFY18	7/1/2017	6/30/2018		\$ 45,956			N



Agency	Supplier	Contract #	Description	Begin Date	Expire Date	Contract Amount	General Fund Payments	Federal Fund Payments	Other Fund Payments	Competitive
DMHAS	MARRAKECH DAY SERVICES	18MHA2066	MHA12901 / SFY18 / Outreach & Engagement	7/1/2017	6/30/2018	\$ 3,118,393	\$ 58,604			N
DMHAS	MARRAKECH DAY SERVICES	18MHA2066	MHA12902 / SFY18 / SHP-VOC.	7/1/2017	6/30/2018		\$ 153,805			N
DMHAS	MARRAKECH DAY SERVICES	18MHA2066	MHA12903 / SFY18 / Whalley Urban Model TIC.	7/1/2017	6/30/2018		\$ 160,612			N
DMHAS	MARRAKECH DAY SERVICES	18MHA2066	MHA12904 / SFY18 / Work Services	7/1/2017	6/30/2018		\$ 320,491			N
DMHAS	MARRAKECH DAY SERVICES	18MHA2066	MHA12907 / SFY18 / YAS Gilbert Street	7/1/2017	6/30/2018		\$ 1,245,185			N
DMHAS	MARRAKECH DAY SERVICES	18MHA2066	MHA12909 / SFY18 / Community Support Services	7/1/2017	6/30/2018		\$ 371,543			N
DMHAS	MARRAKECH DAY SERVICES	18MHA2066	MHA12914 / SFY18 / YAS Sherman Avenue	7/1/2017	6/30/2018		\$ 808,152			N
DMHAS	MARTIN HOUSE INC	18MHA2089	MHA12951 Recovery for Life FY18	7/1/2017	6/30/2018	\$ 614,436	\$ 614,436			N
DMHAS	MCCALL FOUNDATION INC	16MHA2313	CSC Initiative FY18	7/1/2015	6/30/2020	\$ 485,625		\$ 95,625		Y
DMHAS	MCCALL FOUNDATION INC	18MHA2169	MHA13001,Carnes Weeks Center, FY18	7/1/2017	6/30/2018	\$ 1,137,139	\$ 10,000			N
DMHAS	MCCALL FOUNDATION INC	18MHA2169	MHA13004, McCall House, FY18	7/1/2017	6/30/2018		\$ 125,000			N
DMHAS	MCCALL FOUNDATION INC	18MHA2169	MHA13005, High Street OP, FY18	7/1/2017	6/30/2018		\$ 186,184	\$ 158,957		N
DMHAS	MCCALL FOUNDATION INC	18MHA2169	MHA13006, Winsted OP, FY18	7/1/2017	6/30/2018			\$ 49,729		N
DMHAS	MCCALL FOUNDATION INC	18MHA2169	MHA13007, Seniors, FY18	7/1/2017	6/30/2018			\$ 69,000		N
DMHAS	MCCALL FOUNDATION INC	18MHA2169	MHA13011, PILOTS,FY18	7/1/2017	6/30/2018		\$ 36,361			N
DMHAS	MCCALL FOUNDATION INC	18MHA2169	MHA13012, Hotchkiss House (CSSD), FY18	7/1/2017	6/30/2018				\$ 343,548	N
DMHAS	MCCALL FOUNDATION INC	18MHA2169	MHA13016, Case Management Torrington, FY18	7/1/2017	6/30/2018		\$ 54,193			N
DMHAS	MCCALL FOUNDATION INC	18MHA2169	MHA13017, OP Addiction Standard Startup, FY18	7/1/2017	6/30/2018		\$ 75,000			N
DMHAS	MCCALL FOUNDATION INC	18MHA2169	MHA13018/MATxOutpatient/FT18	7/1/2017	6/30/2018			\$ 29,167		N
DMHAS	MCCALL FOUNDATION INC	18MHA6038	STR Grant Family Reunification	9/1/2017	4/30/2019	\$ 16,000		\$ 12,000		Y
DMHAS	MENTAL HEALTH CONNECTICUT INC	18MHA2022	MHA13101: Bridgeport Residential Support SFY18	7/1/2017	6/30/2020	\$ 9,475,118	\$ 841,361			N
DMHAS	MENTAL HEALTH CONNECTICUT INC	18MHA2022	MHA13102: CVH Transition Program SFY18	7/1/2017	6/30/2020		\$ 95,218			N
DMHAS	MENTAL HEALTH CONNECTICUT INC	18MHA2022	MHA13106: Residential Step Down SFY18	7/1/2017	6/30/2020		\$ 174,961			N
DMHAS	MENTAL HEALTH CONNECTICUT INC	18MHA2022	MHA13109: Stamford Residential Support SFY18	7/1/2017	6/30/2020		\$ 233,179			N
DMHAS	MENTAL HEALTH CONNECTICUT INC	18MHA2022	MHA13115: Bridgeport Supervised Apartments SFY18	7/1/2017	6/30/2020		\$ 285,489			N
DMHAS	MENTAL HEALTH CONNECTICUT INC	18MHA2022	MHA13117: STF 24 - Client Discharge SFY18	7/1/2017	6/30/2020		\$ 214,535			N
DMHAS	MENTAL HEALTH CONNECTICUT INC	18MHA2022	MHA13121: Bridgeport Residential II SFY18	7/1/2017	6/30/2020		\$ 108,602			N
DMHAS	MENTAL HEALTH CONNECTICUT INC	18MHA2022	MHA13125: Stamford (STF) SFY18	7/1/2017	6/30/2020		\$ 279,848			N
DMHAS	MENTAL HEALTH CONNECTICUT INC	18MHA2022	MHA13133: Bridgeport Residential SFY18	7/1/2017	6/30/2020		\$ 699,489			N
DMHAS	MENTAL HEALTH CONNECTICUT INC	18MHA2022	MHA13134: TRP Special Supports SFY18	7/1/2017	6/30/2020		\$ 292,992			N
DMHAS	MENTAL HEALTH CONNECTICUT INC	18MHA2022	MHA13135: HAF SFY18	7/1/2017	6/30/2020		\$ 120,000			N
DMHAS	MENTAL HEALTH CONNECTICUT INC	18MHA2139	MHA00602 / SFY2018 / Adult Vocational Services	7/1/2017	6/30/2018	\$ 466,138	\$ 49,612			N
DMHAS	MENTAL HEALTH CONNECTICUT INC	18MHA2139	MHA13108 / SFY2018 / Robinson Group Home	7/1/2017	6/30/2018		\$ 78,329			N
DMHAS	MENTAL HEALTH CONNECTICUT INC	18MHA2139	MHA13116 / SFY2018 / Robison Residential Support	7/1/2017	6/30/2018		\$ 145,873			N
DMHAS	MENTAL HEALTH CONNECTICUT INC	18MHA2139	MHA13122 / SFY18 / Employment Services	7/1/2017	6/30/2018		\$ 170,377			N
DMHAS	MENTAL HEALTH CONNECTICUT INC	18MHA2139	MHA13132 / SFY2018 / Transition Coaching	7/1/2017	6/30/2018		\$ 21,947			N



Agency	Supplier	Contract #	Description	Begin Date	Expire Date	Contract Amount	General Fund Payments	Federal Fund Payments	Other Fund Payments	Competitive
DMHAS	MENTAL HEALTH CONNECTICUT INC	18MHA2170	MHA13103 FY18 Independence Center	7/1/2017	6/30/2019	\$ 11,868,327	\$ 578,610			N
DMHAS	MENTAL HEALTH CONNECTICUT INC	18MHA2170	MHA13104 FY18 Residential Support Waterbury	7/1/2017	6/30/2019		\$ 389,115			N
DMHAS	MENTAL HEALTH CONNECTICUT INC	18MHA2170	MHA13105 FY18 Residential Support Danbury	7/1/2017	6/30/2019		\$ 507,428			N
DMHAS	MENTAL HEALTH CONNECTICUT INC	18MHA2170	MHA13107 FY18 CAC 22 Respite	7/1/2017	6/30/2019		\$ 387,937			N
DMHAS	MENTAL HEALTH CONNECTICUT INC	18MHA2170	MHA13110 FY18 Residential Support Torrington	7/1/2017	6/30/2019		\$ 343,050			N
DMHAS	MENTAL HEALTH CONNECTICUT INC	18MHA2170	MHA13111 FY18 2ND Initiative	7/1/2017	6/30/2019		\$ 379,486			N
DMHAS	MENTAL HEALTH CONNECTICUT INC	18MHA2170	MHA13112 FY18 Supervised Apartments Danbury	7/1/2017	6/30/2019		\$ 716,170			N
DMHAS	MENTAL HEALTH CONNECTICUT INC	18MHA2170	MHA13113 FY18 Supervised Apartments Waterbury	7/1/2017	6/30/2019		\$ 404,392			N
DMHAS	MENTAL HEALTH CONNECTICUT INC	18MHA2170	MHA13114 FY18 Vocational Rehab.	7/1/2017	6/30/2019		\$ 343,759			N
DMHAS	MENTAL HEALTH CONNECTICUT INC	18MHA2170	MHA13118 FY18 Specialing	7/1/2017	6/30/2019		\$ 67,117			N
DMHAS	MENTAL HEALTH CONNECTICUT INC	18MHA2170	MHA13120 FY18 Next Steps	7/1/2017	6/30/2019		\$ 108,075			N
DMHAS	MENTAL HEALTH CONNECTICUT INC	18MHA2170	MHA13123 FY18 Supported Education	7/1/2017	6/30/2019		\$ 125,937			N
DMHAS	MENTAL HEALTH CONNECTICUT INC	18MHA2170	MHA13124 FY18 Torrington Young Adults	7/1/2017	6/30/2019		\$ 738,321			N
DMHAS	MENTAL HEALTH CONNECTICUT INC	18MHA2170	MHA13128 FY18 Nurse Liaison	7/1/2017	6/30/2019		\$ 214,901			N
DMHAS	MENTAL HEALTH CONNECTICUT INC	18MHA2170	MHA13129 FY18 Torrington Four	7/1/2017	6/30/2019		\$ 543,342			N
DMHAS	MERCY HOUSING & SHELTER CORPORATION	17MHA2141	Supportive Housing Hartford FY17: MHA13214	7/1/2016	6/30/2017	\$ 24,511		\$ 4,431		N
DMHAS	MERCY HOUSING & SHELTER CORPORATION	18MHA2140	MHA13201 / SFY18 / The Residence	7/1/2017	6/30/2018	\$ 2,664,057	\$ 543,035			N
DMHAS	MERCY HOUSING & SHELTER CORPORATION	18MHA2140	MHA13202 / SFY18 / Community Respite	7/1/2017	6/30/2018		\$ 578,289			N
DMHAS	MERCY HOUSING & SHELTER CORPORATION	18MHA2140	MHA13204 / SFY18 / Shelter	7/1/2017	6/30/2018			\$ 168,488		N
DMHAS	MERCY HOUSING & SHELTER CORPORATION	18MHA2140	MHA13205 / SFY18 / Homeless Outreach	7/1/2017	6/30/2018		\$ 71,844	\$ 21,284		N
DMHAS	MERCY HOUSING & SHELTER CORPORATION	18MHA2140	MHA13206 / SFY18 / BOS193 Middletown	7/1/2017	6/30/2018		\$ 67,922	\$ 20,241		N
DMHAS	MERCY HOUSING & SHELTER CORPORATION	18MHA2140	MHA13207 / SFY18 / Recovery House	7/1/2017	6/30/2018		\$ 210,886			N
DMHAS	MERCY HOUSING & SHELTER CORPORATION	18MHA2140	MHA13208 / SFY18 / Next Steps Hartford	7/1/2017	6/30/2018		\$ 138,944	\$ 5,239		N
DMHAS	MERCY HOUSING & SHELTER CORPORATION	18MHA2140	MHA13210 / SFY18 / DOH Supportive Housing Middletown	7/1/2017	6/30/2018			\$ 12,374		N
DMHAS	MERCY HOUSING & SHELTER CORPORATION	18MHA2140	MHA13211 / SFY18 / CM Supportive Housing	7/1/2017	6/30/2018			\$ 93,057		N
DMHAS	MERCY HOUSING & SHELTER CORPORATION	18MHA2140	MHA13212 / SFY18 / Mercy Housing	7/1/2017	6/30/2018			\$ 69,182		N
DMHAS	MERCY HOUSING & SHELTER CORPORATION	18MHA2140	MHA13213 / SFY18 / HUD Supportive Housing Middletown	7/1/2017	6/30/2018		\$ 5,000	\$ 43,715	\$ 269,377	N
DMHAS	MERCY HOUSING & SHELTER CORPORATION	18MHA2140	MHA13214 / SFY18 / HUD Supportive Housing Hartford	7/1/2017	6/30/2018			\$ 6,985		N



Agency	Supplier	Contract #	Description	Begin Date	Expire Date	Contract Amount	General Fund Payments	Federal Fund Payments	Other Fund Payments	Competitive
DMHAS	MERCY HOUSING & SHELTER CORPORATION	18MHA2140	MHA13216 / SFY18 / Next Steps Middletown	7/1/2017	6/30/2018			\$ 6,985		N
DMHAS	MERCY HOUSING & SHELTER CORPORATION	18MHA2140	MHA13219 / SFY18 / SATEP Mercy Women	7/1/2017	6/30/2018		\$ 253,789	\$ 77,421		N
DMHAS	MERCY HOUSING & SHELTER CORPORATION	18MHA2141	MHA13217 / SFY18 / DOH Supportive Housing Middletown (FFS)	7/1/2017	6/30/2018	\$ 24,511		\$ 15,032		N
DMHAS	MERCY HOUSING & SHELTER CORPORATION	18MHA2141	MHA13218 / SFY18 / HUD Supportive Housing Hartford (FFS)	7/1/2017	6/30/2018			\$ 6,389		N
DMHAS	MID FAIRFIELD AIDS PROJECT INC	18MHA2181	MHA12890: ODFC SFY18	7/1/2017	6/30/2019	\$ 158,941		\$ 106,342		N
DMHAS	MIDDLESEX HOSPITAL	17MHA6019AA	Physician/APRN Services- SFY17	7/1/2016	6/30/2019	\$ 1,248,692	\$ 25,923			N
DMHAS	MIDDLESEX HOSPITAL	17MHA6019AA	Physician/APRN Services- SFY18	7/1/2016	6/30/2019		\$ 112,334			N
DMHAS	MIDDLESEX HOSPITAL	18MHA2067	MHA13502 / SFY18 / Case Management	7/1/2017	6/30/2020	\$ 423,407	\$ 141,753			N
DMHAS	MIDWESTERN CONNECTICUT COUNCIL OF	16MHA2302	Bettor Choice Outpatient FY18	10/1/2015	6/30/2020	\$ 1,266,719			\$ 244,587	Y
DMHAS	MIDWESTERN CONNECTICUT COUNCIL OF	16MHA2302	Bettor Choice Residential FY18	10/1/2015	6/30/2020				\$ 18,382	Y
DMHAS	MIDWESTERN CONNECTICUT COUNCIL OF	16MHA2314	CSC Initiative FY18	7/1/2015	6/30/2020	\$ 485,625		\$ 95,625		Y
DMHAS	MIDWESTERN CONNECTICUT COUNCIL OF	17MHA2060	Pre-Trial DUI Alcohol Education (FFS) FY17: MHA13704	7/1/2016	12/31/2017	\$ 366,849			\$ 16,794	N
DMHAS	MIDWESTERN CONNECTICUT COUNCIL OF	17MHA2060	Pre-Trial DUI Alcohol Education (FFS) FY18: MHA13704	7/1/2016	12/31/2017				\$ 99,778	N
DMHAS	MIDWESTERN CONNECTICUT COUNCIL OF	17MHA2060	Pre-Trial DUI Drug Education (FFS) FY17: MHA13710	7/1/2016	12/31/2017				\$ 5,605	N
DMHAS	MIDWESTERN CONNECTICUT COUNCIL OF	17MHA2060	Pre-Trial DUI Drug Education (FFS) FY18: MHA13710	7/1/2016	12/31/2017				\$ 19,497	N
DMHAS	MIDWESTERN CONNECTICUT COUNCIL OF	18MHA2060	MHA13704\Pre-Trial DUI Alcohol Ed\FY2018	1/1/2018	6/30/2021	\$ 1,822,559	\$ 47,181		\$ 86,288	Y
DMHAS	MIDWESTERN CONNECTICUT COUNCIL OF	18MHA2060	MHA13710\Pre-Trial DUI Drug Ed.\FY2018	1/1/2018	6/30/2021		\$ 18,916		\$ 21,661	Y
DMHAS	MIDWESTERN CONNECTICUT COUNCIL OF	18MHA2171	MHA13706/FY18/ Latino Outreach	7/1/2017	6/30/2020	\$ 4,048,814		\$ 49,359		N
DMHAS	MIDWESTERN CONNECTICUT COUNCIL OF	18MHA2171	MHA13707/FY18/McDonough House	7/1/2017	6/30/2020			\$ 59,507		N
DMHAS	MIDWESTERN CONNECTICUT COUNCIL OF	18MHA2171	MHA13709/FY18/McDonough House (Seniors)	7/1/2017	6/30/2020		\$ 72,010			N
DMHAS	MIDWESTERN CONNECTICUT COUNCIL OF	18MHA2171	MHA13801/FY18/New Milford OP	7/1/2017	6/30/2020		\$ 43,836			N
DMHAS	MIDWESTERN CONNECTICUT COUNCIL OF	18MHA2171	MHA13901/FY18/Trinity glen (Females)	7/1/2017	6/30/2020		\$ 113,580	\$ 80,577		N
DMHAS	MIDWESTERN CONNECTICUT COUNCIL OF	18MHA2171	MHA13903/FY18/MCCA Women's OP	7/1/2017	6/30/2020			\$ 77,115		N
DMHAS	MIDWESTERN CONNECTICUT COUNCIL OF	18MHA2171	MHA13904/FY18/Seniors	7/1/2017	6/30/2020			\$ 27,324		N
DMHAS	MIDWESTERN CONNECTICUT COUNCIL OF	18MHA2171	MHA13905/FY18/Shelter Program	7/1/2017	6/30/2020		\$ 16,962			N
DMHAS	MIDWESTERN CONNECTICUT COUNCIL OF	18MHA2171	MHA13906/FY18/Sobering Center	7/1/2017	6/30/2020		\$ 309,097			N
DMHAS	MIDWESTERN CONNECTICUT COUNCIL OF	18MHA2171	MHA13907/FY18/Trinity Glen (Males)	7/1/2017	6/30/2020		\$ 31,194	\$ 137,822		N
DMHAS	MIDWESTERN CONNECTICUT COUNCIL OF	18MHA2171	MHA13908/FY18/Detoxification Program	7/1/2017	6/30/2020		\$ 56,887	\$ 156,554		N
DMHAS	MIDWESTERN CONNECTICUT COUNCIL OF	18MHA2171	MHA13909/FY18/Transitional Housing	7/1/2017	6/30/2020		\$ 118,173			N
DMHAS	MIDWESTERN CONNECTICUT COUNCIL OF	18MHA2171	MHA13911/FY18/Case Management (Danbury)	7/1/2017	6/30/2020		\$ 46,817			N



Agency	Supplier	Contract #	Description	Begin Date	Expire Date	Contract Amount	General Fund Payments	Federal Fund Payments	Other Fund Payments	Competitive
DMHAS	MIDWESTERN CONNECTICUT COUNCIL OF	18MHA6045AA	Treatment Pathways Program	5/8/2018	8/31/2018	\$ 100,000		\$ 80,000		Y
DMHAS	MIDWESTERN CONNECTICUT COUNCIL OF	18MHA6051	STR Grant CBEMAT SFY 2017	10/1/2017	4/30/2018	\$ 60,000		\$ 60,000		Y
DMHAS	MULTILINGUAL REHABILITATION & ASSESSMENT	14MHA6010	MH General Psychiatric Intensive Rehab CVH	7/1/2014	6/30/2017	\$ 194,500	\$ 5,688			N
DMHAS	MULTILINGUAL REHABILITATION & ASSESSMENT	18MHA6035	CVH Multilingual Assessment	7/1/2017	6/30/2020	\$ 148,950	\$ 15,738			N
DMHAS	MY PEOPLE CLINICAL SERVICES LLC	18MHA2142	MHA14151 / SFY18 / Bridgewater House	7/1/2017	6/30/2018	\$ 1,796,923	\$ 326,062			N
DMHAS	MY PEOPLE CLINICAL SERVICES LLC	18MHA2142	MHA14152 / SFY18 / Composite House	7/1/2017	6/30/2018		\$ 570,437			N
DMHAS	MY PEOPLE CLINICAL SERVICES LLC	18MHA2142	MHA14153 / SFY18 / Standard House	7/1/2017	6/30/2018		\$ 900,424			N
DMHAS	MY SISTERS PLACE INC	18MHA2143	MHA14201 / SFY18 / Mary Seymour Place	7/1/2017	6/30/2020	\$ 5,060,803	\$ 263,985	\$ 12,349		N
DMHAS	MY SISTERS PLACE INC	18MHA2143	MHA14202 / SFY18 / Housing Coordination	7/1/2017	6/30/2020		\$ 158,683		\$ 11,160	N
DMHAS	MY SISTERS PLACE INC	18MHA2143	MHA14203 / SFY18 / Residential Support	7/1/2017	6/30/2020		\$ 136,006			N
DMHAS	MY SISTERS PLACE INC	18MHA2143	MHA14204 / SFY18 / Shelter Project	7/1/2017	6/30/2020		\$ 64,038			N
DMHAS	MY SISTERS PLACE INC	18MHA2143	MHA14205 / SFY18 / YAS Fiduciary	7/1/2017	6/30/2020		\$ 742,447			N
DMHAS	MY SISTERS PLACE INC	18MHA2143	MHA14208 / SFY18 / Sue Ann Shay Place	7/1/2017	6/30/2020		\$ 179,869		\$ 52,500	N
DMHAS	MY SISTERS PLACE INC	18MHA2143	MHA14210 / SFY18 / HAF	7/1/2017	6/30/2020		\$ 119,531			N
DMHAS	NAMI OF CONNECTICUT INC	18MHA2144	MHA14301\FY18\Family Support	7/1/2017	6/30/2020	\$ 848,953	\$ 217,125	\$ 67,098		N
DMHAS	NAMI OF CONNECTICUT INC	18MHA6039	STR Grant FAMGRPS FY 2018	9/1/2017	4/30/2019	\$ 16,000		\$ 16,000		Y
DMHAS	NATCHAUG HOSPITAL INC	18MHA2090	MHA14405 FY18 Intermediate Care	7/1/2017	6/30/2019	\$ 459,535	\$ 230,521			N
DMHAS	NATCHAUG HOSPITAL INC	18MHA2091	MHA14403 Acute Care Program (FFS) FY18	7/1/2017	6/30/2019	\$ 1,585,080	\$ 18,726			N
DMHAS	NATCHAUG HOSPITAL INC	18MHA2091	MHA14404 Inter-Care (FFS) FY18	7/1/2017	6/30/2019		\$ 499,373			N
DMHAS	NEW DAY HOME CARE INC	11MHA6028	MH Outpatient 3	11/1/2011	6/30/2018	\$ 166,916	\$ 4,112			N
DMHAS	NEW DAY HOME CARE INC	18MHA6025	Client companionship	7/1/2017	6/30/2018	\$ 49,380	\$ 36,662			N
DMHAS	NEW LONDON HOMELESS HOSPITALITY	18MHA2092	MHA14687 FY18 FUSE	7/1/2017	6/30/2020	\$ 475,412	\$ 99,450			N
DMHAS	NEW LONDON HOMELESS HOSPITALITY	18MHA2092	MHA14688 FY18 HUD BOS 193	7/1/2017	6/30/2020			\$ 43,410		N
DMHAS	NEW LONDON HOMELESS HOSPITALITY	18MHA2092	MHA14689 FY18 SOCIAL INNOVATION FUND	7/1/2017	6/30/2020		\$ 27,972			N
DMHAS	NEW REACH INC	17MHA2069	HUD Rapid Rehousing FFS FY17: MHA14603	7/1/2016	8/15/2017	\$ 127,380		\$ 29,406		N
DMHAS	NEW REACH INC	18MHA2068	MHA14601 / SFY18 / Pilots Program	7/1/2017	6/30/2018	\$ 1,161,125	\$ 336,049			N
DMHAS	NEW REACH INC	18MHA2068	MHA14602 / SFY18 / Martha's Place Shelter	7/1/2017	6/30/2018		\$ 85,355			N
DMHAS	NEW REACH INC	18MHA2068	MHA14603 / SFY18 / HUD Rapid Rehousing	7/1/2017	6/30/2018			\$ 58,325		N
DMHAS	NEW REACH INC	18MHA2068	MHA14604 / SFY18 / CABHI Supportive Housing (7/1/17-9/29/17)	7/1/2017	6/30/2018			\$ 113,856		N
DMHAS	NEW REACH INC	18MHA2068	MHA14609 / SFY18 / BOS 193	7/1/2017	6/30/2018			\$ 49,808		N
DMHAS	NEW REACH INC	18MHA2068	MHA14610 / SFY18 / Housing First SOAR	7/1/2017	6/30/2018		\$ 128,000			N
DMHAS	NEW REACH INC	18MHA2068	MHA14611 / SFY18 / CT Critical Time Intervention (7/1/17-9/29/17)	7/1/2017	6/30/2018			\$ 98,784		N
DMHAS	NEW REACH INC	18MHA2068	MHA14612 / SFY18 / Ferry Street	7/1/2017	6/30/2018		\$ 120,858			N
DMHAS	NEW REACH INC	18MHA2068	MHA14613 / SFY18 / Geller Commons	7/1/2017	6/30/2018		\$ 106,875			N
DMHAS	NEW REACH INC	18MHA2068	MHA14614 / SFY18 / Martha's Place Shelter	7/1/2017	6/30/2018		\$ 63,215			N
DMHAS	NEWTOWN YOUTH AND FAMILY SERVICES INC	16MHA2305	CSC Initiative FY18	7/1/2015	6/30/2020	\$ 485,625		\$ 95,625		Y
DMHAS	NORTHWEST CHARITIES INC	17MHA6004	YAS Residential Support Services	7/1/2016	6/30/2019	\$ 903,375	\$ 331,375			N
DMHAS	NORWALK HOSPITAL ASSOCIATION	18MHA2023	MHA15503: Psychiatric Outpatient Clinical SFY18	79 7/1/2017	6/30/2019	\$ 3,000,263	\$ 817,268			N



Agency	Supplier	Contract #	Description	Begin Date	Expire Date	Contract Amount	General Fund Payments	Federal Fund Payments	Other Fund Payments	Competitive
DMHAS	NORWALK HOSPITAL ASSOCIATION	18MHA2023	MHA15508: Community Support Recovery Pathways SFY18	7/1/2017	6/30/2019		\$ 687,782			N
DMHAS	OP HOPE OF FAIRFIELD INC	18MHA2024	MHA13401: Next Steps-Pilots SFY18	7/1/2017	6/30/2018	\$ 815,543	\$ 78,356			N
DMHAS	OP HOPE OF FAIRFIELD INC	18MHA2024	MHA15750: SAMHSA Apartments SFY18	7/1/2017	6/30/2018		\$ 260,865			N
DMHAS	OP HOPE OF FAIRFIELD INC	18MHA2024	MHA15751: Residential Support SFY18	7/1/2017	6/30/2018		\$ 125,507			N
DMHAS	OP HOPE OF FAIRFIELD INC	18MHA2024	MHA15752: Next Steps-City Trust SFY18	7/1/2017	6/30/2018		\$ 79,199			N
DMHAS	OP HOPE OF FAIRFIELD INC	18MHA2024	MHA15753: Next Steps-Jarvis Court SFY18	7/1/2017	6/30/2018		\$ 100,447			N
DMHAS	OP HOPE OF FAIRFIELD INC	18MHA2024	MHA15754: 570 State Street SFY18	7/1/2017	6/30/2018		\$ 71,719			N
DMHAS	OP HOPE OF FAIRFIELD INC	18MHA2024	MHA15755: SIF Supportive Housing SFY18	7/1/2017	6/30/2018		\$ 99,450			N
DMHAS	OPTIMUS HEALTH CARE INC	18MHA2025	MHA01701: Project Nueva Vida SFY18	7/1/2017	6/30/2019	\$ 324,075	\$ 32,958			N
DMHAS	OPTIMUS HEALTH CARE INC	18MHA2025	MHA15776: Latino Outreach SFY18	7/1/2017	6/30/2019		\$ 129,611			N
DMHAS	PACIFIC HOUSE INC	18MHA2032	MHA17901: Pacific House SFY18	7/1/2017	6/30/2018	\$ 433,629	\$ 99,792			N
DMHAS	PACIFIC HOUSE INC	18MHA2032	MHA17902: Rapid Rehousing SFY18	7/1/2017	6/30/2018		\$ 15,000	\$ 2,599		N
DMHAS	PACIFIC HOUSE INC	18MHA2032	MHA17903: Parkview South SFY18	7/1/2017	6/30/2018		\$ 209,897			N
DMHAS	PACIFIC HOUSE INC	18MHA2032	MHA17905: ODFC SFY18	7/1/2017	6/30/2018			\$ 106,341		N
DMHAS	PATHWAYS INC	18MHA2026	MHA15901: Davis Supervised Apartments SFY18	7/1/2017	6/30/2019	\$ 1,579,838	\$ 200,000			N
DMHAS	PATHWAYS INC	18MHA2026	MHA15902: Friendship Social Club SFY18	7/1/2017	6/30/2019		\$ 214,272			N
DMHAS	PATHWAYS INC	18MHA2026	MHA15904: Milbank Group Home SFY18	7/1/2017	6/30/2019		\$ 68,795			N
DMHAS	PATHWAYS INC	18MHA2026	MHA15905: Residential Support SFY18	7/1/2017	6/30/2019		\$ 205,352			N
DMHAS	PATHWAYS INC	18MHA2026	MHA15907: Pilots SFY18	7/1/2017	6/30/2019		\$ 104,090			N
DMHAS	PERCEPTION PROGRAMS INC	18MHA2094	MHA16001/FY18/CM Latino Outreach (SA)	7/1/2017	6/30/2019	\$ 2,064,314		\$ 41,867		N
DMHAS	PERCEPTION PROGRAMS INC	18MHA2094	MHA16002/FY18/Outpatient Danielson	7/1/2017	6/30/2019		\$ 89,496	\$ 88,676		N
DMHAS	PERCEPTION PROGRAMS INC	18MHA2094	MHA16003/FY18/Outpatient Willimantic	7/1/2017	6/30/2019		\$ 110,883	\$ 15,566		N
DMHAS	PERCEPTION PROGRAMS INC	18MHA2094	MHA16004/FY18/Perception House (DMHAS)	7/1/2017	6/30/2019		\$ 1,500	\$ 145,936		N
DMHAS	PERCEPTION PROGRAMS INC	18MHA2094	MHA16005/FY18/CM Shelter Outreach	7/1/2017	6/30/2019		\$ 100,040	\$ 6,725		N
DMHAS	PERCEPTION PROGRAMS INC	18MHA2094	MHA16007/FY18/CM Latino Outreach (MH)	7/1/2017	6/30/2019		\$ 43,212			N
DMHAS	PERCEPTION PROGRAMS INC	18MHA2094	MHA16008/FY18/PATH	7/1/2017	6/30/2019			\$ 53,275		N
DMHAS	PERCEPTION PROGRAMS INC	18MHA2094	MHA16009/FY18/Perception House (CSSD)	7/1/2017	6/30/2019		\$ 1,500		\$ 329,280	N
DMHAS	PERCEPTION PROGRAMS INC	18MHA2094	MHA16010/FY18/Intensive Outpatient Danielson	7/1/2017	6/30/2019		\$ 7,596			N
DMHAS	PERCEPTION PROGRAMS INC	18MHA2094	MHA16011/FY18/Intensive Outpatient Willimantic	7/1/2017	6/30/2019		\$ 3,549			N
DMHAS	POSITIVE DIRECTIONS	16MHA2311	CSC Initiative SFY18	1/1/2016	6/30/2020	\$ 435,625		\$ 95,625		Y
DMHAS	POSITIVE DIRECTIONS	18MHA2027	MHA16204: Substance Abuse Outpatient SFY18	7/1/2017	6/30/2019	\$ 114,859	\$ 57,618			N
DMHAS	PRIME TIME HOUSE	18MHA2173	MHA16301 Social Rehab-Torrington FY18	7/1/2017	6/30/2020	\$ 2,596,437	\$ 460,996			N
DMHAS	PRIME TIME HOUSE	18MHA2173	MHA16302 Vocational Rehab-Torrington FY18	7/1/2017	6/30/2020		\$ 408,271			N
DMHAS	PROSPECT WATERBURY INC	18MHA2177	MHA19903 FY18 Crisis Services	7/1/2017	6/30/2020	\$ 4,891,459	\$ 445,818	\$ 165,436		N
DMHAS	PROSPECT WATERBURY INC	18MHA2177	MHA19904 FY18 DBT Intensive Outpatient	7/1/2017	6/30/2020		\$ 10,025			N
DMHAS	PROSPECT WATERBURY INC	18MHA2177	MHA19905 FY18 Grandview Adult Outpatient	7/1/2017	6/30/2020		\$ 289,456			N
DMHAS	PROSPECT WATERBURY INC	18MHA2177	MHA19906 FY18 Crisis Respite	7/1/2017	6/30/2020		\$ 90,114			N
DMHAS	PROSPECT WATERBURY INC	18MHA2177	MHA19907 FY18 Homeless Outreach	7/1/2017	6/30/2020		\$ 34,381	\$ 36,990		N
DMHAS	PROSPECT WATERBURY INC	18MHA2177	MHA19908 FY18 Outpatient Expansion Clinic	7/1/2017	6/30/2020		\$ 143,895			N
DMHAS	RECOVERY NETWORK OF PROGRAMS INC	17MHA6016	Problem Gambling Services	7/1/2016	8/31/2017	\$ 60,300			\$ 60,300	N
DMHAS	RECOVERY NETWORK OF PROGRAMS INC	18MHA2028	MHA16901: HIV/AIDS SFY18	7/1/2017	6/30/2018	\$ 3,371,039		\$ 73,001		N
DMHAS	RECOVERY NETWORK OF PROGRAMS INC	18MHA2028	MHA16902: Center for Human Services SFY18	7/1/2017	6/30/2018			\$ 15,856		N



Agency	Supplier	Contract #	Description	Begin Date	Expire Date	Contract Amount	General Fund Payments	Federal Fund Payments	Other Fund Payments	Competitive
DMHAS	RECOVERY NETWORK OF PROGRAMS INC	18MHA2028	MHA16903: Horizons SFY18	7/1/2017	6/30/2018		\$ 317,934	\$ 170,489		N
DMHAS	RECOVERY NETWORK OF PROGRAMS INC	18MHA2028	MHA16905: Kinsella Treatment Center SFY18	7/1/2017	6/30/2018			\$ 12,413		N
DMHAS	RECOVERY NETWORK OF PROGRAMS INC	18MHA2028	MHA16908: Prospect House SFY18	7/1/2017	6/30/2018		\$ 336,647	\$ 235,635		N
DMHAS	RECOVERY NETWORK OF PROGRAMS INC	18MHA2028	MHA16909: Recovery Counseling Services SFY18	7/1/2017	6/30/2018		\$ 40,346	\$ 354,247		N
DMHAS	RECOVERY NETWORK OF PROGRAMS INC	18MHA2028	MHA16910: Recovery Empowerment Counseling Center SFY18	7/1/2017	6/30/2018		\$ 17,079			N
DMHAS	RECOVERY NETWORK OF PROGRAMS INC	18MHA2028	MHA16913: Urban Model (Supportive) SFY18	7/1/2017	6/30/2018		\$ 277,101			N
DMHAS	RECOVERY NETWORK OF PROGRAMS INC	18MHA2028	MHA16914: Supervised Apartment Program SFY18	7/1/2017	6/30/2018		\$ 66,937			N
DMHAS	RECOVERY NETWORK OF PROGRAMS INC	18MHA2028	MHA16916: Iranistan House SFY18	7/1/2017	6/30/2018		\$ 172,770			N
DMHAS	RECOVERY NETWORK OF PROGRAMS INC	18MHA2028	MHA16918: Urban Model (Transitional) SFY18	7/1/2017	6/30/2018		\$ 116,074			N
DMHAS	RECOVERY NETWORK OF PROGRAMS INC	18MHA2028	MHA16919: Offender Re-Entry Program SFY18	7/1/2017	6/30/2018		\$ 38,633			N
DMHAS	RECOVERY NETWORK OF PROGRAMS INC	18MHA2028	MHA16920: New Prospects SFY18	7/1/2017	6/30/2018		\$ 287,202			N
DMHAS	RECOVERY NETWORK OF PROGRAMS INC	18MHA2028	MHA16922: Tina Klem Serenity House SFY18	7/1/2017	6/30/2018		\$ 262,969			N
DMHAS	RECOVERY NETWORK OF PROGRAMS INC	18MHA2028	MHA16926: Supported Apartment Program SFY18	7/1/2017	6/30/2018		\$ 575,706			N
DMHAS	RELIANCE HEALTH INC	18MHA2095	MHA17401 Bridge & Residential FY18	7/1/2017	6/30/2020	\$ 30,805,622	\$ 722,533			N
DMHAS	RELIANCE HEALTH INC	18MHA2095	MHA17402 Bozrah House FY18	7/1/2017	6/30/2020		\$ 743,384			N
DMHAS	RELIANCE HEALTH INC	18MHA2095	MHA17403 CSP Pathway FY18	7/1/2017	6/30/2020		\$ 1,253,350			N
DMHAS	RELIANCE HEALTH INC	18MHA2095	MHA17405 Outreach to Homeless FY18	7/1/2017	6/30/2020		\$ 198,507	\$ 70,000		N
DMHAS	RELIANCE HEALTH INC	18MHA2095	MHA17406 Respite Apartment FY18	7/1/2017	6/30/2020		\$ 97,140			N
DMHAS	RELIANCE HEALTH INC	18MHA2095	MHA17407 Community Apartments FY18	7/1/2017	6/30/2020		\$ 686,858			N
DMHAS	RELIANCE HEALTH INC	18MHA2095	MHA17409 Teamworks FY18	7/1/2017	6/30/2020		\$ 360,886			N
DMHAS	RELIANCE HEALTH INC	18MHA2095	MHA17411 Career Services FY18	7/1/2017	6/30/2020		\$ 440,968			N
DMHAS	RELIANCE HEALTH INC	18MHA2095	MHA17412 Supportive Education FY18	7/1/2017	6/30/2020		\$ 128,656			N
DMHAS	RELIANCE HEALTH INC	18MHA2095	MHA17413 Housing Service Community FY18	7/1/2017	6/30/2020		\$ 146,644			N
DMHAS	RELIANCE HEALTH INC	18MHA2095	MHA17414 Penabscot Place FY18	7/1/2017	6/30/2020		\$ 125,609			N
DMHAS	RELIANCE HEALTH INC	18MHA2095	MHA17415 Pilot Supportive Housing FY18	7/1/2017	6/30/2020		\$ 140,926			N
DMHAS	RELIANCE HEALTH INC	18MHA2095	MHA17416 Transportation FY18	7/1/2017	6/30/2020		\$ 155,573			N
DMHAS	RELIANCE HEALTH INC	18MHA2095	MHA17417 Montville House FY18	7/1/2017	6/30/2020		\$ 692,189			N
DMHAS	RELIANCE HEALTH INC	18MHA2095	MHA17418 Transitional Living Community FY18	7/1/2017	6/30/2020		\$ 867,191			N
DMHAS	RELIANCE HEALTH INC	18MHA2095	MHA17420 Individual Supports FY18	7/1/2017	6/30/2020		\$ 26,513			N
DMHAS	RELIANCE HEALTH INC	18MHA2095	MHA17421 Next Step Support FY18	7/1/2017	6/30/2020		\$ 257,608			N
DMHAS	RELIANCE HEALTH INC	18MHA2095	MHA17422 Young Adult Residential FY18	7/1/2017	6/30/2020		\$ 650,492			N
DMHAS	RELIANCE HEALTH INC	18MHA2095	MHA17423 Doreen's Place FY18	7/1/2017	6/30/2020		\$ 772,928			N
DMHAS	RELIANCE HEALTH INC	18MHA2095	MHA17426 CT Collaboration Reentry FY18	7/1/2017	6/30/2020		\$ 83,879			N
DMHAS	RELIANCE HEALTH INC	18MHA2095	MHA17427 Lifeskills Education & Advancement FY18	7/1/2017	6/30/2020		\$ 722,467			N
DMHAS	RELIANCE HEALTH INC	18MHA2095	MHA17428 Pilots Development FY18	7/1/2017	6/30/2020		\$ 39,935			N
DMHAS	RELIANCE HEALTH INC	18MHA2095	MHA17429 Next Step Legion FY18	7/1/2017	6/30/2020		\$ 135,804			N
DMHAS	RELIANCE HEALTH INC	18MHA2095	MHA17431 Joe's Place FY18	7/1/2017	6/30/2020		\$ 680,000			N
DMHAS	RELIANCE HEALTH INC	18MHA2095	MHA17434 CABHI Critical Time Intervention FY18	7/1/2017	6/30/2020			\$ 123,900		N
DMHAS	RELIANCE HEALTH INC	18MHA2095	MHA17436 HAF FY18	7/1/2017	6/30/2020		\$ 5,000			N
DMHAS	RELIANCE HEALTH INC	18MHA2095	MHA17437 PATH Outreach FY18	7/1/2017	6/30/2020		\$ 70,000			N



Agency	Supplier	Contract #	Description	Begin Date	Expire Date	Contract Amount	General Fund Payments	Federal Fund Payments	Other Fund Payments	Competitive
DMHAS	RUSHFORD CENTER INC	16MHA2309	MHA17518 / SFY18 / CSC Initiative	7/1/2015	6/30/2020	\$ 485,625		\$ 95,625		Y
DMHAS	RUSHFORD CENTER INC	17MHA2071	Shelter Plus Care (FFS) SFY17 MHA13612	7/1/2016	6/30/2017	\$ 41,000		\$ 5,887		N
DMHAS	RUSHFORD CENTER INC	18MHA2070	MHA13601 / SFY18 / Career Development Services	7/1/2017	6/30/2020	\$ 28,176,364	\$ 347,701			N
DMHAS	RUSHFORD CENTER INC	18MHA2070	MHA13605 / SFY18 / Friendship Club	7/1/2017	6/30/2020		\$ 476,331			N
DMHAS	RUSHFORD CENTER INC	18MHA2070	MHA13606 / SFY18 / Homeless Case Management	7/1/2017	6/30/2020		\$ 149,949			N
DMHAS	RUSHFORD CENTER INC	18MHA2070	MHA13607 / SFY18 / CSP Recover Program	7/1/2017	6/30/2020		\$ 1,793,934			N
DMHAS	RUSHFORD CENTER INC	18MHA2070	MHA13608 / SFY18 / Court Diversion Program	7/1/2017	6/30/2020		\$ 222,163			N
DMHAS	RUSHFORD CENTER INC	18MHA2070	MHA13610 / SFY18 / Meriden Independent Living	7/1/2017	6/30/2020		\$ 1,055,418			N
DMHAS	RUSHFORD CENTER INC	18MHA2070	MHA13611 / SFY18 / Pilots/Shelter Programs	7/1/2017	6/30/2020		\$ 293,339			N
DMHAS	RUSHFORD CENTER INC	18MHA2070	MHA13613 / SFY18 / MISA OP/Outpatient	7/1/2017	6/30/2020		\$ 186,401	\$ 32,981		N
DMHAS	RUSHFORD CENTER INC	18MHA2070	MHA13614 / SFY18 / Latino Clinical/Access Program	7/1/2017	6/30/2020		\$ 861,266			N
DMHAS	RUSHFORD CENTER INC	18MHA2070	MHA13615 / SFY18 / Crisis Respite Program	7/1/2017	6/30/2020		\$ 577,624	\$ 480,715		N
DMHAS	RUSHFORD CENTER INC	18MHA2070	MHA13616 / SFY18 / ABI Case Management	7/1/2017	6/30/2020		\$ 160,272			N
DMHAS	RUSHFORD CENTER INC	18MHA2070	MHA13618 / SFY18 / HAF	7/1/2017	6/30/2020		\$ 20,000			N
DMHAS	RUSHFORD CENTER INC	18MHA2070	MHA17502 / SFY18 / MISA Case Management	7/1/2017	6/30/2020		\$ 105,418	\$ 31,933		N
DMHAS	RUSHFORD CENTER INC	18MHA2070	MHA17507 / SFY18 / Residential Long Term Treatment	7/1/2017	6/30/2020		\$ 287,613			N
DMHAS	RUSHFORD CENTER INC	18MHA2070	MHA17508 / SFY18 / Residential Intensive Treatment	7/1/2017	6/30/2020		\$ 145,939			N
DMHAS	RUSHFORD CENTER INC	18MHA2070	MHA17509 / SFY18 / Residential Detox Services	7/1/2017	6/30/2020		\$ 239,546	\$ 49,392		N
DMHAS	RUSHFORD CENTER INC	18MHA2070	MHA17510 / SFY18 / Seniors	7/1/2017	6/30/2020		\$ 31,698	\$ 26,713		N
DMHAS	RUSHFORD CENTER INC	18MHA2070	MHA17516 / SFY18 / Camp Street Transitional Living	7/1/2017	6/30/2020		\$ 694,621			N
DMHAS	RUSHFORD CENTER INC	18MHA2070	MHA17517 / SFY18 / Behavioral Health Homes	7/1/2017	6/30/2020		\$ 549,838			N
DMHAS	RUSHFORD CENTER INC	18MHA2070	MHA17519 / SFY18 / YAS Supervised Housing	7/1/2017	6/30/2020		\$ 263,701			N
DMHAS	RUSHFORD CENTER INC	18MHA2070	MHA17520 / SFY18 / Parker North	7/1/2017	6/30/2020		\$ 370,880			N
DMHAS	RUSHFORD CENTER INC	18MHA2071	MHA13617 FY18 Shelter Plus Care	7/1/2017	6/30/2020	\$ 123,000		\$ 32,599		N
DMHAS	SAFE FUTURES INC	18MHA2096	MHA20051 Next Step Scattered Sites FY18	7/1/2017	6/30/2020	\$ 187,199	\$ 62,673			N
DMHAS	SECURE CARE OPTIONS LLC	13MHA2271AA	MH Special Inpatient Services FY17	5/1/2013	6/30/2018	\$ 6,133,020	\$ 107,092			Y
DMHAS	SECURE CARE OPTIONS LLC	18MHA6006	60 West Nursing Facility	7/1/2017	6/30/2018	\$ 1,512,953	\$ 374,760		\$ 870,000	N
DMHAS	SOUND COMMUNITY SERVICES INC	18MHA2097	MHA09001/FY18/Community Support Recovery Pathway Program	7/1/2017	6/30/2018	\$ 8,423,553	\$ 912,935			N
DMHAS	SOUND COMMUNITY SERVICES INC	18MHA2097	MHA09003/FY18/Housing Developer	7/1/2017	6/30/2018		\$ 94,013			N
DMHAS	SOUND COMMUNITY SERVICES INC	18MHA2097	MHA09004/FY18/Modified Intensive Rehab	7/1/2017	6/30/2018		\$ 12,222			N
DMHAS	SOUND COMMUNITY SERVICES INC	18MHA2097	MHA09005/FY18/Supervised Apartment	7/1/2017	6/30/2018		\$ 828,216			N
DMHAS	SOUND COMMUNITY SERVICES INC	18MHA2097	MHA09006/FY18/Oasis Center	7/1/2017	6/30/2018		\$ 498,339			N
DMHAS	SOUND COMMUNITY SERVICES INC	18MHA2097	MHA09007/FY18/Bent Crandall Residential	7/1/2017	6/30/2018		\$ 718,369			N
DMHAS	SOUND COMMUNITY SERVICES INC	18MHA2097	MHA09008/FY18/Employment Services	7/1/2017	6/30/2018		\$ 300,483			N



Agency	Supplier	Contract #	Description	Begin Date	Expire Date	Contract Amount	General Fund Payments	Federal Fund Payments	Other Fund Payments	Competitive
DMHAS	SOUND COMMUNITY SERVICES INC	18MHA2097	MHA09010/FY18/Next Step	7/1/2017	6/30/2018		\$ 96,867			N
DMHAS	SOUND COMMUNITY SERVICES INC	18MHA2097	MHA09011/FY18/PILOTS/PILOTS CIL	7/1/2017	6/30/2018		\$ 286,797			N
DMHAS	SOUND COMMUNITY SERVICES INC	18MHA2097	MHA09012/FY18/YAS Shaw Street	7/1/2017	6/30/2018		\$ 511,780			N
DMHAS	SOUND COMMUNITY SERVICES INC	18MHA2097	MHA09014/FY18/YAS Rite of Passage	7/1/2017	6/30/2018		\$ 820,715			N
DMHAS	SOUND COMMUNITY SERVICES INC	18MHA2097	MHA09015/FY18/Young Adult Services Access Center	7/1/2017	6/30/2018		\$ 523,398			N
DMHAS	SOUND COMMUNITY SERVICES INC	18MHA2097	MHA09017/FY18/Behavioral Health Homes	7/1/2017	6/30/2018		\$ 484,718			N
DMHAS	SOUND COMMUNITY SERVICES INC	18MHA2097	MHA09020/FY18/ YAS Fiduciary	7/1/2017	6/30/2018		\$ 426,673			N
DMHAS	SOUND COMMUNITY SERVICES INC	18MHA2097	MHA11701/FY18/Michael Kerr Respite Program	7/1/2017	6/30/2018		\$ 263,981	\$ 178,674		N
DMHAS	SOUND COMMUNITY SERVICES INC	18MHA2097	MHA11702/FY18/Standard Outpatient	7/1/2017	6/30/2018		\$ 1,164,047			N
DMHAS	SOUND COMMUNITY SERVICES INC	18MHA2097	MHA11703/FY18/Norwich Standard OP	7/1/2017	6/30/2018		\$ 301,326			N
DMHAS	SOUND COMMUNITY SERVICES INC	18MHA6040	STR Grant - FAMGRPS FY 18	9/1/2017	4/30/2018	\$ 16,000		\$ 16,000		Y
DMHAS	SOUND COMMUNITY SERVICES INC	18MHA6065	Opioid Education and Family Support Services	5/1/2018	4/30/2019	\$ 16,000		\$ 8,000		Y
DMHAS	SOUTH CENTRAL CT SUBSTANCE ABUSE	13MHA6017	Outpatient - Gambling FY17	7/1/2013	6/30/2017	\$ 326,900			\$ 29,500	N
DMHAS	SOUTH CENTRAL CT SUBSTANCE ABUSE	18MHA6013	Problem Gambling Youth Skill Building	7/1/2017	1/31/2018	\$ 87,350			\$ 51,450	N
DMHAS	SOUTHEASTERN REGIONAL ACTION COUNCIL	13MHA6062	Outpatient-Gambling FY17	7/1/2013	8/31/2017	\$ 215,100			\$ 37,000	N
DMHAS	SOUTHEASTERN REGIONAL ACTION COUNCIL	18MHA6014	Problem Gambling Services	7/1/2017	1/31/2018	\$ 31,775			\$ 31,775	N
DMHAS	SPECTRUM PSYCHIATRIC GROUP P C	17MHA6009	17MHA6009	7/1/2016	6/30/2018	\$ 38,400	\$ 1,900			N
DMHAS	SPURWINK	12MHA6004AA	Young Adult Services FY16-FY17	9/1/2012	6/30/2018	\$ 1,424,027	\$ 132,790			N
DMHAS	SPURWINK	12MHA6004AA	Young Adult Services FY18	9/1/2012	6/30/2018		\$ 92,742			N
DMHAS	ST MARY'S HOSPITAL CORP	18MHA2174	MHA18301 FY18 Outpatient Clinical	7/1/2017	6/30/2019	\$ 315,103	\$ 158,068			N
DMHAS	ST VINCENT DEPAUL MISSION OF WATERBURY	18MHA2176	MHA18501 FY18 Casa de Rosa	6/1/2017	6/30/2018	\$ 1,023,811	\$ 62,885			N
DMHAS	ST VINCENT DEPAUL MISSION OF WATERBURY	18MHA2176	MHA18502 FY18 Cornerstone	6/1/2017	6/30/2018		\$ 238,650			N
DMHAS	ST VINCENT DEPAUL MISSION OF WATERBURY	18MHA2176	MHA18504 FY18 Society of Support	6/1/2017	6/30/2018		\$ 44,189			N
DMHAS	ST VINCENT DEPAUL PL MIDDLETOWN	18MHA2073	MHA18401 / SFY18 / Liberty Commons	7/1/2017	6/30/2019	\$ 730,857	\$ 148,324	\$ 32,471		N
DMHAS	ST VINCENT DEPAUL PL MIDDLETOWN	18MHA2073	MHA18402 / SFY18 / Next Steps Scattered Site	7/1/2017	6/30/2019		\$ 185,832			N
DMHAS	ST VINCENT MEDICAL CENTER FOUNDATION	18MHA2035	MHA09601: Housing Supports SFY18	7/1/2017	6/30/2019	\$ 2,707,896	\$ 496,515			N
DMHAS	ST VINCENT MEDICAL CENTER FOUNDATION	18MHA2035	MHA09602: Supportive Housing SFY18	7/1/2017	6/30/2019		\$ 312,265			N
DMHAS	ST VINCENT MEDICAL CENTER FOUNDATION	18MHA2035	MHA18552: Acute Care Intermediate SFY18	7/1/2017	6/30/2019		\$ 323,209			N
DMHAS	ST VINCENT'S MEDICAL CENTER	18MHA2035	MHA09601: Housing Supports SFY18	7/1/2017	6/30/2019		\$ 99,303			N
DMHAS	ST VINCENT'S MEDICAL CENTER	18MHA2035	MHA09602: Supportive Housing SFY18	7/1/2017	6/30/2019		\$ 62,453			N



Agency	Supplier	Contract #	Description	Begin Date	Expire Date	Contract Amount	General Fund Payments	Federal Fund Payments	Other Fund Payments	Competitive
DMHAS	ST VINCENT'S MEDICAL CENTER	18MHA2035	MHA18552: Acute Care Intermediate SFY18	7/1/2017	6/30/2019	\$ 2,707,896	\$ 64,642			N
DMHAS	SUPPORTIVE ENVIRO LIVING FACILITY INC	18MHA2175	MHA17802 Geriatric Supervised Apartments FY18	7/1/2017	6/30/2019	\$ 2,758,928	\$ 690,428			N
DMHAS	SUPPORTIVE ENVIRO LIVING FACILITY INC	18MHA2175	MHA17803 Residential Support FY18	7/1/2017	6/30/2019		\$ 267,444			N
DMHAS	SUPPORTIVE ENVIRO LIVING FACILITY INC	18MHA2175	MHA17804 Supervised Apartment Program FY18	7/1/2017	6/30/2019		\$ 426,115			N
DMHAS	THAMES RIVER COMMUNITY SERVICE INC	18MHA2100	MHA18951 Thames River Supportive Housing FY18	7/1/2017	6/30/2020	\$ 337,533	\$ 113,003			N
DMHAS	THE ACCESS AGENCY INC	18MHA2077	MHA00151,Next Step Supportive Housing, FY18	7/1/2017	6/30/2018	\$ 37,803	\$ 37,803			N
DMHAS	THE COMMUNITY FUND OF DARIEN	16MHA2298	Connecticut Strategic Prevention Framework Coalitions Initiative SFY18	7/1/2015	6/30/2020	\$ 485,625		\$ 95,625		Y
DMHAS	THE CONNECTION INC	16MHA2307	MHA05303 / SFY18 / BETTOR CHOICE - AS-Gambling Outpatient.	10/1/2015	6/30/2020	\$ 2,004,470			\$ 409,967	Y
DMHAS	THE CONNECTION INC	16MHA6006	Outpatient Sex Offender Treatment (CVH)	7/1/2015	6/30/2017	\$ 18,000	\$ 5,700			N
DMHAS	THE CONNECTION INC	17MHA2030	Pre-Trial DUI Alcohol Education (FFS)	7/1/2016	12/31/2017	\$ 1,451,250			\$ 295,374	N
DMHAS	THE CONNECTION INC	17MHA2030	Pre-Trial DUI Drug Education (FFS)	7/1/2016	12/31/2017				\$ 232,123	N
DMHAS	THE CONNECTION INC	17MHA2050	Pendleton House (FFS) SFY17: MHA00510	7/1/2016	6/30/2017	\$ 237,344		\$ 39,554		N
DMHAS	THE CONNECTION INC	18MHA2030	MHA00502/Pre-Trial DUI Alcohol Ed. (FFS)/FY18	1/1/2018	12/31/2018	\$ 388,716	\$ 20,055		\$ 127,124	Y
DMHAS	THE CONNECTION INC	18MHA2030	MHA00516/Pre-Trial DUI Drug Ed. (FFS)/FY18	1/1/2018	12/31/2018		\$ 5,133		\$ 33,313	Y
DMHAS	THE CONNECTION INC	18MHA2049	MHA00503 / SFY18 / Cornerstone	7/1/2017	6/30/2019	\$ 15,302,776	\$ 115,908			N
DMHAS	THE CONNECTION INC	18MHA2049	MHA00505 / SFY18 / Norton Court	7/1/2017	6/30/2019		\$ 244,118			N
DMHAS	THE CONNECTION INC	18MHA2049	MHA00506 / SFY18 / Outpatient Clinic	7/1/2017	6/30/2019		\$ 43,776			N
DMHAS	THE CONNECTION INC	18MHA2049	MHA00507 / SFY18 / Homeless Outreach	7/1/2017	6/30/2019		\$ 174,343			N
DMHAS	THE CONNECTION INC	18MHA2049	MHA00509 / SFY18 / Park Street Residence	7/1/2017	6/30/2019		\$ 437,080			N
DMHAS	THE CONNECTION INC	18MHA2049	MHA00510 / SFY18 / Pendleton House	7/1/2017	6/30/2019		\$ 173,472	\$ 192,344		N
DMHAS	THE CONNECTION INC	18MHA2049	MHA00511 / SFY18 / Ruoppolo Manor	7/1/2017	6/30/2019		\$ 159,737			N
DMHAS	THE CONNECTION INC	18MHA2049	MHA00512 / SFY18 / Park Street Inn	7/1/2017	6/30/2019		\$ 1,311,569			N
DMHAS	THE CONNECTION INC	18MHA2049	MHA00513 / SFY18 / Outpatient Clinic Expansion	7/1/2017	6/30/2019		\$ 132,342			N
DMHAS	THE CONNECTION INC	18MHA2049	MHA00514 / SFY18 / Robert T. Wolfe	7/1/2017	6/30/2019		\$ 111,013			N
DMHAS	THE CONNECTION INC	18MHA2049	MHA00515 / SFY18 / West Village	7/1/2017	6/30/2019		\$ 339,932			N
DMHAS	THE CONNECTION INC	18MHA2049	MHA05304 / SFY18 / Connection House	7/1/2017	6/30/2019		\$ 123,060	\$ 70,061		N
DMHAS	THE CONNECTION INC	18MHA2049	MHA05305 / SFY18 / Connection Counseling Center (Middletown)	7/1/2017	6/30/2019		\$ 40,371	\$ 24,115		N
DMHAS	THE CONNECTION INC	18MHA2049	MHA05306 / SFY18 / Infectious Disease	7/1/2017	6/30/2019			\$ 16,345		N
DMHAS	THE CONNECTION INC	18MHA2049	MHA05307 / SFY18 / Mother's Retreat	7/1/2017	6/30/2019		\$ 156,855	\$ 330,305		N
DMHAS	THE CONNECTION INC	18MHA2049	MHA05308 / SFY18 / Middletown PILOTS	7/1/2017	6/30/2019		\$ 143,133			N
DMHAS	THE CONNECTION INC	18MHA2049	MHA05310 / SFY18 / Recovery House	7/1/2017	6/30/2019		\$ 650,183			N
DMHAS	THE CONNECTION INC	18MHA2049	MHA05311 / SFY18 / Connecticut Counseling Center (Old Saybrook)	7/1/2017	6/30/2019		\$ 13,319			N
DMHAS	THE CONNECTION INC	18MHA2049	MHA05312 / SFY18 / Hallie House	7/1/2017	6/30/2019		\$ 158,358	\$ 315,675		N
DMHAS	THE CONNECTION INC	18MHA2049	MHA05313 / SFY18 / Women's Recovery Support	7/1/2017	6/30/2019		\$ 8,433	\$ 372,066		N
DMHAS	THE CONNECTION INC	18MHA2049	MHA05314 / SFY18 / Connection Counseling Center (Groton)	7/1/2017	6/30/2019			\$ 72,057		N
DMHAS	THE CONNECTION INC	18MHA2049	MHA05317 / SFY18 / Eddy Shelter	7/1/2017	6/30/2019		\$ 53,345			N
DMHAS	THE CONNECTION INC	18MHA2049	MHA05318 / SFY18 / CREST Day Reporting center	7/1/2017	6/30/2019		\$ 561,594			N
DMHAS	THE CONNECTION INC	18MHA2049	MHA05319 / SFY18 / Sierra Center	7/1/2017	6/30/2019		\$ 443,562			N
DMHAS	THE CONNECTION INC	18MHA2049	MHA05322 / SFY18 / Jefferson Commons	7/1/2017	6/30/2019		\$ 59,686			N



Agency	Supplier	Contract #	Description	Begin Date	Expire Date	Contract Amount	General Fund Payments	Federal Fund Payments	Other Fund Payments	Competitive
DMHAS	THE CONNECTION INC	18MHA2049	MHA05323 / SFY18 / Logano Place	7/1/2017	6/30/2019		\$ 113,436			N
DMHAS	THE CONNECTION INC	18MHA2049	MHA05324 / SFY18 / Milestone	7/1/2017	6/30/2019		\$ 90,489			N
DMHAS	THE CONNECTION INC	18MHA2049	MHA05325 / SFY18 / Groton Pilots	7/1/2017	6/30/2019		\$ 163,441			N
DMHAS	THE CONNECTION INC	18MHA2049	MHA05327 / SFY18 / Middlesex Next Steps	7/1/2017	6/30/2019		\$ 200,041			N
DMHAS	THE CONNECTION INC	18MHA2049	MHA05328 / SFY18 / Litchfield Next Steps	7/1/2017	6/30/2019		\$ 89,892			N
DMHAS	THE CONNECTION INC	18MHA6023	PSRB Sex Offender Evaluations	7/1/2017	6/30/2019	\$ 18,000	\$ 2,550			N
DMHAS	THE CONSULTATION CENTER INC	15MHA2310AA	Prevention - CSC FY2018	7/1/2015	6/30/2020	\$ 485,625		\$ 95,625		Y
DMHAS	THE CONSULTATION CENTER INC	18MHA2051	MHA04102\Riverside Education Academy\FY18	7/1/2017	6/30/2019	\$ 310,073	\$ 155,545			N
DMHAS	THE HARTFORD DISPENSARY INC	18MHA2130	MHA10001: HIV Component SFY18	7/1/2017	6/30/2019	\$ 800,182		\$ 121,021		N
DMHAS	THE HARTFORD DISPENSARY INC	18MHA2130	MHA10002: Bristol Clinic SFY18	7/1/2017	6/30/2019			\$ 8,422		N
DMHAS	THE HARTFORD DISPENSARY INC	18MHA2130	MHA10003: Case Management SFY18	7/1/2017	6/30/2019		\$ 118,385			N
DMHAS	THE HARTFORD DISPENSARY INC	18MHA2130	MHA10004: Doctor's Clinic SFY18	7/1/2017	6/30/2019		\$ 1,225			N
DMHAS	THE HARTFORD DISPENSARY INC	18MHA2130	MHA10006: Henderson Johnson Clinic SFY18	7/1/2017	6/30/2019			\$ 74,239		N
DMHAS	THE HARTFORD DISPENSARY INC	18MHA2130	MHA10007: New Britain Clinic SFY18	7/1/2017	6/30/2019		\$ 1,092			N
DMHAS	THE HARTFORD DISPENSARY INC	18MHA2130	MHA10008: New London Clinic SFY18	7/1/2017	6/30/2019			\$ 11,264		N
DMHAS	THE HARTFORD DISPENSARY INC	18MHA2130	MHA10009: Norwich Clinic SFY18	7/1/2017	6/30/2019			\$ 800		N
DMHAS	THE HARTFORD DISPENSARY INC	18MHA2130	MHA10011: Willimantic Clinic SFY18	7/1/2017	6/30/2019			\$ 29,399		N
DMHAS	THE HARTFORD DISPENSARY INC	18MHA2130	MHA10012: Manchester Clinic SFY18	7/1/2017	6/30/2019		\$ 4,739			N
DMHAS	THE HARTFORD DISPENSARY INC	18MHA2130	MHA10013: Torrington Clinic SFY18	7/1/2017	6/30/2019			\$ 36,642		N
DMHAS	THE KENNEDY CENTER INC	18MHA2016	MHA12101: Peer to Peer SFY18	7/1/2017	6/30/2018	\$ 439,855		\$ 27,196		N
DMHAS	THE KENNEDY CENTER INC	18MHA2016	MHA12103: Work Services SFY18	7/1/2017	6/30/2018		\$ 412,659			N
DMHAS	THE KENNEDY CENTER INC	18MHA2168	MHA12105 Employment Services FY18	7/1/2017	6/30/2020	\$ 735,644	\$ 246,288			N
DMHAS	THE SALVATION ARMY	18MHA2146	MHA17601 / SFY18 / Rapid Rehousing	7/1/2017	6/30/2019	\$ 74,350		\$ 37,175		N
DMHAS	THE SOUTHEASTERN COUNCIL ON ALCOHOLISM	17MHA2053	Pre-Trial DUI Alcohol Education (FFS) FY17: MHA18112	7/1/2016	12/31/2017	\$ 169,191			\$ 7,751	N
DMHAS	THE SOUTHEASTERN COUNCIL ON ALCOHOLISM	17MHA2053	Pre-Trial DUI Alcohol Education (FFS) FY18: MHA18112	7/1/2016	12/31/2017				\$ 46,099	N
DMHAS	THE SOUTHEASTERN COUNCIL ON ALCOHOLISM	17MHA2053	Pre-Trial DUI Drug Education (FFS) FY17: MHA18113	7/1/2016	12/31/2017				\$ 2,734	N
DMHAS	THE SOUTHEASTERN COUNCIL ON ALCOHOLISM	17MHA2053	Pre-Trial DUI Drug Education (FFS) FY18: MHA18113	7/1/2016	12/31/2017				\$ 3,045	N
DMHAS	THE SOUTHEASTERN COUNCIL ON ALCOHOLISM	18MHA2053	MHA18112\Pre-Trial DUI Drug Ed (FFS)\FY18	1/1/2018	6/30/2021	\$ 1,069,160	\$ 8,903		\$ 6,070	Y
DMHAS	THE SOUTHEASTERN COUNCIL ON ALCOHOLISM	18MHA2053	MHA18112\Pre-Trial DUI Alcohol Ed. (FFS)\FY18	1/1/2018	6/30/2021		\$ 32,840		\$ 29,773	Y
DMHAS	THE SOUTHEASTERN COUNCIL ON ALCOHOLISM	18MHA2098	MHA18101/FY18/Acute Care & Evaluation	7/1/2017	6/30/2018	\$ 2,021,500	\$ 281,311	\$ 72,459		N
DMHAS	THE SOUTHEASTERN COUNCIL ON ALCOHOLISM	18MHA2098	MHA18102/FY18/Bank Street	7/1/2017	6/30/2018			\$ 14,666		N
DMHAS	THE SOUTHEASTERN COUNCIL ON ALCOHOLISM	18MHA2098	MHA18103/FY18/Coit Street	7/1/2017	6/30/2018			\$ 12,589		N
DMHAS	THE SOUTHEASTERN COUNCIL ON ALCOHOLISM	18MHA2098	MHA18104/FY18/Main Street	85 7/1/2017	6/30/2018			\$ 10,690		N



Agency	Supplier	Contract #	Description	Begin Date	Expire Date	Contract Amount	General Fund Payments	Federal Fund Payments	Other Fund Payments	Competitive
DMHAS	THE SOUTHEASTERN COUNCIL ON ALCOHOLISM	18MHA2098	MHA18109/FY18/Lebanon Pines (DMHAS)	7/1/2017	6/30/2018		\$ 821,323	\$ 96,765		N
DMHAS	THE SOUTHEASTERN COUNCIL ON ALCOHOLISM	18MHA2098	MHA18110/FY18/Norwich Outpatient	7/1/2017	6/30/2018			\$ 15,608		N
DMHAS	THE SOUTHEASTERN COUNCIL ON ALCOHOLISM	18MHA2098	MHA18111/FY18/Senior Services	7/1/2017	6/30/2018			\$ 51,274		N
DMHAS	THE SOUTHEASTERN COUNCIL ON ALCOHOLISM	18MHA2098	MHA18114/FY18/Post-Pre Release TCM	7/1/2017	6/30/2018		\$ 201,955			N
DMHAS	THE SOUTHEASTERN COUNCIL ON ALCOHOLISM	18MHA2098	MHA18116/FY18/Lebanon Pines (CSSD)	7/1/2017	6/30/2018				\$ 402,992	N
DMHAS	THE SOUTHEASTERN COUNCIL ON ALCOHOLISM	18MHA2098	MHA18117/FY18/New London Outpatient	7/1/2017	6/30/2018			\$ 15,608		N
DMHAS	THE SOUTHEASTERN COUNCIL ON ALCOHOLISM	18MHA2098	MHA18118/FY18/New London Intensive Outpatient	7/1/2017	6/30/2018			\$ 12,130		N
DMHAS	THE SOUTHEASTERN COUNCIL ON ALCOHOLISM	18MHA2098	MHA18119/FY18/Norwich Intensive Outpatient	7/1/2017	6/30/2018			\$ 12,130		N
DMHAS	THE SOUTHEASTERN COUNCIL ON ALCOHOLISM	18MHA6046	Treatment Program Pathway SFY 2017	9/1/2017	4/30/2018	\$ 100,000		\$ 100,000		Y
DMHAS	THE ST VINCENT DEPAUL MISSION OF	18MHA2176	MHA18501 FY18 Casa de Rosa	6/1/2017	6/30/2018		\$ 108,443			N
DMHAS	THE ST VINCENT DEPAUL MISSION OF	18MHA2176	MHA18502 FY18 Cornerstone	6/1/2017	6/30/2018		\$ 476,981			N
DMHAS	THE ST VINCENT DEPAUL MISSION OF	18MHA2176	MHA18504 FY18 Society of Support	6/1/2017	6/30/2018		\$ 92,663			N
DMHAS	THE VILLAGE FOR FAMILIES & CHILDREN INC	18MHA6053	CBEMAT STR SFY2017	10/1/2017	4/30/2019	\$ 440,000		\$ 220,000		Y
DMHAS	TOTAL RENAL CARE OF NEW YORK INC	17MHA6001	Hemodialysis Therapy	7/1/2016	6/30/2019	\$ 1,749,359	\$ 123,373			N
DMHAS	TOWN OF CLINTON	16MHA2306	MHA03553 / SFY18 / CSC Initiative	7/1/2015	6/30/2020	\$ 485,625		\$ 95,625		Y
DMHAS	TOWN OF STAFFORD	18MHA2148	MHA19101 / SFY18 / Stafford Family Services	7/1/2017	6/30/2018	\$ 76,528	\$ 56,179	\$ 20,349		N
DMHAS	TRIANGLE COMMUNITY CENTER INC	17MHA2182	Triangle Access Center: FY18 MHA20951	1/1/2017	6/30/2018	\$ 53,975	\$ 35,443			N
DMHAS	TVCCA INC	18MHA2101	MHA18904,Next Step, FY18	7/1/2017	6/30/2019	\$ 274,363	\$ 137,631			N
DMHAS	UNITED COMMUNITY & FAMILY SERVICES INC	16MHA2303	Bettor Choice FY18	10/1/2015	6/30/2020	\$ 1,241,932			\$ 257,823	Y
DMHAS	UNITED COMMUNITY & FAMILY SERVICES INC	18MHA6052	STR Grant CBEMAT SFY2017	10/1/2017	4/30/2018	\$ 60,000		\$ 60,000		Y
DMHAS	UNITED SERVICES INC	17MHA2103	Shelter Outreach (FFS) FY17: MHA19310	7/1/2016	6/30/2017	\$ 33,797		\$ 1,649		N
DMHAS	UNITED SERVICES INC	18MHA2102	MHA19301 FY18 Addiction Recovery-WAC & DAC	7/1/2017	6/30/2020	\$ 27,265,683	\$ 175,655	\$ 49,296		N
DMHAS	UNITED SERVICES INC	18MHA2102	MHA19302 FY18 Community Support, Dayville & Willi	7/1/2017	6/30/2020		\$ 2,284,407	\$ 108,917		N
DMHAS	UNITED SERVICES INC	18MHA2102	MHA19304 FY18 Adult Outpatient, Dnlsn & Willi	7/1/2017	6/30/2020		\$ 664,488	\$ 167,143		N
DMHAS	UNITED SERVICES INC	18MHA2102	MHA19305 FY18 Brick Row & Next Steps	7/1/2017	6/30/2020		\$ 258,547	\$ 5,246		N
DMHAS	UNITED SERVICES INC	18MHA2102	MHA19310 FY18 Shelter Outreach	7/1/2017	6/30/2020		\$ 14,352	\$ 13,445		N
DMHAS	UNITED SERVICES INC	18MHA2102	MHA19311 FY18 Social Rehabilitation	7/1/2017	6/30/2020		\$ 525,552	\$ 146,196		N
DMHAS	UNITED SERVICES INC	18MHA2102	MHA19312 FY18 Crisis Assessment, Dayville & Willi	7/1/2017	6/30/2020		\$ 741,778	\$ 55,068		N
DMHAS	UNITED SERVICES INC	18MHA2102	MHA19314 FY18 Milner House	7/1/2017	6/30/2020		\$ 420,953			N
DMHAS	UNITED SERVICES INC	18MHA2102	MHA19316 FY18 Work Services	7/1/2017	6/30/2020		\$ 450,724			N
DMHAS	UNITED SERVICES INC	18MHA2102	MHA19318 FY18 YAS ACT	7/1/2017	6/30/2020		\$ 1,232,723			N
DMHAS	UNITED SERVICES INC	18MHA2102	MHA19320 FY18 TBI Community Services	7/1/2017	6/30/2020		\$ 86,000			N
DMHAS	UNITED SERVICES INC	18MHA2102	MHA19321 FY18 Behavioral Health Home	7/1/2017	6/30/2020		\$ 740,386			N
DMHAS	UNITED SERVICES INC	18MHA2102	MHA19322 FY18 Jail Diversion	7/1/2017	6/30/2020		\$ 102,438			N
DMHAS	UNITED SERVICES INC	18MHA2102	MHA19324 FY18 YAS Transitional Living	7/1/2017	6/30/2020		\$ 491,006			N



Agency	Supplier	Contract #	Description	Begin Date	Expire Date	Contract Amount	General Fund Payments	Federal Fund Payments	Other Fund Payments	Competitive
DMHAS	UNITED SERVICES INC	18MHA2102	MHA19325 FY18 YAS Storrs	7/1/2017	6/30/2020		\$ 328,551			N
DMHAS	UNITED SERVICES INC	18MHA2102	MHA19327 FY18 Senior Services	7/1/2017	6/30/2020		\$ 6,712			N
DMHAS	UNITED SERVICES INC	18MHA2103	MHA19326,Shelter Outreach (FFS), FY2018	7/1/2017	6/30/2020	\$ 101,391		\$ 12,683		N
DMHAS	VINFEN CORPORATION OF CONNECTICUT INC	17MHA2150	YAS (FFS) SFY17: MHA19753	7/1/2016	8/15/2017	\$ 218,822	\$ 83,558			N
DMHAS	VINFEN CORPORATION OF CONNECTICUT INC	18MHA2149	MHA19751 / SFY18 / Freedom House	7/1/2017	6/30/2018	\$ 3,198,274	\$ 818,641			N
DMHAS	VINFEN CORPORATION OF CONNECTICUT INC	18MHA2149	MHA19752 / SFY18 / TAP	7/1/2017	6/30/2018		\$ 893,733			N
DMHAS	VINFEN CORPORATION OF CONNECTICUT INC	18MHA2149	MHA19754 / SFY18 / Transitional Support Program	7/1/2017	6/30/2018		\$ 1,269,937			N
DMHAS	VINFEN CORPORATION OF CONNECTICUT INC	18MHA2149	MHA19755 / SFY18 / New Beginnings	7/1/2017	6/30/2018		\$ 215,963			N
DMHAS	VINFEN CORPORATION OF CONNECTICUT INC	18MHA2150	MHA19753 FY18 YAS (FFS)	7/1/2017	6/30/2018	\$ 218,822	\$ 97,265			N
DMHAS	VISTA LIFE INNOVATIONS	14MHA7000	Young Adult Services FY17	7/1/2014	6/30/2017	\$ 1,122,660	\$ 12,381			N
DMHAS	VISTA LIFE INNOVATIONS INC	14MHA7000	Young Adult Services FY17	7/1/2014	6/30/2017		\$ 5,311			N
DMHAS	VISTA LIFE INNOVATIONS INC	18MHA6015	18MHA6015	7/1/2017	6/30/2020	\$ 1,905,300	\$ 148,879			N
DMHAS	WALDEN PSYCHIATRIC ASSOCIATES LLC	17MHA6012	Psychiatric Services	7/1/2016	8/31/2017	\$ 25,000	\$ 375			N
DMHAS	WALDEN PSYCHIATRIC ASSOCIATES LLC	18MHA6017	18MHA6017	7/1/2017	6/30/2018	\$ 25,000	\$ 12,800			N
DMHAS	WATERBURY HOSPITAL	18MHA2177	MHA19903 FY18 Crisis Services	7/1/2017	6/30/2020		\$ 168,157	\$ 50,700		N
DMHAS	WATERBURY HOSPITAL	18MHA2177	MHA19904 FY18 DBT Intensive Outpatient	7/1/2017	6/30/2020		\$ 18,229			N
DMHAS	WATERBURY HOSPITAL	18MHA2177	MHA19905 FY18 Grandview Adult Outpatient	7/1/2017	6/30/2020		\$ 94,197			N
DMHAS	WATERBURY HOSPITAL	18MHA2177	MHA19906 FY18 Crisis Respite	7/1/2017	6/30/2020		\$ 29,532			N
DMHAS	WATERBURY HOSPITAL	18MHA2177	MHA19907 FY18 Homeless Outreach	7/1/2017	6/30/2020		\$ 15,038	\$ 10,156		N
DMHAS	WATERBURY HOSPITAL	18MHA2177	MHA19908 FY18 Outpatient Expansion Clinic	7/1/2017	6/30/2020		\$ 46,379			N
DMHAS	WELLMORE INC	18MHA2178	MHA14006 FY18 Transitional Case Management	7/1/2017	6/30/2020	\$ 7,375,633	\$ 184,455			N
DMHAS	WELLMORE INC	18MHA2178	MHA14010 FY18 Morris House (DMHAS)	7/1/2017	6/30/2020		\$ 591,001			N
DMHAS	WELLMORE INC	18MHA2178	MHA14011 FY18 Standard Outpatient	7/1/2017	6/30/2020		\$ 338,117	\$ 73,818		N
DMHAS	WELLMORE INC	18MHA2178	MHA14012 FY18 Case Mgmt (Waterbury, Torrington, Danbury)	7/1/2017	6/30/2020		\$ 179,629			N
DMHAS	WELLMORE INC	18MHA2178	MHA14013 FY18 Emergency Shelter (DMHAS)	7/1/2017	6/30/2020			\$ 487,710		N
DMHAS	WELLMORE INC	18MHA2178	MHA14014 FY18 Women & Children's	7/1/2017	6/30/2020		\$ 140,975	\$ 427,803		N
DMHAS	WELLMORE INC	18MHA2178	MHA14017 FY18 Emergency Shelter (CSSD)	7/1/2017	6/30/2020		\$ 1,500		\$ 86,655	N
DMHAS	WESTERN CT AREA AGCY ON AGING	18MHA2179	MHA19976/FY18/NURSING HOME DIVERSION	7/1/2017	6/30/2020	\$ 341,649	\$ 36,775			N
DMHAS	WHEELER CLINIC INC	16MHA2301AA	Bettor Choice Problem Gambling SFY18	10/1/2015	6/30/2020	\$ 930,462			\$ 193,162	Y
DMHAS	WHEELER CLINIC INC	17MHA2086	MHA20004 SFY18 Alcohol Education (FFS)	7/1/2016	12/31/2017	\$ 960,000			\$ 154,167	N
DMHAS	WHEELER CLINIC INC	17MHA2086	MHA20016 SFY18 Pre-Trial Drug Education (FFS)	7/1/2016	12/31/2017				\$ 51,032	N
DMHAS	WHEELER CLINIC INC	17MHA2086	Pre-Trial Drug Education (FFS) SFY17: MHA20016	7/1/2016	12/31/2017				\$ 6,216	N
DMHAS	WHEELER CLINIC INC	17MHA2086	Pre-Trial DUI Alcohol Education (FFS) SFY17: MHA20004	7/1/2016	12/31/2017				\$ 36,694	N
DMHAS	WHEELER CLINIC INC	18MHA2086	MHA20004\Pre-Trial DUI Alcohol Ed.(FFS)\FY18	1/1/2018	6/30/2021	\$ 1,705,578	\$ 56,252		\$ 95,974	Y
DMHAS	WHEELER CLINIC INC	18MHA2086	MHA20016\Pre-Trial Drug Ed.(FFS)\FY18	1/1/2018	6/30/2021	\$ 11,299	\$ 11,299		\$ 26,023	Y



Agency	Supplier	Contract #	Description	Begin Date	Expire Date	Contract Amount	General Fund Payments	Federal Fund Payments	Other Fund Payments	Competitive
DMHAS	WHEELER CLINIC INC	18MHA2151	MHA20006 / SFY18 / Intensive Outpatient-Day	7/1/2017	6/30/2019	\$ 2,458,300	\$ 6,238			N
DMHAS	WHEELER CLINIC INC	18MHA2151	MHA20007 / SFY18 / Intensive Outpatient-Evening	7/1/2017	6/30/2019		\$ 8,505	\$ 1,506		N
DMHAS	WHEELER CLINIC INC	18MHA2151	MHA20008 / SFY18 / Latino Outreach	7/1/2017	6/30/2019			\$ 49,972		N
DMHAS	WHEELER CLINIC INC	18MHA2151	MHA20009 / SFY18 / Lifeline for Women & Children IOP	7/1/2017	6/30/2019			\$ 25,650		N
DMHAS	WHEELER CLINIC INC	18MHA2151	MHA20010 / SFY18 / Outpatient Hartford	7/1/2017	6/30/2019		\$ 85,413			N
DMHAS	WHEELER CLINIC INC	18MHA2151	MHA20011 / SFY18 / Outpatient Plainville	7/1/2017	6/30/2019		\$ 119,737	\$ 224,628		N
DMHAS	WHEELER CLINIC INC	18MHA2151	MHA20012 / SFY18 / Senior Services	7/1/2017	6/30/2019		\$ 70,707			N
DMHAS	WHEELER CLINIC INC	18MHA2151	MHA20017 / SFY18 / Post-Entry Transitional Case Management	7/1/2017	6/30/2019		\$ 193,119			N
DMHAS	WHEELER CLINIC INC	18MHA2151	MHA20019 / SFY18 / Health & Wellness Center	7/1/2017	6/30/2019		\$ 181,687			N
DMHAS	WHEELER CLINIC INC	18MHA2151	MHA20022 / SFY18 / Lifeline for Women & Children	7/1/2017	6/30/2019			\$ 99,851		N
DMHAS	WHEELER CLINIC INC	18MHA2151	MHA20023 / SFY18 / MATx Outpatient	7/1/2017	6/30/2019			\$ 29,167		N
DMHAS	WHEELER CLINIC INC	18MHA2151	MHA20024 / SFY2018 / FASD	7/1/2017	6/30/2019			\$ 41,439		N
DMHAS	WHEELER CLINIC INC	18MHA2151	MHA20025 / SFY18 / Nursing Home Diversion	7/1/2017	6/30/2019		\$ 77,225			N
DMHAS	WILLIAM W BACKUS HOSPITAL	18MHA2104	MHA01102 Center for Mental Health FY18	7/1/2017	6/30/2018	\$ 194,012	\$ 194,012			N
DMHAS	WINDHAM REGIONAL COMM COUNCIL	17MHA2107	New Foundations (FFS) FY17: MHA20851	7/1/2016	6/30/2017	\$ 12,096		\$ 1,895		N
DMHAS	WINDHAM REGIONAL COMM COUNCIL	18MHA2106	MHA20851 New Foundations FY18	7/1/2017	6/30/2020	\$ 186,902		\$ 112,902		N
DMHAS	WINDHAM REGIONAL COMM COUNCIL	18MHA2107	MHA20852 / FY18 / New Foundations (FFS)	7/1/2017	6/30/2020	\$ 36,288		\$ 8,350		N
DMHAS	WINDHAM REGIONAL COMMUNITY COUNCIL INC	18MHA2107	MHA20852 / FY18 / New Foundations (FFS)	7/1/2017	6/30/2020			\$ 2,221		N
DMHAS	YALE NEW HAVEN HOSPITAL	17MHA6005	Management of Yale Pharmacy FY 18	7/1/2017	6/30/2022	\$ 4,567,495	\$ 801,703			N
DMHAS	YALE NEW HAVEN HOSPITAL	18MHA2075	MHA10801 / SFY18 / Adult Outpatient Psychiatric Services	7/1/2017	6/30/2020	\$ 1,273,158	\$ 23,267	\$ 107,231		N
DMHAS	YALE NEW HAVEN HOSPITAL	18MHA2075	MHA20103 / SFY18 / Acute Care	7/1/2017	6/30/2020		\$ 295,742			N
DMHAS	YALE NEW HAVEN HOSPITAL	18MHA6041	ECT	7/1/2017	6/30/2019	\$ 220,000	\$ 169,104			N
DMHAS	YALE UNIVERSITY	17MHA6002	Primary Care Physicians: SFY 2018	7/1/2016	6/30/2019	\$ 323,776	\$ 107,894			N
DMHAS	YALE UNIVERSITY	18MHA2074	MHA20202 / SFY2018 / Outpatient Services	7/1/2017	6/30/2020	\$ 2,010,837	\$ 433,424		\$ 132,000	N
DMHAS	YALE UNIVERSITY	18MHA2074	MHA20208 / SFY2018 / South Central Crisis Program	7/1/2017	6/30/2020		\$ 107,211			N
DMHAS	YALE UNIVERSITY	18MHA6019	STR Grant	7/1/2017	4/30/2019	\$ 400,000		\$ 200,000		Y
DMHAS	YOUNG WOMENS CHRISTIAN ASSOC	18MHA2152	MHA20401 / SFY18 / Emergency Shelter	7/1/2017	6/30/2019	\$ 112,812	\$ 56,591			N
DMHAS	YOUTH & FAMILY SERVICES OF HADDAM	15MHA2308AA	Prevention - CSC FY2018	7/1/2015	6/30/2020	\$ 485,625		\$ 95,625		Y
DMHAS	YOUTH CHALLENGE OF CONNECTICUT	18MHA2009	MHA20301 / SFY18 / Youth Challenge Men's Home	7/1/2017	6/30/2020	\$ 90,089		\$ 30,161		N
DMHAS	YOUTH CONTINUUM INC	18MHA2076	MHA20326 / SFY18 / Young Adult Access Cebter	7/1/2017	6/30/2020	\$ 621,234	\$ 20,070		\$ 187,914	N
DMHAS TOTAL		287				\$ 726,391,015	\$ 247,405,558	\$ 28,448,214	\$ 12,574,283	
DOC	APT FOUNDATION INC	12DOC0100AA	Substance Abuse	7/1/2011	7/31/2019	\$ 7,686,264	\$ 1,591,458			N
DOC	APT FOUNDATION INC	17DOC0110AA	Medication Assisted Therapy	12/1/2016	9/11/2017	\$ 39,000		\$ 11,499		N
DOC	APT FOUNDATION INC	18DOC0103AA	MAT Program at NHCC	7/1/2017	6/30/2019	\$ 121,307		\$ 48,770		N
DOC	ARTWORKS TO EMPOWER INC	15DOC0100AA	Art Therapy	7/1/2014	6/30/2019	\$ 30,000	\$ 1,500			N
DOC	CENTRAL NAUGATUCK VALLEY HELP INC	15DOC0114AA	Behavioral Health	7/1/2014	7/31/2020	\$ 2,329,142	\$ 5,897			N



Agency	Supplier	Contract #	Description	Begin Date	Expire Date	Contract Amount	General Fund Payments	Federal Fund Payments	Other Fund Payments	Competitive
DOC	CHRYSALIS CENTER INC	14DOC0102AA	Community Transitional Services	6/15/2013	7/31/2021	\$ 7,989,335	\$ 780,940			N
DOC	COMMUNITY HEALTH RESOURCES INC	18DOC0116AA	MAT Program - Osborn CI	11/1/2017	10/31/2018	\$ 180,000		\$ 81,659		Y
DOC	COMMUNITY MENTAL HEALTH AFFILIATES INC	18DOC0104AA	Substance Abuse Treatment	8/15/2017	4/30/2018	\$ 260,000		\$ 165,000		N
DOC	COMMUNITY PARTNERS IN ACTION INC	15DOC1116AA	CGS 18-81c	7/1/2014	7/31/2020	\$ 6,154,482	\$ 28,391			N
DOC	COMMUNITY PARTNERS IN ACTION INC	15DOC1116AA	Emergency Housing	7/1/2014	7/31/2020		\$ 34,076			N
DOC	COMMUNITY PARTNERS IN ACTION INC	15DOC1116AA	Male Work Release Program	7/1/2014	7/31/2020		\$ 782,490			N
DOC	COMMUNITY PARTNERS IN ACTION INC	15DOC1116AA	Prison Arts Program	7/1/2014	7/31/2020		\$ 23,333			N
DOC	COMMUNITY RENEWAL TEAM INC	17DOC0118AA	Community Services	4/1/2017	7/31/2019	\$ 1,451,920	\$ 628,752			Y
DOC	COMMUNITY SOLUTIONS INC	15DOC0112AA	Chase Center	7/1/2014	7/31/2020		\$ 1,100,229			N
DOC	COMMUNITY SOLUTIONS INC	15DOC0112AA	Cheyney House	7/1/2014	7/31/2020		\$ 1,194,679			N
DOC	COMMUNITY SOLUTIONS INC	15DOC0112AA	Drapelick/Sullivan Center	7/1/2014	7/31/2020		\$ 2,491,308			N
DOC	COMMUNITY SOLUTIONS INC	15DOC0112AA	Hartford House	7/1/2014	7/31/2020		\$ 580,779			N
DOC	COMMUNITY SOLUTIONS INC	15DOC0112AA	Johnson/Silliman House	7/1/2014	7/31/2020		\$ 1,475,189			N
DOC	COMMUNITY SOLUTIONS INC	15DOC0112AA	Stein House	7/1/2014	7/31/2020		\$ 585,167			N
DOC	COMMUNITY SOLUTIONS INC	15DOC0112AA	Watkinson House	7/1/2014	7/31/2020	\$ 48,082,858	\$ 544,589			N
DOC	CONNECTICUT RENAISSANCE INC	15DOC0113AA	Central Avenue	7/1/2014	7/31/2020	\$ 18,655,825	\$ 1,048,061			N
DOC	CONNECTICUT RENAISSANCE INC	15DOC0113AA	Maple Street	7/1/2014	7/31/2020		\$ 1,374,270			N
DOC	CONNECTICUT RENAISSANCE INC	15DOC0113AA	Waterbury East	7/1/2014	7/31/2020		\$ 1,070,669			N
DOC	EMERGE CONNECTICUT INC	18DOC0125AA	Re-Entry Program	1/29/2018	6/30/2019	\$ 300,000	\$ 150,000			N
DOC	FAMILIES IN CRISIS INC	15DOC0117AA	Social Reunification	7/1/2014	7/31/2020	\$ 2,819,488	\$ 94,952			N
DOC	FAMILY REENTRY INC	14DOC0109AA	Enterprise House	6/15/2013	7/31/2021		\$ 240,609			Y
DOC	FAMILY REENTRY INC	14DOC0109AA	Residential Mental Health	6/15/2013	7/31/2021	\$ 13,425,673	\$ 1,128,850			Y
DOC	FHM SERVICES INC	14DOC0101AA	Fellowship House	7/1/2013	7/31/2021	\$ 5,337,459	\$ 705,183			Y
DOC	ISAIAH 61:1	15DOC0110AA	Isaiah House	7/1/2014	7/31/2020	\$ 10,471,570	\$ 1,237,825			N
DOC	ISAIAH 61:1	15DOC0110AA	Mary Magdelene	7/1/2014	7/31/2020		\$ 505,520			N
DOC	MICHAEL GIRARDI	18DOC0128AA	Expert witness	4/1/2018	2/28/2019	\$ 19,800	\$ 19,800			N
DOC	NEW OPPORTUNITIES INC	14DOC0100AA	Bishop House	7/1/2013	7/31/2021	\$ 8,172,544	\$ 1,020,281			Y
DOC	PERCEPTION PROGRAMS INC	15DOC0109AA	Next Step Cottage	7/1/2014	7/31/2020	\$ 13,029,747	\$ 857,638			N
DOC	PERCEPTION PROGRAMS INC	15DOC0109AA	Norwich Behavioral Health	7/1/2014	7/31/2020		\$ 9,789			N
DOC	PERCEPTION PROGRAMS INC	17DOC0127AA	Grace House	5/4/2018	7/31/2019	\$ 733,868	\$ 77,912			Y
DOC	RECOVERY NETWORK OF PROGRAMS INC	17DOC0111AA	Medication Assisted Therapy	12/1/2016	7/21/2017	\$ 39,000		\$ 39,000		N
DOC	RECOVERY NETWORK OF PROGRAMS INC	18DOC0106AA	MAT Program at BCC	7/1/2017	6/30/2019	\$ 121,307		\$ 30,654		N
DOC	RECOVERY YOGA INC	17DOC0116AA	Yoga Teacher Training Program	12/1/2016	6/30/2017	\$ 12,554		\$ 2,430		N
DOC	THE CONNECTION INC	11DOC0115AA	January Center 2	6/4/2010	7/31/2025	\$ 26,017,273	\$ 1,451,746			Y
DOC	THE CONNECTION INC	14DOC0111AA	Cochehan	7/1/2013	7/31/2021		\$ 495,814			Y
DOC	THE CONNECTION INC	14DOC0111AA	Eddy Center	7/1/2013	7/31/2021		\$ 898,878			Y
DOC	THE CONNECTION INC	14DOC0111AA	REACH	7/1/2013	7/31/2021		\$ 2,798,428			Y
DOC	THE CONNECTION INC	14DOC0111AA	REACH CSSD	7/1/2013	7/31/2021		\$ 249,418			Y
DOC	THE CONNECTION INC	14DOC0111AA	Roger Sherman	7/1/2013	7/31/2021		\$ 1,637,397			Y
DOC	THE CONNECTION INC	14DOC0111AA	Sierra Mental Health	7/1/2013	7/31/2021		\$ 639,367			Y
DOC	THE CONNECTION INC	14DOC0111AA	Sierra WR	7/1/2013	7/31/2021	\$ 63,278,800	\$ 1,383,594			Y
DOC	THE CONNECTION INC	18DOC0121AA	The Connection House	2/1/2018	7/31/2021	\$ 1,628,257	\$ 198,568			Y
DOC	THE OPEN HEARTH ASSOCIATION	14DOC0108AA	Men's Work Release	7/31/2013	7/31/2021	\$ 7,283,376	\$ 909,172			N



Agency	Supplier	Contract #	Description	Begin Date	Expire Date	Contract Amount	General Fund Payments	Federal Fund Payments	Other Fund Payments	Competitive
DOC	THRESHOLD VOLUNTEERS IN	15DOC0101AA	Decision Making / Problem Solving Methods	7/1/2014	6/30/2019		\$ 4,500			N
DOC	WHEELER CLINIC INC	17DOC0117AA	RSAT (Federal)	1/1/2017	9/30/2017	\$ 95,637		\$ 23,909	\$ 6,573	N
DOC	WHEELER CLINIC INC	17DOC0117AA	RSAT (State)	1/1/2017	9/30/2017		\$ 1,397			N
DOC	WHEELER CLINIC INC	18DOC0117AA	RSAT Program	10/1/2017	5/31/2018	\$ 24,221		\$ 14,124	\$ 4,708	N
DOC	WHEELER CLINIC INC	18DOC0120AA	RSAT	1/3/2018	9/30/2018	\$ 93,168		\$ 23,292	\$ 7,764	N
DOC TOTAL		32				\$ 245,883,876	\$ 32,058,414	\$ 440,337	\$ 19,045	
DOH	AIDS CONNECTICUT INC	15DOH0101AA	Emergency Shelter Program	7/1/2015	6/30/2019	\$ 4,353,221		\$ 874,262		Y
DOH	AIDS CONNECTICUT INC	16DOH0601AA	16DOH0601AA-Provide assistance to the Dept on AIDS housing policy and provide technical assistance to housing programs	7/1/2016	6/30/2019	\$ 1,104,159	\$ 368,053			N
DOH	AIDS CONNECTICUT INC	17DOH0901AA	17DOH0901AA-Rapid Rehousing	7/1/2017	6/30/2020	\$ 1,465,116		\$ 488,372		Y
DOH	AIDS PROJECT GREATER DANBURY INC	16DOH0601AC	Residences for Person with HIV/AIDS	7/1/2016	6/30/2019	\$ 777,561	\$ 64,797			N
DOH	ALLIANCE FOR LIVING INC	16DOH0301AD	16DOH0301AD-HOPWA	1/1/2016	6/30/2018	\$ 137,500		\$ 55,000		Y
DOH	ALLIANCE FOR LIVING INC	16DOH0601AD	16DOH0601AD-AIDS housing	7/1/2016	6/30/2019	\$ 1,091,415	\$ 363,805			Y
DOH	APEX COMMUNITY CARE INC	16DOH0601AC	Residences for Person with HIV/AIDS	7/1/2016	6/30/2019		\$ 194,390			N
DOH	AREA CONGREGATIONS TOGETHER INC	15DOH0101AG	Emergency Shelter Program	7/1/2015	6/30/2019	\$ 987,288	\$ 182,337	\$ 60,778		Y
DOH	BETH-EL CENTER INC	15DOH0101AH	Emergency Shelter Program	7/1/2015	6/30/2019	\$ 765,500	\$ 118,443	\$ 70,057		Y
DOH	CATHOLIC CHARITIES OF FAIRFIELD COUNTY	15DOH0401AI	Residences for Person with HIV/AIDS	7/1/2015	6/30/2019	\$ 484,284	\$ 94,250			N
DOH	CENTRAL CONNECTICUT COAST YOUNG MEN'S	15DOH0401AJ	Emergency Shelter	7/1/2015	6/30/2019	\$ 2,200,896	\$ 259,187	\$ 259,188		N
DOH	CHRISTIAN COMMUNITY ACTION INC	15DOH0401AM	Emergency Shelter Program	7/1/2015	6/30/2019	\$ 1,892,833	\$ 335,766	\$ 111,922		N
DOH	CHRYSALIS CENTER INC	16DOH0601AN	16DOH0601AN-AIDS housing	7/1/2016	6/30/2019	\$ 297,000	\$ 99,000			Y
DOH	CITY OF HARTFORD	15DOH0101BG	Emergency Shelter Program	7/1/2015	6/30/2019	\$ 2,084,120	\$ 506,094			Y
DOH	COLUMBUS HOUSE INC	15DOH0401AO	Emergency Shelter Program	7/1/2015	6/30/2019	\$ 7,119,896	\$ 911,830	\$ 610,915		N
DOH	COLUMBUS HOUSE INC	15DOH0401AO	Housing Opportunities for Persons w/ AIDS	7/1/2015	6/30/2019			\$ 162,492		N
DOH	COLUMBUS HOUSE INC	15DOH0401AO	Residences for Person with HIV/AIDS	7/1/2015	6/30/2019		\$ 164,937	\$ 0		N
DOH	COLUMBUS HOUSE INC	16DOH0901AO	16DOH0901AO-Rapid Rehousing	7/1/2016	6/30/2019	\$ 204,000	\$ 34,000	\$ 34,000		Y
DOH	COMMUNITY HEALTH RESOURCES INC	15DOH0401AQ	Emergency Shelter Program	7/1/2015	6/30/2019	\$ 1,480,956	\$ 86,217	\$ 86,217		N
DOH	COMMUNITY HEALTH RESOURCES INC	15DOH0401AQ	RESIDENCES FOR PERSONS WITH AIDS	7/1/2015	6/30/2019		\$ 78,440			N
DOH	COMMUNITY HEALTH RESOURCES INC	16DOH0901AQ	Rapid Re-Housing Program	7/1/2016	6/30/2020	\$ 1,089,098	\$ 69,431	\$ 138,862		N
DOH	COMMUNITY RENEWAL TEAM INC	15DOH0401AS	Emergency Shelter Program	7/1/2015	6/30/2019	\$ 1,922,481	\$ 82,910	\$ 390,490		N
DOH	CONNECTICUT COALITION TO END	15DOH0101AT	Emergency Shelter Program	7/1/2015	6/30/2020	\$ 3,284,665	\$ 557,979	\$ 93,000		Y
DOH	CONNECTICUT COUNCIL OF FAMILY SERVICE	16DOH0501FQ	DOH Mobility counseling	11/1/2016	6/30/2019	\$ 584,000		\$ 219,000		Y
DOH	COVENANT SHELTER OF NEW LONDON INC	15DOH0101AY	Emergency Shelter Program	7/1/2015	6/30/2019	\$ 754,361	\$ 46,439	\$ 139,318		Y
DOH	FAMILY & CHILDRENS AGENCY INC	17DOH0001JT	17DOH0001JT - supp. housing	7/1/2017	6/30/2020	\$ 299,700	\$ 99,900			N
DOH	FAMILY AND CHILDREN'S AID INC	15DOH0101BB	Emergency Shelter Services	7/1/2015	6/30/2019	\$ 545,710	\$ 89,845	\$ 44,533		Y
DOH	FISH/FRIENDS IN SERVICE TO HUMANITY OF	15DOH0101CY	Emergency Shelter Program	7/1/2015	6/30/2019	\$ 885,807	\$ 109,063	\$ 109,063		Y
DOH	FRIENDSHIP SERVICE CENTER INC	15DOH0401BC	Emergency Shelter Program	7/1/2015	6/30/2019	\$ 1,048,535	\$ 89,311	\$ 168,885		N
DOH	HANDS ON HARTFORD INC	16DOH0601BF	Residences for Person with HIV/AIDS	7/1/2016	6/30/2019	\$ 1,696,500	\$ 565,500			N



Agency	Supplier	Contract #	Description	Begin Date	Expire Date	Contract Amount	General Fund Payments	Federal Fund Payments	Other Fund Payments	Competitive
DOH	HOLY FAMILY HOME AND SHELTER INC	15DOH0101BH	Emergency Shelter Program	7/1/2015	6/30/2019	\$ 939,965	\$ 193,961	\$ 37,500		Y
DOH	HOME INC	16DOH0501ND	16DOH0501ND-Mobility counsel	7/1/2016	6/30/2019	\$ 495,000		\$ 165,000		Y
DOH	HOMES WITH HOPE INC	15DOH0101BK	Emergency Shelter Program	7/1/2015	6/30/2019	\$ 637,849	\$ 78,534	\$ 78,533		Y
DOH	IMMACARE INC	15DOH0401BP	Emergency Shelter Program	7/1/2015	6/30/2019	\$ 1,817,746	\$ 109,566	\$ 328,697		N
DOH	INSPIRICA INC	15DOH0401BR	Emergency Shelter Program	7/1/2015	6/30/2019	\$ 3,740,969	\$ 310,352	\$ 289,398		N
DOH	INSPIRICA INC	15DOH0401BR	Rapid Rehousing Program	7/1/2015	6/30/2019			\$ 95,177		N
DOH	INSPIRICA INC	15DOH0401BR	Residences for Person with HIV/AIDS	7/1/2015	6/30/2019		\$ 259,187			N
DOH	J D'AMELIA AND ASSOCIATES LLC	13DOH0501BO	Housing Assistance - Administration	7/16/2007	8/31/2017	\$ 528,407,005		\$ 17,878		Y
DOH	J D'AMELIA AND ASSOCIATES LLC	17DOH0501BO	ROSS/FAMILY SELF-SUFFICIENCY (FSS)	7/1/2017	6/30/2018			\$ 195,822		N
DOH	J D'AMELIA AND ASSOCIATES LLC	17DOH0501BO	STATE RAP, FEDERAL MOD REHAB, SECTION 8 HCV, FEDERAL MAINSTREAM, FEDERAL SRO, FEDERAL ROSS/FSS	7/1/2017	6/30/2018	\$ 157,782,215	\$ 66,371,731	\$ 86,181,582		N
DOH	JOURNEY HOME INC	17DOH1002YG	17DOH1002YG-Coordinated Access	7/1/2017	6/30/2020	\$ 159,513		\$ 53,171		Y
DOH	LIBERTY COMMUNITY SERVICES INC	16DOH0601BV	16DOH0601BV-AIDS housing	7/1/2016	6/30/2019	\$ 1,693,812	\$ 564,604			Y
DOH	MENTAL HEALTH CONNECTICUT INC	17DOH1002WT	17DOH1002WT-Coordinated Access	10/1/2017	6/30/2020	\$ 220,000	\$ 60,000			N
DOH	MERCY HOUSING & SHELTER CORPORATION	15DOH0401BX	Emergency Shelter	7/1/2015	6/30/2019	\$ 3,693,077	\$ 7,139	\$ 345,972		N
DOH	MERCY HOUSING & SHELTER CORPORATION	15DOH0401BX	Residences for Person with HIV/AIDS	7/1/2015	6/30/2019		\$ 565,500			N
DOH	MERCY HOUSING & SHELTER CORPORATION	17DOH0901BX	17DOH0901BX Rapid Rehousing	7/1/2017	6/30/2020	\$ 172,284		\$ 57,428		Y
DOH	MY SISTERS PLACE INC	17DOH0701CB	17DOH0701CB-Supportive housing	7/1/2017	6/30/2020	\$ 228,693	\$ 57,173	\$ 19,058		N
DOH	NEW LONDON HOMELESS HOSPITALITY	15DOH0101CD	Emergency Shelter Program	7/1/2015	6/30/2019	\$ 532,750	\$ 47,801	\$ 46,449		Y
DOH	NEW LONDON HOMELESS HOSPITALITY	17DOH0901CD	17DOH0901CD-Rapid Rehousing	7/1/2017	6/30/2020	\$ 306,360		\$ 102,120		Y
DOH	NEW OPPORTUNITIES INC	15DOH0401CE	Emergency Shelter Program	7/1/2015	6/30/2019	\$ 3,299,588	\$ 384,708	\$ 225,219		N
DOH	NEW OPPORTUNITIES INC	16DOH0901CE	Rapid Re-Housing Program	7/1/2016	6/30/2019	\$ 240,000	\$ 40,000	\$ 40,000		N
DOH	NEW OPPORTUNITIES INC	17DOH1001CE	17DOH1001CE-Coordinated Access	11/1/2017	6/30/2020	\$ 247,500	\$ 67,500			N
DOH	NEW REACH INC	15DOH0401CC	Emergency Shelter Program	7/1/2015	6/30/2019	\$ 4,805,884	\$ 187,937	\$ 660,313		N
DOH	NEW REACH INC	15DOH0401CC	Residences for Persons with HIV/AIDS	7/1/2015	6/30/2019		\$ 292,175			N
DOH	NEW REACH INC	16DOH0901CC	Continuum of Care-Rapid Re-Housing Program	7/1/2016	6/30/2020	\$ 1,298,835		\$ 232,945		N
DOH	NEW REACH INC	16DOH0901CC	Rapid Re-Housing Program	7/1/2016	6/30/2020		\$ 100,000	\$ 100,000		N
DOH	NORTHWESTERN CONNECTICUT YMCA INC	15DOH0101CF	Emergency Shelter Program	7/1/2015	6/30/2019	\$ 303,620	\$ 70,382	\$ 4,384		Y
DOH	OP HOPE OF FAIRFIELD INC	15DOH0101CJ	Emergency Shelter Program	7/1/2015	6/30/2018	\$ 529,992		\$ 173,143		Y
DOH	PACIFIC HOUSE INC	15DOH0101CN	Emergency Shelter Program	7/1/2015	6/30/2019	\$ 1,952,025	\$ 200,518	\$ 280,158		Y
DOH	PRUDENCE CRANDALL CENTER INC	15DOH0101VN	Emergency Shelter Program	7/1/2015	6/30/2019	\$ 103,401		\$ 25,462		Y
DOH	RECOVERY NETWORK OF PROGRAMS INC	15DOH0401CL	Emergency Shelter Program	7/1/2015	6/30/2019	\$ 1,549,948	\$ 74,402	\$ 242,303		N
DOH	RECOVERY NETWORK OF PROGRAMS INC	15DOH0401CL	Residences for Person with HIV/AIDS	7/1/2015	6/30/2019		\$ 70,687			N
DOH	SOUTH PARK INN INC	15DOH0401CO	Emergency Shelter Program	7/1/2015	6/30/2019	\$ 2,838,387	\$ 283,161	\$ 258,778		N
DOH	ST VINCENT DEPAUL MISSION OF BRISTOL INC	15DOH0401CQ	Emergency Shelter Program	7/1/2015	6/30/2019	\$ 1,264,159	\$ 143,073	\$ 168,219		N
DOH	ST VINCENT DEPAUL MISSION OF WATERBURY	15DOH0101CR	Emergency Shelter Program	7/1/2015	6/30/2019	\$ 1,721,939	\$ 13,348	\$ 92,656		Y
DOH	SUPPORTIVE HOUSING WORKS INC	16DOH0901CT	Rapid Re-Housing Program	7/9/2016	6/30/2019	\$ 694,668	\$ 115,778	\$ 115,778		N



Agency	Supplier	Contract #	Description	Begin Date	Expire Date	Contract Amount	General Fund Payments	Federal Fund Payments	Other Fund Payments	Competitive
DOH	SUPPORTIVE HOUSING WORKS INC	17DOH1001CT	17DOH1001CT Coord. Access	7/1/2017	6/30/2020	\$ 871,518	\$ 112,500	\$ 153,006		Y
DOH	THAMES RIVER COMMUNITY SERVICE INC	17DOH0801CW	17DOH0801CW-Youth housing	7/1/2017	6/30/2020	\$ 349,488	\$ 80,092	\$ 36,405		Y
DOH	THE ACCESS AGENCY INC	15DOH0101AB	Emergency Shelter Program	7/1/2015	6/30/2019	\$ 1,530,997	\$ 182,321	\$ 194,678		Y
DOH	THE ACCESS AGENCY INC	17DOH0901AB	17DOH0901AB-Rapid Rehousing	7/1/2017	6/30/2020	\$ 112,281		\$ 37,427		Y
DOH	THE ACCESS AGENCY INC	17DOH1001AB	17DOH1001AB-Coordinated Access	11/1/2017	6/30/2020	\$ 220,000	\$ 60,000			Y
DOH	THE CONNECTION INC	15DOH0101AW	Emergency Shelter Program	7/1/2015	6/30/2019	\$ 822,911	\$ 177,309	\$ 25,328		Y
DOH	THE OPEN DOOR SHELTER INC	15DOH0101CH	Emergency Shelter Program	7/1/2015	6/30/2019	\$ 1,626,689	\$ 184,874	\$ 215,690		Y
DOH	THE OPEN HEARTH ASSOCIATION	17DOH0101CI	17DOH0101CI-Emergency Shelter	7/1/2017	6/30/2019	\$ 605,816	\$ 302,624	\$ 284		Y
DOH	THE SALVATION ARMY	15DOH0101CM	Emergency Shelter Program	7/1/2015	6/30/2019	\$ 2,583,563	\$ 340,953	\$ 295,234		Y
DOH	THE SALVATION ARMY	17DOH0901CM	17DOH0901CM-Shelter Diversion	7/1/2017	6/30/2020	\$ 183,753	\$ 45,938	\$ 15,313		Y
DOH	THE ST VINCENT DEPAUL MISSION OF	15DOH0101CR	Emergency Shelter Program	7/1/2015	6/30/2019		\$ 173,825	\$ 144,188		Y
DOH	TVCCA INC	15DOH0401CX	Emergency Shelter Program	7/1/2015	6/30/2019	\$ 1,561,964		\$ 305,546		N
DOH	TVCCA INC	16DOH0901CX	Rapid Rehousing Program	7/1/2016	6/30/2020	\$ 501,250	\$ 111,250	\$ 40,000		N
DOH	UNITED WAY OF GREATER NEW HAVEN INC	17DOH1003GV	17DOH1003GV-Coordinated Access	7/1/2017	6/30/2020	\$ 608,332	\$ 129,090	\$ 45,000		Y
DOH	UNITED WAY OF SOUTHEASTERN CT	15DOH0101DA	Emergency Shelter Program	7/1/2015	6/30/2019	\$ 1,148,250	\$ 235,626	\$ 47,124		Y
DOH	WINDHAM REGIONAL COMM COUNCIL	16DOH0901CO	16DOH0901CO-Rapid Rehousing	7/1/2016	6/30/2019	\$ 204,000	\$ 34,000	\$ 34,000		Y
DOH	YOUNG WOMENS CHRISTIAN ASSOC	15DOH0401DD	Emergency Shelter Program	7/1/2015	6/30/2019	\$ 526,976	\$ 22,070	\$ 48,619		N
DOH	YOUNG WOMENS CHRISTIAN ASSOC	17DOH0701DD	17DOH0701DD-Perm.Supp.Housing	9/1/2017	6/30/2020	\$ 349,215	\$ 116,405			N
DOH	YOUTH CONTINUUM INC	16DOH0003GP	16DOH0003GP Supp. housing	8/1/2016	6/30/2019	\$ 644,208		\$ 112,248		Y
DOH TOTAL		73				\$ 774,684,997	\$ 78,550,014	\$ 96,499,582	\$ -	
DORS	ABILITY BEYOND DISABILITY INC	17SDR6221AC	17SDR6221AC-CRP	7/1/2017	12/31/2021	\$ 2,700,000	\$ 16,375			N
DORS	ACCESS INDEPENDENCE INC	17SDR6201HU	17SDR6201HU Independent living	10/1/2016	9/30/2019	\$ 335,380	\$ 66,444	\$ 32,008		N
DORS	AGENCY ON AGING OF SOUTH CENTRAL	15SDRFED01SCA	Federal Title III & Title VII funds for Agency on Aging of South Central CT for elderly services	10/1/2015	9/30/2020	\$ 8,423,700		\$ 1,915,521		N
DORS	AGENCY ON AGING OF SOUTH CENTRAL	15SDRHAP01SCA	Training and technical assistance for an evidence-based depression detection program designed to identify and reduce the severity of depressive symptoms	7/1/2015	6/30/2018	\$ 12,500			\$ 12,500	Y
DORS	AGENCY ON AGING OF SOUTH CENTRAL	16SDRSMP01SCA	Senior Medicare Patrol	7/1/2016	6/30/2020	\$ 127,724		\$ 27,624		N
DORS	AGENCY ON AGING OF SOUTH CENTRAL	17SDRHIC01SCA	CHOICES Health insurance Assistance, Outreach, Information and assistance, Counseling and Eligibility Screening program for the elderly	7/1/2017	6/30/2018	\$ 77,204		\$ 36,598	\$ 40,606	N
DORS	AGENCY ON AGING OF SOUTH CENTRAL	17SDRMIP01SCA	Medicare Improvements for Patients and Providers Act Initiative	9/30/2017	9/29/2018	\$ 26,967		\$ 20,226		N
DORS	AGENCY ON AGING OF SOUTH CENTRAL	17SDRMSPO1SCA	Medicare Savings Program	11/20/2017	8/31/2018	\$ 75,000	\$ 17,799			N
DORS	AGENCY ON AGING OF SOUTH CENTRAL	17SDRSFA01SCA	State-funded social & nutrition services for the elderly	7/1/2017	6/30/2022	\$ 4,190,645			\$ 494,521	N
DORS	ALLIED COMMUNITY RESOURCES INC	17SDR6201AS	17SDR6201AS-PCA registry	10/1/2017	9/30/2020	\$ 600,000		\$ 20,000		N
DORS	ARC OF MERIDEN - WALLINGFORD INC	17SDR6201RT	17SDR6201RT-Voc. Rehab.	6/1/2017	12/31/2018	\$ 75,000	\$ 3,732			N
DORS	AREA COOPERATIVE EDUCATIONAL SERVICES	14SDR6201BFREV	Community Rehabilitation Services for DORS clients.	92 10/1/2014	9/30/2017	\$ 68,530	\$ 1,117			N



Agency	Supplier	Contract #	Description	Begin Date	Expire Date	Contract Amount	General Fund Payments	Federal Fund Payments	Other Fund Payments	Competitive
DORS	AREA COOPERATIVE EDUCATIONAL SERVICES	17SDR6201BF	17SDR6201BF-Voc. Rehab.	10/1/2017	9/30/2020	\$ 75,000	\$ 1,994			N
DORS	ASSOCIATES FOR TRAINING AND DEVELOPMENT	14SDR0303FG	Senior Community Service Employment Program	10/1/2014	6/30/2018	\$ 133,989		\$ 102,161		Y
DORS	BH CARE INC	16SDR6201BV	16SDR6201BV-Vocational Rehab.	1/1/2016	12/31/2018	\$ 500,000	\$ 1,976			N
DORS	CAPITOL REGION EDUCATION COUNCIL	15SDR6202QW	15SDR6202QW-DORS-Voc. Rehab.	12/1/2015	12/31/2018	\$ 1,300,000	\$ 15,724			N
DORS	CENTER FOR MEDICARE ADVOCACY INC	17SDRHIC01CMA	Medicare legal & educational assistance and training	7/1/2017	6/30/2018	\$ 151,476		\$ 3,500	\$ 147,976	N
DORS	CMPERRY VOCATIONAL & CONSULTING LLC	16SDR6203DS	Voc. Rehab.	7/1/2016	6/30/2019	\$ 500,000	\$ 5,388			N
DORS	COMMUNICATION ADVOCACY NETWORK	17SDR8403GO	BESB	1/1/2017	6/30/2019	\$ 218,435	\$ 46,387	\$ 22,539		N
DORS	CONNECTICUT COMMUNITY CARE INC	15SDRHAP01CCC	Healthy Ideas Training and technical assistance for an evidence-based depression detection program for older adults with chronic health conditions	7/1/2015	6/30/2018	\$ 12,500			\$ 12,500	N
DORS	CONNECTICUT COMMUNITY CARE INC	17SDRCDA01CCC	Chronic Disease self-management education programs	2/1/2017	6/30/2019	\$ 10,308			\$ 3,436	N
DORS	CONNECTICUT INSTITUTE FOR THE BLIND INC	17SDR6202OE	17SDR6202OE-Assistive Tech	4/15/2017	9/30/2020	\$ 406,000		\$ 82,668		N
DORS	CONNECTICUT INSTITUTE FOR THE BLIND INC	17SDR8401FX	17SDR8401FX-BESB	1/1/2017	6/30/2019	\$ 77,002	\$ 3,119			N
DORS	CONNECTICUT INSTITUTE FOR THE BLIND INC	17SDR8401OE	17SDR8401OE-BESB summer camp	8/1/2017	9/30/2017	\$ 35,040		\$ 29,784		N
DORS	CONNECTICUT LEGAL SERVICES INC	16SDRMLP01CLS	Phase II Model Approaches to Statewide Legal Assistance Systems project	8/1/2016	7/31/2019	\$ 180,000		\$ 67,500		N
DORS	CONNECTICUT LEGAL SERVICES INC	17SDRSMP01CLS	Outreach presentations to Medicare beneficiaries and families on fraud prevention	7/1/2017	6/30/2020	\$ 11,000		\$ 3,000		N
DORS	CW RESOURCES INC	17SDR6211GQ	17SDR6211GQ-CRP	7/1/2017	12/31/2021	\$ 550,000	\$ 2,985			N
DORS	CW RESOURCES INC	17SDR8401GQ	17SDR8401GQ-BESB EEO	7/1/2017	6/30/2019	\$ 5,959	\$ 367			N
DORS	DAVID BRANDOLINI LLC	13SDR6201CA	Assistive Tech evaluation and training services for Deaf-Blind consumers.	2/1/2013	9/30/2018	\$ 129,800		\$ 28,538		N
DORS	DISABILITIES NETWORK OF E CT	14SDR6201HT	Community Rehabilitation Service Provider for DORS VR clients	9/1/2014	9/30/2017	\$ 250,000	\$ 783			N
DORS	DISABILITIES NETWORK OF E CT	17SDR6201HT	17SDR6201HT Independent Living	10/1/2016	9/30/2019	\$ 335,380	\$ 31,959	\$ 20,100		N
DORS	DISABILITIES NETWORK OF E CT	17SDR6211HT	17SDR6211HT-Voc. Rehab.	10/1/2017	9/30/2020	\$ 100,000	\$ 348			N
DORS	DISABILITIES NETWORK OF EASTERN	17SDR6201HT	17SDR6201HT Independent Living	10/1/2016	9/30/2019	\$ 335,380	\$ 35,311	\$ 11,100		N
DORS	DISABILITIES NETWORK OF EASTERN	17SDR6211HT	17SDR6211HT-Voc. Rehab.	10/1/2017	9/30/2020		\$ 1,792			N
DORS	EASTCONN	13SDR6201IK	Assistive Technology Services for DORS VR and Deaf-Blind clients.	10/1/2013	9/30/2018	\$ 242,000		\$ 25,382		N
DORS	EASTER SEALS GOODWILL INDUSTRIES	17SDR6201IL	17SDR6201IL-Voc. Rehab.	7/1/2017	12/31/2021	\$ 100,000	\$ 890			N
DORS	EASTER SEALS MASSACHUSETTS INC	13SDR6203DZ	Assistive Technology Services to DORS VR and Deaf-Blind clients	9/1/2013	9/30/2018	\$ 155,000		\$ 444		N
DORS	EASTERN CT AREA AGENCY ON AGING	15SDRFED01ECA	Federal Title III & Title VII funds for Eastern CT Area Agency on Aging for elderly services	10/1/2015	9/30/2020	\$ 8,399,786		\$ 1,314,243		N
DORS	EASTERN CT AREA AGENCY ON AGING	16SDRSMP01ECA	Senior Medicare Patrol	7/1/2016	6/30/2020	\$ 127,726		\$ 27,626		N
DORS	EASTERN CT AREA AGENCY ON AGING	17SDRCHS01ECA	Congregate housing services in Eastern CT	93 1/1/2017	12/31/2019	\$ 472,490		\$ 72,175	\$ 28,859	N



Agency	Supplier	Contract #	Description	Begin Date	Expire Date	Contract Amount	General Fund Payments	Federal Fund Payments	Other Fund Payments	Competitive
DORS	EASTERN CT AREA AGENCY ON AGING	17SDRHIC01ECA	CHOICES	7/1/2017	6/30/2018	\$ 77,206		\$ 36,598	\$ 40,608	N
DORS	EASTERN CT AREA AGENCY ON AGING	17SDRMIP01ECA	Medicare Improvements for Patients and Providers Act Initiative	9/30/2017	9/29/2018	\$ 26,967		\$ 20,223		N
DORS	EASTERN CT AREA AGENCY ON AGING	17SDRMSP01ECA	Medicare Savings Program	11/20/2017	8/31/2018	\$ 75,000	\$ 27,925			N
DORS	EASTERN CT AREA AGENCY ON AGING	17SDRSFA01ECA	State funded social & nutrition services for the elderly	7/1/2017	6/30/2022	\$ 4,240,993			\$ 510,621	N
DORS	EASTERSEALS CAPITAL REGION & EASTERN	17SDR6201IQ	17SDR6201IQ	7/1/2017	12/31/2021	\$ 2,400,000	\$ 1,444			N
DORS	EDADVANCE	14SDR0301IY	Senior Community Service Employment Program	10/1/2014	6/30/2019	\$ 315,559		\$ 96,848		Y
DORS	EMPLOYMENT OPTIONS LLC	17SDR6201JE	17SDR6201JE-Voc. Rehab.	10/1/2017	9/30/2020	\$ 50,000	\$ 3,907			N
DORS	GOODWILL INDUSTRIES OF SOUTHERN	17SDR6201IL	17SDR6201IL-Voc. Rehab.	7/1/2017	12/31/2021		\$ 3,999			N
DORS	GOODWILL OF WESTERN AND NORTHERN	17SDR6201LD	17SDR6201LD-CRP	7/1/2017	12/31/2021	\$ 3,500,000	\$ 10,729			N
DORS	GREATER NEW HAVEN DISABILITY RIGHTS	17SDR6201LI	17SDR6201LI Independent Living	10/1/2016	9/30/2019	\$ 335,380	\$ 67,382	\$ 30,535		N
DORS	INDEPENDENCE NORTHWEST INC	17SDR6201DI	17SDR6201DI Independent Living	10/1/2016	9/30/2019	\$ 335,380	\$ 66,603	\$ 28,548		N
DORS	INDEPENDENCE UNLIMITED INC	17SDR6201NW	17SDR6201NW independent living	10/1/2016	9/30/2019	\$ 335,380	\$ 70,809	\$ 25,813		N
DORS	JEWISH FAMILY SERVICE OF STAMFORD INC	14SDR0301OH	Senior Community Service Employment Program	10/1/2014	6/30/2019	\$ 420,290		\$ 68,262		Y
DORS	KUHN EMPLOYMENT OPPORTUNITIES INC	15SDR6201PJ	Vocational Rehabilitation Services	7/1/2015	6/30/2018	\$ 500,000	\$ 4,537			N
DORS	MARRAKECH INC	14SDR6201QZ	Community Rehabilitation Service Provider for DORS VR clients	10/1/2014	9/30/2017	\$ 2,802,202	\$ 19,370		\$ 4,785	N
DORS	MARRAKECH INC	17SDR6201QZ	#NAME?	10/1/2017	9/30/2020	\$ 3,000,000	\$ 1,729		\$ 2,976	N
DORS	MENTAL HEALTH CONNECTICUT INC	16SDR6212WT	16SDR6212WT-Voc. Rehab.	9/1/2016	9/30/2019	\$ 400,000	\$ 4,608			N
DORS	MINDSCAPE INDUSTRIES	17SDR6213ES	17SDR6213ES - BESB EEO	4/1/2017	2/28/2020	\$ 547,200	\$ 52,050			N
DORS	NAMI OF CONNECTICUT INC	14SDR6312LD	Medicare Rx	7/1/2014	6/30/2018	\$ 7,124			\$ 7,124	N
DORS	NCAAA	15SDRFED01NCA	Federal Title III & Title VII funding for North Central Area Agency on Aging for elderly services	10/1/2015	9/30/2020	\$ 10,626,907		\$ 1,085,302		N
DORS	NCAAA	16SDRSMP01NCA	Senior Medicare Patrol	7/1/2016	6/30/2020	\$ 158,429		\$ 38,957		N
DORS	NCAAA	17SDRHIC01NCA	CHOICES health insurance assistance, outreach, information and assistance, counseling and eligibility screening for elderly CT residents	7/1/2017	6/30/2018	\$ 77,204		\$ 18,299	\$ 20,181	N
DORS	NCAAA	17SDRSFA01NCA	State funded social & nutrition services for the elderly	7/1/2017	6/30/2022	\$ 4,387,294			\$ 451,994	N
DORS	NORTH CENTRAL AREA AGENCY ON AGING INC	15SDRFED01NCA	Federal Title III & Title VII funding for North Central Area Agency on Aging for elderly services	10/1/2015	9/30/2020			\$ 1,466,579		N
DORS	NORTH CENTRAL AREA AGENCY ON AGING INC	16SDRSMP01NCA	Senior Medicare Patrol	7/1/2016	6/30/2020	\$ 158,429		\$ 15,588		N
DORS	NORTH CENTRAL AREA AGENCY ON AGING INC	17SDRHIC01NCA	CHOICES health insurance assistance, outreach, information and assistance, counseling and eligibility screening for elderly CT residents	7/1/2017	6/30/2018			\$ 18,299	\$ 20,425	N
DORS	NORTH CENTRAL AREA AGENCY ON AGING INC	17SDRMIP01NCA	Medicare Improvements for Patients and Providers Act Initiative	9/30/2017	9/29/2018	\$ 26,966		\$ 20,223		N
DORS	NORTH CENTRAL AREA AGENCY ON AGING INC	17SDRMSP01NCA	Medicare Savings Program	11/20/2017	8/31/2018	\$ 75,000	\$ 27,749			N



Agency	Supplier	Contract #	Description	Begin Date	Expire Date	Contract Amount	General Fund Payments	Federal Fund Payments	Other Fund Payments	Competitive
DORS	NORTH CENTRAL AREA AGENCY ON AGING INC	17SDRSFA01NCA	State funded social & nutrition services for the elderly	7/1/2017	6/30/2022				\$ 116,588	N
DORS	SEABIRD ENTERPRISES INC	14SDR6201XA	Community Rehabilitation Service Provider for DORS clients	8/1/2014	9/30/2017	\$ 250,000	\$ 3,831			N
DORS	SEABIRD ENTERPRISES INC	17SDR6201XA	17SDR6201XA-Voc. Rehab.	10/1/2017	9/30/2020	\$ 75,000	\$ 1,778			N
DORS	SHARP TRAINING INC	14SDR6201XC	Community Rehabilitation Service provider for DORS-VR clients	9/1/2014	9/30/2017	\$ 300,000	\$ 1,070			N
DORS	SHARP TRAINING INC	17SDR6201XC	17SDR6201XC-Voc. Rehab.	10/1/2017	9/30/2020	\$ 30,000	\$ 1,816			N
DORS	SOUTHEASTERN EMPLOYMENT SERVICES LLC	13SDR6201XQ	DoRS VR Industry Specific Training and Placement Program (ISTPP) at Lowe's Distribution Center, 1421 Lowes Way, Plainfield, CT.	5/1/2013	4/30/2017	\$ 641,888		\$ 524		N
DORS	SOUTHEASTERN EMPLOYMENT SERVICES LLC	17SDR6211XQ	17SDR6211XQ-CRP	7/1/2017	12/31/2021	\$ 4,500,000	\$ 77,454			N
DORS	SOUTHWESTERN CONNECTICUT AGENCY ON	15SDRFED01SWA	Federal Title III & Title VII funding to Southwestern CT Agency on Aging for elderly services	10/1/2015	9/30/2020	\$ 8,591,059		\$ 1,814,435		N
DORS	SOUTHWESTERN CONNECTICUT AGENCY ON	16SDRSMPO1SWA	Senior Medicare Patrol	7/1/2016	6/30/2020	\$ 127,724		\$ 27,624		N
DORS	SOUTHWESTERN CONNECTICUT AGENCY ON	17SDRHIC01SWA	CHOICES health insurance assistance, outreach, information and assistance, counseling and eligibility screening program for elderly CT residents	7/1/2017	6/30/2018	\$ 77,204		\$ 36,598	\$ 40,606	N
DORS	SOUTHWESTERN CONNECTICUT AGENCY ON	17SDRMIP01SWA	Medicare Improvements for Patients and Providers Act Initiative	9/30/2017	9/29/2018	\$ 27,813		\$ 20,860		N
DORS	SOUTHWESTERN CONNECTICUT AGENCY ON	17SDRMSP01SWA	Medicare Savings Program	11/20/2017	8/31/2018	\$ 83,000	\$ 28,261			N
DORS	SOUTHWESTERN CONNECTICUT AGENCY ON	17SDRSFA01SWA	State funded social & nutrition services for the elderly	7/1/2017	6/30/2022	\$ 4,325,570			\$ 509,478	N
DORS	STAR INC LIGHTING THE WAY	17SDR6201YO	17SDR6201YO-Voc. Rehab.	9/1/2017	9/30/2020	\$ 75,000	\$ 6,545			N
DORS	THE ALMADA LODGE-TIMES FARM CAMP	17SDR8402SF	17SDR8402SF-BESB camp	6/12/2017	10/30/2017	\$ 24,375	\$ 12,188			N
DORS	THE ARC OF LITCHFIELD COUNTY INC	16SDR6201QB	16SDR6201QB-Voc. Rehab.	1/1/2016	12/31/2018	\$ 125,000	\$ 12,928			N
DORS	THE ARC OF THE FARMINGTON VALLEY INC	14SDR6201KB	Community Rehabilitation Service Provider for DORS VR clients	7/1/2014	8/31/2017	\$ 100,000	\$ 2,152			N
DORS	THE CENTER FOR ADVOCACY RESEARCH	17SDR6201DH	17SDR6201DH-CRP	7/1/2017	12/31/2021	\$ 200,000	\$ 76,958			N
DORS	THE CONNECTICUT INSTITUTE FOR THE BLIND	17SDR8401FX	17SDR8401FX-BESB	1/1/2017	6/30/2019		\$ 21,836			N
DORS	THE KENNEDY CENTER INC	17SDR6211OY	17SDR6211OY-CRP	7/1/2017	12/31/2021	\$ 1,700,000	\$ 4,685			N
DORS	THE KENNEDY CENTER INC	17SDR8401OY	17SDR8401OY-BESB	7/1/2017	6/30/2019	\$ 540,056	\$ 23,273		\$ 24,656	N
DORS	TRANSITIONAL EMPLOYMENT UNLIMITED INC	17SDR6212AL	17SDR6212AL-CRP	7/1/2017	12/31/2021	\$ 5,500,000	\$ 14,361			N
DORS	UNITED CEREBRAL PALSY OF EASTERN	17SDR6202AU	17SDR6202AU-Asst. Tech	6/1/2017	4/30/2020	\$ 60,000		\$ 15,000		N
DORS	UNITED CEREBRAL PALSY OF EASTERN	17SDR8402AU	17SDR8402AU BESB	1/1/2017	6/30/2019	\$ 28,600		\$ 7,538		N
DORS	UNITED SERVICES INC	15SDRHAP01USI	Identify and link chronically ill elderly clients with depressive symptoms to primary care or mental health/behavioral health service providers	7/1/2015	6/30/2018	\$ 12,500			\$ 12,500	Y
DORS	VIABILITY INC	17SDR6211ES	17SDR62011ES-CRP	7/1/2017	12/31/2021	\$ 900,000	\$ 7,636			N
DORS	VISTA LIFE INNOVATIONS INC	14SDR6202BK	Community Rehabilitation Services Provider for DORS clients	11/1/2014	12/31/2017	\$ 300,000	\$ 5,620			N
DORS	VISTA LIFE INNOVATIONS INC	18SDR6202BK	18SDR6202BK-Voc. Rehab	1/1/2018	12/31/2018	\$ 75,000	\$ 3,777			N



Agency	Supplier	Contract #	Description	Begin Date	Expire Date	Contract Amount	General Fund Payments	Federal Fund Payments	Other Fund Payments	Competitive
DORS	WESTERN CT AREA AGCY ON AGING	12SDR6002CD	BRS-Assistive Technology Services	7/15/2012	9/30/2017	\$ 221,000		\$ 22,500		N
DORS	WESTERN CT AREA AGCY ON AGING	15SDRFED01WCA	Federal Title III & Title VII funding for Western CT Area Agency on Aging for elderly services	10/1/2015	9/30/2020	\$ 9,155,506		\$ 2,620,549		N
DORS	WESTERN CT AREA AGCY ON AGING	16SDRSMP01WCA	Senior Medicare Patrol	7/1/2016	6/30/2020	\$ 127,724		\$ 27,624		N
DORS	WESTERN CT AREA AGCY ON AGING	17SDR6002CD	17SDR6002CD-Asst.Technology	10/1/2017	9/30/2020	\$ 135,000		\$ 22,500		N
DORS	WESTERN CT AREA AGCY ON AGING	17SDRCHS01WCA	Congregate housing services in Western CT	1/1/2017	12/31/2019	\$ 616,701		\$ 90,280	\$ 38,255	N
DORS	WESTERN CT AREA AGCY ON AGING	17SDRHIC01WCA	CHOICES health insurance assistance, outreach, information and assistance, counseling and eligibility screening program for elderly CT residents	7/1/2017	6/30/2018	\$ 77,206		\$ 36,598	\$ 40,608	N
DORS	WESTERN CT AREA AGCY ON AGING	17SDRMIP01WCA	Medicare Improvements for Patients and Providers Act Initiative	9/30/2017	9/29/2018	\$ 26,967		\$ 20,223		N
DORS	WESTERN CT AREA AGCY ON AGING	17SDRMSP01WCA	Medicare Savings Program	11/20/2017	8/31/2018	\$ 75,000	\$ 21,266			N
DORS	WESTERN CT AREA AGCY ON AGING	17SDRSFA01WCA	State-funded social and nutrition services for the elderly	7/1/2017	6/30/2022	\$ 4,423,785			\$ 509,689	N
DORS	WINDHAM REGIONAL COMM COUNCIL	15SDR6202CO	DORS-Assistive Technology	9/30/2015	9/30/2018	\$ 81,000		\$ 27,000		N
DORS	YALE UNIVERSITY	17SDRHAP01YAU	evidence-based fall prevention program for elderly CT residents	7/1/2017	6/30/2019	\$ 658,041			\$ 282,018	N
DORS TOTAL		99				\$ 110,673,550	\$ 944,763	\$ 11,622,663	\$ 3,373,509	
DPH	AIDS CONNECTICUT INC	13DPH0117JJ	Provide HIV Comprehensive Risk Counseling Services and HIV Outreach Testing and Linkage in the Greater Hartford region	1/1/2013	12/31/2018	\$ 1,500,000		\$ 32,115	\$ 220,117	Y
DPH	AIDS CONNECTICUT INC	17DPH0123NN	Provide Core medical and support services to people living with HIV/AIDS in Connecticut	4/1/2017	3/31/2020	\$ 3,538,734			\$ 859,272	Y
DPH	AIDS CONNECTICUT INC	17DPH0167NN	Syringe Services and Drug User Health services including HIV and HCV screenings, overdose prevention education and access to naloxone services	1/1/2017	12/31/2018	\$ 318,482			\$ 159,241	N
DPH	AIDS PROJECT GREATER DANBURY INC	13DPH0116JJ	Provide Comprehensive Risk Counseling Services and HIV Outreach, Testing and Linkage to care for individuals.	1/1/2013	12/31/2018	\$ 1,328,412		\$ 55,351	\$ 46,232	Y
DPH	AIDS PROJECT GREATER DANBURY INC	17DPH0109NN	Provide Core medical and support services to people living with HIV/AIDS in CT.	4/1/2017	3/31/2020	\$ 310,146			\$ 34,332	Y
DPH	AIDS PROJECT NEW HAVEN	13DPH0118JJ	Year 5 HIV Prevention: Behavioral Interventions, HIV prevention counseling, comprehensive risk counseling.	1/1/2013	12/31/2018	\$ 2,287,906		\$ 71,050	\$ 127,635	Y
DPH	AIDS PROJECT NEW HAVEN	13DPH0118JJ	Year 6 HIV Prevention: Behavioral Interventions, HIV prevention counseling, comprehensive risk counseling.	1/1/2013	12/31/2018			\$ 21,790	\$ 179,447	Y
DPH	AIDS PROJECT NEW HAVEN	17DPH0110NN	Provide Core medical and support services to low income people who are living with HIV/AIDS in CT.	4/1/2017	3/31/2020	\$ 1,218,096			\$ 387,001	Y
DPH	ALERE WELLBEING INC	14DPH0013LL	Tobacco Cessation Quitline	7/9/2014	6/30/2019	\$ 3,722,117			\$ 206,415	Y



Agency	Supplier	Contract #	Description	Begin Date	Expire Date	Contract Amount	General Fund Payments	Federal Fund Payments	Other Fund Payments	Competitive
DPH	ALLIANCE FOR LIVING INC	17DPH0113NN	Provide services to low income individuals who are living with HIV/AIDS in CT.	4/1/2017	3/31/2020	\$ 2,162,958			\$ 636,171	Y
DPH	APEX COMMUNITY CARE INC	13DPH0116JJ	Provide Comprehensive Risk Counseling Services and HIV Outreach, Testing and Linkage to care for individuals.	1/1/2013	12/31/2018			\$ 25,052	\$ 117,796	Y
DPH	APEX COMMUNITY CARE INC	17DPH0109NN	Provide Core medical and support services to people living with HIV/AIDS in CT.	4/1/2017	3/31/2020				\$ 43,612	Y
DPH	APEX COMMUNITY CARE INC	17DPH0114NN	Provide Core medical and support services to people living with HIV/AIDS in CT.	4/1/2017	3/31/2020	\$ 725,862			\$ 197,501	Y
DPH	BRIDGEPORT HOSPITAL	13DPH0025KK	Provide breast & cervical cancer screening and/or diagnostic follow-up and referral, colorectal cancer screening and/or diagnostic follow up and referral services	7/1/2013	12/31/2018	\$ 1,243,982		\$ 89,760	\$ 218,318	N
DPH	BRISTOL HOSPITAL INC	12DPH0048XX	Contractor shall provide nutrition and health education, checks to purchase specific supplemental foods and referral services to eligible persons found to be at nutritional and/or medical risk	10/1/2012	9/30/2017	\$ 3,756,363		\$ 198,225		Y
DPH	BRISTOL HOSPITAL INC	17DPH0062OO	Regional WIC Program	10/1/2017	9/30/2022	\$ 3,900,330		\$ 569,754		N
DPH	BRISTOL-BURLINGTON HEALTH DISTRICT	15DPH0033MM	PHHS Block Grant (3 Years)	10/1/2015	9/30/2018	\$ 55,165		\$ 18,188		N
DPH	CAPITOL REGION EDUCATION COUNCIL	17DPH0065OO	Provide medical and behavioral health care services for children	7/1/2017	6/30/2022	\$ 347,670	\$ 69,534			N
DPH	CATHOLIC CHARITIES INC	16DPH0148	FY18 - Reduction of Infant mortality and improvement of health and well-being of low-income pregnant and parenting women, infants, children & their families who live in Hartford.	1/15/2016	3/31/2019	\$ 80,000		\$ 10,000		N
DPH	CATHOLIC CHARITIES INC	16DPH0148	FY19 - Reduction of Infant mortality and improvement of health and well-being of low-income pregnant and parenting women, infants, children & their families who live in Hartford.	1/15/2016	3/31/2019			\$ 10,000		N
DPH	CATHOLIC CHARITIES INC	17DPH0049PP	FY18: Provide refugee health promotion services, including health education classes and group intervention sessions, for refugees in the greater Hartford area.	8/15/2017	8/14/2020	\$ 72,000		\$ 24,000		N
DPH	CENTRAL CONN HEALTH DISTRICT	15DPH0034MM	PHHS Block Grant (3 Years)	10/1/2015	9/30/2018	\$ 71,273		\$ 23,237		N
DPH	CHARLOTTE HUNGERFORD HOSP	13DPH0015KK	Provide breast and cervical cancer as well colorectal cancer screening and/or diagnostic follow-up and referral services.	7/1/2013	12/31/2018	\$ 1,004,155		\$ 54,252	\$ 109,519	N
DPH	CHARTER OAK HEALTH CENTER INC	14DPH0079LL	The purpose is to reduce infant mortality and improve the health and well-being of low-income pregnant and parenting women, infants, children and their families who live in Hartford.	9/1/2014	3/31/2019	\$ 336,352		\$ 106,952		N
DPH	CHATHAM HEALTH DISTRICT	15DPH0035MM	PHHS Block Grant (3 Years)	10/1/2015	9/30/2018	\$ 46,489		\$ 14,669		N
DPH	CHESPROT COTT HEALTH DIST	15DPH0036MM	PHHS Block Grant (3 Years)	10/1/2015	9/30/2018	\$ 38,419		\$ 12,658		N
DPH	CHILD AND FAMILY AGENCY OF SOUTHEASTERN	17DPH0063OO	Provide medical and behavioral health care services for children.	7/9/2017	6/30/2022	\$ 11,520,230	\$ 2,229,770	\$ 20,000		N
DPH	CITY OF BRIDGEPORT	15DPH0002MM	PHHS Block Grant - 3 Years	10/1/2015	9/30/2018	\$ 152,113		\$ 48,915		N



Agency	Supplier	Contract #	Description	Begin Date	Expire Date	Contract Amount	General Fund Payments	Federal Fund Payments	Other Fund Payments	Competitive
DPH	CITY OF BRIDGEPORT	15DPH1064MM	Public Health Preparedness	7/1/2015	6/30/2017	\$ 214,122		\$ 22,876		N
DPH	CITY OF BRIDGEPORT	17DPH0009OO	FY18: Provision of Sexually Transmitted Diseases (STDs) and Tuberculosis (TB) prevention, screening and treatment services to reduce the incidence of STD and TB in Connecticut.	7/1/2017	6/30/2022	\$ 400,855			\$ 80,171	N
DPH	CITY OF BRIDGEPORT	17DPH0041NN	Contractor will provide technical assistance, building and strengthening capacity necessary to prevent opioid overdose deaths in the Bridgeport community.	1/1/2017	8/31/2019	\$ 90,000		\$ 30,000		N
DPH	CITY OF DANBURY	15DPH0004MM	PHHS Block Grant (3 Years)	10/1/2015	9/30/2018	\$ 69,266		\$ 17,634		N
DPH	CITY OF DANBURY	17DPH0010OO	FY18: Provision of Tuberculosis prevention and control services in Danbury for the period 7/1/17 - 6/30/18.	7/1/2017	6/30/2022	\$ 125,000			\$ 25,000	N
DPH	CITY OF HARTFORD	12DPH0003JJ	FY2017 - Provision of sexually transmitted diseases (STD) and Tuberculosis (TB) diagnosis, treatment and prevention services during the period 7/1/16 - 6/30/17.	7/1/2012	7/31/2017	\$ 1,221,206		\$ 12,000		N
DPH	CITY OF HARTFORD	12DPH0051XX	Contractor shall provide nutrition and health education and checks to purchase specific supplemental foods and referral services to eligible persons at nutritional and/or medical risk	10/1/2012	12/31/2017	\$ 7,042,506		\$ 807,868		Y
DPH	CITY OF HARTFORD	14DPH0078LL	To reduce infant mortality and improve the health and well-being of low-income pregnant and parenting women, infants, children and their families who live in Hartford.	9/1/2014	3/31/2019	\$ 336,352		\$ 69,452		N
DPH	CITY OF HARTFORD	15DPH0011MM	PHHS Block Grant (3 Years)	10/1/2015	9/30/2018	\$ 150,077		\$ 55,713		N
DPH	CITY OF HARTFORD	16DPH0067MM	Immunizations (IAP)	1/1/2016	12/31/2020	\$ 542,592		\$ 152,474		N
DPH	CITY OF HARTFORD	17DPH0037NN	The Contractor shall focus on a number of evidence-based practices and strategies to help prevent prescription drug and opioid overdose morbidity and mortality in the Hartford community.	1/1/2017	8/31/2019	\$ 90,000		\$ 47,500		N
DPH	CITY OF HARTFORD	17DPH0070OO	Provide medical and behavioral health care services to children.	7/1/2017	6/30/2022	\$ 5,305,805	\$ 936,161	\$ 125,000		N
DPH	CITY OF HARTFORD	17DPH0090NN	The Contractor shall provide the following services under OTL Program, including Partner Services (PS), collectively the "Program" to Clients at high-risk of HIV/AIDS	1/1/2017	12/31/2018	\$ 300,000		\$ 51,044	\$ 103,165	N
DPH	CITY OF HARTFORD	18DPH0061OO	Regional WIC Agency	1/1/2018	9/30/2022	\$ 6,691,377		\$ 398,416		N
DPH	CITY OF NEW HAVEN	15DPH0020MM	PHHS Block Grant (3 Years)	10/1/2015	9/30/2018	\$ 141,335		\$ 45,719		N
DPH	CITY OF NEW HAVEN	16DPH0030NN	FP#1: dental sealants for high-risk children	9/1/2016	8/31/2018	\$ 90,000		\$ 7,500		Y
DPH	CITY OF NEW HAVEN	16DPH0030NN	FP#2: dental sealants for high-risk children	9/1/2016	8/31/2018			\$ 60,000		Y
DPH	CITY OF NEW HAVEN	16DPH0064MM	Immunization Action Plan	1/1/2016	6/30/2020	\$ 462,820		\$ 113,660		N
DPH	CITY OF NEW HAVEN	17DPH0014OO	FY18: Provision of Sexually Transmitted Diseases (STDs) and Tuberculosis (TB) prevention, screening and treatment services to reduce the incidence of STD and TB in Connecticut.	7/1/2017	6/30/2022	\$ 577,305		\$ 81,051	\$ 96,400	N



Agency	Supplier	Contract #	Description	Begin Date	Expire Date	Contract Amount	General Fund Payments	Federal Fund Payments	Other Fund Payments	Competitive
DPH	CITY OF NEW HAVEN	17DPH0040NN	The Contractor shall focus on a number of evidence-based practices and strategies to help prevent prescription drug and opioid overdose morbidity and mortality in the New Haven community.	1/1/2017	8/31/2019	\$ 90,000		\$ 40,000		N
DPH	CITY OF NEW HAVEN	17DPH0075OO	Provide medical and behavioral health care services to children.	7/1/2017	6/30/2022	\$ 6,742,520	\$ 1,211,004	\$ 137,500		N
DPH	CITY OF STAMFORD	12DPH0053XX	Contractor shall provide nutrition and health education, checks to purchase specific supplemental foods and referral services to eligible persons found to be at nutritional and/or medical risk	10/1/2012	12/31/2017	\$ 4,552,869		\$ 486,197		Y
DPH	CITY OF STAMFORD	13DPH0135JJ	HIV testing services to identify new HIV positive individuals	1/1/2013	12/31/2017	\$ 750,000		\$ 19,456	\$ 6,250	Y
DPH	CITY OF STAMFORD	15DPH0024MM	PHHS Block Grant (3 Years)	10/1/2015	9/30/2018	\$ 103,298		\$ 33,536		N
DPH	CITY OF STAMFORD	16DPH0032NN	FP# 1 Oral Health dental sealants	9/1/2016	8/31/2018	\$ 75,871		\$ 7,500		Y
DPH	CITY OF STAMFORD	16DPH0032NN	FP# 2 Oral Health dental sealants	9/1/2016	8/31/2018			\$ 45,871		Y
DPH	CITY OF STAMFORD	16DPH0061MM	Immunizations (IAP)	1/1/2016	6/30/2020	\$ 411,328		\$ 114,258		N
DPH	CITY OF STAMFORD	18DPH0059OO	Regional WIC Program	1/1/2018	9/30/2022	\$ 4,366,724		\$ 291,375		N
DPH	COMMUNITY HEALTH CENTER INC	13DPH0026KK	Provide breast & cervical cancer screening as well as colorectal cancer screening and diagnostic svcs	7/1/2013	12/31/2018	\$ 1,175,468		\$ 68,340	\$ 160,146	N
DPH	COMMUNITY HEALTH CENTER INC	13DPH0119JJ	Provide HIV Comprehensive Risk Counseling Services to newly diagnosed HIV positive individuals	1/1/2013	12/31/2018	\$ 565,686		\$ 19,780	\$ 27,252	Y
DPH	COMMUNITY HEALTH CENTER INC	13DPH0119JJ	Provide HIV Comprehensive Risk Counseling Services to newly diagnosed HIV positive individuals.	1/1/2013	12/31/2018			\$ 13,920	\$ 30,919	Y
DPH	COMMUNITY HEALTH CENTER INC	17DPH0064OO	Provide medical and behavioral health care services to children.	7/1/2017	6/30/2022	\$ 5,673,985	\$ 1,134,797			N
DPH	COMMUNITY HEALTH CENTER INC	17DPH0122NN	Deliver Core medical and support services to people living with HIV/AIDS in CT.	4/1/2017	3/31/2020	\$ 360,000			\$ 120,000	Y
DPH	COMMUNITY HEALTH SERVICES INC	13DPH0120JJ	Provide HIV testing in the Hartford region. Services will help in identifying newly diagnosed HIV positive individuals.	1/1/2013	12/31/2018	\$ 508,516		\$ 23,716	\$ 63,238	Y
DPH	COMMUNITY HEALTH SERVICES INC	14DPH0077LL	The purpose is to reduce infant mortality and improve the health and well-being of low-income pregnant and parenting women, infants, children and their families who live in Hartford.	9/1/2014	3/31/2019	\$ 336,352		\$ 69,452		N
DPH	COMMUNITY HEALTH SERVICES INC	17DPH0115NN	Provide services to individuals who are living with HIV/AIDS in CT.	4/1/2017	3/31/2020	\$ 261,243			\$ 87,081	Y
DPH	COMMUNITY MENTAL HEALTH AFFILIATES INC	15DPH0122MM	Tobacco Use Intervention	12/1/2015	12/31/2018	\$ 194,000			\$ 40,000	N
DPH	COMMUNITY RENEWAL TEAM INC	13DPH0121JJ	HIV Prevention Services which includes HIV Counseling, and linkage to future care	1/1/2013	12/31/2018	\$ 587,010		\$ 33,017	\$ 64,407	Y
DPH	COMMUNITY RENEWAL TEAM INC	17DPH0118NN	Provide Ryan White Part B services to people living with HIV/AIDS.	4/1/2017	3/30/2020	\$ 330,000			\$ 78,873	Y
DPH	CONNECTICUT ALLIANCE TO END SEXUAL	17DPH0020OO	FY 18: Provision of Rape Crisis Intervention and Prevention Services and Rape Prevention and Education services.	7/1/2017	6/30/2022	\$ 5,411,848	\$ 546,942	\$ 397,482	\$ 152,000	N
DPH	CONNECTICUT CHILDRENS MEDICAL CENTER	12DPH0008JJ	Newborn screening for newborns with abnormal Hemoglobin results	7/1/2012	6/30/2018	\$ 604,993	\$ 23,848		\$ 77,500	N
DPH	CONNECTICUT CHILDRENS MEDICAL CENTER	17DPH0022OO	Regional Lead Treatment Center	7/1/2017	6/30/2018	\$ 134,229			\$ 134,229	N



Agency	Supplier	Contract #	Description	Begin Date	Expire Date	Contract Amount	General Fund Payments	Federal Fund Payments	Other Fund Payments	Competitive
DPH	CONNECTICUT FAMILY SUPPORT NETWORK INC	17DPH0128NN	FP#1: Early Hearing Detection and Intervention improvement	6/1/2017	3/31/2020	\$ 195,000		\$ 65,000		Y
DPH	CONNECTICUT FAMILY SUPPORT NETWORK INC	17DPH0128NN	FP#2: Early Hearing Detection and Intervention improvement	6/1/2017	3/31/2020			\$ 16,250		Y
DPH	CONNECTICUT INSTITUTE FOR COMMUNITIES	17DPH0012OO	Provision of a clinic-based sexually transmitted diseases control program that includes education, screening, diagnosis and treatment of STDs for the period 7/1/17 to 6/30/18.	7/1/2017	6/30/2022	\$ 4,226			\$ 4,225	N
DPH	CONNECTICUT INSTITUTE FOR COMMUNITIES	17DPH0076OO	Provide medical and behavioral health care services to children.	7/1/2017	6/30/2022	\$ 3,134,465	\$ 626,893			N
DPH	CONNECTICUT INSTITUTE FOR COMMUNITIES	18DPH0057OO	Regional WIC Agency	1/1/2018	9/30/2022	\$ 1,689,772		\$ 107,992		N
DPH	CONNECTICUT RIVER AREA HEALTH DISTRICT	15DPH0037MM	PHHS Block Grant (3 year)	10/1/2015	9/30/2018	\$ 24,795		\$ 8,901		N
DPH	CONNECTICUT ALLIANCE OF BOYS & GIRLS	15DPH0123MM	Tobacco Cessation	12/1/2015	1/31/2019	\$ 472,218			\$ 220,000	N
DPH	CONSUMER WELLNESS SOLUTIONS INC	14DPH0013LL	Tobacco Cessation Quiteline	7/1/2014	6/30/2019			\$ 7,275	\$ 117,201	Y
DPH	CORNELL SCOTT-HILL HEALTH CORPORATION	13DPH0125JJ	HIV Prevention services which include HIV Expanded Testing to help newly diagnosed HIV positive individuals.	1/1/2013	12/31/2018	\$ 536,718		\$ 35,248	\$ 64,139	Y
DPH	EAST SHORE DISTRICT HEALTH DEPT	15DPH0038MM	PHHS Block Grant (Year 3)	10/1/2015	9/30/2018	\$ 54,442		\$ 17,760		N
DPH	EASTERN HIGHLANDS HEALTH DIST	15DPH0039MM	PHHS Block Grant (Year 3)	10/1/2015	9/30/2018	\$ 63,629		\$ 26,163		N
DPH	EDADVANCE	15DPH0117MM-1	Tobacco Cessation	12/1/2015	12/31/2018	\$ 269,759			\$ 110,000	N
DPH	EDADVANCE	17DPH0007OO	Tobacco Cessation	7/1/2017	6/30/2019	\$ 284,615			\$ 200,000	N
DPH	EPISCOPAL SOCIAL SERVICE OF THE	15DPH0111LL	Provision of Refugee Health Promotion services including educating refugees on navigating the US healthcare system, intensive medical case management and health professionals training for the period 1/1/15 to 8/14/17.	1/1/2015	8/14/2017	\$ 98,100		\$ 8,000		N
DPH	EPISCOPAL SOCIAL SERVICE OF THE	17DPH0048OO	FY18: Provide refugee health promotion services, including health education classes and wellness interventions, to refugees in the greater New Haven area.	8/15/2017	8/14/2020	\$ 72,000		\$ 24,000		N
DPH	FAIR HAVEN COMMUNITY HEALTH CLINIC INC	17DPH0067OO	Provide medical and behavioral health care services to children.	7/1/2017	6/30/2022	\$ 275,825	\$ 55,165			N
DPH	FAMILY CENTERS INC	17DPH0038OO	Provide Early Intervention Services to Ryan White Part B clients.	7/1/2017	12/31/2018	\$ 225,600		\$ 13,305	\$ 131,850	Y
DPH	FAMILY CENTERS INC	17DPH0084OO	Provide medical and behavioral health care services for children.	7/1/2017	6/30/2022	\$ 3,961,445	\$ 792,289			N
DPH	FAMILY CENTERS INC	17DPH0111NN	Provide Ryan White Part B Core Medical and Support Services to people living with HIV/AIDS.	4/1/2017	3/31/2020	\$ 892,500			\$ 296,733	Y
DPH	FAMILY STRIDES INC	12DPH0050XX	Contractor shall provide nutritional and health education, checks to purchase specific supplemental foods and referral services to eligible persons found to be at nutritional and/or medical risk	10/1/2012	4/30/2018	\$ 1,297,873		\$ 210,042		Y
DPH	FARMINGTON VALLEY HEALTH DIST	15DPH0040MM	PHHS Block Grant (3 Years)	10/1/2015	9/30/2018	\$ 76,471		\$ 25,061		N
DPH	FIRST CHOICE HEALTH CENTERS INC	16DPH0031NN	FP#1: dental sealant for high-risk children	9/1/2016	8/31/2018	\$ 90,000		\$ 7,500		Y



Agency	Supplier	Contract #	Description	Begin Date	Expire Date	Contract Amount	General Fund Payments	Federal Fund Payments	Other Fund Payments	Competitive
DPH	FIRST CHOICE HEALTH CENTERS INC	16DPH0031NN	FP#2: dental sealant for high-risk children	9/1/2016	8/31/2018			\$ 60,000		Y
DPH	GBAPP INC	13DPH0122JJ	Year 5: Contractor to provide an intervention: HIV Outreach, Testing and Linkage to Care. This will help in identifying new HIV positive individuals.	1/1/2013	12/31/2018	\$ 1,998,910		\$ 29,467	\$ 157,781	Y
DPH	GBAPP INC	13DPH0122JJ	Year 6: Contractor to provide an intervention: HIV Outreach, Testing and Linkage to Care. This will help in identifying new HIV positive individuals.	1/1/2013	12/31/2018				\$ 184,578	Y
DPH	GENERATIONS FAMILY HEALTH CENTER INC	17DPH0068OO	Provide medical and behavioral health care services for children.	7/1/2017	6/30/2022	\$ 551,525	\$ 110,305			N
DPH	GRIFFIN HOSPITAL	17DPH0069OO	Provide medical and behavioral health care services to school children.	7/1/2017	6/30/2022	\$ 531,780	\$ 106,356			N
DPH	HARTFORD BEHAVIORAL HEALTH	15DPH0116MM	Tobacco Cessation	12/1/2015	12/31/2018	\$ 140,920			\$ 25,000	N
DPH	HARTFORD GAY & LESBIAN HEALTH COLLECTIVE	13DPH0124JJ	Provide a Diffused Effective Behavioral Intervention for men who have sex with men. Educate men on the dangers of HIV and its transmission.	1/1/2013	12/31/2018	\$ 1,494,520		\$ 20,859	\$ 176,198	Y
DPH	HARTFORD GAY & LESBIAN HEALTH COLLECTIVE	17DPH0121NN	Provide core medical and support services to people living with HIV/AIDS in Connecticut.	4/1/2017	3/31/2020	\$ 711,000			\$ 175,051	Y
DPH	HARTFORD GAY AND LESBIAN HEALTH	13DPH0124JJ	Provide a Diffused Effective Behavioral Intervention for men who have sex with men. Educate men on the dangers of HIV and its transmission.	1/1/2013	12/31/2018			\$ 23,731	\$ 23,910	Y
DPH	HARTFORD GAY AND LESBIAN HEALTH	17DPH0121NN	Provide core medical and support services to people living with HIV/AIDS in Connecticut.	4/1/2017	3/31/2020				\$ 60,998	Y
DPH	HARTFORD HEALTH CARE	13DPH0027KK-1	Provide breast & cervical cancer screening services diagnostic follow-up and referral. Also provide for Colorectal cancer screening and diagnostic follow-up and referral services.	7/1/2013	12/31/2018	\$ 2,430,011		\$ 158,070	\$ 290,869	N
DPH	HISPANIC HEALTH COUNCIL	12DPH0157II	WIC Program	1/1/2012	9/30/2017	\$ 813,815		\$ 25,000		N
DPH	HISPANIC HEALTH COUNCIL	14DPH0081LL	HFHS: The purpose is to reduce infant mortality and improve the health and well-being of low-income pregnant and parenting women, infants, children and their families who live in Hartford	9/1/2014	3/31/2019	\$ 548,286		\$ 33,801		N
DPH	HISPANIC HEALTH COUNCIL	14DPH0081LL	Tobacco FP# 4: Services will be procured to assist the Tobacco & Health Trust Fund Board of Trustees to implement Best Practices for Tobacco Use Prevention & Control.	9/1/2014	3/31/2019				\$ 55,377	N
DPH	HISPANIC HEALTH COUNCIL	14DPH0081LL	Tobacco FP# 5: Services will be procured to assist the Tobacco & Health Trust Fund Board of Trustees to implement Best Practices for Tobacco Use Prevention & Control.	9/1/2014	3/31/2019			\$ 37,500		N
DPH	HISPANIC HEALTH COUNCIL	17DPH0003OO	WIC-BFP	10/1/2017	9/30/2018	\$ 100,000		\$ 75,000		N
DPH	HOSPITAL FOR SPECIAL CARE	16DPH0164NN	Provide education on Sickle Cell Disease and linkages for SCD consumers, etc.	7/1/2016	6/30/2021	\$ 1,189,475			\$ 237,895	Y



Agency	Supplier	Contract #	Description	Begin Date	Expire Date	Contract Amount	General Fund Payments	Federal Fund Payments	Other Fund Payments	Competitive
DPH	HUMAN RESOURCES AGENCY OF	13DPH0126JJ	Provide two HIV Diffused Effective Behavioral Interventions focusing on Intravenous Drug Users and HIV positive individuals.	1/1/2013	12/31/2018	\$ 1,527,897		\$ 71,766	\$ 185,421	Y
DPH	HUMAN RESOURCES AGENCY OF	17DPH0119NN	Provide Core medical and support services to people living with HIV/AIDS in CT.	4/1/2017	3/31/2020	\$ 712,224			\$ 228,180	Y
DPH	HUMAN SERVICES COUNCIL INC	17DPH0071OO	Provide medical and behavioral health care services to children	7/1/2017	6/30/2022	\$ 1,484,325	\$ 296,865			N
DPH	LATINO COMMUNITY SERVICES INC	13DPH0128JJ	Provide HIV/AIDS Effective behavioral intervention to persons infected with HIV/AIDS and outreach, testing and linkage	1/1/2013	12/31/2018	\$ 932,560		\$ 30,950	\$ 78,471	Y
DPH	LATINO COMMUNITY SERVICES INC	17DPH0107NN	Ryan White Part B Core Medical and Support Services to low income individuals living with HIV/AIDS in CT	4/1/2017	3/31/2020	\$ 594,384			\$ 135,932	Y
DPH	LAWRENCE AND MEMORIAL HOSPITAL	13DPH0042KK	Provide breast & cervical cancer screening services as well and colorectal cancer screening cancer screening services, diagnostic and referral health services to women.	7/1/2013	12/31/2018	\$ 1,099,024		\$ 54,137	\$ 104,511	N
DPH	LAWRENCE AND MEMORIAL HOSPITAL	13DPH0127JJ	Provide HIV Comprehensive Risk Counseling Services to help in identifying new HIV positive individuals and getting them into HIV prevention counseling.	1/1/2013	12/31/2018	\$ 590,000			\$ 110,216	Y
DPH	LEDGE LIGHT HEALTH DIST	15DPH0041MM	PHHS Block Grant (3 Years)	10/1/2015	9/30/2018	\$ 104,721		\$ 39,071		N
DPH	LEDGE LIGHT HEALTH DIST	17DPH0038NN	Contractor will focus on a number of evidence-based practices and strategies to help prevent prescription drug and opioid overdose morbidity and mortality in the Ledge Light community.	1/1/2017	8/31/2019	\$ 90,000		\$ 30,000		N
DPH	LIBERTY COMMUNITY SERVICES INC	13DPH0129JJ	HIV Prevention services which includes outreach, testing, and linkage to care.	1/1/2013	12/31/2018	\$ 732,714		\$ 38,552	\$ 82,821	Y
DPH	LIFEBRIDGE COMMUNITY SERVICES INC	17DPH0106NN	Deliver Ryan White Part B Core medical and support services to people living with HIV/AIDS in CT.	4/1/2017	3/31/2020	\$ 887,946			\$ 295,981	Y
DPH	MERIDEN TOWN TREASURER	115DPH0120MM	Tobacco Best Practices	12/1/2015	12/31/2017	\$ 163,178			\$ 16,178	Y
DPH	MERIDEN TOWN TREASURER	12DPH0052XX	Contractor shall provide nutrition and health education, checks to purchase specific supplemental food and referral services to eligible persons found to be at nutritional and/or medical risk	10/1/2012	9/30/2017	\$ 4,071,509		\$ 216,170		Y
DPH	MERIDEN TOWN TREASURER	15DPH0014MM	PHHS Block Grant (3 Years)	10/1/2015	9/30/2018	\$ 53,292		\$ 17,253		N
DPH	MERIDEN TOWN TREASURER	17DPH0060OO	Regional WIC Program	10/1/2017	9/30/2022	\$ 4,236,015		\$ 677,510		N
DPH	MID FAIRFIELD AIDS PROJECT INC	17DPH0117NN	Core Medical and Support Services to low income individuals	4/1/2017	3/31/2020	\$ 479,016			\$ 158,527	Y
DPH	MIDWESTERN CONNECTICUT COUNCIL OF	15DPH0121MM	Tobacco Cessation	12/1/2015	12/31/2017	\$ 425,000			\$ 105,000	N
DPH	NAUGATUCK VALLEY HEALTH DISTRICT	15DPH0042MM	PHHS Block Grant (3 Years)	10/1/2015	9/30/2018	\$ 99,912		\$ 32,914		N
DPH	NAUGATUCK VALLEY HEALTH DISTRICT	16DPH0066MM	Immunizations	1/1/2016	6/30/2020	\$ 334,156		\$ 86,633		N
DPH	NEW BRITAIN CITY TREASURER	16DPH0065MM	Immunizations	1/1/2016	6/30/2020	\$ 397,792		\$ 111,391		N
DPH	NEWTOWN HEALTH DISTRICT	15DPH0043MM	PHHS Block Grant (3 Years)	10/1/2015	9/30/2018	\$ 22,563		\$ 7,690		N
DPH	NORTH CENTRAL DISTRICT HEALTH DEPARTMENT	15DPH0044MM	PHHS Block Grant (3 Years)	10/1/2015	9/30/2018	\$ 132,759		\$ 43,311		N



Agency	Supplier	Contract #	Description	Begin Date	Expire Date	Contract Amount	General Fund Payments	Federal Fund Payments	Other Fund Payments	Competitive
DPH	NORTHEAST DISTRICT DEPT OF HEALTH	15DPH0045MM	PHHS Block Grant (3 Years)	10/1/2015	9/30/2018	\$ 66,119		\$ 21,265		N
DPH	NORWALK TOWN TREASURER	15DPH0022MM	PHHS Block Grant (3 year)	10/1/2015	9/30/2018	\$ 67,798		\$ 22,560		N
DPH	NORWALK TOWN TREASURER	16DPH0063MM	Immunizations	1/1/2016	6/30/2020	\$ 438,088		\$ 86,337		N
DPH	NORWALK TOWN TREASURER	17DPH0015OO	FY18: Provision of Sexually Transmitted Diseases (STDs) and Tuberculosis (TB) prevention, screening and treatment services to reduce the incidence of STD and TB in Connecticut.	7/1/2017	6/30/2022	\$ 309,979		\$ 85,649	\$ 42,000	N
DPH	OPTIMUS HEALTH CARE INC	10DPH0146HH	special supplement	9/1/2010	12/31/2017	\$ 9,249,684		\$ 327,705		N
DPH	OPTIMUS HEALTH CARE INC	10DPH0146HH	Special Supplement Nutrition Program for Women, Infants and Children in the greater Bridgeport area.	9/1/2010	12/31/2017			\$ 320,592		N
DPH	OPTIMUS HEALTH CARE INC	13DPH0132JJ	Provide HIV Expanded Testing in the Bridgeport region. This testing will help in identifying newly diagnosed HIV positive individuals.	1/1/2013	12/31/2018	\$ 549,846		\$ 26,714	\$ 65,708	Y
DPH	OPTIMUS HEALTH CARE INC	17DPH0077OO	Provide medical and behavioral health cares services for children.	7/1/2017	6/30/2022	\$ 5,394,705	\$ 1,073,345	\$ 5,596		N
DPH	OPTIMUS HEALTH CARE INC	17DPH0105NN	Provide services to low income individuals living with HIV/AIDS in CT.	4/1/2017	3/31/2020	\$ 1,485,231			\$ 482,451	Y
DPH	OPTIMUS HEALTH CARE INC	18DPH0055OO	BF 18 Regional WIC Program	1/1/2018	9/30/2022	\$ 6,301,326		\$ 11,023		N
DPH	OPTIMUS HEALTH CARE INC	18DPH0055OO	Regional WIC Program	1/1/2018	9/30/2022			\$ 516,585		N
DPH	PERCEPTION PROGRAMS INC	13DPH0133JJ	Provide HIV Diffused	1/1/2013	12/31/2018	\$ 1,235,996		\$ 55,353	\$ 117,408	Y
DPH	PERCEPTION PROGRAMS INC	13DPH0133JJ	Provide HIV Diffused Effective Behavioral Intervention targeting intravenous drug users from the Hartford area.	1/1/2013	12/31/2018			\$ 37,986		Y
DPH	PLAINVILLE-SOUTHINGTON REGIONAL HEALTH	15DPH0046MM	PHHS Block Grant (3 Years)	10/1/2015	9/30/2018	\$ 43,299		\$ 10,644		N
DPH	PLANNED PARENTHOOD OF SOUTHERN	12DPH0012JJ	Comprehensive reproductive health and prevention services in areas with highest rates of teen pregnancy and low income families.	10/1/2012	10/30/2017	\$ 6,320,117	\$ 254,527	\$ 9,728		N
DPH	PLANNED PARENTHOOD OF SOUTHERN	13DPH0071JJ	Provision of Sexually Transmitted Diseases prevention and control services at designated Planned Parenthood clinics throughout Connecticut.	1/1/2013	12/31/2017	\$ 98,834		\$ 8,654		N
DPH	PLANNED PARENTHOOD OF SOUTHERN	13DPH0134JJ	Provide HIV Expanded Testing statewide. This will help in identifying newly diagnosed individuals who test positive for HIV.	1/1/2013	12/31/2018	\$ 517,022		\$ 23,725	\$ 62,980	Y
DPH	PLANNED PARENTHOOD OF SOUTHERN	17DPH0040OO	Provide a Family Program for comprehensive reproductive health care services in particular areas of CT with high concentration of low-income women of "reproductive age" and with high rate of teen pregnancy.	10/1/2017	9/30/2022	\$ 5,393,440	\$ 805,664			N
DPH	PLANNED PARENTHOOD OF SOUTHERN	17DPH0053OP	Genomics Program: address disparities in cancer screening and early detection. Personal Responsibility Education Program (PREP): educating youth on the prevention of pregnancy, HIV and STDs.	10/1/2017	9/30/2018	\$ 153,763		\$ 103,763		N
DPH	PLANNED PARENTHOOD OF SOUTHERN	18DPH0070OO	FY 18 - Provision of clinic-based sexually transmitted diseases (STD) screening, treatment and education services.	1/1/2018	12/31/2022	\$ 97,115		\$ 9,712		N
DPH	POMPERAUG DIST DEPT OF HEALTH	15DPH0047MM	PHHS Block Grant (3 Years)	10/1/2015	9/30/2018	\$ 31,440		\$ 10,299		N



Agency	Supplier	Contract #	Description	Begin Date	Expire Date	Contract Amount	General Fund Payments	Federal Fund Payments	Other Fund Payments	Competitive
DPH	PROJECT ACCESS NEW HAVEN INC	12DPH0168XX	FY18: provision of Patient Navigation Services in the greater New Haven area for the period 7/1/2017 to 6/30/2018	7/1/2012	6/30/2019	\$ 1,335,157	\$ 227,075			N
DPH	PROSPECT ECHN INC	13DPH0016KK-1	Fiscal Year 2018-Provide breast & cervical cancer screening and/or diagnostic follow-up referral services and WiseWoman screening and/or diagnostics follow-up referral services	9/30/2016	12/31/2018	\$ 324,236		\$ 51,676	\$ 84,621	N
DPH	PROSPECT WATERBURY INC	13DPH0048KK-1	Waterbury Health Access Prog. - provide eligible patients in the Gtr Waterbury area with access to health care services during period 7/1/2017 to 6/30/2018. Services for 8/1/2013 - 6/30/17 were covered under CORE ID#13DPH0048KK.	8/1/2013	6/30/2019	\$ 554,346	\$ 246,376			N
DPH	PROSPECT WATERBURY INC	17DPH0050NN	Expanded Testing Initiative to Integrate HIV and Hepatitis C services	1/1/2017	12/31/2018	\$ 140,070		\$ 24,261	\$ 50,216	N
DPH	QUINNIPIACK VALLEY HEALTH DISTRICT	15DPH0048MM	PHHS Block Grant (3 Years)	10/1/2015	9/30/2018	\$ 74,466		\$ 24,375		N
DPH	QUINNIPIACK VALLEY HEALTH DISTRICT	16DPH0036NN	The contractor shall provide technical assistance, building and strengthening capacity necessary to prevent opioid overdose deaths in the Quinnipiac Valley Health District communities.	12/1/2016	8/31/2019	\$ 90,000		\$ 30,000		N
DPH	REGION DISTRICT 11 TREASURER	17DPH0079OO	Provide medical and behavioral health care services for children.	7/1/2017	6/30/2022	\$ 274,620	\$ 41,193			N
DPH	SOUTHWEST COMMUNITY HEALTH CENTER INC	13DPH0139JJ	Year 5: Contractor to provide two interventions: HIV Counseling and HIV Outreach, Testing, and Linkage to Care	1/1/2013	12/31/2018	\$ 1,458,174		\$ 42,511	\$ 82,090	Y
DPH	SOUTHWEST COMMUNITY HEALTH CENTER INC	13DPH0139JJ	Year 6: Contractor to provide two interventions: HIV Counseling and HIV Outreach, Testing, and Linkage to Care	1/1/2013	12/31/2018			\$ 21,656	\$ 101,894	Y
DPH	SOUTHWESTERN AHEC INC	16DPH0062MM	Immunizations	1/1/2016	12/31/2020	\$ 506,466		\$ 108,158		N
DPH	SOUTHWESTERN AHEC INC	16DPH0159MM	Early Detection Program	1/1/2016	6/30/2017	\$ 188,022		\$ 49,169		N
DPH	ST FRANCIS HOSPITAL & MEDICAL CENTER	13DPH0046KK	Provide Breast & cervical cancer screening and/or diagnostic follow-up referral services, colorectal cancer screening and diagnostic follow-up and referral services	7/1/2013	12/31/2018	\$ 1,305,273		\$ 65,870	\$ 144,823	N
DPH	ST FRANCIS HOSPITAL & MEDICAL CENTER	14DPH0058KK	Child Sexual Abuse Program	8/15/2013	6/30/2018	\$ 580,734	\$ 23,535		\$ 90,571	N
DPH	ST FRANCIS HOSPITAL & MEDICAL CENTER	14DPH0080LL	The purpose is to reduce infant mortality and improve the health and well-being of low-income pregnant and parenting women, infants, children and their families who live in Hartford.	9/1/2014	5/31/2019	\$ 332,653		\$ 69,452		N
DPH	ST MARY'S HOSPITAL CORP	13DPH0017KK	Provide breast & cervical cancer screening and or diagnostic follow up and referral, as well as colorectal cancer screening and diagnostic and referral services.	7/1/2013	12/31/2018	\$ 1,197,471		\$ 59,018	\$ 122,058	N
DPH	STAMFORD HOSPITAL	13DPH0018KK	Provide breast & cervical cancer screening as well as colorectal cancer screening and diagnostic svcs	7/1/2013	12/31/2018	\$ 1,243,520		\$ 57,005	\$ 130,849	N
DPH	STAYWELL HEALTH CARE INC	13DPH0136JJ	Provide HIV Expanded Testing in the Waterbury/New Haven region. Provide HIV Testing and help in identifying newly diagnosed HIV positive individuals.	104 1/1/2013	12/31/2018	\$ 547,760		\$ 24,629	\$ 66,652	Y



Agency	Supplier	Contract #	Description	Begin Date	Expire Date	Contract Amount	General Fund Payments	Federal Fund Payments	Other Fund Payments	Competitive
DPH	STAYWELL HEALTH CARE INC	17DPH0080OO	Provide medical and behavioral health care services for children.	7/1/2017	6/30/2022	\$ 1,282,175	\$ 256,435			N
DPH	STRATFORD TOWN TREASURER	15DPH0025MM	PHHS Block Grant (3 Years)	10/1/2015	9/30/2018	\$ 40,012		\$ 13,274		N
DPH	STRATFORD TOWN TREASURER	17DPH0081OO	Provide medical and behavioral health care services to school children.	7/1/2017	6/30/2022	\$ 734,395	\$ 146,879			N
DPH	THE ACCESS AGENCY INC	12DPH0047XX	Contractor shall provide nutritional and health education, checks to purchase specific supplemental foods and referral services to eligible persons found to be at nutritional and/or medical risks	10/1/2012	12/31/2017	\$ 2,589,513		\$ 257,702		Y
DPH	THE ACCESS AGENCY INC	18DPH0051OO	Regional WIC Agency	1/1/2018	9/30/2022	\$ 2,486,009		\$ 208,603		N
DPH	TORRINGTON AREA HEALTH DISTRICT	15DPH0049MM	PHHS Block Grant (3 Years)	10/1/2015	9/30/2018	\$ 101,623		\$ 33,308		N
DPH	TORRINGTON AREA HEALTH DISTRICT	16DPH0060MM	Immunizations	1/1/2016	6/30/2020	\$ 290,740		\$ 80,761		N
DPH	TOWN OF BETHEL	15DPH0001MM	PHHS Block Grant (3year)	10/1/2015	9/30/2018	\$ 13,473		\$ 4,444		N
DPH	TOWN OF BRANFORD	17DPH0049OO	Provide medical and behavioral health care services to children.	7/1/2017	6/30/2022	\$ 1,537,890	\$ 307,578			N
DPH	TOWN OF DARIEN	15DPH0005MM	PHHS Block Grant (3 Years)	10/1/2015	9/30/2018	\$ 15,935		\$ 5,210		N
DPH	TOWN OF EAST HARTFORD	12DPH0049XX	Contractor shall provide nutrition and health education, checks to purchase specific supplemental foods and referral services to eligible persons found to be at nutritional and/or medical risks.	10/1/2012	9/30/2017	\$ 3,989,893		\$ 214,133		Y
DPH	TOWN OF EAST HARTFORD	17DPH0053OO	Regional WIC Program	10/1/2017	9/30/2022	\$ 4,151,100		\$ 633,057		N
DPH	TOWN OF EAST HARTFORD	18DPH0088OO	Provide medical and behavioral health care services for children.	4/16/2018	6/30/2020	\$ 1,207,707	\$ 93,333			N
DPH	TOWN OF ESSEX	15DPH1025MM	Public Health Preparedness	7/1/2015	6/30/2017	\$ 9,646		\$ 1,823		N
DPH	TOWN OF FAIRFIELD	15DPH0007MM	PHHS Block Grant (3 Years)	10/1/2015	9/30/2018	\$ 63,682		\$ 34,357		N
DPH	TOWN OF GREENWICH	15DPH0009MM	PHHS Block Grant (3 Years)	10/1/2015	9/30/2018	\$ 45,048		\$ 15,060		N
DPH	TOWN OF MADISON	17DPH0054OO	Preventive Health Services	10/1/2017	9/30/2018	\$ 4,224		\$ 4,224		N
DPH	TOWN OF MADISON	17DPH0073OO	Provide medical and behavioral health care services to children.	7/1/2017	6/30/2022	\$ 274,620	\$ 54,924			N
DPH	TOWN OF MIDDLETOWN	15DPH0015MM	PHHS Block Grant (3 Years)	10/1/2015	9/30/2018	\$ 38,531		\$ 12,561		N
DPH	TOWN OF MONROE	15DPH0017MM	PHHS Block Grant (3 Yrs)	10/1/2015	9/30/2018	\$ 13,893		\$ 4,607		N
DPH	TOWN OF WALLINGFORD	15DPH0027MM	PHHS Block Grant (3 Years)	10/1/2015	9/30/2018	\$ 32,759		\$ 10,571		N
DPH	TOWN OF WESTBROOK	15DPH0029MM	PHHS Block Grant (3 Years)	10/1/2015	9/30/2018	\$ 5,178		\$ 1,752		N
DPH	TOWN OF WINDHAM	17DPH0082OO	Provide medical and behavioral health care services to children.	7/1/2017	6/30/2022	\$ 2,148,610	\$ 429,722			N
DPH	TOWN OF WINDSOR	15DPH0032MM	PHHS Block Grant (3 Years)	10/1/2015	9/30/2018	\$ 21,345		\$ 5,286		N
DPH	TRUMBULL TOWN TREASURER	15DPH0026MM	PHHS Block Grant (3 Years)	10/1/2015	9/30/2018	\$ 24,843		\$ 8,142		N
DPH	TVCCA INC	12DPH0054XX	Contractor shall provide nutrition and health education, checks to purchase specific supplemental foods and referral services to eligible persons found to be at nutritional and/or medical risk	10/1/2012	12/31/2017	\$ 3,728,906		\$ 362,327		Y
DPH	TVCCA INC	18DPH0054OO	Regional WIC Program	1/1/2018	9/30/2022	\$ 3,509,534		\$ 277,637		N
DPH	UNCAS HEALTH DISTRICT	15DPH0050MM	PHHS Block Grant (3 Years)	10/1/2015	9/30/2018	\$ 77,530		\$ 25,643		N
DPH	UNCAS HEALTH DISTRICT	17DPH0006OO	Tobacco Cessation	7/1/2017	6/30/2019	\$ 147,420			\$ 95,000	Y
DPH	UNITED WAY OF CONNECTICUT INC	12DPH0042JJ	Toll-free information; Provide information on health care and support for the states pregnant women, parents and their children	10/1/2012	9/30/2017	\$ 1,577,723		\$ 486,143		N



Agency	Supplier	Contract #	Description	Begin Date	Expire Date	Contract Amount	General Fund Payments	Federal Fund Payments	Other Fund Payments	Competitive
DPH	UNITED WAY OF CONNECTICUT INC	17DPH0058OO	Toll-free information; Provide information on health care and support for the states pregnant women, parents and their children, as well as suicide prevention.	10/1/2017	9/30/2022	\$ 1,549,270		\$ 232,391		N
DPH	URBAN LEAGUE OF GREATER HARTFORD INC	14DPH0086LL	Contractor shall reduce infant mortality and improve the health and well-being of low-income pregnant women, infants, children and their families who live in Hartford	9/1/2014	5/31/2019	\$ 296,560		\$ 63,030		N
DPH	WATERBURY TOWN TREASURER	12DPH0014JJ	Comprehensive case management and parenting programs to address significant perinatal health disparities.	10/1/2012	9/30/2017	\$ 1,773,576		\$ 87,644		N
DPH	WATERBURY TOWN TREASURER	12DPH0055XX	Contractor shall provide nutritional and health education, checks to purchase specific supplemental foods and referral services to eligible persons to be at nutritional and/or medical risk	10/1/2012	12/31/2017	\$ 5,926,240		\$ 585,101		Y
DPH	WATERBURY TOWN TREASURER	15DPH0028MM	PHHS Block Grant (3 Years)	10/1/2015	9/30/2018	\$ 112,383		\$ 37,310		N
DPH	WATERBURY TOWN TREASURER	15DPH0120LL	Conduct HIV Outreach, Testing, and Linkage	1/1/2015	12/31/2018	\$ 1,688,975		\$ 108,255	\$ 343,033	N
DPH	WATERBURY TOWN TREASURER	16DPH0059MM	Immunizations (IAP)	1/1/2016	6/30/2020	\$ 427,846		\$ 117,671		N
DPH	WATERBURY TOWN TREASURER	17DPH0039NN	Contractor will provide technical assistance, building and strengthening capacity necessary to prevent opioid overdose deaths in the Waterbury community.	1/1/2017	8/31/2019	\$ 90,000		\$ 30,000		N
DPH	WATERBURY TOWN TREASURER	17DPH0065OP	To provide comprehensive case management and parenting programs to address significant perinatal health disparities, particularly those experienced by disparate populations in the targeted area.	10/1/2017	9/30/2022	\$ 1,444,380		\$ 118,038	\$ 122,692	N
DPH	WATERBURY TOWN TREASURER	17DPH0108NN	Deliver Core medical and support services to people living with HIV/AIDS in CT.	4/1/2017	3/31/2020	\$ 681,924			\$ 171,566	Y
DPH	WATERBURY TOWN TREASURER	17DPH0112NN	Deliver Ryan White Part B services to low income people that are living with HIV/AIDS in CT.	4/1/2017	3/31/2020	\$ 434,253			\$ 87,774	Y
DPH	WATERBURY TOWN TREASURER	18DPH0058OO	WIC Program	1/1/2018	9/30/2022	\$ 5,567,765		\$ 489,490		N
DPH	WEST HARTFORD-BLOOMFIELD HEALTH DISTRICT	15DPH0052MM	PHHS Block Grant (3 Years)	10/1/2015	9/30/2018	\$ 71,764		\$ 22,119		N
DPH	WEST HAVEN TOWN TREASURER	15DPH0030MM	PHHS Block Grant (3 Years)	10/1/2015	9/30/2018	\$ 47,142		\$ 15,740		N
DPH	WEST HAVEN TOWN TREASURER	16DPH0058MM	Immunizations (IAP)	1/1/2016	6/30/2020	\$ 284,904		\$ 79,792		N
DPH	WESTERN CONNECTICUT HEALTH NETWORK INC	13DPH0019KK-1	Provide breast and cervical cancer screening and/or colorectal cancer screening along with diagnostic follow-up and referral services	7/1/2013	6/30/2018	\$ 1,591,176		\$ 119,008	\$ 309,863	N
DPH	WESTERN CONNECTICUT HOME CARE INC	16DPH0068MM	Immunizations (IAP)	11/1/2016	12/31/2020	\$ 392,158		\$ 108,933		N



Agency	Supplier	Contract #	Description	Begin Date	Expire Date	Contract Amount	General Fund Payments	Federal Fund Payments	Other Fund Payments	Competitive
DPH	WESTERN CT AREA AGCY ON AGING	13DPH0071KK	Enhance Diabetes Self-Management Program for the period 6/30/17 to 6/29/18.	11/1/2013	6/29/2018	\$ 123,100		\$ 29,350		N
DPH	WESTPORT/WESTON HEALTH DISTRICT	15DPH0051MM	PHHS Block Grant (3 Years)	10/1/2015	9/30/2018	\$ 26,640		\$ 8,845		N
DPH	WHEELER CLINIC INC	16DPH0143MM	Fed FY18: Provision of an intentional injury prevention program designed to decrease intentional injuries resulting from suicides during the period 10/1/2017 to 9/30/2018.	1/1/2016	9/30/2018	\$ 115,500		\$ 38,500		N
DPH	WHEELER CLINIC INC	17DPH0120NN	Provide services to individuals living with HIV/AIDS in CT.	4/1/2017	3/31/2020	\$ 344,640			\$ 65,023	Y
DPH	WILLIAM W BACKUS HOSPITAL	17DPH0018OO	FY18: Provision of Sexually Transmitted Diseases (STDs) and Tuberculosis (TB) prevention, screening and treatment services to reduce the incidence of STD and TB in Connecticut.	7/1/2017	6/30/2022	\$ 85,000			\$ 17,000	N
DPH	WINDHAM REGIONAL COMM COUNCIL	17DPH0126NN	Year 1: Deliver Ryan White Part B Medical and Support Services to low income individuals who are living with HIV/AIDS in Connecticut.	4/1/2017	3/31/2020	\$ 521,214			\$ 17,229	Y
DPH	WINDHAM REGIONAL COMM COUNCIL	17DPH0126NN	Year 2: Deliver Ryan White Part B Medical and Support Services to low income individuals who are living with HIV/AIDS in Connecticut.	4/1/2017	3/31/2020			\$ 14,589	\$ 109,195	Y
DPH	WINDHAM REGIONAL COMM COUNCIL	17DPH0126NN	Year 3: Deliver Ryan White Part B Medical and Support Services to low income individuals who are living with HIV/AIDS in Connecticut.	4/1/2017	3/31/2020				\$ 22,040	Y
DPH	YALE NEW HAVEN HOSPITAL	12DPH0046XX	Contractor shall provide nutrition and health education, checks to purchase specific supplemental foods and referral services to eligible persons found to be at nutritional and/or medical risk.	10/1/2012	9/30/2017	\$ 8,506,792		\$ 335,266		Y
DPH	YALE NEW HAVEN HOSPITAL	13DPH0028KK	Provide breast and cervical cancer screening and/or diagnostic follow-up and referral, colorectal cancer screening , risk reduction services	7/1/2013	12/31/2018	\$ 2,026,091		\$ 105,128	\$ 271,312	N
DPH	YALE NEW HAVEN HOSPITAL	13DPH0141JJ	Year 5: Counseling services to include HIV testing to help in identifying newly diagnosed HIV positive individuals.	1/1/2013	12/31/2018	\$ 1,141,500		\$ 26,950	\$ 70,396	Y
DPH	YALE NEW HAVEN HOSPITAL	13DPH0141JJ	Year 6: Counseling services to include HIV testing to help in identifying newly diagnosed HIV positive individuals.	1/1/2013	12/31/2018			\$ 16,268	\$ 60,561	Y
DPH	YALE NEW HAVEN HOSPITAL	17DPH0021OO	Lead Treatment Center	7/1/2017	6/30/2018	\$ 134,229	\$ 67,116		\$ 67,113	N
DPH	YALE NEW HAVEN HOSPITAL	17DPH0052OO	BF 18 Regional WIC Agency	10/1/2017	9/30/2022	\$ 8,904,405		\$ 123,628		N
DPH	YALE NEW HAVEN HOSPITAL	17DPH0052OO	Regional WIC Agency	10/1/2017	9/30/2022			\$ 1,217,254		N
DPH	YALE UNIVERSITY	12DPH0213JJ	Refer newborns with abnormal lab screening results for genetic and metabolic disorders to the Genetic Treatment Center	7/1/2012	6/30/2018	\$ 1,798,699	\$ 70,187	\$ 3,000	\$ 228,084	N
DPH	YALE UNIVERSITY	17DPH0083OO	Provide medical and behavioral health care services for children.	7/1/2017	6/30/2022	\$ 551,525	\$ 110,305			N
DPH	YALE UNIVERSITY	17DPH0085NN	Implement a Syringe Services Program at Yale University through the mobile outreach unit.	11/1/2017	12/31/2018	\$ 281,868			\$ 140,934	N
DPH TOTAL		211				\$ 265,236,740	\$ 12,348,124	\$ 16,954,143	\$ 12,765,420	



Agency	Supplier	Contract #	Description	Begin Date	Expire Date	Contract Amount	General Fund Payments	Federal Fund Payments	Other Fund Payments	Competitive
DSS	ABCD INC	14DSS4301AI	CT Energy Assistance (CEAP) - 2015	10/1/2014	9/30/2018	\$ 44,395,166		\$ 9,490,324		N
DSS	ABCD INC	16DSS1501AI	Community Services - 2017	10/1/2016	9/30/2019	\$ 3,950,470	\$ 314,329	\$ 1,002,493		N
DSS	ABCD INC	16DSS1511AI	Community Services - 2017	12/1/2016	9/30/2019	\$ 1,505,563	\$ 166,417	\$ 303,889		N
DSS	ABILITY BEYOND DISABILITY INC	12DSS2201ACR	Traumatic Brain Injury Program	7/1/2012	6/30/2019	\$ 706,791	\$ 173,765			N
DSS	ACCESS INDEPENDENCE INC	12DSS7101HU	Money Follows the Person - 2013	7/1/2012	6/30/2020	\$ 1,032,960	\$ 132,000			N
DSS	AGENCY ON AGING OF SOUTH CENTRAL	12DSS7101XK	Money Follows the Person - Emergency backup system for transition from nursing homes - 2013	7/1/2012	6/30/2020	\$ 4,859,507	\$ 543,230			N
DSS	ALLIED COMMUNITY RESOURCES INC	08DSS7101AS	Fiduciary Intermediary for nursing home transition - 2009	10/1/2008	1/31/2018	\$ 21,347,361	\$ 1,411,522	\$ 861,858		N
DSS	ALLIED COMMUNITY RESOURCES INC	12DSS5101AS	Disability Waive - r ServicesDisability Waiver Services - FIS to be provided for the HomeCare, PCA, and ABI programs - 2012, 2013, & 2014	1/1/2012	1/31/2018	\$ 16,010,959	\$ 858,925	\$ 807,892		Y
DSS	ALLIED COMMUNITY RESOURCES INC	18DSS7101AS	Fiduciary Intermediary Services - 2018 • Monitoring claims data for potential fraudulent claims activities;	2/1/2018	6/30/2019	\$ 10,142,787	\$ 400,797	\$ 400,797		N
DSS	ASCEND, A MAXIMUS Company	09DSS6502YJ		11/1/2009	6/30/2022	\$ 24,166,574	\$ 1,266,028		\$ 652,784	N
DSS	BEACON HEALTH OPTIONS INC	11DSS1206AL	Behavioral Health ASO - 2016	1/1/2011	12/31/2020	\$ 178,099,629	\$ 8,355,116	\$ 8,355,116		Y
DSS	BRAIN INJURY ALLIANCE OF CONNECTICUT INC	12DSS2201BZ	Traumatic Brain Injury program - 2016	7/1/2012	6/30/2019	\$ 1,777,642	\$ 47,000		\$ 99,508	N
DSS	BRIGHT FUTURES YOUTH CENTER INC	14DSS1301WV	Education & Training - 2018	10/1/2014	7/31/2017	\$ 284,115	\$ 5,558			N
DSS	BRIGHT FUTURES YOUTH CENTER INC	18DSS1301WV	Services to individuals and or families that have been impacted by Hurricanes Irma and Maria	4/1/2018	6/30/2018	\$ 29,118	\$ 29,118			N
DSS	CAREER RESOURCES	15DSS1401CZ	Case managemnet/Outreach and Recruitment - 2016	7/1/2015	7/31/2017	\$ 238,303	\$ 4,890			N
DSS	CATHOLIC CHARITIES INC	16DSS4801DD	Refugee Assistance Services - 2017	10/1/2016	9/30/2019	\$ 1,026,597		\$ 416,191		N
DSS	CATHOLIC CHARITIES INC	16DSS4811DD	Refugee Assistance Services - 2017	10/1/2016	9/30/2019	\$ 220,800		\$ 56,350		N
DSS	CHRISTIAN COMMUNITY ACTION INC	14DSS3101EC	Contractor will provide Services designed to assist individuals and/or families to address the needs and seek long-term resolution - 2015	7/1/2014	7/31/2017	\$ 519,039	\$ 12,125			N
DSS	CITY OF MILFORD	15DSS4001SE	Cash Management Services	10/1/2015	6/30/2018	\$ 46,697	\$ 6,670	\$ 6,670		N
DSS	COMMUNITY ACTION AGENCY OF NEW HAVEN INC	14DSS4301EP	CT Energy Assistance (CEAP) for low income clients 2015	10/1/2014	9/30/2018	\$ 33,108,717		\$ 498,312		N
DSS	COMMUNITY ACTION AGENCY OF NEW HAVEN INC	16DSS1501EP	Supports the Community Action Agency to allow them to provide support services to low-income clients in their catchment area - 2017	10/1/2016	9/30/2019	\$ 3,506,068	\$ 87,737	\$ 1,057,560		N
DSS	COMMUNITY CULINARY SCHOOL OF	16DSS4603FY	Job Training Program	4/1/2016	9/30/2018	\$ 69,843		\$ 23,767		N
DSS	COMMUNITY HEALTH CENTER ASSOCIATION	13DSS3101GB	provide a worker trained to perform application, enrollment and retention assistance services to Connecticut children and adults in FQHCs in order to attain and maintain eligibility for the Department?s HUSKY HEALTH 2017	7/1/2013	6/30/2021	\$ 3,399,834	\$ 372,758			N
DSS	COMMUNITY HEALTH CENTER ASSOCIATION	17DSS4701GB	Food Stamp Outreach	3/3/2017	11/15/2017	\$ 272,735		\$ 211,388		N
DSS	COMMUNITY HEALTH NETWORK OF CT INC	11DSS1202GQ	Administrative Service Organization- ASO -- Administers services/benefits to Medicaid clients per contract period 10/14/2011 to 12/31/2016	108 10/14/2011	12/31/2016	\$ 409,387,566	\$ 1,406,063	\$ 1,406,063		N



Agency	Supplier	Contract #	Description	Begin Date	Expire Date	Contract Amount	General Fund Payments	Federal Fund Payments	Other Fund Payments	Competitive
DSS	COMMUNITY HEALTH NETWORK OF CT INC	17DSS1202GQ	ASO - 2017	1/1/2017	12/31/2018	\$ 153,471,850	\$ 36,515,651	\$ 36,515,651		N
DSS	COMMUNITY RENEWAL TEAM INC	14DSS4301EW	CT Energy Assistance (CEAP) - 2015	10/1/2014	9/30/2018	\$ 75,324,248		\$ 18,662,284		N
DSS	COMMUNITY RENEWAL TEAM INC	15DSS5401EW	Emergency Shelters for Domestic Violence 2018	7/1/2015	6/30/2018	\$ 500,000		\$ 100,000		N
DSS	COMMUNITY RENEWAL TEAM INC	16DSS1501EW	Community Services - 2017	10/1/2016	9/30/2019	\$ 8,189,596	\$ 676,409	\$ 2,054,070		N
DSS	CONDUENT STATE HEALTHCARE LLC	07DSS1101AF	Husky and Charter Oak Enrollment Broker Services	2/1/2007	6/30/2019	\$ 80,982,316	\$ 9,375,679	\$ 101,002	\$ 4,781	Y
DSS	Conduent State & Local Solutions Inc.	18DSS0903ED	EBT	3/24/2014	3/23/2021	\$ 14,479,837	\$ 4,448,335	\$ 499,262		N
DSS	CONNECTICUT ASSOCIATION FOR COMMUNITY	16DSS5001FB	Case Management Services	3/1/2016	9/30/2018	\$ 5,074,613	\$ 82,907	\$ 1,822,119		N
DSS	CONNECTICUT ASSOCIATION FOR COMMUNITY	17DSS4701FB	Food Stamp Nutrition & Education	10/1/2017	9/30/2018	\$ 435,811		\$ 123,536		Y
DSS	Connecticut Association for Community Action, Inc.	16DSS4701FB	Outreach for SNAP program	12/1/2016	9/30/2017	\$ 431,374		\$ 211,065		N
DSS	CONNECTICUT CENTER FOR ARTS AND	16DSS4603EG	Shrt term vocational training	4/1/2016	9/30/2018	\$ 471,398		\$ 27,213		N
DSS	CONNECTICUT CHILDREN'S MEDICAL CENTER	09DSS1101FI	HUSKY Plus Program - Low-income clients in the grantee's catchment area.- 2016	7/1/2009	10/31/2017	\$ 4,243,403	\$ 1,325	\$ 9,718		N
DSS	CONNECTICUT COALITION AGAINST DOMESTIC	12DSS5401FJ	Funding for subcontracting shelter agencies 2017	10/1/2012	6/30/2019	\$ 43,914,473	\$ 5,003,832	\$ 1,307,128	\$ 365,696	N
DSS	CONNECTICUT COALITION AGAINST DOMESTIC	14DSS5401FJ	Emergency Shelters for Domestic Violence - 2017	7/1/2014	6/30/2019	\$ 1,120,235	\$ 194,592	\$ 106,941		N
DSS	CONNECTICUT COALITION AGAINST DOMESTIC	15DSS5401FJREV	Emergency Shelters for Domestic Violence 2018	6/1/2015	6/30/2019	\$ 493,267		\$ 120,800		N
DSS	CONNECTICUT COALITION OF MUTUAL	16DSS4801FK	Refugee Assistance Services - 2017	10/1/2016	9/30/2019	\$ 132,093		\$ 56,934		N
DSS	CONNECTICUT COALITION OF MUTUAL	16DSS4811FK	Refugee Assistance Services - 2017	10/1/2016	9/30/2019	\$ 28,800		\$ 7,525		N
DSS	CONNECTICUT COMMUNITY CARE INC	12DSS7101EL	Money Follows the Person	7/1/2012	6/30/2018	\$ 7,410,719	\$ 1,334,735			N
DSS	CONNECTICUT COUNCIL OF FAMILY SERVICE	16DSS5001FQ	Counseling Services - 2017	4/1/2016	9/30/2018	\$ 682,149		\$ 140,143		N
DSS	CONNECTICUT COUNCIL OF FAMILY SERVICE	17DSS3301FQ	Barrier Intervention Services - 2018	7/1/2017	6/30/2019	\$ 3,325,000	\$ 1,600,000		\$ 25,000	Y
DSS	CONNECTICUT FOOD BANK INC	14DSS4501FS	Emergency Food Program - 2016	10/1/2014	9/30/2018	\$ 1,465,780		\$ 392,666		N
DSS	CONNECTICUT FOOD BANK INC	15DSS4501FS	Commodity Food Program - 2016	2/1/2015	9/30/2019	\$ 448,636		\$ 125,215		N
DSS	CONNECTICUT FOOD BANK INC	16DSS4101FS	Nutritional Supplemental Plan	10/1/2016	9/30/2018	\$ 1,208,844	\$ 511,413	\$ 93,009		N
DSS	CONNECTICUT INSTITUTE FOR REFUGEES AND	16DSS4801OB	Case Management and Social Services to refugees. - 2017	10/1/2016	9/30/2019	\$ 297,927		\$ 145,089		N
DSS	CONNECTICUT INSTITUTE FOR REFUGEES AND	16DSS4811OB	Refugee Assistance	10/1/2016	9/30/2019	\$ 67,200		\$ 20,100		N
DSS	CONNECTICUT JEWISH COMM RELAT COUNCIL	15DSS4801OJ	Refugee Assistance Program - 2016	7/1/2015	9/21/2017	\$ 150,000	\$ 4,167			N
DSS	CONNECTICUT JEWISH COMM RELAT COUNCIL	16DSS4801OJ	Transition of Refugees 2016	10/1/2016	9/30/2019	\$ 130,029		\$ 57,850		N
DSS	CONNECTICUT JUNIOR REPUBLIC ASSOCIATION	16DSS5701FY	job readiness activities, after-school activities, tutoring, information and referral - 2017	7/1/2016	6/30/2019	\$ 1,338,223	\$ 265,538			Y
DSS	CONNECTICUT LEGAL SERVICES INC	16DSS5001FZ	Legal Aid - 2017	109 10/1/2016	9/30/2018	\$ 1,439,250		\$ 720,441		N



Agency	Supplier	Contract #	Description	Begin Date	Expire Date	Contract Amount	General Fund Payments	Federal Fund Payments	Other Fund Payments	Competitive
DSS	CONTINUUM OF CARE INC	16DSS4003FD	Case Management and Youth Recreation - 2018	10/1/2016	6/30/2018	\$ 114,229	\$ 27,570	\$ 27,570		N
DSS	Covenant Soup Kitchen, Inc.	15DSS4102VR	Nutrition Services for Food Stamp Recipients	7/1/2015	7/31/2017	\$ 130,366	\$ 2,414			N
DSS	Dental Benefit Management, Inc. d/b/a BeneCare Dental Plans	08DSS6602UF	Dental Benefit Management Inc., also known as BeneCare Dental Plans, delivers all clinical and the majority of administrative service functions to the Ct Medical Assistance Program to people who are enrolled in the HUSKY A, HUSKY B, HUSKY C and HUSKY D programs. The program works in cooperation with the Department of Social Services and its other subcontractors to ensure people receive appropriate and timely dental care. Their major activities include but are not limited to:	8/1/2008	6/30/2020	\$ 66,219,680	\$ 3,538,725	\$ 3,538,725		Y
DSS	DIXWELL NEIGHBORHOOD CORPORATION INC	15DSS4001HX	Case Management, Employment and Training	10/1/2015	6/30/2018	\$ 130,879	\$ 18,694	\$ 18,694		N
DSS	EASTCONN	16DSS5701IK	Teen Pregnancy Prevention - 2017	7/1/2016	6/30/2019	\$ 408,000	\$ 225,000			N
DSS	EASTERN CT AREA AGENCY ON AGING	12DSS7101IR	Money Follows the Person - 2013	7/1/2012	6/30/2020	\$ 1,511,304	\$ 165,950			N
DSS	END HUNGER CONNECTICUT INC	15DSS4101JF	Nutrition Supplemental Program - 2018	7/1/2015	6/30/2019	\$ 182,502	\$ 40,557			N
DSS	END HUNGER CONNECTICUT INC	16DSS4701JF	Food Stamp Outreach - 2017	10/1/2016	9/30/2017	\$ 114,466		\$ 57,230		N
DSS	END HUNGER CONNECTICUT INC	17DSS4701JF	Outreach and education to adults and families to enroll into SNAP program - 2018	10/1/2017	9/30/2018	\$ 76,206		\$ 38,104		N
DSS	EPISCOPAL SOCIAL SERVICE OF THE	16DSS4801JI	Refugee Assistance Services - 2017	10/1/2016	9/30/2019	\$ 891,000		\$ 539,461		N
DSS	EPISCOPAL SOCIAL SERVICE OF THE	16DSS4811JI	Refugee Assistance Services - 2017	10/1/2016	9/30/2019	\$ 163,200		\$ 79,813		N
DSS	FAIR HAVEN PARENTS MINISTRY	15DSS4001JP	case management, client services - 2018	10/1/2015	6/30/2018	\$ 193,680	\$ 27,665	\$ 27,665		N
DSS	FAMILIES IN CRISIS INC	15DSS1401JS	Case Management and Outreach Services	7/1/2015	7/31/2017	\$ 238,303	\$ 4,890			N
DSS	FAMILY CENTERED SERVICES OF CT INC	16DSS5702QJ	Teen Pregnancy Prevention - 2017	7/1/2016	6/30/2019	\$ 729,000	\$ 225,000			N
DSS	FAMILY STRIDES INC	15DSS1402AB	Case Management, Outreach Services - 2017	8/1/2015	7/31/2017	\$ 238,303	\$ 4,890			N
DSS	FOODSHARE INC	15DSS4501KL	Commodity Food Program 2016	2/1/2015	9/30/2019	\$ 238,038		\$ 69,355		N
DSS	FOODSHARE INC	16DSS4501KL	Emergency Food Assistance - 2017	10/1/2016	9/30/2018	\$ 368,192		\$ 194,463		N
DSS	GAYLORD FARMS REHABILITATION CENTER INC	12DSS2201KR	Traumatic Brain Injury program- 2016	7/1/2012	6/30/2019	\$ 733,448	\$ 76,122			N
DSS	GBAPP INC	16DSS1401LF	Case Management, outreach and recruitment, self sufficiency and group sessions (curriculum) - 2017	7/1/2016	7/31/2017	\$ 106,366	\$ 3,409			N
DSS	GOODWIN COLLEGE INC	15DSS4602ZJ	Job Readiness to SNAP recipients - 2016	10/1/2015	9/30/2018	\$ 1,450,750		\$ 245,039		N
DSS	GREATER NEW BRITAIN TEEN	16DSS5701LH	Teen Pregnancy Prevention - 2017	7/1/2016	6/30/2019	\$ 936,672	\$ 190,704			N
DSS	GREATER NEW HAVEN DISABILITY RIGHTS	13DSS7101LI	Nursing Facility Transition Project 2015	7/1/2013	6/30/2018	\$ 1,886,970	\$ 404,300			N
DSS	HISPANIC FEDERATION INC	14DSS1303DW	Human Resources Development - Hispanic Resources 2015	10/1/2014	7/31/2017	\$ 450,908	\$ 5,995			N
DSS	HISPANIC HEALTH COUNCIL	15DSS4702LG	Food Stamp - nutrition education 2016	10/1/2015	9/30/2018	\$ 3,717,300		\$ 1,156,954		N
DSS	HUMAN RESOURCES AGENCY OF	14DSS4301NL	CT Energy Assistance (CEAP) for low income clients 2015	10/2/2014	9/30/2018	\$ 17,911,125		\$ 4,913,064		N



Agency	Supplier	Contract #	Description	Begin Date	Expire Date	Contract Amount	General Fund Payments	Federal Fund Payments	Other Fund Payments	Competitive
DSS	HUMAN RESOURCES AGENCY OF INDEPENDENCE NORTHWEST INC	16DSS1511NL	Supports the Community Action Agency to allow them to provide support services to low-income clients in their catchment area - 2017	10/1/2016	9/30/2019	\$ 2,479,722	\$ 249,636	\$ 576,599		N
DSS	INDEPENDENCE NORTHWEST INC	12DSS7101DI	Money Follows the Person	7/1/2012	6/30/2020	\$ 1,994,880	\$ 263,623			N
DSS	INDEPENDENCE UNLIMITED INC	12DSS7101NW	Money Follows the Person - 2013	7/1/2012	6/30/2018	\$ 1,961,205	\$ 197,774			N
DSS	INTERNATIONAL INSTITUTE OF CONNECTICUT	16DSS4801OB	Case Management and Social Services to refugees. - 2017	10/1/2016	9/30/2019			\$ 24,827		N
DSS	Julie Osnes Consulting	14DSS6003FJ	Consulting	9/1/2014	10/31/2018	\$ 300,000	\$ 4,166			N
DSS	JUNTA FOR PROGRESSIVE ACTION	14DSS1301OT	Human Resources Development - Hispanic 2016	10/1/2014	7/31/2017	\$ 510,668	\$ 617	\$ 9,373		N
DSS	JUNTA FOR PROGRESSIVE ACTION	15DSS4001OT	case management, information and referral, youth recreational, translation and advocacy services - 2018	10/1/2015	6/30/2018	\$ 213,035	\$ 30,430	\$ 30,430		N
DSS	JUNTA FOR PROGRESSIVE ACTION	18DSS1301OT	Providing services to individuals and or families that have been impacted b Hurricanes Irma and Maria	4/1/2018	6/30/2018	\$ 40,763	\$ 40,763			N
DSS	LEEWAY INC	16DSS7101PU	Implementation of a comprehensive Community transformation treatment program and offer case management, behavior health services and coordinated wraparound supportive services - 2016	3/1/2016	11/30/2018	\$ 2,700,260	\$ 750,072			Y
DSS	MADONNA PLACE INC	15DSS1401QO	Case Management, Outreach Services - 2016	7/1/2015	7/31/2017	\$ 238,303	\$ 4,890			N
DSS	MERIDEN TOWN TREASURER	15DSS1301RS	Ed. & Training Employability - 2016	10/1/2015	7/31/2017	\$ 229,406	\$ 109	\$ 6,267		N
DSS	MERIDEN TOWN TREASURER	18DSS1301RS	Providing services to individuals and or families that have been impacted by Hurricanes Irma and Maria	4/1/2018	6/30/2018	\$ 31,263	\$ 31,263			N
DSS	NCAA	12DSS7101TT	Money Follows the Person	7/1/2012	6/30/2018	\$ 1,188,855	\$ 66,000			N
DSS	NEW HAVEN FAMILY ALLIANCE INC	15DSS1401TH	Case Management, Outreach Services - 2016	7/1/2015	7/31/2017	\$ 238,303	\$ 4,890			N
DSS	NEW LIFE CORPORATION	15DSS1302XX	Hispanic Program	10/1/2015	7/31/2017	\$ 260,705	\$ 7,246			N
DSS	NEW LIFE CORPORATION	18DSS1302XX	Providing services to individuals and or families that haven impacted by Hurricanes Irma and Maria	4/1/2018	6/30/2018	\$ 33,546	\$ 33,546			N
DSS	NEW OPPORTUNITIES INC	14DSS1301TO	Education and Employment Training for Hispanics - 2018	10/1/2014	7/31/2017	\$ 168,258	\$ 3,292			N
DSS	NEW OPPORTUNITIES INC	14DSS4301TO	LIHEAP - 2015	10/1/2014	9/30/2018	\$ 67,565,925		\$ 9,306,312		N
DSS	NEW OPPORTUNITIES INC	15DSS1401TO	case management,outreach services - 2016	7/1/2015	7/31/2017	\$ 238,303	\$ 4,890			N
DSS	NEW OPPORTUNITIES INC	15DSS5001TO	SSBG Navigator I & R - 2014	10/1/2015	9/30/2017	\$ 173,332		\$ 21,666		N
DSS	NEW OPPORTUNITIES INC	15DSS6101TO	Community Services - Employability Skills 2018	7/1/2015	7/31/2017	\$ 396,361	\$ 10,909			N
DSS	NEW OPPORTUNITIES INC	16DSS1501TO	Community Services - Eligible low-income clients in the grantee's catchment area. - 2017	10/1/2016	9/30/2019	\$ 4,408,357	\$ 406,895	\$ 1,139,625		N
DSS	NEW OPPORTUNITIES INC	17DSS1401TO	Case Management Outreach Services - 2017	6/30/2017	6/30/2019	\$ 50,000		\$ 50,000		N
DSS	OIC OF NEW LONDON INC	15DSS4601UM	Vocational Training Program 2016	10/1/2015	9/30/2018	\$ 417,345		\$ 76,703		N
DSS	PERSON TO PERSON INC	15DSS6102LN	Personalized casework and emergency assistance services- legislative earmark 2017	10/1/2015	7/31/2017	\$ 259,742	\$ 7,744			N
DSS	PLAINVILLE COMMUNITY FOOD PANTRY	17DSS4103GS	Nutrition Supplement 2017	5/1/2017	6/30/2020	\$ 113,615	\$ 22,701	\$ 8,526		N



Agency	Supplier	Contract #	Description	Begin Date	Expire Date	Contract Amount	General Fund Payments	Federal Fund Payments	Other Fund Payments	Competitive
DSS	PLANNED PARENTHOOD OF SOUTHERN	16DSS5001VG	The contractor will provide SSBG family planning g services statewide	3/1/2016	9/30/2018	\$ 2,297,014		\$ 907,751		N
DSS	SAN JUAN CENTER	14DSS1301WU	Hispanic resource development. To provide employment training for adult Hispanics - 2018	10/1/2014	7/31/2017	\$ 284,109	\$ 2,158	\$ 3,400		N
DSS	SAN JUAN CENTER	18DSS1301WU	Providing services to individuals and or families that have been impacted by Hurricanes Irma and Maria	4/1/2018	6/30/2018	\$ 29,118	\$ 29,118			N
DSS	SOUTHWESTERN CONNECTICUT AGENCY ON	12DSS7101XX	Money Follows the Person - 2013	7/1/2012	6/30/2018	\$ 4,316,964	\$ 618,497			N
DSS	SOUTHWESTERN CT AGENCY ON AGING INC	12DSS7101XX	Money Follows the Person - 2013	7/1/2012	6/30/2018		\$ 198,000			N
DSS	TEAM INC	14DSS4301ZG	CT Energy Assistance (CEAP) for low income clients 2015	10/1/2014	9/30/2018	\$ 12,359,225		\$ 2,687,771		N
DSS	TEAM INC	15DSS6101ZG	TFA Employability Services 2018	7/1/2015	7/31/2017	\$ 297,270	\$ 8,182			N
DSS	TEAM INC	16DSS1501ZG	Eligible low-income clients in the grantee's catchment area. - 2017	10/1/2016	9/30/2019	\$ 1,020,734	\$ 84,332	\$ 249,694		N
DSS	THE ACCESS AGENCY INC	14DSS1301ZL	Human Resources Development - Hispanic 2018	10/1/2014	7/31/2017	\$ 155,204	\$ 3,036			N
DSS	THE ACCESS AGENCY INC	14DSS4301ZL	CT Energy Assistance (CEAP) - 2015	10/1/2014	9/30/2018	\$ 25,457,109		\$ 6,501,191		N
DSS	THE ACCESS AGENCY INC	15DSS5001ZLT	SSBG Navigator I&R - 2016	10/1/2015	9/30/2017	\$ 100,000		\$ 12,358		N
DSS	THE ACCESS AGENCY INC	16DSS1501ZL	Comprehensive Community Services - 2017	10/1/2016	9/30/2019	\$ 1,777,774	\$ 119,605	\$ 469,574		N
DSS	THE COMMUNITY ACTION AGENCY OF WESTERN	14DSS4301ZO	CT Energy Assistance (CEAP) - 2015	10/1/2014	9/30/2018	\$ 21,097,150		\$ 5,564,025		N
DSS	THE COMMUNITY ACTION AGENCY OF WESTERN	16DSS1501ZO	community Services - greater Stamford & Danbury HIS services - 2017	10/1/2016	9/30/2019	\$ 3,577,910	\$ 393,599	\$ 803,970		N
DSS	The Manchester Area Conference of Churches, Inc.	15DSS4101QP	Nutrition Services for Food Stamp Recipients	7/1/2015	7/31/2017	\$ 188,000	\$ 3,482			N
DSS	THE VILLAGE FOR FAMILIES & CHILDREN INC	16DSS5702BI	Teen Pregnancy Prevention - 2017	7/1/2016	6/30/2019	\$ 408,000	\$ 150,000			N
DSS	THOMPSON ECUMENICAL EMPOWERMENT GROUP	15DSS6102AA	Case Management	10/1/2015	9/30/2018	\$ 278,793		\$ 90,962		N
DSS	TOTAL TRANSIT INC	17DSS1203HC	NEMT	1/1/2018	12/31/2020	\$ 25,947,597	\$ 2,005,938	\$ 2,005,938		Y
DSS	TOTAL TRANSIT INC	17DSS1213HC	NEMT	9/15/2017	3/31/2018	\$ 941,127	\$ 470,563	\$ 470,564		Y
DSS	TOWN OF WALLINGFORD	14DSS1302BP	Training and skill development for Department staff - 2015	10/1/2014	7/31/2017	\$ 287,453	\$ 62	\$ 5,561		N
DSS	TOWN OF WALLINGFORD	15DSS4002BP	Case Management Services 2017	10/1/2015	6/30/2018	\$ 104,022	\$ 14,858	\$ 14,858		N
DSS	TOWN OF WALLINGFORD	18DSS1302BP	Providing services to individuals and or families that have been impacted by Hurricanes Irma and Maria - 2017	4/1/2018	6/30/2018	\$ 29,294	\$ 29,294			N
DSS	TVCCA INC	14DSS1301ZK	Human Resources Development - Hispanic	10/1/2014	7/31/2017	\$ 288,779	\$ 5,649			N
DSS	TVCCA INC	14DSS4301ZK	CT Energy Assistance (CEAP) for low income clients 2015	10/1/2014	9/30/2018	\$ 30,868,180		\$ 9,872,787		N
DSS	TVCCA INC	16DSS1501ZK	Community Services - 2017	10/1/2016	9/30/2019	\$ 2,577,470	\$ 388,746	\$ 528,173		N
DSS	UNCAS HEALTH DISTRICT	16DSS5702AR	Teenage Pregnancy Prevention - 2017	7/1/2016	6/30/2019	\$ 334,290	\$ 98,281			N
DSS	UNITED WAY OF CONNECTICUT INC	09DSS1002AX	211 Infoline including: Connect-Ability; MED; Elderly; Conservator of Person; TFA; Human Service Infrastructure; ConnPACE; Section 8 Housing; referring clients for HUSKY and advocating on the clients behalf - 2017	7/1/2009	6/30/2021	\$ 42,248,223	\$ 3,774,776	\$ 94,328		N
DSS	WESTERN CT AREA AGCY ON AGING	12DSS7102CD	Money Follows the Person - 2013	7/1/2012	6/30/2020	\$ 1,695,854	\$ 223,000			N
DSS	YALE UNIVERSITY	15DSS8802DF	Case Management, Counseling 2016	10/1/2015	9/30/2017	\$ 5,048,609		\$ 701,097		N
DSS TOTAL		131				\$ 1,536,730,223	\$ 91,333,146	\$ 141,458,895	\$ 1,147,768	



Agency	Supplier	Contract #	Description	Begin Date	Expire Date	Contract Amount	General Fund Payments	Federal Fund Payments	Other Fund Payments	Competitive
OEC	ABCD INC	14OEC0070AA	child day care	7/1/2014	6/30/2018	\$ 9,569,694	\$ 2,092,682	\$ 263,304		N
OEC	ABILIS INC	12DDS0700BT	OEC Birth to Three	7/1/2012	6/30/2019	\$ 9,837,940	\$ 758,721		\$ 304,524	Y
OEC	AMERICAN SCHOOL FOR THE DEAF	12DDS0731BT	OEC Birth to Three	7/1/2012	6/30/2019	\$ 4,500,000	\$ 131,081		\$ 123,071	Y
OEC	ATTORNEY STEVEN R ROLNICK	17OECHEOP1SRX	Conduct hearings for OEC program clients	1/1/2017	12/31/2017	\$ 7,500	\$ 1,800			N
OEC	AW HOLDINGS LLC	12DDS0701BT	OEC Birth to Three	7/1/2012	6/30/2019	\$ 4,000,000	\$ 297,185	\$ 180,850		Y
OEC	BEACON SERVICES OF CT	12DDS0702BT	OEC Birth to Three	7/1/2012	6/30/2019	\$ 14,589,440	\$ 1,254,450	\$ 210,880		Y
OEC	BRIDGEPORT HOSPITAL FOUNDATION INC	16OECMHV01BHF	Maternal, Infant & Early Childhood Home Visiting Program	1/1/2016	12/31/2017	\$ 650,000		\$ 162,500		N
OEC	BRIDGEPORT HOSPITAL FOUNDATION INC	18OECMHV01BHF	Maternal, Infant & Early Childhood Home Visiting Services	1/1/2018	3/31/2020	\$ 335,000		\$ 162,500		N
OEC	BRISTOL HOSPITAL INC	15OECNFN01BHI	Nurturing Families Network home visiting services	10/1/2015	6/30/2018	\$ 540,636	\$ 147,446	\$ 49,149		N
OEC	BUILDING BRIDGES LLC	12DDS0703BT	OEC Birth to tThree	7/1/2012	6/30/2019	\$ 9,770,500	\$ 1,788,924	\$ 255,389		Y
OEC	CAPITOL REGION EDUCATION COUNCIL	12DDS0709BT	OEC Birth to Three	7/1/2012	6/30/2019	\$ 19,000,000	\$ 1,266,385	\$ 38,900	\$ 375,693	Y
OEC	CATHOLIC CHARITIES INC	15OEC8301DD	Nurturing Families Network with Fathering Home Visitor	1/1/2015	6/30/2020	\$ 3,493,210	\$ 292,565	\$ 146,282		N
OEC	CATHOLIC CHARITIES INC	15OEC8301DD	Nurturing Families Network with Fathering Home Visitor - OEC payments after 7/1/15	1/1/2015	6/30/2020		\$ 146,282	\$ 50,000		N
OEC	CENTRAL CONNECTICUT COAST YOUNG MEN'S	14OEC0071AA	child day care	7/1/2014	6/30/2018	\$ 1,821,951	\$ 404,245	\$ 51,242		N
OEC	CHARLOTTE HUNGERFORD HOSP	18OECMHV01CHH	Maternal, Infant & Early Childhood Home Visiting Program	1/1/2018	3/31/2020	\$ 505,870		\$ 245,935		N
OEC	CHILD AND FAMILY AGENCY OF SOUTHEASTERN	14OEC0088AA	child day care	7/1/2014	6/30/2018	\$ 616,591	\$ 141,982	\$ 17,155		N
OEC	CHILD GUIDANCE CLINIC FOR CENTRAL	18OECMHV01CGM	Maternal, Infant & Early Childhood Home Visiting Program	1/1/2018	3/31/2020	\$ 505,870		\$ 245,935		N
OEC	CHILDREN'S THERAPY SERVICES LLC	12DDS0706BT1	OEC Birth to Three	7/1/2012	6/30/2019	\$ 8,000,000	\$ 416,860	\$ 222,540		Y
OEC	CITY OF BRIDGEPORT	16OECMHV01BPT	Maternal, Infant & Early Childhood Home Visiting Program	1/1/2016	12/31/2017	\$ 650,000		\$ 162,500		N
OEC	CITY OF BRIDGEPORT	18OECMHV01BPT	Maternal, Infant and Early Childhood Home Visiting	1/26/2018	3/31/2020	\$ 335,000		\$ 162,500		N
OEC	CITY OF BRISTOL	14OEC0048AA	CHILD DAY CARE PROGRAM	7/1/2014	6/30/2018	\$ 1,747,769	\$ 337,477	\$ 48,075		N
OEC	CITY OF HARTFORD	14OEC0052AA	child day care	7/1/2014	6/30/2018	\$ 6,295,544	\$ 1,426,713	\$ 189,324		N
OEC	CITY OF MILFORD	14OEC0056AA	child day care	7/1/2014	6/30/2018	\$ 2,083,008	\$ 382,784	\$ 52,771		N
OEC	CITY OF NEW HAVEN	14OEC0059AA	child day care	7/1/2014	6/30/2018	\$ 4,968,685	\$ 1,097,597	\$ 139,282		N
OEC	CITY OF NEW HAVEN	17OECNFN01NHV	Nurturing Families Network	7/1/2017	6/30/2018	\$ 244,759	\$ 244,759			N
OEC	CITY OF STAMFORD	14OEC0064AA	child day care	7/1/2014	6/30/2018	\$ 7,805,749	\$ 1,731,901	\$ 219,537		N
OEC	COMMUNITY HEALTH CENTER INC	14OEC8301ET	Nurturing Families Network	10/1/2014	6/30/2019	\$ 995,980	\$ 104,840			N
OEC	COMMUNITY HEALTH CENTER INC	14OEC8301ET	Nurturing Families Network OEC payments	10/1/2014	6/30/2019		\$ 104,840			N
OEC	COMMUNITY HEALTH CENTER INC	16OECMHV01CHC	Maternal, Infant & Early Childhood Home Visiting Program	1/1/2016	12/31/2017	\$ 650,000		\$ 162,500		N
OEC	COMMUNITY HEALTH CENTER INC	18OECMHV01CHC	Maternal, Infant & Early Childhood Home Visiting Services	1/1/2018	3/31/2020	\$ 335,000		\$ 162,500		N
OEC	COMMUNITY HEALTH RESOURCES INC	15OECNFN01CHR	Nurturing Families Network home visiting services	10/1/2015	6/30/2018	\$ 557,931	\$ 202,884			N
OEC	COMMUNITY RENEWAL TEAM INC	14OEC0078AA	child day care	7/1/2014	6/30/2018	\$ 6,075,996	\$ 1,193,048	\$ 170,887		N
OEC	COMMUNITY RENEWAL TEAM INC	14OEC0080AA	child day care	7/1/2014	6/30/2018	\$ 825,277	\$ 172,693	\$ 23,211		N



Agency	Supplier	Contract #	Description	Begin Date	Expire Date	Contract Amount	General Fund Payments	Federal Fund Payments	Other Fund Payments	Competitive
OEC	CONNECTICUT INSTITUTE FOR THE BLIND INC	12DDS0721BT	OEC Birth to Three	7/1/2012	6/30/2018	\$ 5,500,000	\$ 18,614	\$ 56,324		Y
OEC	CORNELL SCOTT-HILL HEALTH CORPORATION	12DDS0707BT	OEC Birth to Three	7/1/2012	6/30/2019	\$ 4,000,000	\$ 210,899	\$ 116,773		Y
OEC	CORNELL SCOTT-HILL HEALTH CORPORATION	17OECNFN01CSH	Nurturing Families Network	7/1/2017	6/30/2018	\$ 214,165	\$ 109,624	\$ 53,541		N
OEC	CREATIVE INTERVENTIONS LLC	12DDS0708BT	OEC Birth to Three	7/1/2012	6/30/2019	\$ 13,924,540	\$ 1,347,113	\$ 511,927		Y
OEC	DAY KIMBALL HOSPITAL	15OEC8301GW	Nurturing Families Network	1/1/2015	6/30/2020	\$ 1,124,525	\$ 102,230	\$ 51,115		N
OEC	DAY KIMBALL HOSPITAL	15OEC8301GW	Nurturing Families Network OEC payments	1/1/2015	6/30/2020		\$ 51,115			N
OEC	EAST SHORE DISTRICT HEALTH DEPT	16OECMHV01ESD	Maternal, Infant and Early Childhood Home Visiting Program	1/1/2016	12/31/2017	\$ 650,000		\$ 162,500		N
OEC	EAST SHORE DISTRICT HEALTH DEPT	18OECMHV01ESD	Maternal, Infant and Early Childhood home visiting services	1/1/2018	3/31/2020	\$ 335,000		\$ 162,500		N
OEC	EASTCONN	12DDS0711BT	OEC Birth to Three	7/1/2012	6/30/2019	\$ 5,750,000	\$ 438,978	\$ 10,100	\$ 283,722	Y
OEC	EASTER SEAL REHABILITATION CENTER OF	12DDS0712BT	OEC Birth to Three	7/1/2012	6/30/2019	\$ 8,952,000	\$ 422,324	\$ 273,975		Y
OEC	EDADVANCE	12DDS0713BT	OEC Birth to Three	7/1/2012	6/30/2019	\$ 15,000,000	\$ 1,218,240	\$ 224,103	\$ 54,710	Y
OEC	EDADVANCE	16OECMHV01ECI	Federal Maternal, Infant, and Early Childhood Home Visiting	1/1/2016	12/31/2017	\$ 650,000		\$ 162,500		N
OEC	EDADVANCE	18OECMHV01ECI	Maternal, Infant and Early Childhood Home Visiting Program	1/1/2018	3/31/2020	\$ 335,000		\$ 162,500		N
OEC	FAIR HAVEN COMMUNITY HEALTH CLINIC INC	17OECNFN01FHC	Nurturing Families Network	7/1/2017	6/30/2018	\$ 458,924	\$ 458,924			N
OEC	FAMILIES IN CRISIS INC	17OECNFN01FIC	Nurturing Families Network	1/1/2017	6/30/2018	\$ 292,566	\$ 48,761			N
OEC	FAMILIES NETWORK OF WESTERN CT INC	14OEC8302YS	Nurturing Families Network	10/1/2014	6/30/2019	\$ 1,084,059	\$ 114,062	\$ 57,006		N
OEC	FAMILIES NETWORK OF WESTERN CT INC	14OEC8302YS	Nurturing Families Network - payments through OEC after 7/1/15	10/1/2014	6/30/2019		\$ 57,056			N
OEC	FAMILY AND CHILDREN'S AID INC	18OECMHV01FCA	Maternal, Infant & Early Childhood Home Visiting Program	1/1/2018	3/31/2020	\$ 505,870		\$ 245,935		N
OEC	FAMILY CENTERED SERVICES OF CT INC	15OECNFN01FCS	Nurturing Families Network assessment and home visiting services for new parents	10/1/2015	6/30/2018	\$ 920,472	\$ 334,717			N
OEC	FAMILY CENTERS INC	14OEC0076AA	child day care	7/1/2014	6/30/2018	\$ 1,375,462	\$ 305,181	\$ 38,685		N
OEC	FAMILY CENTERS INC	14OEC8301JW	Nurturing Families Network	10/1/2014	6/30/2019	\$ 1,964,315	\$ 310,155			Y
OEC	FAMILY CENTERS INC	14OEC8301JW	Nurturing Families Network OEC payments	10/1/2014	6/30/2019		\$ 103,385			Y
OEC	FAMILY LIFE EDUCATION	15OEC8302YT	Nurturing Families Network payments made through OEC	1/1/2015	6/30/2020	\$ 1,347,737	\$ 48,761			N
OEC	FAMILY LIFE EDUCATION	15OEC8302YT	Nurturing Families Network with Federal Fathering Home Visitor	1/1/2015	6/30/2020		\$ 97,522	\$ 86,633		N
OEC	FAMILY STRIDES INC	17OECNFN01FSI	Nurturing Families Network	7/1/2017	6/30/2018	\$ 391,810	\$ 388,810			N
OEC	FIRST CHOICE HEALTH CENTERS INC	16OECMHV01FCH	Maternal, Infant & Early Childhood Home Visiting	1/1/2016	12/31/2017	\$ 650,000		\$ 162,500		N
OEC	FIRST CHOICE HEALTH CENTERS INC	18OECMHV01FCH	Maternal, Infant & Early Childhood Home Visiting Services	1/1/2018	3/31/2020	\$ 335,000		\$ 162,500		N
OEC	GENERATIONS FAMILY HEALTH CENTER INC	15OEC8311KV	Maternal, Infant & Early Childhood Home Visiting Program	3/31/2015	12/31/2017	\$ 1,210,000		\$ 330,000		N
OEC	GENERATIONS FAMILY HEALTH CENTER INC	16OECNFN01GFH	Nurturing Families Network	7/1/2016	6/30/2018	\$ 440,534	\$ 165,200	\$ 55,067		N
OEC	GENERATIONS FAMILY HEALTH CENTER INC	18OECMHV01GFH	Maternal, Infant & Early Childhood Home Visiting Services	1/1/2018	3/31/2020	\$ 335,000		\$ 162,500		N
OEC	HALL NEIGHBORHOOD HOUSE INC	14OEC0072AA	child day care	7/1/2014	6/30/2018	\$ 3,835,686	\$ 791,103	\$ 107,879		N
OEC	HARC INC	12DDS0714BT	OEC Birth to Three	7/1/2012	6/30/2019	\$ 11,536,500	\$ 759,046	\$ 562,896		Y



Agency	Supplier	Contract #	Description	Begin Date	Expire Date	Contract Amount	General Fund Payments	Federal Fund Payments	Other Fund Payments	Competitive
OEC	HARTFORD HOSPITAL	14OEC8301MF	Nurturing Families Network	10/1/2014	6/30/2019	\$ 2,102,136	\$ 221,278	\$ 110,639		N
OEC	HARTFORD HOSPITAL	14OEC8301MF	Nurturing Families Network OEC payments	10/1/2014	6/30/2019		\$ 110,639			N
OEC	HISPANIC HEALTH COUNCIL	15OEC8302LG	Nurturing Families Network	1/1/2015	6/30/2020	\$ 1,072,737	\$ 97,522	\$ 48,761		N
OEC	HISPANIC HEALTH COUNCIL	15OEC8302LG	Nurturing Families Network OEC payments	1/1/2015	6/30/2020		\$ 48,761			N
OEC	HOSPITAL OF CENTRAL CONNECTICUT	14OEC8301TA	Nurturing Families Network	10/1/2014	6/30/2019	\$ 1,155,526	\$ 216,943			N
OEC	HOSPITAL OF CENTRAL CONNECTICUT	15OEC8301TA	Maternal, Infant & Early Childhood Home Visiting Program	3/31/2015	12/31/2017	\$ 1,797,248		\$ 490,491		N
OEC	HOSPITAL OF CENTRAL CONNECTICUT	18OECMHV01HCC	Maternal, Infant & Early Childhood Home Visiting Program	1/1/2018	3/31/2020	\$ 673,140		\$ 326,570		N
OEC	HUMAN RESOURCES AGENCY OF	14OEC0084AA	child day care	7/1/2014	6/30/2018	\$ 3,379,468	\$ 666,240	\$ 95,048		N
OEC	INTERCOMMUNITY INC	18OECMHV01CI	Maternal, Infant & Early Childhood Home Visiting Program	1/1/2018	3/31/2020	\$ 505,870		\$ 245,935		N
OEC	INTERFAITH SOCIAL ACTION CORPORATION	14OEC0075AA	child day care	7/1/2014	6/30/2018	\$ 2,750,925	\$ 597,632	\$ 77,370		N
OEC	JANE BISANTZ ASSOCIATES LLC	12DDS0715BT	OEC Birth to Three	7/1/2012	8/31/2017	\$ 8,600,000	\$ 281,415	\$ 32,992		Y
OEC	KANGAROO'S KORNER INC	14OEC0096AA	CHILD DAY CARE PROGRAM	7/1/2014	6/30/2018	\$ 424,195	\$ 94,118	\$ 11,930		N
OEC	KENNEDY-DONOVAN CENTER INC	12DDS0716BT	OEC Birth to Three	7/1/2012	6/30/2019	\$ 2,492,200	\$ 212,411		\$ 123,698	Y
OEC	KEY HUMAN SERVICES INC	12DDS0718BT	OEC Birth to Three	7/1/2012	6/30/2019	\$ 5,000,000	\$ 313,497		\$ 181,441	Y
OEC	LAWRENCE AND MEMORIAL HOSPITAL	15OEC8301PR	Nurturing Families Network	1/1/2015	6/30/2020	\$ 1,280,329	\$ 232,787			N
OEC	LEARN	12DDS0719BT	OEC Birth to Three	7/1/2012	6/30/2019	\$ 6,500,000	\$ 443,023		\$ 110,102	Y
OEC	LOWER NAUGATUCK VALLEY PARENT CHILD	18OECMHV01LNV	Maternal Infant & Early Childhood Home Visiting Program	1/1/2018	3/31/2020	\$ 505,870		\$ 245,935		N
OEC	MADONNA PLACE INC	15OEC8301QO	Combined contract including Nurturing Families Network w Federal Fathering Home Visitor, Family School Connection, and Family Empowerment programs	1/1/2015	6/30/2020	\$ 2,543,927	\$ 165,125	\$ 80,042		N
OEC	MADONNA PLACE INC	16OECMHV01MPI	Maternal, Infant & Early Childhood Home Visiting	1/1/2016	12/31/2017	\$ 650,000		\$ 162,500		N
OEC	MADONNA PLACE INC	18OECMHV01MPI	Maternal, Infant and Early Childhood Home Visiting	1/1/2018	3/31/2020	\$ 335,000		\$ 162,500		N
OEC	MANCHESTER MEMORIAL HOSPITAL	15OECNFN01MMH	Nurturing Families Network home visiting services	10/1/2015	12/31/2017	\$ 785,972	\$ 98,247			N
OEC	MANSFIELD TOWN TREASURER	14OEC0054AA	child day care	7/1/2014	6/30/2018	\$ 1,383,167	\$ 300,608	\$ 38,902		N
OEC	MCLAUGHLIN & ASSOCIATES LLC	12DDS0720BT	OEC Birth to Three	7/1/2012	8/31/2017	\$ 8,934,000	\$ 350,855			Y
OEC	MERIDEN TOWN TREASURER	14OEC0055AA	child day care	7/1/2014	6/30/2018	\$ 1,711,031	\$ 379,680	\$ 48,145		N
OEC	MIDDLESEX HOSPITAL	16OECNFN01MDH	Nurturing Families Network	10/1/2016	6/30/2018	\$ 366,940	\$ 209,680			N
OEC	MOUNT OLIVE CHILD DEVELOPMENT CENTER INC	14OEC0079AA	child day care	7/1/2014	6/30/2018	\$ 9,531,419	\$ 1,836,158	\$ 240,888		N
OEC	NAUGATUCK TOWN TREASURER	14OEC0057AA	child day care	7/1/2014	6/30/2018	\$ 1,375,462	\$ 289,641	\$ 38,685		N
OEC	NEW CANAAN TOWN TREASURER	14OEC0058AA	child day care	7/1/2014	6/30/2018	\$ 965,463	\$ 215,083	\$ 27,154		N
OEC	NEW ENGLAND CENTER FOR HEARING	16OECB2301NEC	Birth to 3 comprehensive services for families with children under age 3	3/1/2016	6/30/2018	\$ 564,000	\$ 186,563		\$ 28,600	N
OEC	NEW MILFORD VISITING NURSE	17OECNFN01NMV	Nurturing Families Network	7/1/2017	6/30/2018	\$ 202,884	\$ 202,884			N
OEC	NEW OPPORTUNITIES INC	14OEC0093AA	child day care	7/1/2014	6/30/2018	\$ 6,549,824	\$ 1,374,232	\$ 182,280		N



Agency	Supplier	Contract #	Description	Begin Date	Expire Date	Contract Amount	General Fund Payments	Federal Fund Payments	Other Fund Payments	Competitive
OEC	NEWTOWN TOWN TREASURER	14OEC0061AA	child day care	7/1/2014	6/30/2018	\$ 1,031,597	\$ 228,886	\$ 29,014		N
OEC	NORTH HAVEN TOWN TREASURER	14OEC0062AA	child day care	7/1/2014	6/30/2018	\$ 955,862	\$ 194,153	\$ 26,884		N
OEC	NORWALK TOWN TREASURER	14OEC0065AB	child day care	7/1/2014	6/30/2018	\$ 5,974,294	\$ 769,807	\$ 172,118		N
OEC	OPTIMUS HEALTH CARE INC	16OECMHV01OHC	Maternal, Infant & Early Childhood Home Visiting Program	1/1/2016	12/31/2017	\$ 650,000		\$ 81,250		N
OEC	OUR LADY OF FATIMA DAY CARE CTR	14OEC0081AA	child day care	7/1/2014	6/30/2018	\$ 1,590,576	\$ 352,909	\$ 44,735		N
OEC	PARTNERS IN SOCIAL RESEARCH LLC	15OECMHVP1PSR	Maternal, Infant, and Early Childhood home visiting program	10/1/2015	4/30/2017	\$ 325,000		\$ 67,550		N
OEC	PLAINVILLE EARLY LEARNING CENTER	14OEC0090AA	child day care	7/1/2014	6/30/2018	\$ 1,132,213	\$ 251,878	\$ 31,902		N
OEC	PROJECT INTERACT INC	12DDS0722BT	OEC Birth to Three	7/1/2012	6/30/2019	\$ 6,447,000	\$ 425,987	\$ 223,421		Y
OEC	PROSPECT MANCHESTER HOSPITAL INC	15OECNFN01PMH	Nurturing Families Network home visiting services	10/1/2015	6/30/2018	\$ 294,740	\$ 269,740			N
OEC	PROSPECT MANCHESTER HOSPITAL INC	17OECMHV01PMH	Maternal, Infant, and Early Childhood home visiting program	1/1/2017	12/31/2017	\$ 325,000		\$ 162,500		N
OEC	PROSPECT MANCHESTER HOSPITAL INC	18OECMHV01PMH	Maternal, Infant & Early Childhood Home Visiting Services	1/1/2018	3/31/2020	\$ 335,000		\$ 162,500		N
OEC	REACHOUT INC	12DDS0723BT	OEC Birth to Three	7/1/2012	6/30/2018	\$ 10,656,000	\$ 824,114	\$ 584,395		Y
OEC	REHABILITATION ASSOCIATES OF CONNECTICUT	12DDS0724BT	OEC Birth to Three	7/1/2012	6/30/2019	\$ 43,333,440	\$ 3,574,698	\$ 1,080,023		Y
OEC	RIVERFRONT CHILDREN'S CENTER INC	14OEC0077	child day care	7/1/2014	6/30/2018	\$ 874,998	\$ 214,844	\$ 23,861		N
OEC	SARAH INC	12DDS0725BT	OEC Birth to Three	7/1/2012	6/30/2019	\$ 15,515,000	\$ 1,118,235	\$ 780,449		Y
OEC	SOUTH BAY EARLY INTERVENTION	12DDS0727BT	OEC Birth to Three	7/1/2012	6/30/2019	\$ 10,380,000	\$ 1,148,730		\$ 487,200	Y
OEC	SOUTHFIELD CHILDRENS CENTER INC	14OEC0087AA	child day care	7/1/2014	6/30/2018	\$ 1,597,190	\$ 265,577	\$ 44,921		N
OEC	ST ANDREW'S UNITED METHODIST CHURCH	14OEC0085AA	child day care	7/1/2014	6/30/2018	\$ 789,959	\$ 174,479	\$ 22,117		N
OEC	ST FRANCIS HOSPITAL & MEDICAL CENTER	14OEC8301WQ	Nurturing Families Network	10/1/2014	6/30/2019	\$ 1,320,548	\$ 139,005	\$ 69,503		N
OEC	ST FRANCIS HOSPITAL & MEDICAL CENTER	14OEC8301WQ	Nurturing Families Network OEC payments	10/1/2014	6/30/2019		\$ 69,503			N
OEC	ST MARKS DAY CARE CENTER	14OEC0073AA	child day care	7/1/2014	6/30/2018	\$ 3,087,277	\$ 596,027	\$ 86,830		N
OEC	ST VINCENT'S SPECIAL NEEDS CENTER INC	12DDS0726BT	OEC Birth to Three	7/1/2012	6/30/2019	\$ 4,500,000	\$ 128,461	\$ 3,500	\$ 116,476	Y
OEC	STAR INC LIGHTING THE WAY	12DDS0728BT	OEC Birth to Three	7/1/2012	6/30/2019	\$ 3,500,000	\$ 372,283		\$ 85,000	Y
OEC	STAYWELL HEALTH CARE INC	14OEC8301YQ	Nurturing Families Network	10/1/2014	6/30/2019	\$ 1,017,255	\$ 107,079	\$ 53,540		N
OEC	STAYWELL HEALTH CARE INC	14OEC8301YQ	Nurturing Families Network OEC payments	10/1/2014	6/30/2019		\$ 53,540			N
OEC	STUDENT PARENTING AND FAMILY	14OEC0086AA	child day care	7/1/2014	6/30/2018	\$ 1,146,979	\$ 128,247	\$ 30,486		N
OEC	SUMMIT TECHNOLOGIES INC	12DDS0506BT	OEC Birth to Three payments after 7/1/15	11/5/2012	6/30/2016	\$ 1,600,000	\$ 44,364			Y
OEC	TEAM INC	14OEC0083AA	child day care	7/1/2014	6/30/2018	\$ 2,932,982	\$ 669,028	\$ 86,222		N
OEC	TEAM INC	15OECMHV01TEM	Maternal, Infant & Early Childhood Home Visiting Program	10/1/2015	12/31/2017	\$ 743,252		\$ 165,000		N
OEC	TEAM INC	18OECMHV01TEM	Maternal, Infant & Early Childhood Home Visiting Services	1/1/2018	3/31/2020	\$ 340,752		\$ 165,376		N
OEC	TERRYVILLE - PLYMOUTH DAY CARE CENTER IN	14OEC0091AA	child day care	7/1/2014	6/30/2018	\$ 595,601	\$ 76,009	\$ 16,751		N
OEC	TERRYVILLE-PLYMOUTH DAY CARE CENTER INC	14OEC0091AA	child day care	7/1/2014	6/30/2018		\$ 32,623			N
OEC	THE CHILD AND FAMILY GUIDANCE CENTER	14OEC8301DW	Nurturing Families Network and Family Empowerment Initiative Services	116 10/1/2014	6/30/2019	\$ 2,772,635	\$ 262,367			N



Agency	Supplier	Contract #	Description	Begin Date	Expire Date	Contract Amount	General Fund Payments	Federal Fund Payments	Other Fund Payments	Competitive
OEC	THE CHILD AND FAMILY GUIDANCE CENTER	14OEC8301DW	OEC payments	10/1/2014	6/30/2019		\$ 283,477			N
OEC	THE CHILD AND FAMILY GUIDANCE CENTER	16OECMHV01CFG	Maternal, Infant & Early Childhood Home Visiting Program	1/1/2016	12/31/2017	\$ 650,000		\$ 162,500		N
OEC	THE CHILD AND FAMILY GUIDANCE CENTER	18OECMHV01CFG	Maternal Infant & Early Childhood Home Visiting Program	1/26/2018	3/31/2020	\$ 283,500		\$ 137,500		N
OEC	THE CHILDRENS COMMUNITY PROGRAMS	17OECNFN01CCP	Nurturing Families Network	7/1/2017	6/30/2018	\$ 305,946	\$ 305,946			N
OEC	THE COMMUNITY ACTION AGENCY OF WESTERN	14OEC0074AA	child day care	7/1/2014	6/30/2018	\$ 3,184,138	\$ 704,515	\$ 90,437		N
OEC	THE CONNECTICUT INSTITUTE FOR THE BLIND	12DDS0721BT	OEC Birth to Three	7/1/2012	6/30/2018	\$ 5,500,000		\$ 10,129		Y
OEC	THE KENNEDY CENTER INC	12DDS0717BT	OEC Birth to Three	7/1/2012	6/30/2019	\$ 5,000,000	\$ 165,169		\$ 106,849	Y
OEC	THE VILLAGE FOR FAMILIES & CHILDREN INC	15OEC8302BI	Nurturing Families Network	1/1/2015	6/30/2020	\$ 1,340,757	\$ 96,887	\$ 48,444		N
OEC	THE VILLAGE FOR FAMILIES & CHILDREN INC	15OEC8302BI	Nurturing Families Network OEC payments	1/1/2015	6/30/2020		\$ 48,444	\$ 50,000		N
OEC	THE VILLAGE FOR FAMILIES & CHILDREN INC	16OECMHV01VFC	Maternal, Infant, and Early Childhood home visiting program	1/1/2016	12/31/2017	\$ 650,000		\$ 162,500		N
OEC	THE VILLAGE FOR FAMILIES & CHILDREN INC	18OECMHV01VFC	Maternal, Infant & Early Childhood Home Visiting Program	1/1/2018	3/31/2020	\$ 593,600		\$ 288,050		N
OEC	THERACARE	12DDS0729BT	OEC Birth to Three	7/1/2012	6/30/2017	\$ 26,500,000	\$ 1,974,459	\$ 570,000	\$ 1,785,580	Y
OEC	TORRINGTON TOWN TREASURER	14OEC0066AA	child day care	7/1/2014	6/30/2018	\$ 1,031,597	\$ 228,886	\$ 29,014		N
OEC	TOWN OF BLOOMFIELD	14OEC0046AA	CHILD DAY CARE PROGRAM	7/1/2014	6/30/2018	\$ 1,906,140	\$ 350,881	\$ 49,193		N
OEC	TOWN OF BRANFORD	14OEC0047AA	child day care	7/1/2014	6/30/2018	\$ 1,563,503	\$ 346,902	\$ 43,974		N
OEC	TOWN OF CHESHIRE	12DDS0705BT	OEC Birth to Three	7/1/2012	6/30/2017	\$ 1,500,000	\$ 144,529	\$ 158,271		Y
OEC	TOWN OF EAST HARTFORD	12DDS0710BT	OEC Birth to Three	7/1/2012	8/31/2017	\$ 3,100,000	\$ 77,463			Y
OEC	TOWN OF ENFIELD	14OEC0049AA	child day care contract	7/1/2014	6/30/2018	\$ 2,900,485	\$ 643,844	\$ 81,614		N
OEC	TOWN OF GUILFORD	14OEC0050AA	CHILD DAY CARE PROGRAM	7/1/2014	6/30/2018	\$ 825,277	\$ 111,997	\$ 23,211		N
OEC	TOWN OF HAMDEN	14OEC0051AA	child day care	7/1/2014	6/30/2018	\$ 1,031,597	\$ 228,886	\$ 29,014		N
OEC	TOWN OF MANCHESTER	14OEC0053AA	child day care	7/1/2014	6/30/2018	\$ 1,763,595	\$ 387,100	\$ 50,206		N
OEC	TOWN OF NEW MILFORD	14OEC0060AA	child day care	7/1/2014	6/30/2018	\$ 1,301,141	\$ 288,002	\$ 36,595		N
OEC	TOWN OF SOUTHWINGTON	14OEC0063	child day care	7/1/2014	6/30/2018	\$ 1,547,395	\$ 321,506	\$ 43,520		N
OEC	TOWN OF WALLINGFORD	14OEC0067AA	child day care	7/30/2014	6/30/2018	\$ 1,891,103	\$ 410,844	\$ 53,357		N
OEC	TOWN OF WINDHAM	14OEC0069AA	child day care	7/1/2014	6/30/2018	\$ 2,585,099	\$ 84,249	\$ 68,931		N
OEC	TVCCA INC	14OEC0089AA	child day care	7/1/2014	6/30/2018	\$ 11,070,389	\$ 2,573,912	\$ 303,408		N
OEC	UNITED COMMUNITY & FAMILY SERVICES INC	18OECMHV01UCF	Maternal, Infant & Early Childhood Home Visiting Program	1/1/2018	3/31/2020	\$ 505,870		\$ 245,935		N
OEC	UNITED WAY OF CONNECTICUT INC	16DDS0701BT	Birth to Three referral & intake	7/1/2015	6/30/2020	\$ 2,162,465	\$ 55,866	\$ 394,838		N
OEC	VISITING NURSE ASSOCIATION OF	14OEC8302BL	Nurturing Families Network	10/1/2014	6/30/2019	\$ 2,006,414	\$ 211,202			N
OEC	VISITING NURSE ASSOCIATION OF	14OEC8302BL	Payments processed through OEC after 7/1/15 for Nurturing Families Network	10/1/2014	6/30/2019		\$ 211,202			N
OEC	VISITING NURSE ASSOCIATION OF	15OECMHV01VNS	Maternal, Infant & Early Childhood Home Visiting Program	10/1/2015	12/31/2017	\$ 1,125,000		\$ 250,000		N
OEC	VISITING NURSE ASSOCIATION OF	18OECMHV01VNS	Maternal, Infant & Early Childhood Home Visiting Program	1/1/2018	3/31/2020	\$ 515,000		\$ 250,000		N
OEC	WELLMORE INC	15OECNFN01WLM	Nurturing Families Network	10/1/2015	6/30/2018	\$ 975,359	\$ 266,007	\$ 88,669		N
OEC	WEST HAVEN TOWN TREASURER	14OEC0068AA	child day care	7/1/2014	6/30/2018	\$ 2,578,060	\$ 569,089	\$ 72,138		N
OEC	WHEELER CLINIC INC	12DDS0730BT	OEC Birth to Three	7/1/2012	6/30/2019	\$ 4,824,000	\$ 402,178	\$ 147,000		Y
OEC	WHEELER CLINIC INC	18OECMHV01WHC	Maternal, Infant & Early Childhood Home Visiting Program	1/1/2018	3/31/2020	\$ 258,600		\$ 125,550		N
OEC	WINDHAM REGIONAL COMM COUNCIL	14OEC0097AA	child day care	117 7/1/2014	6/30/2018	\$ 687,731	\$ 65,301	\$ 19,342		N



Agency	Supplier	Contract #	Description	Begin Date	Expire Date	Contract Amount	General Fund Payments	Federal Fund Payments	Other Fund Payments	Competitive
OEC	WINSTED AREA CHILD CARE CTR INC	14OEC0095AA	child day care	7/1/2014	6/30/2018	\$ 1,307,642	\$ 270,585	\$ 36,011		N
OEC	YALE NEW HAVEN HOSPITAL	15OECNFN01YNH	Nurturing Families Network assessment and home visiting services for new parents	10/1/2015	6/30/2018	\$ 2,310,275	\$ 840,100			N
OEC	YMCA OF METROPOLITAN HARTFORD INC	14OEC0082AA	child day care	7/1/2014	6/30/2018	\$ 2,628,787	\$ 529,864	\$ 73,935		N
OEC TOTAL		154				\$ 504,248,409	\$ 58,878,844	\$ 18,790,001	\$ 4,166,666	
SDA	ACCESS INDEPENDENCE INC	12SDA6301HU	Aging & Disability Resource Center	10/1/2012	9/29/2017	\$ 242,967		\$ 16,764		N
SDA	AGENCY ON AGING OF SOUTH CENTRAL	15SDAFED01SCA	Federal Title III & Title VII funds for Agency on Aging of South Central CT for elderly services	10/1/2015	9/30/2020	\$ 14,893,434		\$ 1,215,910		N
SDA	AGENCY ON AGING OF SOUTH CENTRAL	15SDAHAP01SCA	Training and technical assistance for an evidence-based depression detection program designed to identify and reduce the severity of depressive symptoms	7/1/2015	6/30/2018	\$ 91,872	\$ 12,500			Y
SDA	AGENCY ON AGING OF SOUTH CENTRAL	16SDAADR01SCA	Aging & Disability Resource Center	9/30/2016	9/29/2017	\$ 48,246		\$ 48,246		N
SDA	AGENCY ON AGING OF SOUTH CENTRAL	16SDAMIP01SCA	Medicare Improvements for Patients & Providers Act services	9/30/2016	9/29/2017	\$ 20,765		\$ 5,189		N
SDA	AGENCY ON AGING OF SOUTH CENTRAL	16SDASMP01SCA	Senior Medicare Patrol	7/1/2016	6/30/2020	\$ 200,200		\$ 25,026		N
SDA	AGENCY ON AGING OF SOUTH CENTRAL	17SDAHIC01SCA	CHOICES Health insurance Assistance, Outreach, Information and assistance, Counseling and Eligibility Screening program for the elderly	7/1/2017	6/30/2018	\$ 154,164	\$ 40,362	\$ 36,598		N
SDA	AGENCY ON AGING OF SOUTH CENTRAL	17SDASFA01SCA	State-funded social & nutrition services for the elderly	7/1/2017	6/30/2022	\$ 4,620,155	\$ 428,621			N
SDA	ASSOCIATES FOR TRAINING AND DEVELOPMENT	14SDA0303FG	Senior Community Service Employment Program	10/1/2014	6/30/2017	\$ 771,301		\$ 198,774		Y
SDA	CENTER FOR MEDICARE ADVOCACY INC	17SDAADR01CMA	CHOICES counselor training and certification for partners in No Wrong Door system	1/1/2017	9/29/2017	\$ 4,000		\$ 4,000		N
SDA	CENTER FOR MEDICARE ADVOCACY INC	17SDAHIC01CMA	Medicare legal & educational assistance and training	7/1/2017	6/30/2018	\$ 279,116	\$ 128,088	\$ 3,500		N
SDA	CONNECTICUT COMMUNITY CARE INC	15SDAHAP01CCC	Healthy Ideas Training and technical assistance for an evidence-based depression detection program for older adults with chronic health conditions	7/1/2015	6/30/2018	\$ 91,873	\$ 12,500			N
SDA	CONNECTICUT COMMUNITY CARE INC	17SDACDA01CCC	Chronic Disease self-management education programs	2/1/2017	6/30/2019	\$ 20,616	\$ 3,436			N
SDA	CONNECTICUT LEGAL SERVICES INC	17SDASMP01CLS	Outreach presentations to Medicare beneficiaries and families on fraud prevention	7/1/2017	6/30/2020	\$ 12,000		\$ 1,000		N
SDA	EASTERN CT AREA AGENCY ON AGING	15SDAFED01ECA	Federal Title III & Title VII funds for Eastern CT Area Agency on Aging for elderly services	10/1/2015	9/30/2020	\$ 14,864,462		\$ 1,512,930		N
SDA	EASTERN CT AREA AGENCY ON AGING	16SDAMIP01ECA	Medicare Improvements for Patients * Providers Act services	9/30/2016	9/29/2017	\$ 20,765		\$ 5,191		N
SDA	EASTERN CT AREA AGENCY ON AGING	16SDASMP01ECAR	Senior Medicare Patrol	7/1/2016	6/30/2020	\$ 200,200		\$ 25,024		N
SDA	EASTERN CT AREA AGENCY ON AGING	17SDAADR01ECA	Aging & disability resource center No Wrong Door support services for elderly	1/1/2017	9/29/2017	\$ 3,400		\$ 1,700		N
SDA	EASTERN CT AREA AGENCY ON AGING	17SDACHS01ECA	Congregate housing services in Eastern CT	1/1/2017	12/31/2019	\$ 650,121	\$ 28,860	\$ 69,365		N
SDA	EASTERN CT AREA AGENCY ON AGING	17SDAHIC01ECA	CHOICES	118 7/1/2017	6/30/2018	\$ 154,164	\$ 40,360	\$ 36,598		N



Agency	Supplier	Contract #	Description	Begin Date	Expire Date	Contract Amount	General Fund Payments	Federal Fund Payments	Other Fund Payments	Competitive
SDA	EASTERN CT AREA AGENCY ON AGING	17SDASFA01ECA	State funded social & nutrition services for the elderly	7/1/2017	6/30/2022	\$ 4,662,965	\$ 411,690			N
SDA	EDADVANCE	14SDA0301IY	Senior Community Service Employment Program	10/1/2014	6/30/2018	\$ 810,918		\$ 249,017		Y
SDA	GREATER NEW HAVEN DISABILITY RIGHTS	16SDAADR01DRA	Aging & Disability Resource Center	1/1/2016	9/29/2017	\$ 7,637		\$ 2,378		N
SDA	INDEPENDENCE NORTHWEST INC	12SDA6301DI	Aging & Disability Resource Center	10/1/2012	9/29/2017	\$ 317,379		\$ 47,175		N
SDA	INDEPENDENCE UNLIMITED INC	16SDAADR01IUX	Aging & Disability Resource Center	1/1/2016	9/29/2017	\$ 9,137		\$ 3,878		N
SDA	JEWISH FAMILY SERVICE OF STAMFORD INC	14SDA0301OH	Senior Community Service Employment Program	10/1/2014	6/30/2018	\$ 1,318,277		\$ 253,649		Y
SDA	NAMI OF CONNECTICUT INC	14SDA6312LD	Medicare Rx	7/1/2014	6/30/2018	\$ 57,000	\$ 7,126			N
SDA	NCAAA	15SDAFED01NCA	Federal Title III & Title VII funding for North Central Area Agency on Aging for elderly services	10/1/2015	9/30/2020	\$ 18,782,696		\$ 2,299,949		N
SDA	NCAAA	16SDAMIP01NCA	Medicare Improvements for Patients & Providers Act services	9/30/2016	9/29/2017	\$ 20,765		\$ 5,191		N
SDA	NCAAA	16SDASMP01NCA	Senior Medicare Patrol	7/1/2016	6/30/2020	\$ 207,768		\$ 12,987		N
SDA	NCAAA	17SDAHIC01NCA	CHOICES health insurance assistance, outreach, information and assistance, counseling and eligibility screening for elderly CT residents	7/1/2017	6/30/2018	\$ 154,164	\$ 40,362	\$ 36,598		N
SDA	NCAAA	17SDASFA01NCA	State funded social & nutrition services for the elderly	7/1/2017	6/30/2022	\$ 4,773,390	\$ 502,684			N
SDA	SOUTHWESTERN CONNECTICUT AGENCY ON	15SDAFED01SWA	Federal Title III & Title VII funding to Southwestern CT Agency on Aging for elderly services	10/1/2015	9/30/2020	\$ 15,198,820		\$ 544,999		N
SDA	SOUTHWESTERN CONNECTICUT AGENCY ON	16SDAMIP01SWA	MIPPA Initiative education & outreach services	9/30/2016	9/29/2017	\$ 20,765		\$ 5,190		N
SDA	SOUTHWESTERN CONNECTICUT AGENCY ON	16SDASMP01SWA	Senior Medicare Patrol	7/1/2016	6/30/2020	\$ 200,200		\$ 12,513		N
SDA	SOUTHWESTERN CONNECTICUT AGENCY ON	17SDAHIC01SWA	CHOICES health insurance assistance, outreach, information and assistance, counseling and eligibility screening program for elderly CT residents	7/1/2017	6/30/2018	\$ 154,164	\$ 40,362	\$ 36,598		N
SDA	SOUTHWESTERN CONNECTICUT AGENCY ON	17SDASFA01SWA	State funded social & nutrition services for the elderly	7/1/2017	6/30/2022	\$ 4,770,115	\$ 439,432			N
SDA	SOUTHWESTERN CT AGENCY ON AGING INC	15SDAFED01SWA	Federal Title III & Title VII funding to Southwestern CT Agency on Aging for elderly services	10/1/2015	9/30/2020			\$ 554,450		N
SDA	SOUTHWESTERN CT AGENCY ON AGING INC	16SDASMP01SWA	Senior Medicare Patrol	7/1/2016	6/30/2020			\$ 12,513		N
SDA	ST LUKE'S HOME	17SDABEC01SLH	Benefits Enrollment Center for hard-to-reach elderly & disabled Medicare beneficiaries being released from incarceration	1/1/2017	9/29/2017	\$ 49,500			\$ 13,580	N
SDA	TVCCA INC	14SDA0301ZKREV	Senior Community Service Employment Program	10/1/2014	9/30/2017	\$ 262,716		\$ 21,593		Y
SDA	UNITED SERVICES INC	15SDAHAP01USI	Identify and link chronically ill elderly clients with depressive symptoms to primary care or mental health/behavioral health service providers	7/1/2015	6/30/2018	\$ 91,872	\$ 12,500			Y
SDA	WESTERN CT AREA AGCY ON AGING	15SDAFED01WCA	Federal Title III & Title VII funding for Western CT Area Agency on Aging for elderly services	10/1/2015	9/30/2020	\$ 15,292,463		\$ 1,315,141		N



Agency	Supplier	Contract #	Description	Begin Date	Expire Date	Contract Amount	General Fund Payments	Federal Fund Payments	Other Fund Payments	Competitive
SDA	WESTERN CT AREA AGCY ON AGING	16SDAMIP01WCA	MIPPA education and outreach services	9/30/2016	9/29/2017	\$ 20,764		\$ 5,197		N
SDA	WESTERN CT AREA AGCY ON AGING	16SDASMP01WCA	Senior Medicare Patrol	7/1/2016	6/30/2020	\$ 200,200		\$ 25,026		N
SDA	WESTERN CT AREA AGCY ON AGING	17SDACHS01WCA	Congregate housing services in Western CT	1/1/2017	12/31/2019	\$ 872,757	\$ 38,256	\$ 161,803		N
SDA	WESTERN CT AREA AGCY ON AGING	17SDAHIC01WCA	CHOICES health insurance assistance, outreach, information and assistance, counseling and eligibility screening program for elderly CT residents	7/1/2017	6/30/2018	\$ 154,164	\$ 40,360	\$ 36,598		N
SDA	WESTERN CT AREA AGCY ON AGING	17SDASFA01WCA	State-funded social and nutrition services for the elderly	7/1/2017	6/30/2022	\$ 4,892,620	\$ 443,785			N
SDA	YALE UNIVERSITY	17SDAHAP01YAU	evidence-based fall prevention program for elderly CT residents	7/1/2017	6/30/2019	\$ 752,046			\$ 94,005	N
SDA TOTAL		47				\$ 111,399,083	\$ 2,671,284	\$ 8,848,258	\$ 107,585	
TOTAL		1440				\$ 11,143,996,151	\$ 940,543,360	\$ 328,098,136	\$ 523,652,030	