



STATE OF CONNECTICUT
OFFICE OF POLICY AND MANAGEMENT

REPORT TO THE GENERAL ASSEMBLY

Purchase of Service Contracts

Fiscal Year 2022

Jeffrey Beckham
Secretary
Office of Policy and Management
450 Capitol Avenue
Hartford, Connecticut 06106

Submitted September 30, 2022



STATE OF CONNECTICUT
OFFICE OF POLICY AND MANAGEMENT

September 30, 2022

The Honorable Matthew Ritter
Speaker of the House
Connecticut General Assembly

The Honorable Vincent Candelora
House Minority Leader
Connecticut General Assembly

The Honorable Martin Looney
President Pro Tempore
Connecticut General Assembly

The Honorable Kevin Kelly
Senate Minority Leader
Connecticut General Assembly

This report fulfills the statutory responsibility of the Office of Policy and Management pursuant to [C.G.S. § 4-70b](#) to report on the Purchase of Service (POS) contracting activity of State Agencies. In addition, C.G.S. § 4-70b(c) requires that the report include an assessment of the aggregate financial condition of non-profit, community-based health and human service agencies that enter into POS contracts.

This report seeks to provide information to state legislators, policymakers, and the public about Health and Human Service State Agencies' Purchase of Service activity for State fiscal year 2022 as well as the aggregate financial condition of 66 nonprofit providers for 2021.

With gratitude,

A handwritten signature in blue ink that reads "Jeffrey Beckham".

Jeffrey Beckham
Secretary
Office of Policy and Management

This page is intentionally left blank

TABLE OF CONTENTS

	Page
Introduction	4
A. Purpose	4
B. Background	4
C. Relevant Statutes.	4
D. Scope and Methodology	5
E. Recent Purchase of Service Activity	6
F. Specific Agency Human Service Procurement Models	8
G. Future Activities	12
H. Aggregate Financial Condition of Non-Profit Providers of POS Services	13
I. Inquiries	19
Part I. POS Data	
A. POS FY 2022 and FY 2021 Contracts and Payment Comparison	20
B. POS FY 2022 Contracts Comparison by Agency	21
C. POS FY 2022 Summary Report by Agency	22
D. POS FY 2022 Report Detail by Agency	23

INTRODUCTION

A. Purpose

This document summarizes information regarding Purchase of Service (POS) contracting activity of State agencies for State Fiscal Year (SFY) 2022. As required by [Connecticut General Statutes \(C.G.S.\) Section 4-70b\(c\)](#), this report includes an assessment of the aggregate financial condition of a group of non-profit, community based health and human services agencies that enter into POS contracts. This report summarizes information regarding POS contracts for State fiscal year (SFY) 2022. It is important to note that this reporting period, similar to SFY 2021, was impacted by the COVID-19 pandemic, which called for state agencies to meet demand for emergency health services and limit service disruption to Connecticut residents, nonprofits, and businesses. In response to these demands, Governor Lamont extended several executive orders which granted exemptions from some procurement competition requirements and extended statutory reporting requirements.

B. Background

A *Purchase of Service* contract is a contract between a state agency and a private provider organization or municipality for the purpose of obtaining direct health and human services for agency clients. The contract generally is not used for the sole purpose of purchasing administrative or clerical services, material goods, training and consulting services. POS contracts cannot be used to contract with individuals.

Using the Office of Policy and Management (OPM) standard contract template, an agency may enter into a POS contract for a single year or for multiple years. It may be either a competitive or non-competitive contract. A contract may cover a number of services and be amended for a variety of reasons during its term.

For SFY 2022, there were ten agencies in the current POS system: Department of Aging and Disability Services, Department of Children and Families, Department of Correction, Department of Developmental Services, Department of Housing, Department of Mental Health and Addiction Services, Department of Public Health, Department of Social Services, Division of Criminal Justice, and Office of Early Childhood.

C. Relevant Statutes

[C.G.S. § 4-70b](#) requires OPM to “establish uniform policies and procedures for obtaining, managing and evaluating the quality and cost effectiveness of human services purchased from private providers.” Further, OPM is required to “ensure all state agencies which purchase human services comply with such policies and procedures” and to report annually to the General Assembly on the state's purchase of service contracting activity.

[C.G.S. § 4-230 to 4-236](#) requires a non-profit organization that expends \$300,000 or more in state funds in its fiscal year to submit to a uniform audit within six months of the close of the fiscal year end. OPM administers the State Single Audit for municipalities and non-profit entities. Additionally, OPM is required to “adopt regulations establishing uniform standards which prescribe the cost accounting principles to be used in the administration of state financial assistance by the recipients of such assistance.”

An [Attorney General's opinion dated November 9, 2005](#) stated that there is no legal distinction between a POS contract and a Personal Service Agreement (PSA). It also stated that the statutes that apply to PSAs, [CGS §4-212](#) et seq., also apply to POS contracts.

D. Scope and Methodology

This report describes the contracting activities of executive branch agencies with respect to POS contracts for SFY 2022. Contracting activities of the legislative and judicial branches of state government are excluded from this report.

The POS data represented in this report is captured from Core-CT and the Statewide Analytical Reporting System (STARS). POS Agencies are required to enter a contract requisition into the eProcurement module within Core-CT. A workflow of approvers is built into the requisition system. After the final approval at OPM, the requisition is ready to become a contract. This functionality cuts down on duplicative entry and can be implemented as a completely paperless system.

OPM summarizes the information obtained from Core-CT and submits an annual report to the General Assembly. The data in this report represents POS contracts that were in effect during SFY 2022. POS contracts can range from a few months to several years in duration. Accordingly, the total dollar amount of a POS contract may represent several years of activity. Also, many POS contracts overlap during a fiscal year. For example, if a POS contract ends December 31st and a new contract starts with the same provider on January 1st, then two contracts (and two contract amounts) would be included in this report. Due to these factors, this report represents several years of POS contracting activity, not just annual activity.

The payment amounts presented in this report are payments made by State agencies to Purchase of Service contractors during SFY 2022. Please note that annual payment amounts are often substantially less than the cumulative total contract amounts. This is because the cumulative contract amounts represent more than one year of contracting activity while the payment amounts represent activity for SFY 2022. For this reason, the annual payment amounts are a better gauge of the annual contract spend.

In SFY 2019, this report was modified to improve transparency and address past miscommunication about the prevalence of non-competitive procurements. The "exempt" (E) contract category was introduced, to provide a more accurate overview of competitive contracting across the state. Pursuant to [C.G.S. § 4-214](#), contracts with an annual value of not more than \$20,000 are exempt from OPM approval. The exempt category applies to all contracts that do not need OPM approval per statute based on the dollar amount of the contract, and to towns and cities who have contracts with state agencies and receive pass-through funds. The "qualified" (Q) category applies to payments made under DDS contracts, which allow DDS clients to choose services from a list of qualified providers. Due to system limitations, Core-CT does not sort contracts into the qualified and exempt categories automatically. OPM works with agencies to manually identify contracts that fall under the exempt and qualified categories and marks them as such in this report to ensure accuracy.

Starting in SFY 2020, the "mixed" (M) category was used in the Detail by Agency section of the SFY 2020 report for master contracts issued by the Department of Children and Families and the Department of Mental Health and Addiction Services. These master contracts are consolidated contracts for a range of programs and services delivered by one provider, of which some programs within the contract are competitively bid, while other programs are not competitively bid. The CORE system does not have the capability to report contracts at the program level for competitive procurement. OPM, in collaboration with DMHAS and DCF, established the mixed category and manually identifies the contracts that fall

under this category to ensure that the Detail by Agency section of the report is accurate. In future years, by working together with agencies and the Comptroller's Office, OPM will continue to work on system enhancements to be able to more accurately report on the proportions of competitive and non-competitive procurement within a master contract.

E. Recent POS Activity

Building on procurement reform efforts started in 2019, OPM undertook several initiatives in FY 2022 to bolster agency capacity for competitive procurements and to address the non-competitive solicitations despite the pandemic, as discussed further below.

Sole-Source Waiver Reports

OPM publishes a monthly report of approved sole-source waiver requests with their justification codes. This can be found on the [DAS State Contracting Portal](#) next to the Department of Administrative Services standardized transaction report (DAS version of sole-source waivers) and the [OPM Website](#). These reports also reflect a stricter requisition approval policy at OPM that requires more substantive justifications for all sole-source waivers and push-back on sole-source requests deemed suitable for competitive procurement. Justifications for sole-source waivers must be selected from OPM's approved list to ensure consistency within the sole-source waiver policy.

POS/PSA Procurement Plans

According to statutory requirements ([Public Act 19-117](#)), OPM collected three-year, forward looking procurement plans from all agencies entering into Purchase of Service (POS) contracts and Personal Service Agreements (PSA) to encourage proactive procurement planning, and published the plans to OPM's website. These plans include information on whether agencies intend to competitively bid or request a sole-source waiver, helping agencies to prepare in advance for competitive procurements. These plans are also used by OPM Finance staff to challenge agencies on any sole-source requisitions that were originally identified as contracts for competitive procurement. The public-facing nature of procurement plans creates transparency for Connecticut business and non-profit service providers, helping these organizations anticipate upcoming opportunities and submit high-quality, competitively priced bids, resulting in a broadening of the State's pool of potential proposers.

Emergency Executive Orders

OPM Finance and Legal Team worked with the Office of the Governor and agency partners to extend executive orders that grant agencies flexibility in the procurement process when responding to state needs related to COVID-19. The Governor extended a revised version of prior executive orders – [Executive Order 14A](#) – through February 15, 2022.

Impact of COVID-19 Public Health Emergency on Competitive Procurement

As the declaration of the public health emergency continued into SFY 2022 to address the COVID-19 impact in the State of Connecticut, extensions to the executive orders that were in effect in SFY 2021. This provided flexibility to state agencies to effectively react to the procurement needs and allow for quick procurement of goods and services to be met. The emergency nature of the COVID-19 pandemic remained fluid in the State to allow quick procurement of goods and services including testing,

vaccination, housing supports, childcare, and residential programs, among others. Due to the public health emergency, competitive procurement would have put the life, health, and safety of our residents at risk. The results in the total payments made under competitive POS contracts rebounded from the four percentage points decrease in SFY 2021 with a five percentage points increase in SFY 2022. OPM considers the increase in the share of competitive spending to be the direct result of the improvement in the COVID-19 pandemic throughout the entirety of SFY 2022.

As the COVID-19 pandemic improves towards its associated impact on state agencies and the populations they serve, OPM will continue to focus on competitive procurement with agencies' ongoing need for critical flexibility and support. Even without the challenges presented by the COVID-19 pandemic, the largest non-competitive POS contracts deliver clinical, evidence-based, inpatient, and residential care to vulnerable populations—services for which competitive contracting is not always the best option due to the need to ensure continuity of care and a highly limited number of qualified providers. It is important to note that OPM's competition numbers do not reflect the contracting activity of the Department of Administrative Services (DAS). In fiscal year 2022, DAS competitively procured 95.5% of its contracts. That percentage increases to 96.4% when COVID-19 procurements are removed.

The total amount spent under POS contracts increased in SFY 2022 by \$35 million from the previous fiscal year while the total Non-competitive POS contracts decreased \$103 million. The decrease in spending is concentrated in the Department of Public Health (DPH) and the Department of Housing (DOH), both of which had a reprieve on the amount of work in responding to the COVID-19 pandemic compared to SFY2022.

Procurement Initiatives

While the COVID-19 pandemic has created pressing social service needs that have required sole-source procurements during this emergency period, OPM has taken steps to invest in long-term improvements to POS procurement systems that will facilitate returning to competition as Connecticut's recovery continues. OPM will continue to focus on non-competitive procurements among POS agencies through a number of procurement support, transparency, and training initiatives outlined below. This strategy has prioritized building agencies' capacity to manage competitive procurement cycles by empowering procurement staff and creating tools and templates that lower the cost and investment typically associated with competitive procurement. With the support of the Harvard Kennedy School Government Performance Lab, several of these initiatives are outlined below.

- Implemented vendor evaluations process for contracts within DAS CT-Source contracting platform, including trainings on evaluation best practices.
- Developed a standardized template for the proposal evaluation process, which will assist state agencies lead an organized, results-driven evaluations of all major service RFPs.
- Continued procurement trainings on best practices in solicitation drafting, promotion, and evaluation.
- Procurement Standards revised and in final draft form. New standards will be forthcoming in FY23 with the hire of a new Procurement Policy Development Coordinator.
- Representation at State Contracting Standards Board meetings.
- Expanded collaborative relationships with sister agencies by incorporating feedback from agencies on new OPM procurement initiatives, providing ad hoc support on RFP writing and

procurement process questions, and working with DAS to establish procurement best practices across the state.

Procurement Training Series

OPM continued their procurement support to agencies by adding another training session to the training series on procurement best practices. OPM is striving to deliver more training sessions in SFY 2023.

- September 22, 2021: eReq Training – POS and PSA Requisitions in CORE-CT

Streamline Procurement Process

In collaboration with OPM General Counsel, the Office of the Attorney General, and the Department of Administrative Services (DAS), OPM amended statutory forms and contract language to bring the State into compliance with [Public Act 21-76](#) and [Public Act 21-145](#).

OPM released a new revised RFP template, already piloted with several social service agencies, which will encourage more competitive contracting by making it easier for providers/vendors to navigate and respond to solicitations. This template offers a step-by-step guide for collecting all necessary inputs for an outcomes-oriented RFP, lowering the burden for less experienced staff to successfully write an RFP.

F. Specific Agency Human Service Procurement Models

Although this report highlights aggregated data on POS procurements across the state, each health and human service agency operates significantly different service models. This may result in data outcomes for competitive contracting that are difficult to generalize or compare across agencies. In general, human service procurement is different than traditional goods and services procurement that involves the straightforward submission of proposals by vendors to compete on a range of evaluation criteria like cost, quality and company history. Human service procurements are often constrained by set rates and costs and qualifications that providers must meet. In addition, many agencies procure at the program level rather than by provider. This means a group of programs are competitively rebid at one time impacting multiple providers, which results in amendments to master contracts that add or remove programs to a provider's current suite of services. Rarely is a provider's entire range of state services competitively rebid at one time. Some other agencies utilize a process in which individuals can choose his/her provider from a list of pre-qualified entities. While a standard RFP is not issued, these agencies conduct a thorough ongoing evaluation process to ensure continued quality and allow individuals to conduct their own "competitive procurement" each time they choose a provider.

Due to these differences, each agency in the POS system supplied additional background below to characterize their procurement service models. OPM has excerpted the agency information in order to better understand data outcomes in the overall report. However, we note that this information reflects the views, perspectives, and processes of the agencies, and OPM has included footnotes to provide its perspective where appropriate. It is also important to remember that each of these agencies' normal procurement processes and procedures were interrupted due to the demands imposed by the pandemic.

Department of Aging and Disability Services (ADS):

The mission of the agency is to maximize opportunities for the independence and well-being of people with disabilities and older adults in Connecticut. Agency programs, policies and practices are designed to promote independent living, education, employment, and access, through four major bureaus: Rehabilitation Services, Education and Services for the Blind, Disability Determination and Organizational Support.

ADS administers over 29 legislatively authorized programs. By statute ADS is the state agency responsible for administering multiple programs under federal legislation, including the Older Americans Act, Rehabilitation Act, Assistive Technology Act, and the Social Security Act. To support the department's mission and programs ADS has over 100 POS contracts for the provision of services to the individuals served by ADS. POS contract services are provided through regional agencies on aging, independent living centers, community rehabilitation providers, and other non-profit organizations. ADS conducts competitive procurements in accordance with the department's OPM-approved procurement plan and federal and/or state funding guidelines.

Department of Children and Families (DCF):

DCF contracts with approximately 90 private not-for-profit contractors to deliver approximately 80 different types of community-based, home-based and congregate care service types. The service types funded through these POS contracts comprise the network of behavioral health, child welfare, prevention and support services for the populations DCF is mandated to serve. DCF currently uses a "master" contract format in which anywhere from one (1) to forty (40) different, separately funded individual programs (comprised of any combination of the 80 service types in our array) are contained in one consolidated contract with the same provider. The majority of these contracts, which encompass 330 individual programs, range in term from one (1) to three (3) years with termination dates staggered to ensure that all contracts are not expiring within the same timeframe. The Department's procurement schedule is based on the individual service types within the contract, not a contract's expiration date or the number of programs contained in the contract. As a service type comes up for rebid, the individual programs of that type in the master contracts are terminated in each contract (leaving the remaining programs in the contract active) and new bids are solicited for programs of that service type.

DCF uses a 3-pronged approach to procurement. All new service types are initially procured through RFP; all new individual programs added within an existing service type are initially procured through RFP and all service types are rebid per the Department's approved Procurement Schedule. The Department's goal is to ensure that every service type is rebid at least every 10 years.¹ This timeframe is based on a number of contributing factors including resources and limited staffing, continuity of care for the children of the State of Connecticut, the costs associated with procurement (transition and closeout of terminating programs and implementation and training costs for newly awarded programs) and the stability of DCF's provider network (staff retention, infrastructure, bonding, etc.). Based on this timeframe, in previous annual reports, DCF had labeled all services rebid within the last 10 years as competitive. As of SFY 2020, in compliance with new OPM guidance intended to improve the accuracy of reporting on competitive POS procurement, DCF now only labels services as competitive if they have been rebid within the last five years.

¹ In 2019, as a part of procurement reform efforts, OPM shifted to using three-year contracts with possibility of two one-year extensions.

Department of Corrections (DOC):

DOC contracts with over 50 providers to deliver services ranging from technical, legal, ombudsmen, therapeutic, training, educational, and reentry support to medical and mental health services. The Strategic Planning Analysis Research and Contracts (“SPARC”) team reviews information with Parole and DOC Health, Addiction, Volunteer, Programs & Treatment, Legal, Operations, and Education Units and uses utilization data, facility wait lists and trending service needs of the offender population to identify areas and programs to best serve or address the need. If an existing contract is in place, that contract is used to address the identified need. Otherwise, SPARC initiates the development of an RFP for the identified services. The development of the RFP includes subject matter experts in the appropriate field within DOC (substance abuse, mental health, employment, women and children, medical, etc.).

In addition, DOC partners with other state agencies (e.g. Judicial Branch, DSS, DMHAS) when like programs and/or services are needed that will meet the requirements of the agency. This procurement partnership approach is beneficial to each agency because of its administrative efficiency and the programmatic value of pooling clients. Through this approach, DOC is best able to streamline the procurement process, while addressing changing client needs.

Department of Developmental Services (DDS):

DDS has over 280 POS contracts in place to deliver family supports ranging from residential services and in-home supports to employment assistance. The agency has a long history of providing individuals who receive DDS funded services with the opportunity to make choices in their personal lives. The DDS Mission Statement encourages individuals and their families to choose the provider best able to support their needs when entering the system. This is exemplified by DDS’ portability policies and procedures allowing individuals in Residential and Day programs the ability to exercise choice by taking their funding and moving to another program. Individuals and families can use the funds to purchase services from any qualified provider.

Individuals choose their services from a list of DDS Qualified Providers available on the DDS website. New and existing DDS providers become qualified to provide services by following the qualification instructions located on the DDS website. Providers who are applying to become qualified to provide services are required to meet a standard set of minimum qualifications related to the service being applied for. Due to the natural competitiveness built into DDS’ service system, which is supported by the control each individual has to choose his/her provider from a list of qualified providers, competitive procurement occurs each time a DDS individual chooses a service provider. There is an on-going quality evaluation process to ensure providers continually meet minimum qualifications.

Department of Mental Health and Addiction Services (DMHAS):

DMHAS contracts with over 300 private non-profit providers to deliver approximately 200 different community-based services ranging from behavioral health interventions to substance abuse prevention. These services are funded through a consolidated POS contract serving adults in over 912 different funded programs. Under the consolidated contract, DMHAS may have as few as one program or as many as 40 programs funded in one contract, which carries a three-year contract term. These POS contracts are renewed every three years on a revolving schedule to ensure that all services and contracts are not expiring within the same time period.

The Department creates its Procurement Plan using many stakeholders within the Department to review the current services and recommend those for procurement. Under this process the committee reviews

multiple factors that include the resources already invested in existing programs, limitations to staffing, costs associated with the procurement of services both for the Department, as well as the provider, to name just a few. When the Department plans to issue an RFP based on the OPM-approved Procurement Plan for a program contained in a consolidated contract, notice would be sent to the respective provider indicating the termination of the current program and funding in their current contract. Once the RFP has been completed and the programs have been identified for funding through the competitive process, the newly awarded program would be added into an existing consolidated contract either through an amendment or when the contract is renewed (based on the specific date of award). If the award is being assigned to a new provider, a new contract would be created.

Department of Housing (DOH):

DOH has over 160 contracts with approximately 80 private non-profit providers to provide housing and services for vulnerable unstably housed populations. The majority of DOH's contracts support the state's response to homelessness with contracts ranging the spectrum from homeless outreach, diversion, shelter, and rapid rehousing to permanent supportive housing. DOH also funds programs to provide housing resources to individuals that are HIV positive or have AIDS as well as managing the state's Section 8 and Rental Assistance Programs. Since its inception in 2014, DOH has rebid all of its contracts and is currently investigating another round of rebidding to make service delivery in the homeless service system more effective, efficient and equitable.

DOH also recognizes the importance that housing stability has on clients of our sister state agencies. As a result, DOH has entered into agreements with DMHAS, DCF, DDS, Court Support Services Division (CSSD), and DSS to provide needed housing resources to create stability among our most vulnerable residents. In addition, DOH is exploring relationships with the State Department of Education and the Community College system to provide stable housing to allow households to focus on obtaining a quality education. The majority of these agreements have led to a competitive procurement process to find the most qualified non-profit agency to provide these vital services.

Department of Public Health (DPH):

DPH has approximately 200 Purchase of Service (POS) contracts that provide services to the public. These contracts are for services including health care and support services, testing, contact tracing, health education and prevention services as well as counseling services, to uninsured, underinsured, and underserved populations. Due to unique attributes associated with the provision of health services, such as licensing requirements, continuity of care, publicly supported physical sites, and the statutory relationship between DPH and municipal health departments, competitive procurement is not always possible.

When considering waiver for a competitive procurement for a particular service, the Department refers to OPM's waiver codes.

Office of Early Childhood (OEC):

OEC currently contracts with approximately 100 private not-for-profit contractors, federally qualified health centers, hospitals, local education authorities, and municipalities to deliver services that help young children and families thrive. The service types funded through these POS contracts comprise the networks of evidence-based home visiting and Part C of the Individuals with Disabilities Education Act (IDEA). These contracts range in term from three to five years. OEC's procurement plan ensures that services are constantly evaluated as to the cadence of their re-procurement. This timeframe is based on

a number of contributing factors, including resources and staffing, continuity of service for enrolled children and families, the costs associated with procurement (transition and closeout of terminating programs and implementation and training costs for newly awarded programs) and the stability of OEC's provider networks.

OEC has begun to utilize Outcome Rate Cards (ORC) within some POS contracts as a procurement tool to focus on outcome achievement and promote measurement. Through ORCs, OEC defines a menu of outcomes it is interested in achieving and the amount OEC is willing to pay each time the outcome is achieved by a contractor. Current Rate Card outcomes include parental education and employment, healthy birth outcomes and child safety.

G. Future Activities

OPM will continue working to improve value and competition for Connecticut taxpayers' dollars. As the state continues to focus on the economic and human impact of COVID-19, OPM is committed to working with agencies to ensure cost-effective, impactful, competitive procurement processes are maintained and strengthened. As urgent needs related to the pandemic subside, OPM will be able to more accurately analyze the success of ongoing procurement reform initiatives to increase competitive bidding.

In particular, OPM will prioritize the following initiatives:

- Revise the POS Part II Template, CORE-CT contract language and DocuSign functionality according to [Public Act 22-40](#).
- The release of updated and more user-friendly POS/PSA procurement standards to ensure a more consistent procurement approach by state agencies.
- Continued best practice procurement trainings in partnership with DAS on relative procurement topics.
- Review agency procurement plans, to ensure forecasted procurements accurately reflect agency plans for competitive procurement.
- Continued coordination with DAS on opportunities to standardize procurement practices across both procurement authorities.

OPM views these changes as critical in ensuring accountability to the taxpayers of Connecticut and achieving cost savings in future fiscal years.

H. Aggregate Financial Condition of Non-Profit Providers of POS Services

As indicated, [C.G.S. 4-70b\(c\)](#) requires OPM to provide an assessment of the financial condition of non-profit POS providers. For this report, OPM used the framework developed by the Commission on Non-Profit Health and Human Services in their review of the financial condition of these providers. The commission took a sample of 101 of 490 health and human services providers that were required to conduct an audit for fiscal year 2009 due to having expended \$100,000 or over in State funds for the fiscal year. The work group then proceeded to use information from these audits to calculate various financial ratios specific to non-profits to test the financial health of the sample group. The group was also broken down by those with annual revenues less than \$2 million, those between \$2 million and \$10 million and those with revenues over \$10 million annually.

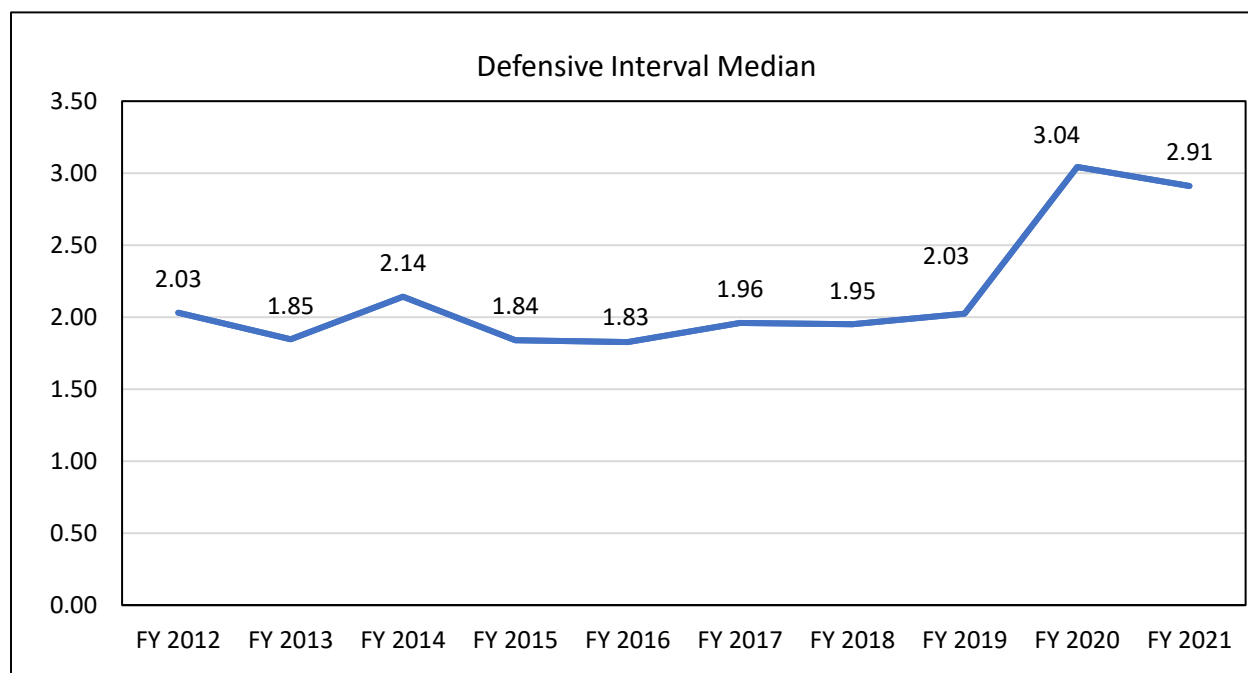
In seeking to replicate this work for this report, OPM has updated and continued to review the remaining 83 non-profit providers' audits conducted for fiscal year 2012. The number of non-profit providers has continued to decrease to 66 for fiscal year 2022 due to a combination of providers that no longer have contracts with the State and providers that did not meet the threshold for income reporting criteria. The number of providers has also decreased due to acquisitions, mergers, and closures. The providers report for fiscal year 2022 reflect the financial reports received as of the issuance date of this report.

The financial ratios follow on the next page.

Defensive Interval: This is a measure of liquidity in which cash and other readily available funds are divided by average monthly expenses, which indicates how many months of expenses could be funded by an entity’s liquid assets if no additional funding was received.

The method of calculating each of these ratios along with a measure of what might be considered a substandard ratio is included in the table.

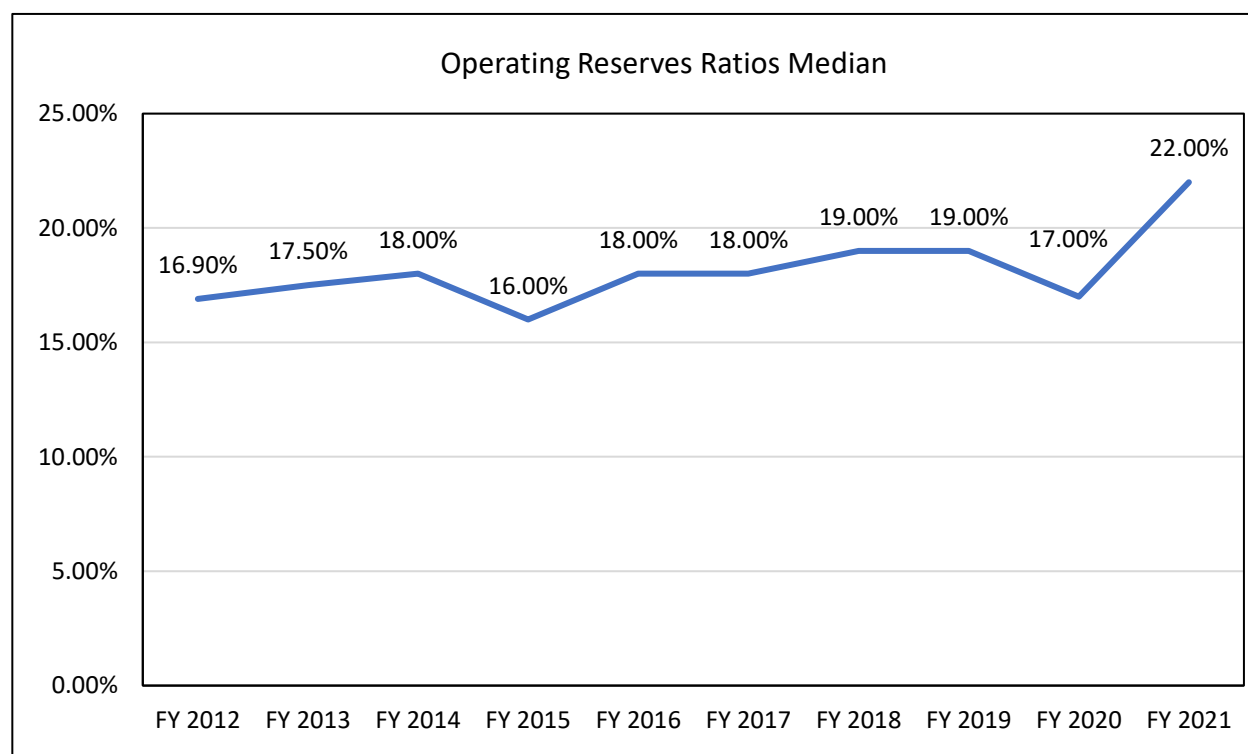
Defensive Interval	Definition: (Cash + Marketable Securities + Receivable)/Average Monthly Expenses				
		All	Revenues Less than \$2m	Revenues \$2m to \$10m	Revenues \$10m +
Substandard Ratio*	# of Providers	Less than 1	Less than 1	Less than 1	Less than 1
Median FY 2012	83	2.03	1.21	1.68	2.04
Median FY 2013	83	1.85	1.51	2.15	1.92
Median FY 2014	83	2.14	2.00	2.60	1.93
Median FY 2015	82	1.84	1.34	1.57	1.98
Median FY 2016	81	1.83	1.22	1.65	2.20
Median FY 2017	75	1.96	0.87	2.54	2.12
Median FY 2018	68	1.95	1.47	2.63	1.95
Median FY 2019	67	2.03	1.45	2.03	2.25
Median FY 2020	69	3.04	2.84	3.19	3.11
Median FY 2021	66	2.91	2.22	3.30	2.84
# of Nonprofits sampled - 2020		66	6	27	33
# More than 3		32	2	15	15
# 1-3		31	3	11	17
# less than 1		3	1	1	1
2021: % with ratio more than 3		48.48%	33.33%	55.56%	45.45%
2021: % with ratio between 1 - 3		46.97%	50.00%	40.74%	51.52%
2021: % with ratio less than 1		4.55%	16.67%	3.70%	3.03%



*The designation of substandard ratios was developed by the Private Provider Cost Increases, Financial Condition & Sources of Revenue Work Group of the Commission on Non-Profit Health and Human Services based on their review of the literature. The exception is the Savings Indicator standard, which is based on work done by the Boston Foundation.

Operating Reserves Ratio: This measure compares the amount of reserves (available net assets) a non-profit has compared to its annual expenses, and helps indicate the ability of a provider to deal with unforeseen circumstances.

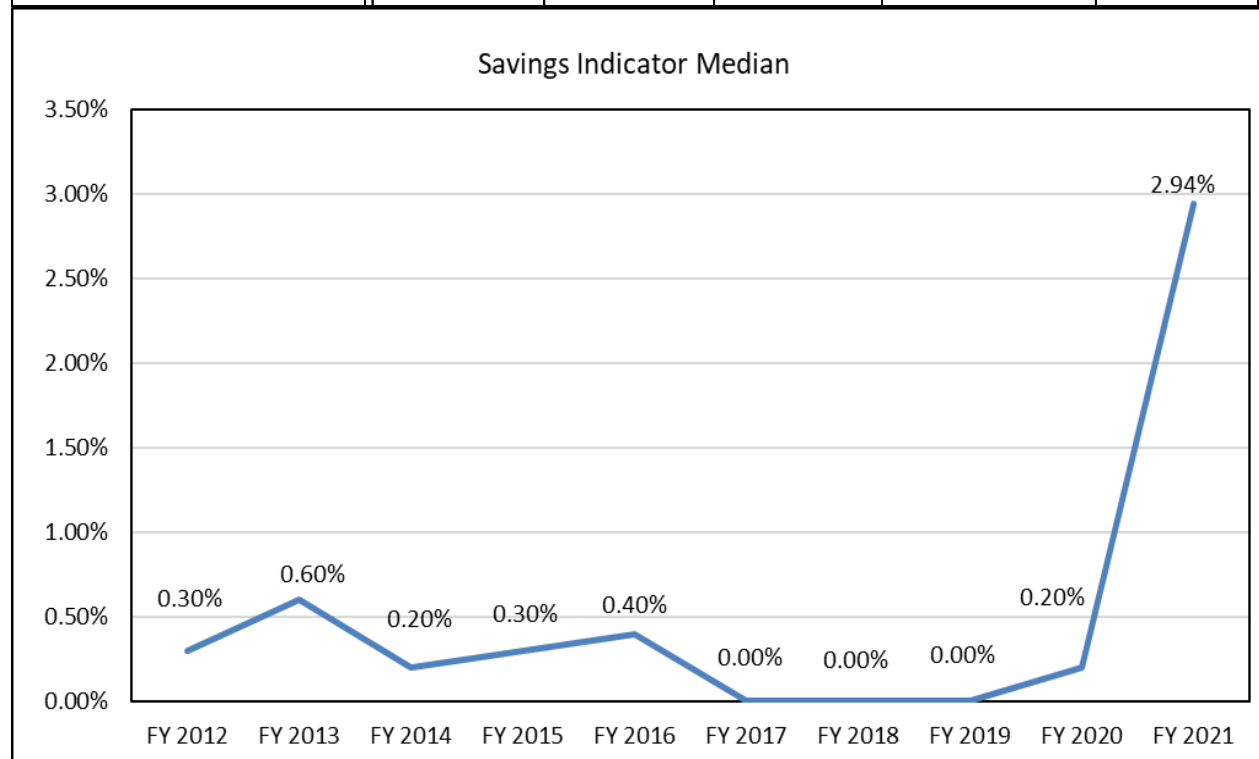
Operating Reserves Ratio	All	Revenues Less than \$2m		Revenues \$2m to \$10m	Revenues \$10m +
		Less than 25%	Less than 25%	Less than 25%	Less than 25%
Substandard Ratio*	# of Providers	Definition: Operating Reserves/Annual Operating Expenses			
Median FY 2012	83	16.90%	13.10%	23.00%	16.50%
Median FY 2013	83	17.50%	12.50%	23.00%	16.90%
Median FY 2014	83	18.00%	21.40%	20.70%	17.80%
Median FY 2015	82	16.00%	13.00%	21.00%	13.00%
Median FY 2016	81	18.00%	14.00%	22.00%	18.00%
Median FY 2017	75	18.00%	8.00%	31.00%	18.00%
Median FY 2018	68	19.00%	0.30%	27.80%	17.30%
Median FY 2019	67	19.00%	0.00%	25.10%	18.50%
Median FY 2020	69	17.00%	5.00%	21.00%	15.00%
Median FY 2021	66	22.00%	14.00%	34.00%	20.00%
# of Nonprofits sampled - 2021		66	6	27	33
# more than 25%		33	4	15	14
# 10-25%		13	0	5	8
# 0-10%		13	1	5	7
# less than 0%		7	1	2	4
2021: % more than 25%		50.00%	66.67%	55.56%	42.42%
2021: % 10-25%		19.70%	0.00%	18.52%	24.24%
2021: % 0-10%		19.70%	16.67%	18.52%	21.21%
2021: % less than 0%		10.61%	16.67%	7.41%	12.12%



*The designation of substandard ratios was developed by the Private Provider Cost Increases, Financial Condition & Sources of Revenue Work Group of the Commission on Non-Profit Health and Human Services based on their review of the literature. The exception is the Savings Indicator standard, which is based on work done by the Boston Foundation.

Savings Indicator: This measure compares annual operating surpluses or losses against annual expenses. A positive ratio would indicate some level of increase in savings.

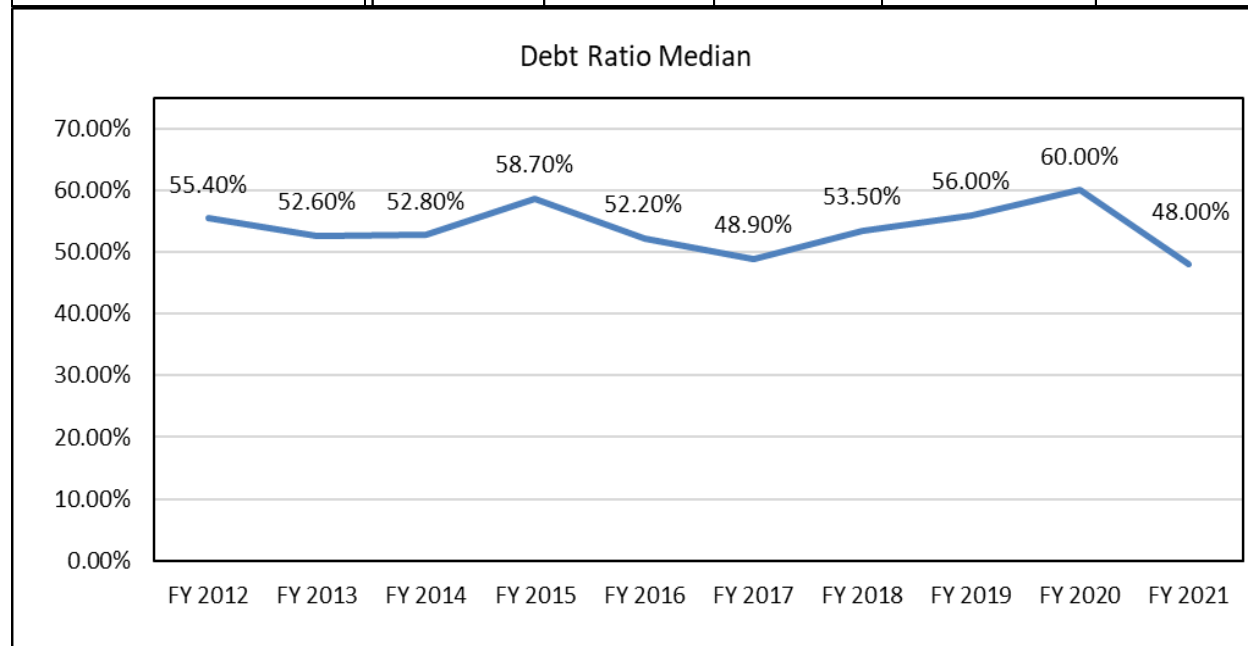
<i>Savings Indicator</i>	All	Revenues	Revenues	Revenues	
		Less than \$2m	\$2m to \$10m	\$10m +	
<i>Substandard Ratio*</i>	<i>Definition: (Revenue - Expenses)/Total Expense</i>				
	# of Providers	Less than 2%	Less than 2%	Less than 2%	Less than 2%
Median FY 2012	83	0.30%	0.30%	0.30%	0.40%
Median FY 2013	83	0.60%	-0.10%	0.30%	0.60%
Median FY 2014	83	0.20%	3.30%	-0.10%	0.40%
Median FY 2015	82	0.30%	0.20%	-0.10%	0.60%
Median FY 2016	81	0.40%	-2.40%	0.50%	1.00%
Median FY 2017	75	0.00%	-2.10%	0.09%	0.03%
Median FY 2018	68	0.00%	0.00%	0.87%	0.00%
Median FY 2019	67	0.00%	0.00%	0.00%	0.00%
Median FY 2020	69	0.20%	2.20%	0.90%	-0.10%
Median FY 2021	66	2.94%	8.40%	3.60%	1.30%
# of Nonprofits sampled - 2021		66	6	27	33
# more than 5%		26	4	12	10
# 2-5%		10	0	5	5
# 0-2%		11	1	4	6
# less than 0%		19	1	6	12
2021: % more than 5%		39.39%	66.67%	44.44%	30.30%
2021: % 2-5%		15.15%	0.00%	18.52%	15.15%
2021: % 0-2%		16.67%	16.67%	14.81%	18.18%
2021: % less than 0%		28.79%	16.67%	22.22%	36.36%



*The designation of substandard ratios was developed by the Private Provider Cost Increases, Financial Condition & Sources of Revenue Work Group of the Commission on Non-Profit Health and Human Services based on their review of the literature. The exception is the Savings Indicator standard, which is based on work done by the Boston Foundation.

Debt Ratio: This measure compares total debt to total assets. The higher the percentage of debt, the less financial flexibility an entity has.

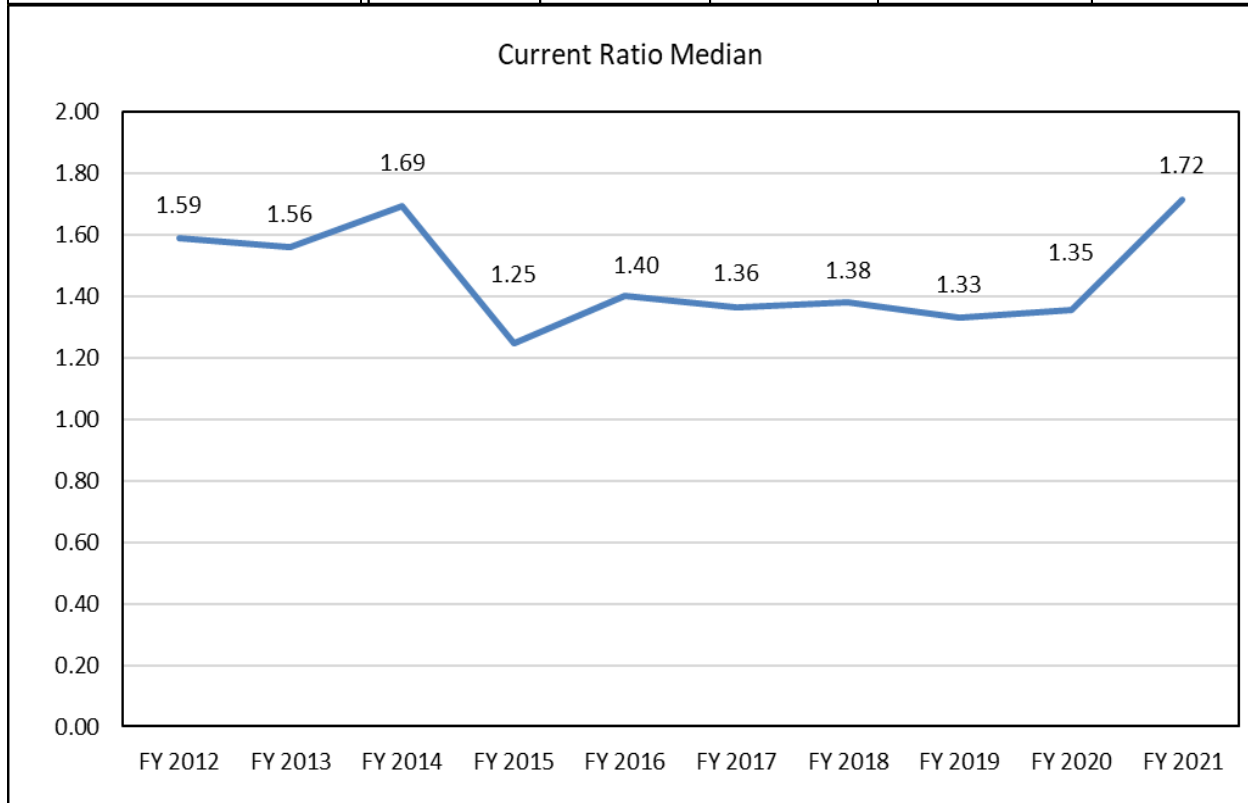
Debt Ratio	Definition: Average Total Debt/Average Total Assets				
	All	Revenues Less than \$2m	Revenues \$2m to \$10m	Revenues \$10m +	
Substandard Ratio*	# of Providers	Over 50%	Over 50%	Over 50%	Over 50%
Median FY 2012	83	55.40%	66.80%	54.40%	55.10%
Median FY 2013	83	52.60%	59.00%	36.90%	52.20%
Median FY 2014	83	52.80%	59.10%	45.70%	59.20%
Median FY 2015	82	58.70%	59.30%	45.90%	61.90%
Median FY 2016	81	52.20%	38.70%	49.70%	52.60%
Median FY 2017	75	48.90%	63.80%	45.20%	48.90%
Median FY 2018	68	53.50%	98.30%	49.70%	47.60%
Median FY 2019	67	56.00%	98.70%	56.70%	54.60%
Median FY 2020	69	60.00%	81.10%	60.00%	58.00%
Median FY 2021	66	48.00%	48.90%	43.90%	48.90%
# of Nonprofits sampled - 2021		66	6	27	33
# more than 100%		4	1	1	2
# 50-100%		28	2	12	14
# 25-50%		19	0	6	13
# 0-25%		15	3	8	4
2021: % more than 100%		6.06%	16.67%	3.70%	6.06%
2021: % 50-100%		42.42%	33.33%	44.44%	42.42%
2021: % 25-50%		28.79%	0.00%	22.22%	39.39%
2021: % 0-25%		22.73%	50.00%	29.63%	12.12%



*The designation of substandard ratios was developed by the Private Provider Cost Increases, Financial Condition & Sources of Revenue Work Group of the Commission on Non-Profit Health and Human Services based on their review of the literature. The exception is the Savings Indicator standard, which is based on work done by the Boston Foundation.

Current Ratio: This is another liquidity measure in which current (i.e. more liquid) assets are compared to current (i.e. more immediate) liabilities.

Current Ratio	Definition: Current Assets/Current Liabilities				
	All	Revenues Less than \$2m	Revenues \$2m to \$10m	Revenues \$10m +	
Substandard Ratio*	# of Providers	Under 2	Under 2	Under 2	Under 2
Median FY 2012	83	1.59	1.56	1.56	1.63
Median FY 2013	83	1.56	1.26	1.99	1.56
Median FY 2014	83	1.69	1.75	1.74	1.39
Median FY 2015	82	1.25	1.18	1.15	1.32
Median FY 2016	81	1.40	1.22	1.39	1.39
Median FY 2017	75	1.36	1.04	1.87	1.21
Median FY 2018	68	1.38	1.21	1.51	1.24
Median FY 2019	67	1.33	0.93	1.82	1.32
Median FY 2020	69	1.35	1.31	1.91	1.35
Median FY 2021	66	1.72	2.69	2.07	1.57
# of Nonprofits sampled - 2021		66	6	27	33
# 2 or more		29	3	15	11
# 1-2		26	2	7	17
# 0-1		11	1	5	5
2021: % with ratio of 2 or more		43.94%	50.00%	55.56%	33.33%
2021: % with ratio between 1 - 2		39.39%	33.33%	25.93%	51.52%
2021: % with ratio between 0 - 1		16.67%	16.67%	18.52%	15.15%



*The designation of substandard ratios was developed by the Private Provider Cost Increases, Financial Condition & Sources of Revenue Work Group of the Commission on Non-Profit Health and Human Services based on their review of the literature. The exception is the Savings Indicator standard, which is based on work done by the Boston Foundation.

I. Inquiries

For further information concerning this report, contact [Kevin Meakem](#), Procurement Policy Development Coordinator, at 860-418-6313.

Kimberly E. Kennison
Executive Financial Officer
Office of Finance
Office of Policy and Management
450 Capitol Avenue
Hartford, CT 06106
860-418-6422

For further information concerning the detailed contract data included in this report, contact the contracting state agency as follows:

Department of Children and Families	Melanie Sparks	(860) 550-6545
Department of Correction	Michael Lettieri	(860) 692-6261
Department of Developmental Services	Scott McWilliams	(860) 418-6163
Department of Mental Health & Addiction Services	Megan Sopelak	(860) 418-6838
Department of Public Health	Charlene Gross	(860) 509-7710
Department of Social Services	Diana Speranza	(860) 424-5728
Department of Aging and Disability Services	Amy Porter	(860) 424-4976
Department of Housing	Seila Mosquera-Bruno	(860) 270-8081
Office of Early Childhood	Catherine Lenihan	(860) 500-4436



FY2022	Total of Contracts	Percent	General Fund	Percent	Federal Fund	Percent	Other Fund ₃	Percent	Total Payments	Percent
Competitive (Y)	237	16.4%	\$237,639,263	21.0%	\$144,200,223	27.5%	\$63,336,489	9.5%	\$445,175,975	19.2%
Non-Competitive (N)	820	56.8%	\$591,354,361	52.2%	\$367,712,447	70.2%	\$28,469,961	4.3%	\$987,536,769	42.5%
Exempt (E) ₁	125	8.7%	\$19,157,316	1.7%	\$11,772,069	2.2%	\$807,339	0.1%	\$31,736,724	1.4%
Qualified (Q) ₂	262	18.1%	\$283,976,562	25.1%	\$0	0.0%	\$576,067,705	86.1%	\$860,044,267	37.0%
Total	1444	100%	\$1,132,127,502	100%	\$523,684,739	100%	\$668,681,494	100%	\$2,324,493,735	100%

FY 2021	Total of Contracts	Percent	General Fund	Percent	Federal Fund	Percent	Other Fund ₃	Percent	Total Payments	Percent
Competitive (Y)	239	17.0%	\$192,721,982	18.1%	\$127,984,185	21.4%	\$6,766,006	1.1%	\$327,472,173	14.3%
Non-Competitive (N)	891	63.2%	\$592,205,517	55.5%	\$460,121,206	77.0%	\$38,213,969	6.1%	\$1,090,540,691	47.6%
Exempt (E) ₁	148	10.5%	\$14,701,634	1.4%	\$9,811,811	1.6%	\$1,000,934	0.2%	\$25,514,380	1.1%
Qualified (Q) ₂	131	9.3%	\$266,858,447	25.0%	\$0	0.0%	\$579,446,450	92.6%	\$846,304,897	37.0%
Total	1409	100%	\$1,066,487,579	100%	\$597,917,202	100%	\$625,427,358	100%	\$2,289,832,140	100%

- 1. Exempt contracts are no more than \$20,000, contracts with cities and towns for pass through funds and political subdivisions.
- 2. Qualified contracts are for new and existing DDS providers who qualified to provider services according to the qualification process.
- 3. The other fund column can include non-federal grants, pass through state grants, and restricted state grants.



Agency	# of Competitive Contracts	Competitive Payments	# of Non-Competitive Contracts ₁	Non-Competitive Payments	# of Exempt Contracts ₂	Exempt Payments	# of Qualified Contracts ₃	Qualified Payments	Total Contracts	Total Payments
Department of Aging and Disability Services	11	\$956,957	89	\$29,864,566	9	\$45,402	0	\$0	109	\$30,866,924
Department of Children and Families	30	\$31,431,462	55	\$173,725,380	4	\$624,521	0	\$0	89	\$205,781,363
Department of Correction	16	\$61,343,898	33	\$14,828,040	2	\$14,120	0	\$0	51	\$76,186,059
Department of Development Services	7	\$63,723,907	12	\$6,430,227	3	\$17,038	262	\$860,044,267	284	\$930,215,438
Department of Housing	57	\$186,243,216	102	\$48,769,742	5	\$598,016	0	\$0	164	\$235,610,974
Department of Mental Health & Addiction Services	16	\$4,297,796	296	\$344,248,772	5	\$304,014	0	\$0	317	\$348,850,581
Department of Public Health	45	\$7,602,112	96	\$75,460,939	74	\$15,874,093	0	\$0	215	\$98,937,144
Department of Social Services	13	\$47,080,779	92	\$257,983,125	0	\$0	0	\$0	105	\$305,063,904
Division of Criminal Justice	0	\$0	4	\$275,671	0	\$0	0	\$0	4	\$275,671
Office of Early Childhood	42	\$42,495,849	41	\$35,950,306	23	\$14,259,520	0	\$0	106	\$92,705,676
Grand Total	237	\$445,175,976	820	\$987,536,769	125	\$31,736,724	262	\$860,044,267	1444	\$2,324,493,735

1. The Department of Mental Health and Addiction Services and The Department of Children and Families work with hundreds of services/programs and efficiently consolidate their contracts by each provider. While the number of non-competitive contracts may seem high, various services within a contract have indeed been procured through an RFP process. Due to system limitations, OPM is unable to report at the program level. Therefore, the detail by agency report identifies these contracts as "mixed contracts" using the letter "M". The summary details above sort these "mixed contracts" into competitive and non-competitive statuses based on data in Core-CT.
2. Exempt contracts are no more than \$20,000, contracts with cities and towns for pass through funds and political subdivisions.
3. Qualified contracts are for new and existing DDS providers who qualified to provider services according to a qualification process.



Agency	Total Contracts	Payments				Cumulative Contract Total Amount ₃	Cumulative Contract Payment ₄	Cumulative Contract Balance Remaining ₅
		General Fund	Federal Fund	Other Fund ₁	Total FY 2022 ₂			
Department of Aging and Disability Services	109	\$7,531,972	\$23,272,630	\$62,322	\$30,866,924	\$1,827,009,562	\$63,691,670	\$1,763,317,892
Department of Children and Families	89	\$188,560,220	\$14,067,771	\$3,153,372	\$205,781,363	\$769,266,012	\$519,879,102	\$249,386,910
Department of Correction	51	\$73,876,098	\$2,262,831	\$47,129	\$76,186,059	\$367,199,012	\$214,848,449	\$152,350,562
Department of Development Services	284	\$296,924,416	\$0	\$633,291,022	\$930,215,438	\$6,518,726,364	\$4,038,928,624	\$2,479,797,740
Department of Housing	164	\$96,633,946	\$136,562,343	\$2,414,686	\$235,610,974	\$1,101,075,550	\$824,422,767	\$276,652,782
Department of Mental Health & Addiction Services	317	\$284,563,331	\$54,297,558	\$9,989,693	\$348,850,581	\$1,085,532,126	\$680,801,458	\$404,730,667
Department of Public Health	215	\$14,994,200	\$64,687,018	\$19,255,926	\$98,937,144	\$571,696,958	\$456,979,158	\$114,717,800
Department of Social Services	105	\$90,253,132	\$214,343,428	\$467,344	\$305,063,904	\$1,675,198,960	\$1,257,894,364	\$417,304,596
Division of Criminal Justice	4	\$0	\$275,671	\$0	\$275,671	\$625,000	\$342,562	\$282,438
Office of Early Childhood	106	\$78,790,186	\$13,915,489	\$0	\$92,705,676	\$309,391,562	\$160,839,172	\$148,552,390
Total	1444	\$1,132,127,502	\$523,684,739	\$668,681,494	\$2,324,493,735	\$14,225,721,104	\$8,218,627,327	\$6,007,093,776

1. The Other Fund column can include non-federal grants, pass through state grants, bond funds, and restricted state grants.
2. The FY2022 column is total payments in FY2022 for that particular contract (general, federal, and other fund).
3. The cumulative contract total amount is an estimate of what the contract will cost throughout the entirety of its term.
4. The cumulative contract payment is the sum of all payments that have been made on a contract from the beginning of its term through the end of FY 2022.
5. The cumulative contract balance remaining is the difference between the cumulative contract total amount and the cumulative contract payment.



Agency	Supplier Name	Contract ID #	Contract Description	Competitive	Payments				Terms				
					General Fund	Federal Fund	Other Fund	Total FY 2022	Contract Begin Date	Contract Expire Date	Cumulative Contract Total Amount	Cumulative Contract Payments	Cumulative Contract Balance Remaining
Department of Aging and Disability Services	CHAPEL HAVEN SCHLEIFER CENTER INC	19SDR6201DP	19SDR6201DP-EOP	E	\$1,069	\$0	\$0	\$1,069	3/1/2019	12/31/2025	\$10,000	\$2,667	\$7,333
Department of Aging and Disability Services	SEABIRD ENTERPRISES INC	19SDR6201XA	19SDR6201XA-EOP	E	\$1,229	\$0	\$0	\$1,229	3/1/2019	12/31/2025	\$15,000	\$4,604	\$10,396
Department of Aging and Disability Services	AGENCY ON AGING OF SOUTH CENTRAL	20SDRCAR01SCA	20SDRCAR01SCA	E	\$0	\$2,814	\$0	\$2,814	5/1/2020	9/30/2021	\$16,880	\$16,880	\$0
Department of Aging and Disability Services	NORTH CENTRAL AREA AGENCY ON AGING INC	20SDRCAR01NCA	20SDRCAR01NCA CARES	E	\$0	\$13,987	\$0	\$13,987	5/1/2020	9/30/2021	\$16,880	\$16,800	\$80
Department of Aging and Disability Services	SOUTHWESTERN CONNECTICUT AGENCY ON	20SDRCAR01SWA	20SDRCAR01SWA CARES ACT	E	\$0	\$8,441	\$0	\$8,441	5/1/2020	9/30/2021	\$16,880	\$16,880	\$0
Department of Aging and Disability Services	WESTERN CT AREA AGCY ON AGING	20SDRCAR01WCA	20SDRCAR01WCA CARES	E	\$0	\$7,661	\$0	\$7,661	5/1/2020	9/30/2021	\$16,880	\$16,100	\$780
Department of Aging and Disability Services	COLLEGE AUTISM SPECTRUM LLC	21SDR6203HX	21SDR6203HX-AutismSpec.Disord	E	\$0	\$3,763	\$0	\$3,763	4/1/2021	3/31/2025	\$17,500	\$5,688	\$11,813
Department of Aging and Disability Services	SHARP TRAINING INC	19SDR6201XC	19SDR6201XC-EOP	E	\$225	\$0	\$0	\$225	3/1/2019	12/31/2021	\$18,000	\$2,880	\$15,120
Department of Aging and Disability Services	CMPERRY VOCATIONAL & CONSULTING LLC	21SDR6203DS	21SDR6203DS CMPerry	E	\$0	\$0	\$6,213	\$6,213	9/16/2021	8/31/2024	\$20,000	\$6,213	\$13,787
Department of Aging and Disability Services	EASTER SEAL REHABILITATION CENTER OF	21SDR6201IN	21SDR6201IN-ESGW Driver Train state	N	\$17,081	\$0	\$0	\$17,081	4/19/2021	6/30/2021	\$24,000	\$20,648	\$3,352
Department of Aging and Disability Services	THE ALMADA LODGE-TIMES FARM CAMP	21SDR8402SF	21SDR8402SF-BESB Camp	N	\$11,400	\$0	\$0	\$11,400	7/15/2021	9/30/2021	\$29,250	\$11,400	\$17,850
Department of Aging and Disability Services	UNITED CEREBRAL PALSY ASSOCIATION	21SDR8402AU	21SDR8402AU-BESB	N	\$5,431	\$0	\$0	\$5,431	7/1/2021	6/30/2024	\$29,997	\$5,431	\$24,566
Department of Aging and Disability Services	ACCESS INDEPENDENCE INC	20SDR6901HU	20SDR6901HU CIL CARES	N	\$0	\$5,160	\$0	\$5,160	5/1/2020	9/30/2021	\$30,000	\$30,000	\$0
Department of Aging and Disability Services	CMPERRY VOCATIONAL & CONSULTING LLC	19SDR6203DS	19SDR6203DS-EOP	N	\$4,612	\$0	\$0	\$4,612	3/1/2019	12/31/2025	\$30,000	\$14,242	\$15,758
Department of Aging and Disability Services	DISABILITIES NETWORK OF EASTERN	20SDR6901HT	20SDR6901HT CARES	N	\$0	\$10,320	\$0	\$10,320	5/1/2020	9/30/2021	\$30,000	\$30,000	\$0
Department of Aging and Disability Services	GREATER NEW HAVEN DISABILITY RIGHTS	20SDR6901LI	20SDR6901LI CIL CARES	N	\$0	\$5,160	\$0	\$5,160	5/1/2020	9/30/2021	\$30,000	\$30,000	\$0
Department of Aging and Disability Services	INDEPENDENCE NORTHWEST INC	20SDR6901DI	20SDR6901DI CIL CARES	N	\$0	\$10,320	\$0	\$10,320	5/1/2020	9/30/2021	\$30,000	\$30,000	\$0
Department of Aging and Disability Services	INDEPENDENCE UNLIMITED INC	20SDR6901NW	20SDR6901NW CIL CARES	N	\$0	\$5,160	\$0	\$5,160	5/1/2020	9/30/2021	\$30,000	\$24,840	\$5,160
Department of Aging and Disability Services	EMPLOYMENT OPTIONS LLC	19SDR6201JE	19SDR6201JE-EOP	N	\$2,697	\$0	\$0	\$2,697	3/1/2019	12/31/2021	\$31,500	\$10,887	\$20,613
Department of Aging and Disability Services	RUSS MCDANIEL CARPENTRY	19SDR6203HD	19SDR6203HD-EOP	N	\$4,778	\$0	\$0	\$4,778	3/1/2019	12/31/2025	\$32,000	\$14,138	\$17,862
Department of Aging and Disability Services	STAR INC LIGHTING THE WAY	19SDR6201YO	19SDR6201YO-EOP	N	\$6,989	\$0	\$0	\$6,989	3/1/2019	12/31/2025	\$33,000	\$23,245	\$9,755
Department of Aging and Disability Services	INDEPENDENCE UNLIMITED INC	17SDRADR01IUX	Aging and Disability Resource Center Program	N	\$0	\$6,000	\$0	\$6,000	9/30/2017	8/31/2022	\$33,940	\$22,700	\$11,240
Department of Aging and Disability Services	MARRAKECH INC	19SDR6201QZ	19SDR6201QZ-EOP	N	\$722	\$0	\$0	\$722	3/1/2019	12/31/2025	\$35,000	\$3,692	\$31,308
Department of Aging and Disability Services	AREA COOPERATIVE EDUCATIONAL SERVICES	19SDR6201BF	19SDR6201BF - EOP	N	\$2,932	\$0	\$0	\$2,932	3/1/2019	12/31/2025	\$36,000	\$8,872	\$27,128
Department of Aging and Disability Services	THE ARC OF THE FARMINGTON VALLEY INC	19SDR6201KB	19SDR6201KB-EOP	N	\$5,812	\$0	\$0	\$5,812	4/1/2019	12/31/2025	\$36,000	\$16,792	\$19,208
Department of Aging and Disability Services	MIDSTATE ARC INC	19SDR6201RT	19SDR6201RT-EOP	N	\$2,312	\$0	\$0	\$2,312	3/1/2019	12/31/2025	\$39,000	\$9,647	\$29,353
Department of Aging and Disability Services	GOODWILL INDUSTRIES OF SOUTHERN	19SDR6201IL	19SDR6201IL-EOP	N	\$3,510	\$0	\$0	\$3,510	3/1/2019	12/31/2025	\$40,000	\$11,453	\$28,547
Department of Aging and Disability Services	NAMI OF CONNECTICUT INC	21SDRHIC01NAMI	21SDRHIC01NAMI-choices	N	\$14,363	\$0	\$0	\$14,363	8/1/2021	6/30/2024	\$43,089	\$14,363	\$28,726
Department of Aging and Disability Services	ACCESS INDEPENDENCE INC	21SDR63901HU	21SDR63901HU Vaccine	N	\$0	\$24,800	\$0	\$24,800	12/1/2021	9/30/2022	\$46,582	\$24,800	\$21,782
Department of Aging and Disability Services	DISABILITIES NETWORK OF EASTERN	21SDR63901HT	21SDR63901HT Vaccine	N	\$0	\$24,800	\$0	\$24,800	12/1/2021	9/30/2022	\$46,582	\$24,800	\$21,782
Department of Aging and Disability Services	GREATER NEW HAVEN DISABILITY RIGHTS	21SDR63901LI	21SDR63901LI Vaccine	N	\$0	\$24,800	\$0	\$24,800	12/1/2021	9/30/2022	\$46,582	\$24,800	\$21,782
Department of Aging and Disability Services	INDEPENDENCE NORTHWEST INC	21SDR63901DI	21SDR63901DI Vaccine	N	\$0	\$24,800	\$0	\$24,800	12/1/2021	9/30/2022	\$46,582	\$24,800	\$21,782
Department of Aging and Disability Services	INDEPENDENCE UNLIMITED INC	21SDR63901NW	21SDR63901NW Vaccine	N	\$0	\$24,800	\$0	\$24,800	12/1/2021	9/30/2022	\$46,582	\$24,800	\$21,782
Department of Aging and Disability Services	UNITED CEREBRAL PALSY ASSOCIATION	17SDR8402AU	17SDR8402AU BESB	N	\$212	\$0	\$0	\$212	1/1/2017	6/30/2021	\$49,295	\$36,249	\$13,046



Agency	Supplier Name	Contract ID #	Contract Description	Competitive	Payments				Terms				
					General Fund	Federal Fund	Other Fund	Total FY 2022	Contract Begin Date	Contract Expire Date	Cumulative Contract Total Amount	Cumulative Contract Payments	Cumulative Contract Balance Remaining
Department of Aging and Disability Services	THE NEXT STREET LLC	21SDR6213HT	21SDR6213HT-Driver train	N	\$33,309	\$0	\$0	\$33,309	8/1/2021	7/31/2022	\$50,000	\$33,309	\$16,691
Department of Aging and Disability Services	THE ARC OF LITCHFIELD COUNTY INC	19SDR6201QB	19SDR6201QB-EOP	N	\$4,122	\$0	\$0	\$4,122	4/1/2019	12/31/2021	\$60,000	\$16,643	\$43,357
Department of Aging and Disability Services	CAPITOL REGION EDUCATION COUNCIL	19SDR6202QW	19SDR6202QW EOP	N	\$5,213	\$0	\$0	\$5,213	3/1/2019	12/31/2021	\$65,000	\$25,133	\$39,868
Department of Aging and Disability Services	UNITED CEREBRAL PALSY ASSOCIATION	20SDR6202AU	20SDR6202AU CARES	N	\$0	\$12,497	\$0	\$12,497	5/1/2020	4/30/2021	\$67,130	\$67,130	\$0
Department of Aging and Disability Services	VISTA LIFE INNOVATIONS INC	19SDR6202BK	19SDR6202BK-EOP	N	\$6,683	\$0	\$0	\$6,683	3/1/2019	12/31/2025	\$70,000	\$22,084	\$47,916
Department of Aging and Disability Services	MIDSTATE ARC INC	20SDR6201RT	20SDR6201RT Asst. Technology	N	\$0	\$14,000	\$0	\$14,000	12/1/2020	9/30/2024	\$90,000	\$20,000	\$70,000
Department of Aging and Disability Services	WINDHAM REGIONAL COMMUNITY COUNCIL INC	18SDR6202CO	18SDR6202CO-Asst. Tech.	N	\$0	\$964	\$0	\$964	10/1/2018	9/30/2021	\$93,000	\$70,345	\$22,655
Department of Aging and Disability Services	EASTER SEAL REHABILITATION CENTER OF	21SDR6211IN	21SDR6211IN-DriverTrain	N	\$3,263	\$0	\$762	\$4,026	8/1/2021	7/31/2023	\$100,000	\$4,026	\$95,974
Department of Aging and Disability Services	SOUTHWESTERN CONNECTICUT AGENCY ON	20SDRMIP01SWA	20SDRMIP01SWA-MIPPA-21	N	\$0	\$44,408	\$0	\$44,408	9/1/2020	8/31/2023	\$115,000	\$71,037	\$43,963
Department of Aging and Disability Services	SOUTHWESTERN CONNECTICUT AGENCY ON	22SDRRES01SWA	22SDRRES01SWA-Alz	N	\$0	\$34,682	\$0	\$34,682	4/1/2022	12/31/2024	\$138,728	\$34,682	\$104,046
Department of Aging and Disability Services	ACCESS INDEPENDENCE INC	17SDRADR01AIX	No Wrong Door Aging & Disability Resource Center services	N	\$0	\$23,990	\$0	\$23,990	9/30/2017	8/31/2022	\$144,217	\$123,061	\$21,156
Department of Aging and Disability Services	CONNECTICUT COMMUNITY CARE INC	17SDRCA01CCC	Chronic Disease self-management education programs	N	\$72,750	\$0	\$0	\$72,750	2/1/2017	6/30/2022	\$151,365	\$127,058	\$24,307
Department of Aging and Disability Services	AGENCY ON AGING OF SOUTH CENTRAL	20SDRSMP01SCA	20SDRSMP01SCA Sr. Medicare	N	\$0	\$51,942	\$0	\$51,942	7/1/2020	6/30/2023	\$175,826	\$103,884	\$71,942
Department of Aging and Disability Services	EASTERN CT AREA AGENCY ON AGING	20SDRSMP01ECA	20SDRSMP01ECA Sr. Medicare	N	\$0	\$51,942	\$0	\$51,942	7/1/2020	6/30/2023	\$175,826	\$103,884	\$71,942
Department of Aging and Disability Services	NORTH CENTRAL AREA AGENCY ON AGING INC	20SDRSMP01NCA	20SDRSMP01NCA Sr. Medicare	N	\$0	\$38,956	\$0	\$38,956	7/1/2020	6/30/2023	\$175,826	\$90,898	\$84,928
Department of Aging and Disability Services	SOUTHWESTERN CONNECTICUT AGENCY ON	20SDRSMP01SWA	20SDRSMP01SWA Sr. Medicare	N	\$0	\$51,942	\$0	\$51,942	7/1/2020	6/30/2023	\$175,826	\$103,884	\$71,942
Department of Aging and Disability Services	WESTERN CT AREA AGCY ON AGING	20SDRSMP01WCA	20SDRSMP01WCA Sr. Medicare	N	\$0	\$25,970	\$0	\$25,970	7/1/2020	6/30/2023	\$175,826	\$77,912	\$97,914
Department of Aging and Disability Services	DAVID BRANDOLINI LLC	18SDR6201CA	18SDR6201CA-Asst. Tech.	N	\$0	\$19,450	\$0	\$19,450	10/1/2018	9/30/2021	\$185,000	\$59,589	\$125,411
Department of Aging and Disability Services	INDEPENDENCE NORTHWEST INC	17SDRADR01INW	No Wrong Door Aging & Disability Resource center services	N	\$0	\$23,990	\$0	\$23,990	9/30/2017	8/31/2022	\$195,693	\$174,537	\$21,156
Department of Aging and Disability Services	NORTHWEST REGIONAL WORKFORCE	21SDRSCSNRW1LK	21SDRSCSNRW1LK-SDA Virt.Train	N	\$0	\$90,427	\$0	\$90,427	4/1/2021	12/31/2022	\$196,450	\$90,427	\$106,023
Department of Aging and Disability Services	NORTH CENTRAL AREA AGENCY ON AGING INC	19SDRVDC01NCA	Veteran Directed Care Home	N	\$0	\$58,331	\$0	\$58,331	1/1/2019	8/31/2021	\$201,891	\$201,003	\$888
Department of Aging and Disability Services	CAPITOL REGION EDUCATION COUNCIL	18SDR6202QW	18SDR6202QW-Asst. Tech.	N	\$0	\$24,733	\$0	\$24,733	10/1/2018	9/30/2024	\$214,000	\$96,873	\$117,127
Department of Aging and Disability Services	AGENCY ON AGING OF SOUTH CENTRAL	20SDRMIP01SCA	20SDRMIP01SCA-MIPPA-21	N	\$0	\$28,060	\$0	\$28,060	9/1/2020	8/31/2023	\$215,000	\$48,031	\$166,969
Department of Aging and Disability Services	EASTERN CT AREA AGENCY ON AGING	20SDRMIP01ECA	20SDRMIP01ECA MIPPA 21	N	\$0	\$49,447	\$0	\$49,447	9/1/2020	8/31/2023	\$215,000	\$69,418	\$145,582
Department of Aging and Disability Services	NORTH CENTRAL AREA AGENCY ON AGING INC	20SDRMIP01NCA	20SDRMIP01NCA-MIPPA-21	N	\$0	\$47,220	\$0	\$47,220	9/1/2020	8/31/2023	\$215,000	\$67,191	\$147,809
Department of Aging and Disability Services	WESTERN CT AREA AGCY ON AGING	20SDRMIP01WCA	20SDRMIP01WCA-MIPPA-21	N	\$0	\$33,349	\$0	\$33,349	9/1/2020	8/31/2023	\$215,000	\$40,006	\$174,994
Department of Aging and Disability Services	ASSOCIATES FOR TRAINING AND DEVELOPMENT	21SDRSCSA4TD3FG	21SDRSCSA4TD3FG-Sr. Comm. Serv	N	\$0	\$73,710	\$0	\$73,710	5/25/2021	12/31/2022	\$222,056	\$73,710	\$148,346
Department of Aging and Disability Services	WESTERN CT AREA AGCY ON AGING	19SDRVDC01WCA	Veteran Directed Care Home	N	\$0	\$87,338	\$0	\$87,338	1/1/2019	8/31/2021	\$224,235	\$224,235	\$0
Department of Aging and Disability Services	AGENCY ON AGING OF SOUTH CENTRAL	19SDRVDC01SCA	Veteran Directed Care Home	N	\$0	\$27,966	\$0	\$27,966	1/1/2019	8/31/2021	\$228,594	\$227,394	\$1,200
Department of Aging and Disability Services	SOUTHWESTERN CONNECTICUT AGENCY ON	19SDRVDC01SWA	Veteran Directed Care Home	N	\$0	\$35,541	\$0	\$35,541	1/1/2019	8/31/2021	\$266,025	\$264,130	\$1,895
Department of Aging and Disability Services	UNITED CEREBRAL PALSY ASSOCIATION	17SDR6202AU	17SDR6202AU-Asst. Tech	N	\$0	\$65,387	\$0	\$65,387	6/1/2017	9/30/2024	\$270,000	\$162,837	\$107,163
Department of Aging and Disability Services	EASTCONN	18SDR6201IK	18SDR6201IK-Asst.Tech.	N	\$0	\$32,336	\$0	\$32,336	10/1/2018	9/30/2024	\$284,000	\$102,269	\$181,731
Department of Aging and Disability Services	EASTER SEAL REHABILITATION CENTER OF	22SDR6201IN	22SDR6201IN CRP	N	\$2,041	\$0	\$0	\$2,041	4/1/2022	8/31/2023	\$300,000	\$2,041	\$297,959
Department of Aging and Disability Services	CONNECTICUT COMMUNITY CARE INC	20SDR6301CC	20SDR6301CC Fall prevention	N	\$0	\$0	\$37,500	\$37,500	10/1/2020	6/30/2026	\$354,648	\$87,500	\$267,148
Department of Aging and Disability Services	DISABILITIES NETWORK OF EASTERN	18SDR6201HT	18SDR6201HT-CRP	Y	\$938	\$0	\$0	\$938	9/1/2018	8/31/2023	\$373,200	\$12,065	\$361,135



Agency	Supplier Name	Contract ID #	Contract Description	Competitive	Payments				Terms				
					General Fund	Federal Fund	Other Fund	Total FY 2022	Contract Begin Date	Contract Expire Date	Cumulative Contract Total Amount	Cumulative Contract Payments	Cumulative Contract Balance Remaining
Department of Aging and Disability Services	THE CENTER FOR ADVOCACY RESEARCH	19SDR6201DH	19SDR6201DH-EOP	N	\$13,430	\$0	\$0	\$13,430	3/1/2019	12/31/2025	\$380,000	\$52,310	\$327,690
Department of Aging and Disability Services	VIABILITY INC	18SDR6201ES	18SDR6201ES-CRP	Y	\$16,147	\$0	\$0	\$16,147	9/1/2018	8/31/2023	\$402,340	\$28,376	\$373,964
Department of Aging and Disability Services	COMMUNICATION ADVOCACY NETWORK	21SDR8403GO	21SDR8403GO BESB22	N	\$83,068	\$0	\$0	\$83,068	7/1/2021	6/30/2024	\$424,059	\$83,068	\$340,991
Department of Aging and Disability Services	COMMUNICATION ADVOCACY NETWORK	17SDR8403GO	BESB	N	\$4,877	\$0	\$0	\$4,877	1/1/2017	6/30/2021	\$565,789	\$364,866	\$200,923
Department of Aging and Disability Services	ACCESS INDEPENDENCE INC	20SDR6201HU	20SDR6201HU-Ind.Living	N	\$113,877	\$30,501	\$0	\$144,378	10/1/2020	9/30/2023	\$568,457	\$260,032	\$308,424
Department of Aging and Disability Services	GREATER NEW HAVEN DISABILITY RIGHTS	20SDR6201LI	20SDR6201LI-Ind. Living	N	\$113,877	\$27,491	\$0	\$141,368	10/1/2020	9/30/2023	\$568,457	\$256,136	\$312,320
Department of Aging and Disability Services	INDEPENDENCE NORTHWEST INC	20SDR6201DI	20SDR6201DI-Ind. Living	N	\$113,877	\$35,289	\$0	\$149,166	10/1/2020	9/30/2023	\$568,457	\$261,193	\$307,264
Department of Aging and Disability Services	INDEPENDENCE UNLIMITED INC	20SDR6201NW	20SDR6201NW Ind.Living	N	\$112,911	\$28,999	\$0	\$141,910	10/1/2020	9/30/2023	\$568,457	\$258,201	\$310,256
Department of Aging and Disability Services	DISABILITIES NETWORK OF EASTERN	20SDR6201HT	20SDR6201HT-Ind.Living	N	\$113,877	\$29,787	\$0	\$143,664	10/1/2020	9/30/2023	\$568,547	\$259,798	\$308,748
Department of Aging and Disability Services	THE CONNECTICUT INSTITUTE FOR THE BLIND	17SDR6202OE	17SDR6202OE-Assistive Tech	N	\$0	\$81,650	\$0	\$81,650	4/15/2017	9/30/2024	\$824,333	\$447,896	\$376,437
Department of Aging and Disability Services	AMERICAN SCHOOL FOR THE DEAF	22SDR6201AY	22SDR6201AY outreach to deaf	N	\$0	\$150,000	\$0	\$150,000	5/18/2022	12/31/2024	\$1,000,000	\$150,000	\$850,000
Department of Aging and Disability Services	EASTERN CT AREA AGENCY ON AGING	17SDRCH051ECA	Congregate housing services in Eastern CT	N	\$57,719	\$153,661	\$0	\$211,380	1/1/2017	12/31/2022	\$1,169,075	\$936,499	\$232,576
Department of Aging and Disability Services	AGENCY ON AGING OF SOUTH CENTRAL	20SDRHIC01SCA	20SDRHIC01SCA-Choices	N	\$81,598	\$84,916	\$0	\$166,514	7/1/2020	6/30/2025	\$1,195,000	\$328,978	\$866,022
Department of Aging and Disability Services	EASTERN CT AREA AGENCY ON AGING	20SDRHIC01ECA	20SDRHIC01ECA-Choices	N	\$81,597	\$94,568	\$0	\$176,165	7/1/2020	6/30/2025	\$1,195,000	\$338,628	\$856,372
Department of Aging and Disability Services	NORTH CENTRAL AREA AGENCY ON AGING INC	20SDRHIC01NCA	20SDRHIC01NCA-Choices	N	\$81,597	\$90,791	\$0	\$172,388	7/1/2020	6/30/2025	\$1,195,000	\$334,851	\$860,149
Department of Aging and Disability Services	SOUTHWESTERN CONNECTICUT AGENCY ON	20SDRHIC01SWA	20SDRHIC01SWA-Choices	N	\$81,597	\$98,537	\$0	\$180,134	7/1/2020	6/30/2025	\$1,195,000	\$342,597	\$852,403
Department of Aging and Disability Services	WESTERN CT AREA AGCY ON AGING	20SDRHIC01WCA	20SDRHIC01WCA-Choices	N	\$81,596	\$90,404	\$0	\$172,000	7/1/2020	6/30/2025	\$1,195,000	\$334,462	\$860,538
Department of Aging and Disability Services	WESTERN CT AREA AGCY ON AGING	17SDRCH051WCA	Congregate housing services in Western CT	N	\$76,511	\$221,816	\$0	\$298,327	1/1/2017	12/31/2022	\$1,563,435	\$1,283,055	\$280,380
Department of Aging and Disability Services	SOUTHEASTERN EMPLOYMENT SERVICES LLC	18SDR6201XQ	18SDR6201XQ-CRP	Y	\$82,823	\$0	\$1,770	\$84,593	9/1/2018	8/31/2023	\$1,606,466	\$238,493	\$1,367,973
Department of Aging and Disability Services	INDEPENDENT LIVING SOLUTIONS LLC	18SDR6203AO	18SDR6203AO-CRP	Y	\$37,707	\$0	\$0	\$37,707	9/1/2018	8/31/2023	\$1,624,262	\$64,564	\$1,559,698
Department of Aging and Disability Services	THE KENNEDY CENTER INC	18SDR6201OY	18SDR6201OY-CRP	Y	\$9,377	\$0	\$0	\$9,377	9/1/2018	8/31/2023	\$1,633,920	\$28,210	\$1,605,710
Department of Aging and Disability Services	ABILITY BEYOND DISABILITY INC	18SDR6201AC	18SDR6201AC-CRP	Y	\$53,656	\$0	\$10,921	\$64,576	9/1/2018	8/31/2023	\$1,714,814	\$117,676	\$1,597,138
Department of Aging and Disability Services	CENTER FOR MEDICARE ADVOCACY INC	21SDRHIC01CMA	21SDRHIC01CMA-medicare legal	N	\$578,435	\$7,000	\$0	\$585,435	7/1/2021	6/30/2024	\$1,756,305	\$585,435	\$1,170,870
Department of Aging and Disability Services	EASTERSEALS CAPITAL REGION & EASTERN	18SDR6201IQ	18SDR6201IQ-CRP	Y	\$3,107	\$0	\$5,156	\$8,264	9/1/2018	8/31/2023	\$2,330,578	\$28,541	\$2,302,037
Department of Aging and Disability Services	PROJECT GENESIS INC	18SDR6201VL	18SDR6201VL-CRP	Y	\$9,631	\$0	\$0	\$9,631	9/1/2018	8/31/2023	\$2,578,702	\$9,631	\$2,569,071
Department of Aging and Disability Services	GOODWILL OF WESTERN AND NORTHERN	18SDR6201LD	18SDR6201LD-CRP	Y	\$18,135	\$0	\$0	\$18,135	9/1/2018	8/31/2023	\$2,782,696	\$35,809	\$2,746,887
Department of Aging and Disability Services	SOUTHWESTERN CONNECTICUT AGENCY ON	22SDRARP01SWA	ARP III B	N	\$0	\$708,784	\$0	\$708,784	4/1/2022	9/30/2024	\$2,835,137	\$708,784	\$2,126,353
Department of Aging and Disability Services	NEW OPPORTUNITIES INC	18SDR6201TO	18SDR6201TO-CRP	Y	\$1,704	\$0	\$0	\$1,704	9/1/2018	8/31/2023	\$3,141,948	\$1,704	\$3,140,244
Department of Aging and Disability Services	NORTH CENTRAL AREA AGENCY ON AGING INC	22SDRARP01NCA	ARP III B	N	\$0	\$892,406	\$0	\$892,406	4/1/2022	9/30/2024	\$3,569,618	\$892,406	\$2,677,212
Department of Aging and Disability Services	ASSOCIATES FOR TRAINING AND DEVELOPMENT	19SDR5C501A4T	Senior Community Service Employment Program	Y	\$0	\$705,885	\$0	\$705,885	10/1/2019	6/30/2024	\$4,400,000	\$2,183,370	\$2,216,630
Department of Aging and Disability Services	AGENCY ON AGING OF SOUTH CENTRAL	17SDRSFA01SCA	State-funded social & nutrition services for the elderly	N	\$1,010,781	\$0	\$0	\$1,010,781	7/1/2017	6/30/2022	\$4,880,461	\$4,385,501	\$494,960
Department of Aging and Disability Services	EASTERN CT AREA AGENCY ON AGING	17SDRSFA01ECA	State funded social & nutrition services for the elderly	N	\$1,024,650	\$0	\$0	\$1,024,650	7/1/2017	6/30/2022	\$4,926,515	\$4,456,401	\$470,114
Department of Aging and Disability Services	SOUTHWESTERN CONNECTICUT AGENCY ON	17SDRSFA01SWA	State funded social & nutrition services for the elderly	N	\$1,006,513	\$0	\$0	\$1,006,513	7/1/2017	6/30/2022	\$4,964,838	\$4,449,814	\$515,024
Department of Aging and Disability Services	WESTERN CT AREA AGCY ON AGING	17SDRSFA01WCA	State-funded social and nutrition services for the elderly	N	\$1,085,127	\$0	\$0	\$1,085,127	7/1/2017	6/30/2022	\$5,057,994	\$4,553,424	\$504,570
Department of Aging and Disability Services	NORTH CENTRAL AREA AGENCY ON AGING INC	17SDRSFA01NCA	State funded social & nutrition services for the elderly	N	\$1,168,478	\$0	\$0	\$1,168,478	7/1/2017	6/30/2022	\$5,763,587	\$5,153,452	\$610,135



Agency	Supplier Name	Contract ID #	Contract Description	Competitive	Payments				Terms				
					General Fund	Federal Fund	Other Fund	Total FY 2022	Contract Begin Date	Contract Expire Date	Cumulative Contract Total Amount	Cumulative Contract Payments	Cumulative Contract Balance Remaining
Department of Aging and Disability Services	SOUTHWESTERN CONNECTICUT AGENCY ON	20SDRFED01SWA	20SDRFED01SWA Federal	N	\$0	\$2,800,033	\$0	\$2,800,033	10/1/2020	9/30/2025	\$16,486,725	\$5,066,447	\$11,420,278
Department of Aging and Disability Services	AGENCY ON AGING OF SOUTH CENTRAL	20SDRFED01SCA	20SDRFED01SCA-FED	N	\$0	\$1,972,584	\$0	\$1,972,584	10/1/2020	9/30/2025	\$16,591,193	\$4,763,442	\$11,827,751
Department of Aging and Disability Services	WESTERN CT AREA AGCY ON AGING	20SDRFED01WCA	20SDRFED01WCA FED	N	\$0	\$4,728,973	\$0	\$4,728,973	10/1/2020	9/30/2025	\$17,326,245	\$5,545,486	\$11,780,759
Department of Aging and Disability Services	NORTH CENTRAL AREA AGENCY ON AGING INC	20SDRFED01NCA	20SDRFED01NCA-FED	N	\$0	\$5,481,867	\$0	\$5,481,867	10/1/2020	9/30/2025	\$20,719,891	\$5,481,867	\$15,238,024
Department of Aging and Disability Services	EASTERN CT AREA AGENCY ON AGING	20SDRFED01ECA	20SDRFED01ECA Federal	N	\$0	\$3,505,324	\$0	\$3,505,324	10/1/2020	9/30/2025	\$1,677,718,900	\$4,940,732	\$1,672,778,168
Total	109				\$7,531,972	\$23,272,630	\$62,322	\$30,866,924			\$1,827,009,562	\$63,691,670	\$1,763,317,892
Department of Children and Families	EASTER SEAL REHABILITATION CENTER OF	19DCF0055	N (FP-SMC) Foster Parent Support Medically Complex SFY19	Y	\$0	\$17,744	\$0	\$17,744	7/1/2018	6/30/2023	\$100,000	\$71,147	\$28,853
Department of Children and Families	TRUE COLORS INC	21DCF0278	N One on One Mentoring (OOMP) SFY21	N	\$6,695	\$15,625	\$0	\$22,320	7/1/2020	6/30/2022	\$178,558	\$111,599	\$66,959
Department of Children and Families	AMPS INC	19DCF0232	2019 Multidisciplinary Team (MDT)	Y	\$50,129	\$0	\$0	\$50,129	7/1/2018	6/30/2022	\$194,869	\$194,834	\$35
Department of Children and Families	RAPE CRISIS CENTER OF MILFORD INC	19DCF0236	2019 - Multidisciplinary Team (MDT)	Y	\$40,226	\$10,000	\$0	\$50,226	7/1/2018	6/30/2022	\$196,263	\$196,263	\$0
Department of Children and Families	MIDDLETOWN POLICE BENEFIT ASSOC	19DCF0142	2019 Multidisciplinary Team (MDT)	E	\$14,532	\$20,000	\$0	\$34,532	7/1/2018	6/30/2022	\$197,419	\$147,116	\$50,303
Department of Children and Families	NEW HAVEN PRIDE CENTER	22DCF0394	C (YLM) Youth Link Mentoring Service SFY22	Y	\$11,347	\$45,200	\$0	\$56,547	3/1/2022	6/30/2023	\$226,187	\$56,547	\$169,640
Department of Children and Families	TOWN OF BLOOMFIELD	20DCF0157	N (FFS) FOSTER FAMILY SUPPORT SFY20	E	\$48,769	\$0	\$0	\$48,769	7/1/2019	6/30/2024	\$243,845	\$145,404	\$98,441
Department of Children and Families	THE CENTER FOR FAMILY JUSTICE INC	22DCF0092	N Multidisciplinary Team (MDT) - SFY22	N	\$81,874	\$0	\$0	\$81,874	5/11/2021	6/30/2024	\$245,622	\$81,874	\$163,748
Department of Children and Families	SEXUAL ASSAULT CRISIS CENTER OF	21DCF0373	N Multidisciplinary Team (MDT) SFY21	N	\$106,861	\$45,000	\$0	\$151,861	7/1/2020	6/30/2022	\$300,671	\$293,327	\$7,344
Department of Children and Families	GOODWIN UNIVERSITY INC	21DCF0374	N (CET) Career Enhancement Training SFY21	N	\$0	\$123,936	\$0	\$123,936	7/1/2020	6/30/2023	\$371,808	\$247,872	\$123,936
Department of Children and Families	ZERO TO THREE NATIONAL CENTER FOR	22DCF0364	N (ZTT) Zero to Three SFY22	N	\$127,031	\$0	\$0	\$127,031	7/1/2021	6/30/2024	\$384,138	\$127,031	\$257,107
Department of Children and Families	GENERATIONS FAMILY HEALTH CENTER INC	22DCF0281	N (MDE) Multidisciplinary Examination Clinic SFY22	N	\$129,039	\$0	\$0	\$129,039	7/1/2021	6/30/2024	\$387,117	\$129,039	\$258,078
Department of Children and Families	NEW OPPORTUNITIES INC	20DCF0061	C (FES) Fatherhood Engagement Services SFY20	N	\$118,560	\$0	\$0	\$118,560	7/1/2019	6/30/2023	\$465,120	\$311,208	\$153,912
Department of Children and Families	THE ALMADA LODGE-TIMES FARM CAMP	19DCF0342	N (Sib Con) Sibling Connections (Sib Con) SFY19	Y	\$96,045	\$0	\$0	\$96,045	7/1/2018	6/30/2023	\$468,123	\$346,894	\$121,229
Department of Children and Families	CAPITOL REGION EDUCATION COUNCIL	21DCF0043	N (MDE) Multidisciplinary Evaluation Clinic SFY21	N	\$97,264	\$0	\$0	\$97,264	7/1/2020	6/30/2025	\$482,579	\$190,787	\$291,792
Department of Children and Families	YALE NEW HAVEN HOSPITAL	21DCF0036	N Multidisciplinary Examination Clinic - SFY21	N	\$186,863	\$0	\$0	\$186,863	7/1/2020	6/30/2023	\$553,402	\$365,162	\$188,240
Department of Children and Families	REGIONAL YOUTH ADULT SOCIAL ACTION	20DCF0331	C Juvenile Review Board - SFY20	Y	\$208,937	\$0	\$44,734	\$253,671	7/1/2019	6/30/2022	\$655,473	\$655,473	\$0
Department of Children and Families	SUN SCHOLARS INC	21DCF0377	N (ACM) Adolescent College Mentoring SFY21	N	\$260,000	\$0	\$0	\$260,000	12/1/2020	6/30/2023	\$665,833	\$405,833	\$260,000
Department of Children and Families	CITY OF HARTFORD	20DCF0351	2020 JUVENILE REVIEW BOARD	E	\$235,055	\$0	\$44,734	\$279,789	7/1/2019	6/30/2022	\$720,048	\$675,314	\$44,734
Department of Children and Families	URBAN COMMUNITY ALLIANCE INC	20DCF0334	JUVENILE REVIEW BOARD-2020	Y	\$234,551	\$0	\$44,734	\$279,285	7/1/2019	6/30/2022	\$731,817	\$731,312	\$505
Department of Children and Families	MADONNA PLACE INC	21DCF0008	C Fatherhood Engagement Services (FES) SFY21	Y	\$249,808	\$0	\$0	\$249,808	7/1/2020	6/30/2023	\$739,816	\$490,008	\$249,808
Department of Children and Families	MCCALL FOUNDATION INC	21DCF0007	C Parenting Support Services (PSS) - SFY21	Y	\$213,521	\$0	\$0	\$213,521	7/1/2020	6/30/2024	\$845,872	\$418,830	\$427,042
Department of Children and Families	RUSHFORD CENTER INC	21DCF0020	N CARE COORDINATION - SFY21	N	\$393,339	\$50,000	\$0	\$443,339	7/1/2020	6/30/2022	\$871,550	\$871,550	\$0
Department of Children and Families	COMMUNITY RESOURCES FOR JUSTICE	19DCF0367A	C Intimate Partner Violence Family Assessment Intervention Response (IPV)	Y	\$620,807	\$0	\$0	\$620,807	7/1/2018	6/30/2022	\$919,272	\$919,272	\$0
Department of Children and Families	CONNECTICUT YOUTH SERVICES ASSOCIATION	20DCF0358	2020-Juvenile Review Board Support and Enhancement	Y	\$350,440	\$0	\$89,468	\$439,908	7/1/2019	6/30/2022	\$1,172,447	\$1,152,394	\$20,053
Department of Children and Families	ALLIANCE FOR COMMUNITY EMPOWERMENT INC	19DCF0084	2019-Therapeutic Child Care	Y	\$172,840	\$0	\$0	\$172,840	7/1/2018	6/30/2022	\$1,240,706	\$1,091,448	\$149,258
Department of Children and Families	MARRAKECH INC	22DCF0335	N (W2L) WORK LEARN / YOUTH PROGRAM (Reg 2) SFY22	N	\$473,817	\$10,000	\$0	\$483,817	7/1/2021	6/30/2023	\$1,256,852	\$483,817	\$773,035
Department of Children and Families	INTERCOMMUNITY INC	22DCF0391	N (ECS-CF) Early Childhood Services (Child First) SFY22	N	\$0	\$669,689	\$0	\$669,689	7/1/2021	6/30/2023	\$1,339,378	\$669,689	\$669,689
Department of Children and Families	FULL CIRCLE YOUTH EMPOWERMENT INC	22DCF0376	N (Youth Emp) Youth Empowerment SFY22	N	\$466,200	\$0	\$0	\$466,200	7/1/2021	6/30/2024	\$1,398,600	\$466,200	\$932,400



Agency	Supplier Name	Contract ID #	Contract Description	Competitive	Payments				Terms				
					General Fund	Federal Fund	Other Fund	Total FY 2022	Contract Begin Date	Contract Expire Date	Cumulative Contract Total Amount	Cumulative Contract Payments	Cumulative Contract Balance Remaining
Department of Children and Families	LOVE146 INC	19DCF3690	2019-Long Term Survivor Care & Rapid Response Services	Y	\$338,680	\$0	\$0	\$338,680	7/1/2018	6/30/2022	\$1,401,884	\$1,379,683	\$22,201
Department of Children and Families	NURSE-FAMILY PARTNERSHIP	22DCF0359	N Child First Consultation and Evaluation - (CF C/E) - SFY22	N	\$371,589	\$148,636	\$0	\$520,225	7/1/2021	6/30/2024	\$1,412,039	\$520,225	\$891,814
Department of Children and Families	OPTIMUS HEALTH CARE INC	20DCF0067	2020 Multidisciplinary Evaluation (MDE) Clinic	N	\$233,986	\$0	\$0	\$233,986	7/1/2019	6/30/2023	\$1,539,940	\$1,347,121	\$192,819
Department of Children and Families	CORNELL SCOTT-HILL HEALTH CORPORATION	22DCF0023	N (OPCC) Outpatient Psychiatric Clinic for Children SFY22	N	\$539,436	\$0	\$0	\$539,436	7/1/2021	6/30/2024	\$1,618,308	\$539,436	\$1,078,872
Department of Children and Families	COVENANT TO CARE INC	20DCF0112	Adopt A Social Worker and Recruitment 2022	E	\$169,156	\$92,275	\$0	\$261,431	7/1/2019	6/30/2022	\$778,771	\$778,171	\$600
Department of Children and Families	HUMAN SERVICES COUNCIL INC	20DCF0132	Multidisciplinary Team (MDT)	N	\$64,799	\$0	\$0	\$64,799	7/1/2019	6/30/2023	\$254,212	\$189,413	\$64,799
Department of Children and Families	NATCHAUG HOSPITAL INC	20DCF0147	2020 - Extended Day Treatment-Norwich	Y	\$1,024,613	\$0	\$0	\$1,024,613	7/1/2019	6/30/2023	\$4,109,636	\$2,995,023	\$1,114,613
Department of Children and Families	THOMPSON ECUMENICAL EMPOWERMENT GROUP	20DCF0066	Family Support	N	\$49,177	\$0	\$0	\$49,177	7/1/2019	6/30/2024	\$242,354	\$143,749	\$98,605
Department of Children and Families	MDFT INTERNATIONAL INC	21DCF0375	C (MDFT:QA) Multidimensional Family Therapy: Quality Assurance SFY21	Y	\$550,000	\$0	\$0	\$550,000	7/1/2020	6/30/2023	\$1,650,000	\$1,100,000	\$550,000
Department of Children and Families	HARTFORD HOSPITAL	19DCF0042	2019 OUTPATIENT PSYCHIATRIC CLINIC FOR CHILDREN	Y	\$468,209	\$0	\$0	\$468,209	7/1/2018	6/30/2022	\$1,818,812	\$1,818,812	\$0
Department of Children and Families	CHILD HEALTH AND DEVELOPMENT INSTITUTE	21DCF0348	N Performance Improvement Center (PIC) - SFY21	N	\$388,639	\$370,555	\$0	\$759,194	7/1/2020	6/30/2023	\$2,249,971	\$1,235,851	\$1,014,120
Department of Children and Families	R KIDS INC	20DCF0153	N (RTF) Reunification and Therapeutic Family Time Services SFY20	N	\$382,975	\$94,497	\$0	\$477,472	7/1/2019	6/30/2024	\$2,362,385	\$1,402,956	\$959,429
Department of Children and Families	CATHOLIC CHARITIES INC	22DCF0091	N (OPCC) OUTPATIENT PSYCHIATRIC CLINIC FOR CHILDREN SFY22	N	\$856,445	\$0	\$0	\$856,445	7/1/2021	6/30/2024	\$2,569,335	\$856,445	\$1,712,890
Department of Children and Families	COMMUNITY CHILD GUIDANCE CLINIC INC	18DCF1022	OUTPATIENT PSYCH CLINIC FOR CHILDREN 2018	Y	\$553,435	\$0	\$0	\$553,435	7/1/2017	6/30/2022	\$2,676,909	\$2,675,701	\$1,208
Department of Children and Families	BRIDGES HEALTHCARE INC	20DCF0026	2020-Outpatient Psychiatric Clinic for Children	M	\$868,924	\$50,000	\$0	\$918,924	7/1/2019	6/30/2022	\$2,689,932	\$2,686,437	\$3,495
Department of Children and Families	BHCARE INC	21DCF0140	N (OPCC) Outpatient Psychiatric Clinic for Children SFY21	M	\$385,325	\$673,292	\$0	\$1,058,617	7/1/2020	6/30/2024	\$2,873,064	\$1,429,122	\$1,443,942
Department of Children and Families	CONNECTICUT CHILDRENS MEDICAL CENTER	22DCF0350	N Child Abuse Centers of Excellence - SFY22	M	\$594,384	\$314,250	\$0	\$908,634	7/1/2021	6/30/2024	\$3,069,652	\$908,634	\$2,161,018
Department of Children and Families	BRIDGEPORT HOSPITAL FOUNDATION INC	20DCF0279	2020-Early Childhood Services-Child First	M	\$878,667	\$211,636	\$0	\$1,090,303	7/1/2019	6/30/2022	\$3,077,319	\$3,077,319	\$0
Department of Children and Families	MIDDLESEX HOSPITAL	21DCF0141	N Early Childhood Services (Child First) SFY21	M	\$746,895	\$70,109	\$0	\$817,004	7/1/2020	6/30/2024	\$3,099,072	\$1,518,791	\$1,580,281
Department of Children and Families	COMMUNICARE INC	21DCF0356	N (CSF) COMMUNITY SUPPORT FOR FAMILIES SFY21	M	\$1,052,284	\$55,000	\$0	\$1,107,284	7/1/2020	6/30/2023	\$3,315,075	\$2,157,883	\$1,157,192
Department of Children and Families	ST FRANCIS HOSPITAL & MEDICAL CENTER	21DCF0028A	C PARENTING SUPPORT SERVICES (PSS)-SFY21	M	\$869,437	\$0	\$0	\$869,437	7/1/2020	6/30/2024	\$3,444,308	\$1,602,196	\$1,842,112
Department of Children and Families	FOCUS CENTER FOR AUTISM INC	19DCF0330	2019-Therapeutic Group Home	M	\$926,885	\$0	\$0	\$926,885	7/1/2018	6/30/2022	\$3,823,242	\$3,697,615	\$125,627
Department of Children and Families	CHILD GUIDANCE CENTER OF MID-FAIRFIELD	21DCF0143	N (ECS-CF) Early Childhood Services-Child First SFY21	M	\$1,398,657	\$18,000	\$0	\$1,416,657	7/1/2020	6/30/2023	\$4,182,357	\$2,757,747	\$1,424,610
Department of Children and Families	CHILD GUIDANCE CLINIC FOR CENTRAL	20DCF0051	OUTPATIENT PSYCH. CLINIC FOR CHILDREN-2020	M	\$894,092	\$311,626	\$0	\$1,205,718	7/1/2019	6/30/2023	\$4,249,568	\$2,962,548	\$1,287,020
Department of Children and Families	GILEAD COMMUNITY SERVICES INC	19DCF0293	N (TGH Anh) THERAPEUTIC GROUP HOME SFY19	M	\$984,258	\$0	\$0	\$984,258	7/1/2018	6/30/2023	\$4,807,722	\$3,823,464	\$984,258
Department of Children and Families	COMMUNITY HEALTH CENTER INC	19DCF0041	2019 - OUTPATIENT PSYCH CLINIC FOR CHILDREN	M	\$1,687,307	\$285,174	\$0	\$1,972,481	7/1/2018	6/30/2022	\$4,917,020	\$4,890,519	\$26,501
Department of Children and Families	CHARLOTTE HUNGERFORD HOSPITAL	19DCF0095	Outpatient Psychiatric Clinic for Children-2019	M	\$838,210	\$456,721	\$0	\$1,294,931	7/1/2018	6/30/2023	\$5,301,099	\$3,879,960	\$1,421,139
Department of Children and Families	FAVOR INC	21DCF0271	N (SFO CRP) Statewide Family Organization-Citizen Review Panel	M	\$748,136	\$804,957	\$0	\$1,553,093	7/1/2020	6/30/2023	\$5,333,903	\$3,125,766	\$2,208,137
Department of Children and Families	KEY HUMAN SERVICES INC	19DCF0313	N (TGH Lov) THERAPEUTIC GROUP HOME SFY19	M	\$1,057,753	\$0	\$0	\$1,057,753	7/1/2018	6/30/2023	\$5,336,560	\$4,208,578	\$1,127,982
Department of Children and Families	UNITED WAY OF CONNECTICUT INC	20DCF0344	2020 EMPS STATEWIDE CALL CENTER	M	\$761,664	\$484,615	\$0	\$1,246,279	7/1/2019	6/30/2024	\$5,782,230	\$3,284,425	\$2,497,805
Department of Children and Families	NOANK COMMUNITY SUPPORT SERVICES INC	22DCF0292	N Short Term Assessment and Respite Home (STAR) - SFY22	M	\$1,662,664	\$0	\$0	\$1,662,664	7/1/2021	6/30/2024	\$5,878,308	\$1,662,664	\$4,215,644
Department of Children and Families	WATERBURY YOUTH SERVICES INC	19DCF0165	N (S-FIT) Safe Home-Short-term Family Integration Treatment SFY19	M	\$1,243,194	\$295,000	\$89,468	\$1,627,662	7/1/2018	6/30/2023	\$6,502,411	\$5,685,302	\$817,109
Department of Children and Families	OUR PIECE OF THE PIE INC	19DCF0272	2019 Worklearn Youth Program-HARTFORD & MANCHESTER	M	\$1,134,694	\$286,157	\$0	\$1,420,851	7/1/2018	6/30/2023	\$6,640,854	\$5,273,109	\$1,367,745
Department of Children and Families	THE CHILDREN'S CENTER OF HAMDEN INC	22DCF0005	N (ACRA) Adolescent Community Reinforcement Approach-Assertive	M	\$3,162,313	\$0	\$0	\$3,162,313	7/1/2021	6/30/2024	\$7,994,287	\$3,162,313	\$4,831,974
Department of Children and Families	FAMILY CENTERED SERVICES OF CT INC	21DCF0110	C Parenting Support Services (PSS) - SFY21	M	\$2,707,231	\$0	\$0	\$2,707,231	7/1/2020	6/30/2023	\$8,108,337	\$5,339,808	\$2,768,529



Agency	Supplier Name	Contract ID #	Contract Description	Competitive	Payments				Terms				
					General Fund	Federal Fund	Other Fund	Total FY 2022	Contract Begin Date	Contract Expire Date	Cumulative Contract Total Amount	Cumulative Contract Payments	Cumulative Contract Balance Remaining
Department of Children and Families	FAMILY & CHILDRENS AGENCY INC	22DCF0054	N (CST) Caregiver Support Team SFY22	M	\$1,649,202	\$0	\$0	\$1,649,202	7/1/2021	6/30/2024	\$8,146,901	\$1,649,202	\$6,497,699
Department of Children and Families	CONNECTICUT ALLIANCE OF FOSTER AND	20DCF0082	N (CAFAP) FOSTER AND ADOPTIVE PARENT SUPPORT (CAFAP) SFY20	M	\$2,152,381	\$0	\$0	\$2,152,381	7/1/2019	6/30/2023	\$8,514,818	\$6,246,017	\$2,268,801
Department of Children and Families	UNITED SERVICES INC	20DCF0003	N (OPCC) Outpatient Psychiatric Clinic for Children SFY20	M	\$1,748,242	\$72,796	\$0	\$1,821,038	7/1/2019	6/30/2024	\$9,077,690	\$5,267,409	\$3,810,281
Department of Children and Families	YOUTH CONTINUUM INC	19DCF0173	2019 THERAPEUTIC GROUP HOME - BRADLEY	M	\$2,019,717	\$0	\$0	\$2,019,717	7/1/2018	6/30/2023	\$9,958,110	\$7,756,592	\$2,201,518
Department of Children and Families	KLINGBERG COMPREHENSIVE FAMILY	21DCF0134AA	N Be Proud! Be Responsible! (BPBR) - SFY21	M	\$3,632,970	\$29,938	\$0	\$3,662,908	7/1/2020	6/30/2023	\$11,034,427	\$6,384,463	\$4,649,964
Department of Children and Families	WATERFORD COUNTRY SCHOOL INC	21DCF0166	N (S-FIT) Short-Term Family Integrated Treatment SFY21	M	\$2,797,529	\$0	\$0	\$2,797,529	7/1/2020	6/30/2024	\$11,637,431	\$5,978,579	\$5,658,852
Department of Children and Families	CONNECTICUT JUNIOR REPUBLIC ASSOCIATION	19DCF0006	2019 ACRA/ACC Region#5 - St	M	\$2,622,284	\$21,940	\$0	\$2,644,224	7/1/2018	6/30/2023	\$14,090,309	\$12,499,715	\$1,590,594
Department of Children and Families	ADELBROOK COMMUNITY SERVICES INC	20DCF0099	2020 Therapeutic Group Home - Potter House	M	\$2,785,346	\$0	\$0	\$2,785,346	7/1/2019	6/30/2024	\$14,524,825	\$8,356,465	\$6,168,360
Department of Children and Families	THE BRIDGE FAMILY CENTER INC	19DCF0199	SHORT TERM ASSESSMENT & RESPITE (HARTFORD) 2019	M	\$4,322,786	\$0	\$0	\$4,322,786	7/1/2018	6/30/2022	\$16,301,729	\$16,301,729	\$0
Department of Children and Families	BOYS & GIRLS VILLAGE INC	21DCF0047	N (EDT) Extended Day Treatment SFY21	M	\$4,157,872	\$259,830	\$0	\$4,417,702	7/1/2020	6/30/2023	\$16,778,728	\$8,516,054	\$8,262,674
Department of Children and Families	UNITED COMMUNITY & FAMILY SERVICES INC	21DCF0177	N (OPCC) Outpatient Psychiatric Clinic for Children - SFY21	M	\$5,751,596	\$818,743	\$0	\$6,570,339	7/1/2020	6/30/2023	\$20,401,672	\$12,048,755	\$8,352,917
Department of Children and Families	ADVANCED BEHAVIORIAL HEALTH INC	20DCF0260	2020 MULTISYSTEMIC THERAPY (MST) CONSULTATION & EVALUATION	M	\$5,078,232	\$92,500	\$0	\$5,170,732	7/1/2019	6/30/2023	\$20,401,949	\$14,170,578	\$6,231,371
Department of Children and Families	YALE UNIVERSITY	20DCF0170	2020 Intensive Family Preservation (IFP)	M	\$4,106,431	\$213,483	\$0	\$4,319,914	7/1/2019	6/30/2024	\$20,922,442	\$12,344,119	\$8,578,323
Department of Children and Families	THE CHILD AND FAMILY GUIDANCE CENTER	20DCF0019	2020 Outpatient Psychiatric Clinic for Children	M	\$6,780,023	\$375,993	\$0	\$7,156,016	7/1/2019	6/30/2022	\$21,159,606	\$19,812,988	\$1,346,618
Department of Children and Families	COMMUNITY MENTAL HEALTH AFFILIATES INC	20DCF0053	N (OPCC NB) Outpatient Psychiatric Clinic for Children SFY20	M	\$4,798,164	\$473,560	\$0	\$5,271,724	7/1/2019	6/30/2023	\$22,461,792	\$15,422,681	\$7,039,111
Department of Children and Families	NAFI CONNECTICUT INC	19DCF0015	N (TGH Cor) THERAPEUTIC GROUP SFY19	M	\$4,418,067	\$0	\$0	\$4,418,067	7/1/2018	6/30/2023	\$22,800,085	\$18,053,467	\$4,746,618
Department of Children and Families	FAMILY AND CHILDREN'S AID INC	19DCF0057	2019 Outpatient Psychiatric Clinic for Children	M	\$5,225,538	\$526,877	\$0	\$5,752,415	7/1/2018	6/30/2022	\$23,053,283	\$22,687,370	\$365,913
Department of Children and Families	CHILD AND FAMILY AGENCY OF SOUTHEASTERN	20DCF0001	N (OPCC - NL) Outpatient Psychiatric Clinic for Children - New London SFY20	M	\$5,232,100	\$146,965	\$0	\$5,379,065	7/1/2019	6/30/2024	\$26,706,645	\$15,366,225	\$11,340,420
Department of Children and Families	THE VILLAGE FOR FAMILIES & CHILDREN INC	21DCF0017	N COMMUNITY SUPPORT FOR FAMILIES -SFY21	M	\$8,679,618	\$998,694	\$0	\$9,678,312	7/1/2020	6/30/2023	\$27,225,942	\$18,440,867	\$8,785,075
Department of Children and Families	COMMUNITY HEALTH RESOURCES INC	21DCF0013	N Adolescent Community Reinforcement Approach-Assertive	M	\$14,811,026	\$480,333	\$225,818	\$15,517,177	7/1/2020	6/30/2022	\$30,618,454	\$30,056,720	\$561,734
Department of Children and Families	WELLMORE INC	20DCF0048	2020 Outpatient Psychiatric Clinic for Children	M	\$7,411,394	\$530,842	\$0	\$7,942,236	7/1/2019	6/30/2023	\$31,785,836	\$22,758,619	\$9,027,217
Department of Children and Families	CLIFFORD W BEERS GUIDANCE CLINIC INC	20DCF0016	N (OPCC) Outpatient Psychiatric Clinic for Children SFY20	M	\$6,804,073	\$410,281	\$0	\$7,214,354	7/1/2019	6/30/2024	\$37,376,840	\$20,585,547	\$16,791,293
Department of Children and Families	BEACON HEALTH OPTIONS INC	21DCF0362	N Care Management Entity (CME) - SFY21	M	\$10,860,972	\$1,071,640	\$0	\$11,932,612	7/1/2020	6/30/2023	\$39,740,368	\$23,932,595	\$15,807,773
Department of Children and Families	THE CONNECTION INC	21DCF0011	N (START) START Program for Youth and Young Adults SFY21	M	\$13,831,950	\$780,000	\$2,374,416	\$16,986,366	7/1/2020	6/30/2023	\$50,731,889	\$32,774,387	\$17,957,502
Department of Children and Families	WHEELER CLINIC INC	20DCF0012	2020 CARE COORDINATION- HARTFORD/NEW BRITAIN	M	\$21,294,044	\$733,662	\$240,000	\$22,267,706	7/1/2019	6/30/2024	\$111,149,980	\$66,303,929	\$44,846,051
Total	89				\$188,560,220	\$14,067,771	\$3,153,372	\$205,781,363			\$769,266,012	\$519,879,102	\$249,386,910
Department of Correction	REID ESTATE FOR THE MIND LLC	21DOC114522POS01	Financial Literacy DVD development	E	\$0	\$0	\$3,620	\$3,620	1/1/2022	9/1/2022	\$4,120	\$3,620	\$500
Department of Correction	COPPER BEECH INSTITUTE INC	21DOC106919POS01	Meditation Video Production	E	\$0	\$0	\$10,500	\$10,500	3/1/2021	10/1/2021	\$10,500	\$10,500	\$0
Department of Correction	COPPER BEECH INSTITUTE INC	21DOC113337POS01	Tobacco Cessation DVD development	N	\$0	\$0	\$19,750	\$19,750	11/1/2021	9/1/2022	\$22,000	\$19,750	\$2,250
Department of Correction	COMMUNITY PARTNERS IN ACTION INC	22DOC0100AA	Prison Arts Program	N	\$40,340	\$0	\$0	\$40,340	7/1/2021	6/30/2022	\$40,340	\$40,340	\$0
Department of Correction	SPEECH PATHOLOGY GROUP LLC	21DOC0101AA	Speech Pathology	N	\$0	\$12,128	\$0	\$12,128	9/1/2020	8/31/2023	\$73,680	\$21,395	\$52,285
Department of Correction	FRONTLINE SUPPORT STRATEGIES CONSULTING	21DOC0107AA	Ombudsperson Services	N	\$26,126	\$0	\$0	\$26,126	7/1/2021	6/30/2022	\$77,000	\$26,126	\$50,874
Department of Correction	CONNECTICUT COMMUNITY FOR ADDICTION	21DOC112103POS01	Therapeutic Recovery Coach FFY22	N	\$0	\$20,667	\$0	\$20,667	1/1/2022	10/15/2022	\$90,023	\$20,667	\$69,356
Department of Correction	NUTRITION FOR LIFE LLC	19DOC91224POS	Nutrition Advisory Services	N	\$26,460	\$0	\$0	\$26,460	7/1/2019	6/30/2022	\$99,999	\$85,995	\$14,004
Department of Correction	RETINA CONSULTANTS PC	18DOC82277POS01	Retina Medical and Surgical Services	N	\$7,305	\$0	\$0	\$7,305	7/1/2018	6/30/2021	\$104,761	\$104,761	\$0



Agency	Supplier Name	Contract ID #	Contract Description	Competitive	Payments				Terms				
					General Fund	Federal Fund	Other Fund	Total FY 2022	Contract Begin Date	Contract Expire Date	Cumulative Contract Total Amount	Cumulative Contract Payments	Cumulative Contract Balance Remaining
Department of Correction	RECOVERY NETWORK OF PROGRAMS INC	21DOC11280POS01	MOUD Services at Garner FFY22	N	\$0	\$11,013	\$0	\$11,013	1/1/2021	10/15/2022	\$180,243	\$11,013	\$169,230
Department of Correction	CAPITAL WORKFORCE PARTNERS	21DOC107364POS01	ARES Cohort 1	N	\$0	\$19,021	\$0	\$19,021	3/1/2021	10/15/2023	\$184,838	\$19,021	\$165,817
Department of Correction	RETINA CONSULTANTS PC	21DOC110257POS01	Retina Medical and Surgical Services	N	\$4,130	\$0	\$0	\$4,130	7/1/2021	6/30/2024	\$225,000	\$4,130	\$220,870
Department of Correction	COMMUNITY RENEWAL TEAM INC	21DOC109943POS01	Community Services - CRT SSSH	Y	\$0	\$246,345	\$0	\$246,345	7/1/2021	2/28/2022	\$252,588	\$246,345	\$6,243
Department of Correction	CONNECTICUT COALITION TO END	21DOC110166POS01	ReEntry Hsg Assist	N	\$0	\$151,513	\$0	\$151,513	7/1/2021	4/1/2022	\$275,000	\$151,513	\$123,487
Department of Correction	INSTITUTIONAL EYE CARE LLC	20DOC95211POS	Ocular Services	N	\$113,626	\$0	\$0	\$113,626	1/1/2020	12/31/2022	\$405,000	\$220,426	\$184,574
Department of Correction	CAREER RESOURCES	21DOC106513POS01	Employment Coordinator Services	N	\$0	\$39,208	\$0	\$39,208	7/1/2021	3/31/2023	\$419,735	\$39,208	\$380,527
Department of Correction	CONNECTICUT COMMUNITY FOR ADDICTION	19DOC93079POS01	Recovery Coaching Supports	N	\$0	\$137,510	\$0	\$137,510	9/1/2019	10/15/2022	\$464,624	\$325,874	\$138,749
Department of Correction	WHEELER CLINIC INC	19DOC94029POS01	TCM - MAT (RSAT Services)	N	\$0	\$133,107	\$13,259	\$146,365	10/1/2019	10/15/2022	\$482,606	\$398,931	\$83,675
Department of Correction	COMMUNITY MENTAL HEALTH AFFILIATES INC	19DOC94061POS01	Step Forward Program	N	\$0	\$59,499	\$0	\$59,499	9/30/2019	10/15/2021	\$505,000	\$461,848	\$43,152
Department of Correction	EMERGE CONNECTICUT INC	22DOC0101AA	Re-Entry Program	N	\$500,000	\$0	\$0	\$500,000	7/1/2021	6/30/2023	\$1,000,000	\$500,000	\$500,000
Department of Correction	COMMUNITY HEALTH RESOURCES INC	20DOC99889POS01	MOUD Treatment Center at Walker Reception Center FY21	N	\$244,115	\$0	\$0	\$244,115	7/1/2020	6/30/2023	\$1,218,339	\$273,634	\$944,705
Department of Correction	COMMUNITY RENEWAL TEAM INC	22DOC0108AA	Scattered Site Supportive Housing	Y	\$488,604	\$0	\$0	\$488,604	9/1/2021	7/31/2023	\$1,220,186	\$488,604	\$731,583
Department of Correction	CONNECTICUT COMMUNITY FOR ADDICTION	20DOC102145POS01	Recovery Coach Expansion Program FY21	N	\$317,360	\$0	\$0	\$317,360	10/1/2020	12/31/2022	\$1,298,861	\$397,829	\$901,032
Department of Correction	CAREER RESOURCES	21DOC0116AA	Women & Children Reentry Program	Y	\$531,068	\$0	\$0	\$531,068	7/1/2021	7/31/2024	\$1,543,205	\$531,068	\$1,012,137
Department of Correction	DIALYSIS CLINIC INC	18DOC82145POS01	Health Care - Dialysis Services	N	\$89,153	\$0	\$0	\$89,153	7/1/2018	6/30/2021	\$1,299,321	\$1,299,321	\$0
Department of Correction	COMMUNITY HEALTH RESOURCES INC	19DOC94075POS01	MAT Services at HCC	N	\$0	\$538,306	\$0	\$538,306	9/30/2019	10/15/2022	\$1,771,138	\$832,043	\$939,095
Department of Correction	DIALYSIS CLINIC INC	21DOC109579POS01	Dialysis Treatment-McDougall CI	Y	\$593,692	\$0	\$0	\$593,692	7/1/2021	6/30/2024	\$2,126,664	\$593,692	\$1,532,972
Department of Correction	COMMUNITY HEALTH RESOURCES INC	20DOC103176POS01	MOUD Treatment Center at Osborn FY21	N	\$621,231	\$0	\$0	\$621,231	9/30/2020	6/30/2023	\$2,312,819	\$779,182	\$1,533,637
Department of Correction	BANSLEY LAW LLC	21DOC0111AA	Inmate Legal Services Program (ILAP)	N	\$798,000	\$0	\$0	\$798,000	7/1/2021	6/30/2024	\$2,391,000	\$798,000	\$1,593,000
Department of Correction	FHM SERVICES INC	21DOC0106AA	Fellowship House	Y	\$824,178	\$0	\$0	\$824,178	7/1/2021	7/31/2024	\$2,435,883	\$824,178	\$1,611,705
Department of Correction	COMMUNITY HEALTH RESOURCES INC	20DOC103177POS01	MOUD Treatment Center at CRCC FY21	N	\$416,906	\$0	\$0	\$416,906	9/30/2020	6/30/2023	\$2,491,757	\$493,109	\$1,998,648
Department of Correction	PERCEPTION PROGRAMS INC	21DOC107402POS01	Grace House	N	\$845,784	\$0	\$0	\$845,784	7/1/2021	7/31/2024	\$2,569,364	\$845,784	\$1,723,580
Department of Correction	RECOVERY NETWORK OF PROGRAMS INC	20DOC103174POS01	MOUD Treatment Center at BCC FY21	N	\$957,473	\$0	\$0	\$957,473	9/30/2020	6/30/2023	\$2,622,978	\$1,392,768	\$1,230,210
Department of Correction	COMMUNITY HEALTH RESOURCES INC	20DOC99890POS01	MOUD Treatment Center at Willard Cybulski CI FY21	N	\$445,599	\$0	\$0	\$445,599	7/1/2020	6/30/2023	\$2,680,307	\$453,564	\$2,226,743
Department of Correction	APT FOUNDATION INC	20DOC103171POS01	MOUD Treatment Center at NHCC FY21	N	\$935,825	\$0	\$0	\$935,825	9/30/2020	6/30/2023	\$2,768,891	\$1,327,661	\$1,441,230
Department of Correction	COMMUNITY PARTNERS IN ACTION INC	21DOC01112AA	Men's Work Release	Y	\$969,018	\$0	\$0	\$969,018	7/1/2021	7/31/2024	\$2,829,386	\$969,018	\$1,860,368
Department of Correction	COMMUNITY HEALTH RESOURCES INC	20DOC99887POS01	MOUD Treatment Center at Carl Robinson CI FY21	N	\$545,205	\$0	\$0	\$545,205	7/1/2020	6/30/2023	\$2,886,536	\$634,267	\$2,252,269
Department of Correction	COMMUNITY RESOURCES FOR JUSTICE	21DOC107404POS01	Dana's House Mental Health	N	\$955,956	\$0	\$0	\$955,956	7/1/2021	7/31/2024	\$2,928,072	\$955,956	\$1,972,116
Department of Correction	THE OPEN HEARTH ASSOCIATION	21DOC0108AA	Mens Work Release	Y	\$1,154,105	\$0	\$0	\$1,154,105	7/1/2021	7/31/2024	\$3,477,090	\$1,154,105	\$2,322,984
Department of Correction	NEW OPPORTUNITIES INC	21DOC0109AA	Bishop House	Y	\$1,194,912	\$0	\$0	\$1,194,912	7/1/2021	7/31/2024	\$3,626,460	\$1,194,912	\$2,431,548
Department of Correction	CHRYSALIS CENTER INC	21DOC0113AA	Community Transitional Services (CTS) SSSH 50 Hartford area beds for 3 years	Y	\$1,320,158	\$0	\$0	\$1,320,158	7/1/2021	7/31/2024	\$3,879,444	\$1,320,158	\$2,559,287
Department of Correction	CAREER RESOURCES	18DOC85067POS01	Isaiah House	N	\$1,970,876	\$0	\$0	\$1,970,876	10/1/2018	7/31/2022	\$5,923,980	\$5,923,980	\$0
Department of Correction	APT FOUNDATION INC	21DOC107400POS01	Res Services - Sub Abuse	N	\$2,128,561	\$0	\$0	\$2,128,561	7/1/2021	7/31/2024	\$6,509,510	\$2,128,561	\$4,380,949
Department of Correction	PROJECT MORE INC	21DOC0114AA	Walter Brooks WR	Y	\$2,373,317	\$0	\$0	\$2,373,317	7/1/2021	7/31/2024	\$6,869,319	\$2,373,317	\$4,496,002



Agency	Supplier Name	Contract ID #	Contract Description	Competitive	Payments				Terms				
					General Fund	Federal Fund	Other Fund	Total FY 2022	Contract Begin Date	Contract Expire Date	Cumulative Contract Total Amount	Cumulative Contract Payments	Cumulative Contract Balance Remaining
Department of Correction	CONNECTICUT RENAISSANCE INC	21DOC0110AA	Central Ave	Y	\$4,449,901	\$0	\$0	\$4,449,901	7/1/2021	7/31/2024	\$13,685,806	\$4,449,901	\$9,235,905
Department of Correction	QUEST DIAGNOSTICS INCORPORATED	19DOC92012PO501	Laboratory Services - Quest Diagnostics	Y	\$2,208,565	\$0	\$0	\$2,208,565	9/1/2019	8/31/2025	\$24,000,000	\$7,011,786	\$16,988,214
Department of Correction	COMMUNITY SOLUTIONS INC	21DOC0117AA	Aileen O'Connor House	Y	\$8,395,761	\$0	\$0	\$8,395,761	7/1/2021	7/31/2024	\$25,210,692	\$8,395,761	\$16,814,931
Department of Correction	THE CONNECTION INC	11DOC0115AA	January Center	N	\$1,683,030	\$0	\$0	\$1,683,030	6/4/2010	7/31/2025	\$26,431,189	\$18,048,838	\$8,382,350
Department of Correction	THE CONNECTION INC	21DOC107406PO501	Eddy Center	Y	\$8,931,707	\$0	\$0	\$8,931,707	7/1/2021	7/31/2024	\$28,486,408	\$8,931,707	\$19,554,701
Department of Correction	THE CONNECTION INC	14DOC0111AA	Work Release	Y	\$0	\$894,515	\$0	\$894,515	7/1/2013	4/16/2021	\$64,787,351	\$64,746,864	\$40,487
Department of Correction	DIAMOND PHARMACY SERVICES	19DOC92149PO501	Pharmacy Services	Y	\$26,768,053	\$0	\$0	\$26,768,053	9/1/2019	8/30/2023	\$110,000,000	\$72,567,418	\$37,432,583
Total	51				\$73,876,098	\$2,262,831	\$47,129	\$76,186,059			\$367,199,012	\$214,848,449	\$152,350,562
Department of Development Services	NORTHEAST MEDICAL GROUP INC	20DDS1007CS	Geriatrician Services for Residents of Southbury Training School	E	\$2,800	\$0	\$0	\$2,800	12/1/2020	11/30/2021	\$8,400	\$4,200	\$4,200
Department of Development Services	DEVELOPMENTAL SOLUTIONS LLC	20DDS3001CS	Sex Offender Group Therapy for DDS Individuals	E	\$5,355	\$0	\$0	\$5,355	10/1/2020	12/31/2021	\$10,200	\$10,030	\$170
Department of Development Services	DEVELOPMENTAL SOLUTIONS LLC	21DDS3001CS	Sex Offender Group Therapy for DDS Individuals	E	\$8,883	\$0	\$0	\$8,883	10/1/2021	9/30/2022	\$10,200	\$8,883	\$1,318
Department of Development Services	APPLIED BEHAVIORAL SCIENCES LLC	18DDS5153CPO501	consultative psychological services to individuals residing in Department of	N	\$19,875	\$0	\$0	\$19,875	7/1/2018	6/30/2022	\$80,000	\$44,520	\$35,480
Department of Development Services	LIFECONNECTIONS SPECIALIZED SUPPORT	17DDS0102OT	Medical Services-Non-Profits	N	\$30,000	\$0	\$0	\$30,000	7/1/2017	6/30/2023	\$150,000	\$50,000	\$100,000
Department of Development Services	CONNECTICUT BEHAVIORAL HEALTH	21DDS0040RD	Clinical Behavioral Supports	Q	\$38,635	\$0	\$0	\$38,635	7/1/2021	6/30/2024	\$204,182	\$38,635	\$165,547
Department of Development Services	CONNECTICUT BEHAVIORAL HEALTH	17DDS0206RD	Individualized Home Supports	Q	\$2,764	\$0	\$0	\$2,764	7/1/2017	6/30/2021	\$361,870	\$214,323	\$147,547
Department of Development Services	ALL CARE LLC	21DDS0006RD	Day Support Options	Q	\$158,471	\$0	\$0	\$158,471	7/1/2021	6/30/2024	\$461,927	\$158,471	\$303,456
Department of Development Services	COMPANION SUPPORT RESOURCES LLC	21DDS0132RD	Community Companion Home	Y	\$0	\$0	\$114,447	\$114,447	7/1/2021	6/30/2024	\$500,000	\$114,447	\$385,553
Department of Development Services	LIFE-SKILLS INC	21DDS0133RD	Day Support Option	Q	\$185,155	\$0	\$0	\$185,155	9/1/2021	6/30/2024	\$551,725	\$185,155	\$366,570
Department of Development Services	CONNECTICUT FAMILY SUPPORT NETWORK INC	20DDS5727PO501	Coordinate CT family support activities for families of DDS individuals	Y	\$125,000	\$0	\$0	\$125,000	7/1/2020	6/30/2025	\$625,000	\$218,750	\$406,250
Department of Development Services	WHEELER CLINIC INC	17DDS2005CS	In-Home Training	N	\$66,861	\$0	\$0	\$66,861	7/1/2017	6/30/2023	\$720,000	\$450,862	\$269,138
Department of Development Services	CLIFFORD W BEERS GUIDANCE CLINIC INC	21DDS0141RD	ACORD	N	\$391,667	\$0	\$0	\$391,667	12/1/2021	6/30/2022	\$750,000	\$391,667	\$358,333
Department of Development Services	PUBLIC PARTNERSHIPS LLC	20DDS0001RD	Training Services for Self Direction	Y	\$0	\$0	\$186,050	\$186,050	1/1/2021	12/31/2023	\$750,000	\$312,679	\$437,321
Department of Development Services	BEST BUDDIES INTERNATIONAL INC	17DDS0012FS	Client Services- General	N	\$48,875	\$0	\$0	\$48,875	7/19/2017	6/30/2021	\$782,000	\$782,000	\$0
Department of Development Services	BEST BUDDIES INTERNATIONAL INC	21DDS6169PO501	Best Buddies International	N	\$146,625	\$0	\$0	\$146,625	7/1/2021	6/30/2025	\$782,000	\$146,625	\$635,375
Department of Development Services	EPRINE COMMUNITY SERVICES	21DDS0137RD	Day Support Options	Q	\$321,465	\$0	\$45,150	\$366,616	10/1/2021	6/30/2024	\$831,955	\$366,616	\$465,339
Department of Development Services	ST FRANCIS HOSPITAL & MEDICAL CENTER	18DDS0105CS	Dental Services	N	\$111,350	\$0	\$0	\$111,350	7/1/2018	6/30/2024	\$848,000	\$495,210	\$352,790
Department of Development Services	CAPITOL REGION EDUCATION COUNCIL	21DDS0026RD	Community Living Arrangement	Q	\$131,857	\$0	\$199,479	\$331,335	7/1/2021	6/30/2024	\$870,457	\$331,335	\$539,122
Department of Development Services	WINCHESTER TOWN TREASURER	21DDS0131RD	Day Support Options	Q	\$457,316	\$0	\$0	\$457,316	7/1/2021	6/30/2024	\$1,006,174	\$457,316	\$548,858
Department of Development Services	CHEZ NOUS INC	21DDS0033RD	Continuous Residential Supports	Q	\$32,771	\$0	\$284,704	\$317,474	7/1/2021	6/30/2024	\$1,059,189	\$317,474	\$741,715
Department of Development Services	ABLE HOME HEALTH CARE LLC	21DDS0134RD	Behavioral Supports	Q	\$39,507	\$0	\$82,406	\$121,913	10/1/2021	6/30/2024	\$1,120,000	\$121,913	\$998,087
Department of Development Services	ALL CARE LLC	17DDS0004RD	Day Support Options	Q	\$6,771	\$0	\$0	\$6,771	7/1/2017	6/30/2021	\$1,167,290	\$760,592	\$406,698
Department of Development Services	WINCHESTER TOWN TREASURER	17DDS0284RD	Day Support Options	Q	\$11,295	\$0	\$0	\$11,295	7/1/2017	6/30/2021	\$1,168,145	\$1,021,136	\$147,009
Department of Development Services	BAGS FOUNDATION CT INC	21DDS0135RD	Day Support Options	Q	\$342,742	\$0	\$334,791	\$677,533	10/1/2021	6/30/2024	\$1,168,751	\$677,533	\$491,218
Department of Development Services	LIVING INNOVATIONS SUPPORT SERVICES INC	21DDS0081RD	Community Companion Home	Y	\$0	\$0	\$328,541	\$328,541	7/1/2021	6/30/2024	\$1,172,549	\$328,541	\$844,008
Department of Development Services	CHEZ NOUS INC	17DDS0180RD	Continuous Residential Supports	Q	\$0	\$0	\$3,179	\$3,179	7/1/2017	6/30/2021	\$1,192,432	\$1,037,766	\$154,666



Agency	Supplier Name	Contract ID #	Contract Description	Competitive	Payments				Terms				
					General Fund	Federal Fund	Other Fund	Total FY 2022	Contract Begin Date	Contract Expire Date	Cumulative Contract Total Amount	Cumulative Contract Payments	Cumulative Contract Balance Remaining
Department of Development Services	CONNECTICUT SPECIAL OLYMPICS INC	21DDS6170PO501	Special Olympics Connecticut	N	\$282,500	\$0	\$0	\$282,500	7/1/2021	6/30/2025	\$1,200,000	\$282,500	\$917,500
Department of Development Services	CONNECTICUT SPECIAL OLYMPICS INC	17DDS0101OT	Client Services- General	N	\$17,500	\$0	\$0	\$17,500	7/1/2017	9/30/2021	\$1,217,500	\$1,217,500	\$0
Department of Development Services	EDUCATIONAL CONSULTANTS GROUP	21DDS0051RD	Continuous Residential Supports	Q	\$0	\$0	\$549,131	\$549,131	7/1/2021	6/30/2024	\$1,335,433	\$549,131	\$786,302
Department of Development Services	INCLUSION FIRST LLC	21DDS0072RD	Day Support Options	Q	\$249,486	\$0	\$257,269	\$506,755	7/1/2021	6/30/2024	\$1,383,873	\$506,755	\$877,118
Department of Development Services	NEW CANAAN GROUP HOME INC	21DDS0091RD	Community Living Arrangement	Q	\$0	\$0	\$485,118	\$485,118	7/1/2021	6/30/2024	\$1,452,878	\$485,118	\$967,760
Department of Development Services	SUNSET HILL INC	21DDS0116RD	Community Living Arrangements	Q	\$117,043	\$0	\$387,232	\$504,275	7/1/2021	6/30/2024	\$1,501,113	\$504,275	\$996,838
Department of Development Services	LIVING INNOVATIONS SUPPORT SERVICES INC	18DDS0003RD	Community Companion Homes	N	\$0	\$0	\$29,090	\$29,090	10/3/2018	6/30/2021	\$1,516,353	\$1,369,981	\$146,372
Department of Development Services	TRANSITIONCT	21DDS0136RD	Day Support	Q	\$795,217	\$0	\$0	\$795,217	10/1/2021	6/30/2024	\$1,710,593	\$795,217	\$915,376
Department of Development Services	FAMILY SUPPORT TEAM LLC	21DDS0055RD	Day Support Options	Q	\$226,428	\$0	\$215,932	\$442,360	7/1/2021	6/30/2024	\$1,736,497	\$442,360	\$1,294,137
Department of Development Services	NEW CANAAN GROUP HOME INC	17DDS0242RD	Community Living Arrangements	Q	\$0	\$0	\$4,161	\$4,161	7/1/2017	6/30/2021	\$1,805,363	\$1,688,098	\$117,265
Department of Development Services	INCLUSION FIRST LLC	17DDS0205RD	Day Support Options	Q	\$13,976	\$0	\$2,226	\$16,203	7/1/2017	6/30/2021	\$1,827,093	\$1,402,154	\$424,939
Department of Development Services	FAMILY SUPPORT TEAM LLC	17DDS0169RD	Individualized Home Supports	Q	\$15,181	\$0	\$1,814	\$16,996	7/1/2017	6/30/2021	\$1,879,275	\$1,394,649	\$484,626
Department of Development Services	EDUCATIONAL CONSULTANTS GROUP	17DDS0286RD	Continuous Residential Supports	Q	\$0	\$0	\$29,696	\$29,696	7/1/2017	6/30/2021	\$1,994,266	\$1,535,531	\$458,735
Department of Development Services	SUNSET HILL INC	17DDS0267RD	Day Support Options	Q	\$902	\$0	\$0	\$902	7/1/2017	6/30/2021	\$2,029,262	\$1,841,179	\$188,083
Department of Development Services	HISPANIC COALITION OF GREATER WATERBURY	17DDS0287RD	Day Support Options	Q	\$41,340	\$0	\$10,802	\$52,142	7/1/2017	6/30/2021	\$2,046,790	\$1,783,975	\$262,815
Department of Development Services	CAPITOL REGION EDUCATION COUNCIL	17DDS0285RD	Community Living Arrangements	Q	\$10,280	\$0	\$0	\$10,280	7/1/2017	6/30/2021	\$2,051,818	\$1,341,334	\$710,484
Department of Development Services	SOUTHEASTERN EMPLOYMENT SERVICES LLC	21DDS0111RD	Day Support Options	Q	\$465,199	\$0	\$0	\$465,199	7/1/2021	6/30/2024	\$2,103,326	\$465,199	\$1,638,127
Department of Development Services	TRANSITIONAL EMPLOYMENT UNLIMITED INC	21DDS0120RD	Day Support Options	Q	\$720,861	\$0	\$0	\$720,861	7/1/2021	6/30/2024	\$2,270,153	\$720,861	\$1,549,292
Department of Development Services	SUNSET SHORES OF MILFORD INC	21DDS0117RD	Day Support Options	Q	\$691,286	\$0	\$0	\$691,286	7/1/2021	6/30/2024	\$2,348,539	\$691,286	\$1,657,253
Department of Development Services	GROWERS INC	21DDS0059RD	Group Supported Employment	Y	\$719,720	\$0	\$0	\$719,720	7/1/2021	6/30/2024	\$2,420,507	\$719,720	\$1,700,787
Department of Development Services	SUNSET SHORES OF MILFORD INC	17DDS0268RD	Day Support Options	Q	\$42,562	\$0	\$0	\$42,562	7/1/2017	6/30/2021	\$2,450,220	\$2,122,789	\$327,431
Department of Development Services	GREEN CHIMNEYS CHILDREN SERVICES	21DDS0063RD	Community Living Arrangement	Q	\$110,970	\$0	\$718,093	\$829,063	7/1/2021	6/30/2024	\$2,591,820	\$829,063	\$1,762,757
Department of Development Services	LIFE NEEDS COOP INC	21DDS0079RD	Continuous Residential Supports	Q	\$249,919	\$0	\$691,681	\$941,601	7/1/2021	6/30/2024	\$2,780,164	\$941,601	\$1,838,563
Department of Development Services	NEW ENGLAND BUSINESS ASSOCIATES INC	21DDS0092RD	Day Support Options	Q	\$744,967	\$0	\$0	\$744,967	7/1/2021	6/30/2024	\$2,856,218	\$744,967	\$2,111,251
Department of Development Services	SOUTHEASTERN EMPLOYMENT SERVICES LLC	17DDS0263RD	Day Support Options	Q	\$70,789	\$0	\$0	\$70,789	7/1/2017	6/30/2021	\$2,871,027	\$1,678,663	\$1,192,364
Department of Development Services	CATTLEA LLC	21DDS0139RD	Individualized Home Supports	Q	\$190,343	\$0	\$245,926	\$436,269	10/1/2021	6/30/2024	\$2,925,194	\$436,269	\$2,488,925
Department of Development Services	HISPANIC COALITION OF GREATER WATERBURY	21DDS0068RD	Day Support Options	Q	\$437,492	\$0	\$420,719	\$858,211	7/1/2021	6/30/2024	\$3,001,771	\$858,211	\$2,143,560
Department of Development Services	SISTERS LLC	21DDS0105RD	Day Support Options	Q	\$675,292	\$0	\$91,858	\$767,149	7/1/2021	6/30/2024	\$3,031,672	\$767,149	\$2,264,523
Department of Development Services	GROWERS INC	17DDS0145RD	Group Employment	Q	\$32,438	\$0	\$0	\$32,438	7/1/2017	6/30/2021	\$3,088,533	\$2,429,794	\$658,739
Department of Development Services	SAINT CATHERINE CENTER FOR SPECIAL NEEDS	21DDS0112RD	Day Support Options	Q	\$1,037,410	\$0	\$0	\$1,037,410	7/1/2021	6/30/2024	\$3,089,021	\$1,037,410	\$2,051,611
Department of Development Services	NEW ENGLAND BUSINESS ASSOCIATES INC	17DDS0240RD	Group Employment	Q	\$99,417	\$0	\$0	\$99,417	7/1/2017	6/30/2021	\$3,208,763	\$2,566,748	\$642,015
Department of Development Services	ASCENSION HABITATIVE SUPPORT SERVICES	18DDS0001RDPOS01	Continuous Residential Supports	Q	\$20,046	\$0	\$26,899	\$46,946	9/15/2018	6/30/2021	\$3,210,401	\$2,579,687	\$630,714
Department of Development Services	CEREBRAL PALSY OF WESTCHESTER	21DDS0031RD	Day Support Options	Q	\$49,348	\$0	\$0	\$49,348	7/1/2021	6/30/2024	\$3,285,391	\$49,348	\$3,236,043
Department of Development Services	FRIENDS OF NEW MILFORD INC	21DDS0056RD	Community Living Arrangement	Q	\$401,987	\$0	\$600,233	\$1,002,220	7/1/2021	6/30/2024	\$3,322,572	\$1,002,220	\$2,320,352
Department of Development Services	THE LIGHTHOUSE VOC-ED CENTER INC	17DDS0232RD	Day Support Options	Q	\$116,828	\$0	\$0	\$116,828	7/1/2017	6/30/2021	\$3,400,303	\$2,981,522	\$418,781



Agency	Supplier Name	Contract ID #	Contract Description	Competitive	Payments				Terms				
					General Fund	Federal Fund	Other Fund	Total FY 2022	Contract Begin Date	Contract Expire Date	Cumulative Contract Total Amount	Cumulative Contract Payments	Cumulative Contract Balance Remaining
Department of Development Services	TRANSITIONAL EMPLOYMENT UNLIMITED INC	17DDS0269RD	Day Support Options	Q	\$46,178	\$0	\$0	\$46,178	7/1/2017	6/30/2021	\$3,451,750	\$2,467,163	\$984,587
Department of Development Services	SAINT CATHERINE CENTER FOR SPECIAL NEEDS	17DDS0005RD	Day Support Options	Q	\$25,724	\$0	\$0	\$25,724	7/1/2017	6/30/2021	\$3,464,496	\$3,198,317	\$266,179
Department of Development Services	CENTER OF HOPE FOUNDATION INC	21DDS0030RD	Day Support Options	Q	\$1,208,807	\$0	\$0	\$1,208,807	7/1/2021	6/30/2024	\$3,693,181	\$1,208,807	\$2,484,374
Department of Development Services	LIFE NEEDS COOP INC	17DDS0003RD	Day Support Options	Q	\$4,782	\$0	\$8,931	\$13,713	7/1/2017	6/30/2021	\$3,697,672	\$3,453,102	\$244,570
Department of Development Services	SISTERS LLC	17DDS0007RD	Day Support Options	Q	\$35,970	\$0	\$0	\$35,970	7/1/2017	6/30/2021	\$3,754,840	\$3,143,084	\$611,756
Department of Development Services	CHAPEL HAVEN SCHLEIFER CENTER INC	17DDS0179RD	Day Support Options	Q	\$51,249	\$0	\$4,955	\$56,204	7/1/2017	6/30/2021	\$3,924,178	\$2,974,117	\$950,061
Department of Development Services	FAMILY PARTNERSHIP OF CT LLC	21DDS0054RD	Day Support Options	Q	\$1,232,212	\$0	\$164,793	\$1,397,004	7/1/2021	6/30/2024	\$3,979,290	\$1,397,004	\$2,582,286
Department of Development Services	ALLIANCE HEALTHCARE SOLUTIONS LLC	21DDS0008RD	Continuous Residential Supports	Q	\$155,047	\$0	\$1,016,730	\$1,171,777	7/1/2021	6/30/2024	\$4,181,828	\$1,171,777	\$3,010,051
Department of Development Services	THE CHILDREN'S CENTER OF HAMDEN INC	21DDS0003RD1	Community Living Arrangement	Q	\$0	\$0	\$1,156,876	\$1,156,876	7/1/2021	6/30/2024	\$4,213,514	\$1,156,876	\$3,056,638
Department of Development Services	CHAPEL HAVEN SCHLEIFER CENTER INC	21DDS0032RD	Day Support Options	Q	\$622,119	\$0	\$463,781	\$1,085,900	7/1/2021	6/30/2024	\$4,369,580	\$1,085,900	\$3,283,680
Department of Development Services	FRIENDS OF NEW MILFORD INC	17DDS0207RD	Day Support Options	Q	\$38,821	\$0	\$5,644	\$44,465	7/1/2017	6/30/2021	\$4,522,861	\$3,658,731	\$864,130
Department of Development Services	THE LIGHTHOUSE VOC-ED CENTER INC	21DDS0080RD	Day Support Options	Q	\$1,272,925	\$0	\$0	\$1,272,925	7/1/2021	6/30/2024	\$4,632,462	\$1,272,925	\$3,359,537
Department of Development Services	A V P INC	21DDS0005RD	Day Support Options	Q	\$1,733,568	\$0	\$0	\$1,733,568	7/1/2021	6/30/2024	\$4,663,615	\$1,733,568	\$2,930,047
Department of Development Services	ROBIN'S NEST INTERGENERATIONAL DAYCARE	21DDS0104RD	Community Living Arrangement	Q	\$358,032	\$0	\$1,286,292	\$1,644,323	7/1/2021	6/30/2024	\$4,726,203	\$1,644,323	\$3,081,880
Department of Development Services	GREEN CHIMNEYS CHILDREN SERVICES	17DDS0212RD	Group Employment	Q	\$12,786	\$0	\$20,940	\$33,726	7/1/2017	6/30/2021	\$4,744,940	\$3,363,553	\$1,381,387
Department of Development Services	ASCENSION HABILITATIVE SUPPORT SERVICES	21DDS0017RD	Continuous Residential Supports	Q	\$240,775	\$0	\$966,249	\$1,207,023	7/1/2021	6/30/2024	\$4,747,676	\$1,207,023	\$3,540,653
Department of Development Services	EMPLOYMENT OPTIONS LLC	21DDS0052RD	Continuous Residential Supports	Q	\$642,354	\$0	\$987,000	\$1,629,354	7/1/2021	6/30/2024	\$4,881,490	\$1,629,354	\$3,252,136
Department of Development Services	FAMILY PARTNERSHIP OF CT LLC	17DDS0219RD	Day Support Options	Q	\$61,894	\$0	\$0	\$61,894	7/1/2017	6/30/2021	\$4,947,297	\$4,423,775	\$523,522
Department of Development Services	BEHAVIORAL MANAGEMENT LLC	21DDS0021RD	Behavior Supports, Clinical	Q	\$1,578,882	\$0	\$102,626	\$1,681,508	7/1/2021	6/30/2024	\$4,956,923	\$1,681,508	\$3,275,415
Department of Development Services	THE CHILDREN'S CENTER OF HAMDEN INC	18DDS0002RD	Community Living Arrangements	Q	\$0	\$0	\$7,872	\$7,872	4/1/2018	6/30/2021	\$5,008,220	\$3,673,733	\$1,334,487
Department of Development Services	GOOD LIFE RESIDENTIAL LLC	17DDS0001RD	Individualized Home Supports	Q	\$60,826	\$0	\$58,234	\$119,060	7/1/2017	6/30/2021	\$5,033,144	\$3,174,448	\$1,858,696
Department of Development Services	NAFI CONNECTICUT INC	21DDS0095POS01	Behavior Supports, Clinical	Q	\$96,371	\$0	\$1,822,771	\$1,919,142	7/1/2021	6/30/2024	\$5,034,146	\$1,919,142	\$3,115,004
Department of Development Services	GOOD LIFE RESIDENTIAL LLC	21DDS0060RD	Behavior Supports, Clinical	Q	\$731,352	\$0	\$385,980	\$1,117,331	7/1/2021	6/30/2024	\$5,172,258	\$1,117,331	\$4,054,927
Department of Development Services	ALLIANCE HEALTHCARE SOLUTIONS LLC	17DDS0218RD	Day Support Options	Q	\$10,874	\$0	\$7,483	\$18,356	7/1/2017	6/30/2021	\$5,200,824	\$4,785,290	\$415,534
Department of Development Services	CEREBRAL PALSY OF WESTCHESTER	17DDS0002RD	Day Support Options	Q	\$28,367	\$0	\$0	\$28,367	7/1/2017	6/30/2021	\$5,447,170	\$4,587,849	\$859,321
Department of Development Services	RELIANCE HEALTH INC	21DDS0101RD	Continuous Residential Supports	Q	\$348,137	\$0	\$1,398,215	\$1,746,352	7/1/2021	6/30/2024	\$5,605,265	\$1,746,352	\$3,858,913
Department of Development Services	MILESTONES BEHAVIORAL SERVICES INC	17DDS0150RD	Day Support Options	Q	\$34,430	\$0	\$0	\$34,430	7/1/2017	6/30/2021	\$5,777,770	\$4,829,527	\$948,243
Department of Development Services	FUTURES INC	21DDS0057RD	Day Support Options	Q	\$1,693,259	\$0	\$86,066	\$1,779,325	7/1/2021	6/30/2024	\$5,957,501	\$1,779,325	\$4,178,176
Department of Development Services	NAFI CONNECTICUT INC	17DDS0239RD	Day Support Options	Q	\$38,383	\$0	\$94,239	\$132,622	7/1/2017	6/30/2021	\$6,355,343	\$5,518,152	\$837,191
Department of Development Services	COMMUNITY VOCATIONAL SVS INC	21DDS0039RD	Continuous Residential Supports	Q	\$739,022	\$0	\$1,375,114	\$2,114,137	7/1/2021	6/30/2024	\$6,398,867	\$2,114,137	\$4,284,730
Department of Development Services	ABILITIES WITHOUT BOUNDARIES INC	21DDS0002RD	Day Support Options	Q	\$2,219,367	\$0	\$0	\$2,219,367	7/1/2021	6/30/2024	\$6,883,836	\$2,219,367	\$4,664,469
Department of Development Services	EDADVANCE	21DDS0050RD	Clinical Behavioral Supports	Q	\$432,185	\$0	\$355,104	\$787,289	7/1/2021	6/30/2024	\$6,911,490	\$787,289	\$6,124,201
Department of Development Services	CENTER OF HOPE FOUNDATION INC	17DDS178RD	Day Support Options	Q	\$85,643	\$0	\$0	\$85,643	7/1/2017	6/30/2021	\$6,927,249	\$5,504,365	\$1,422,884
Department of Development Services	RELIANCE HEALTH INC	17DDS0252RD	Day Support Options	Q	\$28,096	\$0	\$5,861	\$33,957	7/1/2017	6/30/2021	\$7,270,992	\$5,866,891	\$1,404,101
Department of Development Services	BEHAVIORAL MANAGEMENT LLC	17DDS0223RD	Day Support Options	Q	\$71,505	\$0	\$0	\$71,505	7/1/2017	6/30/2021	\$7,338,930	\$5,782,090	\$1,556,840



Agency	Supplier Name	Contract ID #	Contract Description	Competitive	Payments				Terms				
					General Fund	Federal Fund	Other Fund	Total FY 2022	Contract Begin Date	Contract Expire Date	Cumulative Contract Total Amount	Cumulative Contract Payments	Cumulative Contract Balance Remaining
Department of Development Services	EASTERSEALS CAPITAL REGION & EASTERN	21DDS0048RD	Day Support Options	Q	\$2,176,760	\$0	\$0	\$2,176,760	7/1/2021	6/30/2024	\$7,455,394	\$2,176,760	\$5,278,634
Department of Development Services	COMMUNITY VOCATIONAL SVS INC	17DDS0187RD	Day Support Options	Q	\$28,534	\$0	\$17,253	\$45,787	7/1/2017	6/30/2021	\$7,480,592	\$6,804,851	\$675,741
Department of Development Services	DISABILITY RESOURCE NETWORKING	21DDS0045RD	Day Support Options	Q	\$2,306,495	\$0	\$69,658	\$2,376,154	7/1/2021	6/30/2024	\$7,538,639	\$2,376,154	\$5,162,485
Department of Development Services	NEW FOUNDATIONS INC	21DDS0094RD	Community Living Arrangement	Q	\$133,473	\$0	\$2,329,872	\$2,463,346	7/1/2021	6/30/2024	\$7,622,965	\$2,463,346	\$5,159,619
Department of Development Services	TURNING LEAF AGENCY CORP	21DDS0121RD	Continuous Residential Supports	Q	\$397,065	\$0	\$2,151,469	\$2,548,535	7/1/2021	6/30/2024	\$7,947,526	\$2,548,535	\$5,398,991
Department of Development Services	GUIDE INC	21DDS0064RD	Day Support Options	Q	\$457,534	\$0	\$1,461,662	\$1,919,196	7/1/2021	6/30/2024	\$7,957,117	\$1,919,196	\$6,037,921
Department of Development Services	GUIDE INC	17DDS0216RD	Day Support Options	Q	\$26,426	\$0	\$3,262	\$29,688	7/1/2017	6/30/2021	\$7,961,368	\$6,869,291	\$1,092,077
Department of Development Services	ROBIN'S NEST INTERGENERATIONAL DAYCARE	17DDS0255RD	Day Support Options	Q	\$1,836	\$0	\$61,814	\$63,650	7/1/2017	6/30/2021	\$8,540,125	\$5,941,079	\$2,599,046
Department of Development Services	FUTURES INC	17DDS0208RD	Day Support Options	Q	\$143,979	\$0	\$0	\$143,979	7/1/2017	6/30/2021	\$8,543,704	\$6,890,308	\$1,653,396
Department of Development Services	BUCKINGHAM COMM SERV OF CT INC	21DDS0025RD	Behavior Supports, Clinical	Q	\$1,975,287	\$0	\$467,983	\$2,443,271	7/1/2021	6/30/2024	\$8,571,923	\$2,443,271	\$6,128,652
Department of Development Services	DISABILITY RESOURCE NETWORKING	17DDS0191RD	Day Support Options	Q	\$129,163	\$0	\$0	\$129,163	7/1/2017	6/30/2021	\$8,734,588	\$7,862,014	\$872,574
Department of Development Services	A V P INC	17DDS0147RD	Day Support Options	Q	\$85,900	\$0	\$0	\$85,900	7/1/2017	6/30/2021	\$8,804,575	\$8,179,383	\$625,192
Department of Development Services	OPPORTUNITY HOUSE INC	21DDS0097RD	Community Living Arrangement	Q	\$879,463	\$0	\$2,178,091	\$3,057,554	7/1/2021	6/30/2024	\$9,541,954	\$3,057,554	\$6,484,400
Department of Development Services	EDADVANCE	17DDS0203RD	Day Support Options	Q	\$92,562	\$0	\$63,014	\$155,576	7/1/2017	6/30/2021	\$9,550,499	\$7,525,502	\$2,024,997
Department of Development Services	ARC OF GREATER NEW HAVEN INC	21DDS0013RD	Day Support Options	Q	\$2,871,337	\$0	\$0	\$2,871,337	7/1/2021	6/30/2024	\$9,728,954	\$2,871,337	\$6,857,617
Department of Development Services	ALL POINTE CARE LLC	21DDS0007RD	Clinical Behavior Supports	Q	\$576,333	\$0	\$1,052,314	\$1,628,648	7/1/2021	6/30/2024	\$9,930,740	\$1,628,648	\$8,302,092
Department of Development Services	BAROCO CORP	21DDS0020RD	Day Support Options	Q	\$3,634,145	\$0	\$0	\$3,634,145	7/1/2021	6/30/2024	\$10,003,639	\$3,634,145	\$6,369,494
Department of Development Services	EMPLOYMENT OPTIONS LLC	17DDS0153RD	Day Support Options	Q	\$59,407	\$0	\$16,640	\$76,047	7/1/2017	6/30/2021	\$10,033,198	\$7,431,206	\$2,601,992
Department of Development Services	KUHN EMPLOYMENT OPPORTUNITIES INC	21DDS0078RD	Day Support Options	Q	\$3,296,379	\$0	\$0	\$3,296,379	7/1/2021	6/30/2024	\$10,109,825	\$3,296,379	\$6,813,446
Department of Development Services	OPPORTUNITY WORKS CONNECTICUT INC	21DDS0098RD	Day Support Options	Q	\$2,717,794	\$0	\$0	\$2,717,794	7/1/2021	6/30/2024	\$10,132,976	\$2,717,794	\$7,415,182
Department of Development Services	NEW FOUNDATIONS INC	17DDS0243RD	Day Support Options	Q	\$75,368	\$0	\$635	\$76,003	7/1/2017	6/30/2021	\$10,189,187	\$9,398,067	\$791,120
Department of Development Services	TURNING LEAF AGENCY CORP	17DDS0271RD	Group Employment	Q	\$35,325	\$0	\$14,556	\$49,881	7/1/2017	6/30/2021	\$10,216,510	\$8,088,445	\$2,128,065
Department of Development Services	ALTERNATIVES INC	21DDS0011RD	Community Living Arrangement	Q	\$961,062	\$0	\$2,383,951	\$3,345,013	7/1/2021	6/30/2024	\$10,550,574	\$3,345,013	\$7,205,561
Department of Development Services	VISTA LIFE INNOVATIONS INC	21DDS0126RD	Day Support Options	Q	\$1,331,649	\$0	\$1,057,601	\$2,389,250	7/1/2021	6/30/2024	\$10,774,521	\$2,389,250	\$8,385,271
Department of Development Services	ALL POINTE CARE LLC	17DDS0152RD	Day Support Options	Q	\$71,714	\$0	\$2,485	\$74,199	7/1/2017	6/30/2021	\$10,851,957	\$7,396,019	\$3,455,938
Department of Development Services	G I L FOUNDATION INC	21DDS0058RD	Community Living Arrangement	Q	\$569,144	\$0	\$3,843,679	\$4,412,822	7/1/2021	6/30/2024	\$10,935,939	\$4,412,822	\$6,523,117
Department of Development Services	UNITED CEREBRAL PALSY ASSOCIATION	21DDS0122RD	Behavior Supports, Clinical	Q	\$2,372,005	\$0	\$809,481	\$3,181,485	7/1/2021	6/30/2024	\$11,081,210	\$3,181,485	\$7,899,725
Department of Development Services	BUCKINGHAM COMM SERV OF CT INC	17DDS0174RD	Day Support Options	Q	\$165,310	\$0	\$0	\$165,310	7/1/2017	6/30/2021	\$11,124,874	\$8,194,589	\$2,930,285
Department of Development Services	ABILITIES WITHOUT BOUNDARIES INC	17DDS0142RD	Day Support Options	Q	\$172,737	\$0	\$0	\$172,737	7/1/2017	6/30/2021	\$11,261,947	\$9,109,745	\$2,152,202
Department of Development Services	VISTA LIFE INNOVATIONS INC	17DDS0278RD	Day Support Options	Q	\$104,907	\$0	\$9,027	\$113,934	7/1/2017	6/30/2021	\$11,480,402	\$9,441,386	\$2,039,016
Department of Development Services	HUMANIDAD INC	21DDS0070RD	Community Living Arrangement	Q	\$0	\$0	\$3,575,113	\$3,575,113	7/1/2021	6/30/2024	\$11,631,479	\$3,575,113	\$8,056,366
Department of Development Services	JEWISH ASSOCIATION FOR COMMUNITY LIVING	21DDS0073RD	Community Living Arrangement	Q	\$161,663	\$0	\$3,378,571	\$3,540,234	7/1/2021	6/30/2024	\$11,651,483	\$3,540,234	\$8,111,249
Department of Development Services	OPPORTUNITY WORKS CONNECTICUT INC	17DDS0249RD	Day Support Options	Q	\$187,905	\$0	\$0	\$187,905	7/1/2017	6/30/2021	\$11,686,293	\$10,607,095	\$1,079,198
Department of Development Services	NEW BEGINNINGS FOR LIFE LLC	21DDS0090RD	Continuous Residential Supports	Q	\$1,772,220	\$0	\$1,584,631	\$3,356,851	7/1/2021	6/30/2024	\$11,751,692	\$3,356,851	\$8,394,841
Department of Development Services	NEW BEGINNINGS FOR LIFE LLC	17DDS0241RD	Day Support Options	Q	\$104,618	\$0	\$28,379	\$132,996	7/1/2017	6/30/2021	\$11,773,308	\$10,830,406	\$942,902



Agency	Supplier Name	Contract ID #	Contract Description	Competitive	Payments				Terms				
					General Fund	Federal Fund	Other Fund	Total FY 2022	Contract Begin Date	Contract Expire Date	Cumulative Contract Total Amount	Cumulative Contract Payments	Cumulative Contract Balance Remaining
Department of Development Services	AREA COOPERATIVE EDUCATIONAL SERVICES	21DDS0015RD	Behavior Supports, Clinical	Q	\$2,837,370	\$0	\$2,508	\$2,839,878	7/1/2021	6/30/2024	\$11,919,783	\$2,839,878	\$9,079,905
Department of Development Services	ARC OF GREATER NEW HAVEN INC	17DDS0159RD	Day Support Options	Q	\$157,566	\$0	\$0	\$157,566	7/1/2017	6/30/2021	\$11,938,624	\$11,156,468	\$782,156
Department of Development Services	OPPORTUNITY HOUSE INC	17DDS0248RD	Day Support Options	Q	\$20,165	\$0	\$20,026	\$40,191	7/1/2017	6/30/2021	\$12,063,327	\$11,219,388	\$843,939
Department of Development Services	EASTERSEALS CAPITAL REGION & EASTERN	17DDS0200RD	Day Support Options	Q	\$181,861	\$0	\$0	\$181,861	7/1/2017	6/30/2021	\$12,101,738	\$9,923,381	\$2,178,357
Department of Development Services	GOODWILL OF WESTERN AND NORTHERN	21DDS0062RD	Day Support Options	Q	\$3,125,228	\$0	\$305,815	\$3,431,043	7/1/2021	6/30/2024	\$12,413,222	\$3,431,043	\$8,982,179
Department of Development Services	NORTHEAST PLACEMENT SERVICES INC	21DDS0096RD	Behavior Supports, Clinical	Q	\$1,450,855	\$0	\$2,805,311	\$4,256,166	7/1/2021	6/30/2024	\$12,452,656	\$4,256,166	\$8,196,490
Department of Development Services	GOODWILL INDUSTRIES OF SOUTHERN	21DDS0061RD	Day Support Options	Q	\$3,542,076	\$0	\$0	\$3,542,076	7/1/2021	6/30/2024	\$12,466,170	\$3,542,076	\$8,924,094
Department of Development Services	THE WEST HAVEN COMMUNITY HOUSE	21DDS0128RD	Community Living Arrangement	Q	\$1,513,784	\$0	\$2,471,784	\$3,985,568	7/1/2021	6/30/2024	\$12,647,983	\$3,985,568	\$8,662,415
Department of Development Services	WINDSOR INDEPENDENT LIVING	21DDS0130RD	Behavior Supports, Clinical	Q	\$734,753	\$0	\$3,375,596	\$4,110,350	7/1/2021	6/30/2024	\$12,649,524	\$4,110,350	\$8,539,174
Department of Development Services	ALTERNATIVES INC	17DDS0156RD	Day Support Options	Q	\$113,134	\$0	\$37,780	\$150,914	7/1/2017	6/30/2021	\$13,023,145	\$11,786,525	\$1,236,620
Department of Development Services	KUHN EMPLOYMENT OPPORTUNITIES INC	17DDS0230RD	Day Support Options	Q	\$220,706	\$0	\$0	\$220,706	7/1/2017	6/30/2021	\$13,350,906	\$11,182,766	\$2,168,140
Department of Development Services	UNITED CEREBRAL PALSY ASSOCIATION	17DDS0273RD	Day Support Options	Q	\$148,055	\$0	\$3,603	\$151,658	7/1/2017	6/30/2021	\$13,672,543	\$11,985,718	\$1,686,825
Department of Development Services	AREA COOPERATIVE EDUCATIONAL SERVICES	17DDS0164RD	Day Support Options	Q	\$225,326	\$0	\$2,380	\$227,706	7/1/2017	6/30/2021	\$13,863,963	\$10,145,004	\$3,718,959
Department of Development Services	HUMANIDAD INC	17DDS0221RD	Community Living Arrangements	Q	\$0	\$0	\$110,441	\$110,441	7/1/2017	6/30/2021	\$13,958,895	\$12,491,703	\$1,467,192
Department of Development Services	HELPING PEOPLE EXCEL INC	21DDS0067RD	Clinical Behavior Supports	Q	\$1,196,900	\$0	\$3,244,886	\$4,441,786	7/1/2021	6/30/2024	\$14,071,227	\$4,441,786	\$9,629,441
Department of Development Services	WATERBURY ARC INC	21DDS0127RD	Day Support Options	Q	\$4,279,649	\$0	\$323,001	\$4,602,650	7/1/2021	6/30/2024	\$14,177,334	\$4,602,650	\$9,574,684
Department of Development Services	BAROCO CORP	17DDS0168RD	Day Support Options	Q	\$124,070	\$0	\$0	\$124,070	7/1/2017	6/30/2021	\$14,342,924	\$13,518,846	\$824,078
Department of Development Services	JEWISH ASSOCIATION FOR COMMUNITY LIVING	17DDS0225RD	Day Support Options	Q	\$7,214	\$0	\$98,441	\$105,654	7/1/2017	6/30/2021	\$14,668,771	\$13,155,592	\$1,513,179
Department of Development Services	SHARP TRAINING INC	21DDS0110RD	Day Support Options	Q	\$3,617,903	\$0	\$353,921	\$3,971,824	7/1/2021	6/30/2024	\$15,077,762	\$3,971,824	\$11,105,939
Department of Development Services	FAMILY OPTIONS	21DDS0053RD	Community Living Arrangement	Q	\$314,955	\$0	\$4,275,727	\$4,590,682	7/1/2021	6/30/2024	\$15,663,709	\$4,590,682	\$11,073,027
Department of Development Services	G I L FOUNDATION INC	17DDS0213RD	Day Support Options	Q	\$52,663	\$0	\$106,339	\$159,002	7/1/2017	6/30/2021	\$15,832,070	\$14,516,425	\$1,315,645
Department of Development Services	EASTER SEAL REHABILITATION CENTER OF	21DDS0047RD	Day Support Options	Q	\$3,461,169	\$0	\$80,594	\$3,541,763	7/1/2021	6/30/2024	\$15,940,272	\$3,541,763	\$12,398,509
Department of Development Services	VIABILITY INC	21DDS0124RD	Behavior Supports, Clinical	Q	\$2,618,898	\$0	\$1,799,606	\$4,418,504	7/1/2021	6/30/2024	\$16,187,017	\$4,418,504	\$11,768,513
Department of Development Services	THE WEST HAVEN COMMUNITY HOUSE	17DDS0280RD	Day Support Options	Q	\$46,085	\$0	\$104,998	\$151,083	7/1/2017	6/30/2021	\$16,459,643	\$15,521,762	\$937,881
Department of Development Services	ACORD INC	21DDS0019RD	Behavior Supports, Clinical	Q	\$3,017,280	\$0	\$2,554,846	\$5,572,126	7/1/2021	6/30/2024	\$16,547,707	\$5,572,126	\$10,975,581
Department of Development Services	OPTIONS UNLIMITED INC	21DDS0099RD	Community Living Arrangements	Q	\$618,270	\$0	\$4,649,847	\$5,268,116	7/1/2021	6/30/2024	\$16,691,284	\$5,268,116	\$11,423,168
Department of Development Services	NORTHEAST PLACEMENT SERVICES INC	17DDS0244RD	Day Support Options	Q	\$101,605	\$0	\$108,433	\$210,038	7/1/2017	6/30/2021	\$16,831,424	\$15,672,310	\$1,159,114
Department of Development Services	GOODWILL INDUSTRIES OF SOUTHERN	17DDS0199RD	Day Support Options	Q	\$207,752	\$0	\$0	\$207,752	7/1/2017	6/30/2021	\$16,881,417	\$14,810,157	\$2,071,260
Department of Development Services	EASTER SEAL REHABILITATION CENTER OF	17DDS0201RD	Day Support Options	Q	\$433,520	\$0	\$13,166	\$446,686	7/1/2017	6/30/2021	\$17,168,157	\$14,103,107	\$3,065,050
Department of Development Services	WINDSOR INDEPENDENT LIVING	17DDS0282RD	Day Support Options	Q	\$40,801	\$0	\$27,411	\$68,212	7/1/2017	6/30/2021	\$17,253,583	\$15,045,301	\$2,208,282
Department of Development Services	SEABIRD ENTERPRISES INC	21DDS0109RD	Day Support Options	Q	\$5,338,116	\$0	\$12,415	\$5,350,532	7/1/2021	6/30/2024	\$17,673,722	\$5,350,532	\$12,323,190
Department of Development Services	CATHOLIC CHARITIES INC	21DDS0028RD	Community Living Arrangement	Q	\$1,186,509	\$0	\$4,776,175	\$5,962,684	7/1/2021	6/30/2024	\$17,697,090	\$5,962,684	\$11,734,406
Department of Development Services	SHARP TRAINING INC	17DDS0262RD	Day Support Options	Q	\$305,469	\$0	\$0	\$305,469	7/1/2017	6/30/2021	\$17,858,039	\$15,171,825	\$2,686,214
Department of Development Services	HELPING PEOPLE EXCEL INC	17DDS0198RD	Day Support Options	Q	\$19,938	\$0	\$291,309	\$311,247	7/1/2017	6/30/2021	\$17,975,434	\$15,412,942	\$2,562,492
Department of Development Services	THE ARC OF SOUTHLINGTON INC	21DDS0014RD	Behavior Supports, Clinical	Q	\$268,627	\$0	\$5,405,386	\$5,674,013	7/1/2021	6/30/2024	\$18,009,265	\$5,674,013	\$12,335,252



Agency	Supplier Name	Contract ID #	Contract Description	Competitive	Payments				Terms				
					General Fund	Federal Fund	Other Fund	Total FY 2022	Contract Begin Date	Contract Expire Date	Cumulative Contract Total Amount	Cumulative Contract Payments	Cumulative Contract Balance Remaining
Department of Development Services	COMMUNITY SOCIAL INTEGRATION LLC	21DDS0037RD	Continuous Residential Supports	Q	\$726,220	\$0	\$5,465,263	\$6,191,483	7/1/2021	6/30/2024	\$18,412,088	\$6,191,483	\$12,220,605
Department of Development Services	NEW ENGLAND RESIDENTIAL SERVICES INC	21DDS0093RD	Community Living Arrangement	Q	\$164,227	\$0	\$5,796,262	\$5,960,489	7/1/2021	6/30/2024	\$18,635,686	\$5,960,489	\$12,675,197
Department of Development Services	ARI OF CONNECTICUT INC	21DDS0016RD	Community Living Arrangement	Q	\$2,000,116	\$0	\$3,559,966	\$5,560,082	7/1/2021	6/30/2024	\$18,651,434	\$5,560,082	\$13,091,352
Department of Development Services	THE ARC OF LITCHFIELD COUNTY INC	21DDS0119RD	Community Living Arrangement	Q	\$2,693,169	\$0	\$3,111,037	\$5,804,205	7/1/2021	6/30/2024	\$19,404,745	\$5,804,205	\$13,600,540
Department of Development Services	SARAH INC	21DDS0106RD	Day Support Options	Q	\$5,762,509	\$0	\$113,024	\$5,875,533	7/1/2021	6/30/2024	\$19,409,106	\$5,875,533	\$13,533,573
Department of Development Services	WATERBURY ARC INC	17DDS0279RD	Day Support Options	Q	\$314,643	\$0	\$0	\$314,643	7/1/2017	6/30/2021	\$19,441,773	\$16,159,625	\$3,282,148
Department of Development Services	FAMILY OPTIONS	17DDS0204RD	Day Support Options	Q	\$28,889	\$0	\$267,807	\$296,696	7/1/2017	6/30/2021	\$20,002,940	\$17,987,774	\$2,015,166
Department of Development Services	ALLIED COMMUNITY RESOURCES INC	12DDS0258OT	Administrative Fees	N	\$1,156,042	\$0	\$1,070,451	\$2,226,493	1/1/2013	12/31/2022	\$20,207,780	\$17,301,810	\$2,905,970
Department of Development Services	BRIAN HOUSE INC	21DDS0023RD	Behavior Supports, Clinical	Q	\$586,412	\$0	\$6,009,691	\$6,596,103	7/1/2021	6/30/2024	\$20,292,488	\$6,596,103	\$13,696,385
Department of Development Services	ALLIED REHABILITATION CENTERS INC	21DDS0009RDRD	Community Living Arrangement	Q	\$3,845,783	\$0	\$2,628,826	\$6,474,609	7/1/2021	6/30/2024	\$20,448,923	\$6,474,609	\$13,974,314
Department of Development Services	VIABILITY INC	17DDS0182RD	Day Support Options	Q	\$282,097	\$0	\$43,003	\$325,100	7/1/2017	6/30/2021	\$20,476,076	\$16,773,273	\$3,702,803
Department of Development Services	GOODWILL OF WESTERN AND NORTHERN	17DDS0210RD	Day Support Options	Q	\$303,660	\$0	\$1,713	\$305,373	7/1/2017	6/30/2021	\$20,511,608	\$14,769,604	\$5,742,004
Department of Development Services	OPTIONS UNLIMITED INC	17DDS0250RD	Day Support Options	Q	\$5,105	\$0	\$378,999	\$384,103	7/1/2017	6/30/2021	\$20,704,923	\$18,772,226	\$1,932,697
Department of Development Services	CATHOLIC CHARITIES INC	17DDS0176RD	Day Support Options	Q	\$89,268	\$0	\$464,326	\$553,594	7/1/2017	6/30/2021	\$20,809,949	\$18,920,438	\$1,889,511
Department of Development Services	EASTERN COMMUNITY DEV CORP	21DDS0049RD	Community Living Arrangement	Q	\$839,580	\$0	\$6,050,024	\$6,889,604	7/1/2021	6/30/2024	\$20,829,162	\$6,889,604	\$13,939,558
Department of Development Services	SUNSET SHORES OF MILFORD INC	12DDS0259OT	Administrative Fees	N	\$1,421,678	\$0	\$1,637,713	\$3,059,391	1/1/2013	12/31/2022	\$20,980,877	\$19,138,183	\$1,842,694
Department of Development Services	SARAH SENECA RESIDENTIAL SERV	21DDS0107RD	Community Living Arrangement	Q	\$633,889	\$0	\$6,514,189	\$7,148,078	7/1/2021	6/30/2024	\$21,124,219	\$7,148,078	\$13,976,141
Department of Development Services	KENCREST SERVICES	21DDS0075RD	Day Support Options	Q	\$1,011,305	\$0	\$6,106,192	\$7,117,497	7/1/2021	6/30/2024	\$21,349,448	\$7,117,497	\$14,231,951
Department of Development Services	SEABIRD ENTERPRISES INC	17DDS0260RD	Day Support Options	Q	\$323,644	\$0	\$0	\$323,644	7/1/2017	6/30/2021	\$21,926,989	\$19,988,404	\$1,938,585
Department of Development Services	BENHAVEN INC	21DDS0022RD	Behavior Supports, Clinical	Q	\$1,958,558	\$0	\$4,929,775	\$6,888,332	7/1/2021	6/30/2024	\$22,040,445	\$6,888,332	\$15,152,113
Department of Development Services	MARCH INC OF MANCHESTER	21DDS0084RD	Community Living Arrangements	Q	\$663,023	\$0	\$7,070,839	\$7,733,862	7/1/2021	6/30/2024	\$23,089,823	\$7,733,862	\$15,355,961
Department of Development Services	ARI OF CONNECTICUT INC	17DDS0165RD	Day Support Options	Q	\$110,737	\$0	\$211,473	\$322,210	7/1/2017	6/30/2021	\$23,845,229	\$20,821,076	\$3,024,153
Department of Development Services	BENHAVEN INC	17DDS0170RD	Group Employment	Q	\$123,632	\$0	\$523,905	\$647,536	7/1/2017	6/30/2021	\$24,091,231	\$20,447,710	\$3,643,521
Department of Development Services	CLASP HOMES INC	21DDS0035RD	Community Living Arrangement	Q	\$1,631,780	\$0	\$6,890,916	\$8,522,695	7/1/2021	6/30/2024	\$24,124,796	\$8,522,695	\$15,602,101
Department of Development Services	ADELBROOK COMMUNITY SERVICES INC	21DDS0004RD	Community Living Arrangement	Q	\$1,599,146	\$0	\$6,111,648	\$7,710,794	7/1/2021	6/30/2024	\$24,392,437	\$7,710,794	\$16,681,643
Department of Development Services	BRIAN HOUSE INC	17DDS0172RD	Community Living Arrangements	Q	\$50,798	\$0	\$429,500	\$480,298	7/1/2017	6/30/2021	\$24,619,263	\$21,974,504	\$2,644,759
Department of Development Services	ACORD INC	17DDS0144RD	Day Support Options	Q	\$141,444	\$0	\$178,405	\$319,849	7/1/2017	6/30/2021	\$24,654,335	\$21,721,815	\$2,932,520
Department of Development Services	THE ARC OF SOUTHWINGTON INC	17DDS0163RD	Day Support Options	Q	\$26,711	\$0	\$328,767	\$355,478	7/1/2017	6/30/2021	\$24,654,348	\$22,240,688	\$2,413,660
Department of Development Services	COMMUNITY SOCIAL INTEGRATION LLC	17DDS0185RD	Day Support Options	Q	\$26,361	\$0	\$311,430	\$337,792	7/1/2017	6/30/2021	\$24,942,782	\$22,358,676	\$2,584,106
Department of Development Services	SARAH INC	17DDS0259RD	Day Support Options	Q	\$362,298	\$0	\$3,863	\$366,160	7/1/2017	6/30/2021	\$25,444,481	\$19,589,392	\$5,855,089
Department of Development Services	HART UNITED INC	21DDS0066RD	Community Living Arrangement	Q	\$453,573	\$0	\$7,631,006	\$8,084,579	7/1/2021	6/30/2024	\$25,482,837	\$8,084,579	\$17,398,258
Department of Development Services	NEW ENGLAND RESIDENTIAL SERVICES INC	17DDS0245RD	Day Support Options	Q	\$13,380	\$0	\$391,545	\$404,925	7/1/2017	6/30/2021	\$26,275,943	\$23,443,775	\$2,832,168
Department of Development Services	EASTERN COMMUNITY DEV CORP	17DDS0202RD	Day Support Options	Q	\$15,220	\$0	\$428,107	\$443,326	7/1/2017	6/30/2021	\$26,357,239	\$23,607,835	\$2,749,404
Department of Development Services	ALLIED REHABILITATION CENTERS INC	17DDS0151RD	Day Support Options	Q	\$195,996	\$0	\$200,292	\$396,288	7/1/2017	6/30/2021	\$26,708,892	\$23,536,547	\$3,172,345
Department of Development Services	CORPORATION FOR PUBLIC MANAGEMENT	21DDS0043RD	Community Living Arrangement	Q	\$3,721,200	\$0	\$4,242,249	\$7,963,449	7/1/2021	6/30/2024	\$26,949,338	\$7,963,449	\$18,985,889



Agency	Supplier Name	Contract ID #	Contract Description	Competitive	Payments				Terms				
					General Fund	Federal Fund	Other Fund	Total FY 2022	Contract Begin Date	Contract Expire Date	Cumulative Contract Total Amount	Cumulative Contract Payments	Cumulative Contract Balance Remaining
Department of Development Services	THE VANTAGE GROUP INC	17DDS0275RD	Day Support Options	Q	\$76,300	\$0	\$143,694	\$219,994	7/1/2017	6/30/2021	\$27,168,918	\$22,706,117	\$4,462,801
Department of Development Services	ST VINCENT'S SPECIAL NEEDS CENTER INC	21DDS0113RD	Community Living Arrangement	Q	\$3,106,723	\$0	\$6,519,278	\$9,626,001	7/1/2021	6/30/2024	\$27,457,560	\$9,626,001	\$17,831,559
Department of Development Services	MARC COMMUNITY RESOURCES LTD	21DDS0082RD	Community Living Arrangement	Q	\$4,706,509	\$0	\$3,854,499	\$8,561,008	7/1/2021	6/30/2024	\$27,588,937	\$8,561,008	\$19,027,929
Department of Development Services	CW RESOURCES INC	21DDS0044RD	Day Support Options	Q	\$8,709,703	\$0	\$0	\$8,709,703	7/1/2021	6/30/2024	\$27,614,678	\$8,709,703	\$18,904,975
Department of Development Services	THE ARC OF LITCHFIELD COUNTY INC	17DDS0231RD	Day Support Options	Q	\$497,230	\$0	\$94,644	\$591,874	7/1/2017	6/30/2021	\$27,756,720	\$22,362,010	\$5,394,710
Department of Development Services	RESOURCES FOR HUMAN DEVELOPMENT INC	21DDS0102RD	Day Support Options	Q	\$1,586,016	\$0	\$7,686,508	\$9,272,524	7/1/2021	6/30/2024	\$27,872,368	\$9,272,524	\$18,599,844
Department of Development Services	BRISTOL ADULT RESOURCE CENTER INC	21DDS0024RD	Community Living Arrangement	Q	\$3,456,179	\$0	\$4,713,646	\$8,169,825	7/1/2021	6/30/2024	\$28,325,188	\$8,169,825	\$20,155,363
Department of Development Services	KENCREST SERVICES	17DDS0197RD	Day Support Options	Q	\$40,102	\$0	\$295,457	\$335,559	7/1/2017	6/30/2021	\$28,488,257	\$25,392,116	\$3,096,141
Department of Development Services	ASPIRE LIVING & LEARNING INC	21DDS0018RD	Behavior Supports,	Q	\$1,166,118	\$0	\$8,657,600	\$9,823,718	7/1/2021	6/30/2024	\$28,713,964	\$9,823,718	\$18,890,246
Department of Development Services	SARAH SENECA RESIDENTIAL SERV	17DDS0257RD	Day Support Options	Q	\$24,960	\$0	\$421,594	\$446,554	7/1/2017	6/30/2021	\$29,468,242	\$26,183,813	\$3,284,429
Department of Development Services	CLASP HOMES INC	17DDS0181RD	Day Support Options	Q	\$97,560	\$0	\$521,963	\$619,523	7/1/2017	6/30/2021	\$30,057,381	\$26,530,046	\$3,527,335
Department of Development Services	MARCH INC OF MANCHESTER	17DDS0235RD	Day Support Options	Q	\$26,706	\$0	\$416,955	\$443,661	7/1/2017	6/30/2021	\$30,180,509	\$27,232,599	\$2,947,910
Department of Development Services	ALTERNATIVE SERVICES CONNECTICUT INC	21DDS0010RD	Behavior Supports, Clinical	Q	\$548,378	\$0	\$8,698,962	\$9,247,340	7/1/2021	6/30/2024	\$30,267,316	\$9,247,340	\$21,019,976
Department of Development Services	HORIZONS PROGRAMS INC	21DDS0069RD	Community Living Arrangement	Q	\$5,603,344	\$0	\$4,178,571	\$9,781,915	7/1/2021	6/30/2024	\$31,761,282	\$9,781,915	\$21,979,367
Department of Development Services	CORPORATION FOR PUBLIC MANAGEMENT	17DDS0190RD	Day Support Options	Q	\$289,217	\$0	\$177,645	\$466,862	7/1/2017	6/30/2021	\$31,976,606	\$27,490,406	\$4,486,200
Department of Development Services	MARC COMMUNITY RESOURCES LTD	17DDS0233RD	Day Support Options	Q	\$440,132	\$0	\$55,140	\$495,272	7/1/2017	6/30/2021	\$32,328,457	\$27,614,728	\$4,713,729
Department of Development Services	SARAH TUXIS RESIDENTIAL SERVICES INC	21DDS0108RD	Community Living Arrangement	Q	\$1,654,764	\$0	\$9,199,513	\$10,854,277	7/1/2021	6/30/2024	\$33,020,965	\$10,854,277	\$22,166,688
Department of Development Services	ADELBROOK COMMUNITY SERVICES INC	17DDS0184RD	Individualized Home Supports	Q	\$143,380	\$0	\$209,125	\$352,505	7/1/2017	6/30/2021	\$33,237,767	\$28,731,662	\$4,506,105
Department of Development Services	DUNGARVIN CONNECTICUT LLC	21DDS0046RD	Community Living Arrangement	Q	\$1,372,963	\$0	\$8,570,045	\$9,943,008	7/1/2021	6/30/2024	\$33,568,341	\$9,943,008	\$23,625,333
Department of Development Services	HART UNITED INC	17DDS0217RD	Day Support Options	Q	\$49,989	\$0	\$711,310	\$761,299	7/1/2017	6/23/2021	\$33,861,139	\$30,085,973	\$3,775,166
Department of Development Services	CCARC INC	21DDS0029RD	Behavior Supports,Clinical	Q	\$3,889,341	\$0	\$7,405,171	\$11,294,512	7/1/2021	6/30/2024	\$33,908,705	\$11,294,512	\$22,614,193
Department of Development Services	BRISTOL ADULT RESOURCE CENTER INC	17DDS0167RD	Day Support Options	Q	\$252,450	\$0	\$367,338	\$619,788	7/1/2017	6/30/2021	\$36,904,566	\$29,411,672	\$7,492,894
Department of Development Services	MARC INC OF MANCHESTER	21DDS0083RD	Community Living Arrangement	Q	\$6,750,994	\$0	\$5,034,806	\$11,785,800	7/1/2021	6/30/2024	\$36,916,302	\$11,785,800	\$25,130,502
Department of Development Services	RESOURCES FOR HUMAN DEVELOPMENT INC	17DDS0254RD	Day Support Options	Q	\$55,890	\$0	\$547,766	\$603,655	7/1/2017	6/30/2021	\$37,822,892	\$34,094,972	\$3,727,920
Department of Development Services	ST VINCENT'S SPECIAL NEEDS CENTER INC	17DDS0264RD	Day Support Options	Q	\$204,190	\$0	\$490,555	\$694,745	7/1/2017	6/30/2021	\$38,902,556	\$34,691,197	\$4,211,359
Department of Development Services	HORIZONS PROGRAMS INC	17DDS0220RD	Day Support Options	Q	\$586,740	\$0	\$269,528	\$856,267	7/1/2017	6/30/2021	\$38,960,249	\$34,886,552	\$4,073,697
Department of Development Services	HARC INC	21DDS0065RD	Community Living Arrangement	Q	\$6,046,944	\$0	\$6,827,142	\$12,874,086	7/1/2021	6/30/2024	\$39,262,550	\$12,874,086	\$26,388,464
Department of Development Services	STAR INC LIGHTING THE WAY	21DDS0114RD	Community Living Arrangement	Q	\$4,418,442	\$0	\$7,509,524	\$11,927,966	7/1/2021	6/30/2024	\$40,045,809	\$11,927,966	\$28,117,843
Department of Development Services	DUNGARVIN CONNECTICUT LLC	17DDS0192RD	Day Support Options	Q	\$90,985	\$0	\$888,446	\$979,431	7/1/2017	6/30/2021	\$40,989,574	\$36,334,057	\$4,655,517
Department of Development Services	ALTERNATIVE SERVICES CONNECTICUT INC	17DDS0155RD	Day Support Options	Q	\$28,056	\$0	\$514,123	\$542,179	7/1/2017	6/30/2021	\$40,993,032	\$36,532,984	\$4,460,048
Department of Development Services	JOURNEY FOUND INC	21DDS0074RD	Community Living Arrangements	Q	\$1,399,153	\$0	\$11,118,854	\$12,518,007	7/1/2021	6/30/2024	\$41,098,603	\$12,518,007	\$28,580,596
Department of Development Services	ASPIRE LIVING & LEARNING INC	17DDS0224RD	Day Support Options	Q	\$35,382	\$0	\$403,514	\$438,896	7/1/2017	6/30/2021	\$41,102,770	\$35,214,569	\$5,888,201
Department of Development Services	THE ARC OF THE FARMINGTON VALLEY INC	21DDS0118RD	Behavior Supports, Clinical	Q	\$7,303,952	\$0	\$5,748,360	\$13,052,311	7/1/2021	6/30/2024	\$41,617,372	\$13,052,311	\$28,565,061
Department of Development Services	SARAH TUXIS RESIDENTIAL SERVICES INC	17DDS0258RD	Day Support Options	Q	\$25,242	\$0	\$730,047	\$755,289	7/1/2017	6/30/2021	\$42,072,463	\$37,135,956	\$4,936,507
Department of Development Services	MIDSTATE ARC INC	21DDS0086RD	Behavior Supports, Clinical	Q	\$5,803,924	\$0	\$8,292,157	\$14,096,081	7/1/2021	6/30/2024	\$42,608,069	\$14,096,081	\$28,511,988



Agency	Supplier Name	Contract ID #	Contract Description	Competitive	Payments				Terms				
					General Fund	Federal Fund	Other Fund	Total FY 2022	Contract Begin Date	Contract Expire Date	Cumulative Contract Total Amount	Cumulative Contract Payments	Cumulative Contract Balance Remaining
Department of Development Services	CW RESOURCES INC	17DDS0194RD	Day Support Options	Q	\$646,051	\$0	\$0	\$646,051	7/1/2017	6/30/2021	\$45,750,780	\$35,287,755	\$10,463,025
Department of Development Services	ICES INC	21DDS0071RD	Clinical Behavior Supports	Q	\$3,935,995	\$0	\$10,816,887	\$14,752,881	7/1/2021	6/30/2024	\$45,763,912	\$14,752,881	\$31,011,031
Department of Development Services	ABILITY BEYOND DISABILITY INC	21DDS0034RD	Clinical Behavioral Supports	Q	\$5,296,559	\$0	\$8,915,647	\$14,212,206	7/1/2021	6/30/2024	\$45,784,763	\$14,212,206	\$31,572,557
Department of Development Services	CCARC INC	17DDS0177RD	Day Support Options	Q	\$253,960	\$0	\$437,137	\$691,097	7/1/2017	6/30/2021	\$47,760,287	\$41,614,221	\$6,146,066
Department of Development Services	CONTINUUM OF CARE INC	21DDS0042RD	Behavior Supports, Clinical	Q	\$1,763,766	\$0	\$11,796,522	\$13,560,288	7/1/2021	6/30/2024	\$48,119,947	\$13,560,288	\$34,559,659
Department of Development Services	MARC INC OF MANCHESTER	17DDS0234RD	Day Support Options	Q	\$389,711	\$0	\$399,746	\$789,457	7/1/2017	6/30/2021	\$48,495,319	\$40,812,219	\$7,683,100
Department of Development Services	THE ARC OF THE FARMINGTON VALLEY INC	17DDS0158RD	Day Support Options	Q	\$663,684	\$0	\$372,996	\$1,036,680	7/1/2017	6/30/2021	\$48,907,359	\$44,125,329	\$4,782,030
Department of Development Services	PRIMECARE INC	21DDS0100RD	Community Living Arrangement	Q	\$4,916,809	\$0	\$11,710,519	\$16,627,328	7/1/2021	6/30/2024	\$49,195,769	\$16,627,328	\$32,568,441
Department of Development Services	THE CARING COMMUNITY OF CONNECTICUT INC	21DDS0027RD	Community Living Arrangement	Q	\$3,349,593	\$0	\$12,817,198	\$16,166,791	7/1/2021	6/30/2024	\$51,878,454	\$16,166,791	\$35,711,663
Department of Development Services	STAR INC LIGHTING THE WAY	17DDS0265RD	Day Support Options	Q	\$380,006	\$0	\$604,697	\$984,703	7/1/2017	6/30/2021	\$51,924,128	\$44,504,325	\$7,419,804
Department of Development Services	SUNRISE NORTHEAST INC	21DDS0115RD	Community Living Arrangements	Q	\$2,301,044	\$0	\$13,223,024	\$15,524,068	7/1/2021	6/30/2024	\$52,847,989	\$15,524,068	\$37,323,921
Department of Development Services	JOURNEY FOUND INC	17DDS0215RD	Day Support Options	Q	\$57,374	\$0	\$543,640	\$601,014	7/1/2017	6/30/2021	\$53,001,697	\$47,541,115	\$5,460,582
Department of Development Services	VINFEN CORPORATION OF CONNECTICUT INC	21DDS0125RD	Behavior Supports, Clinical	Q	\$2,824,821	\$0	\$14,458,057	\$17,282,877	7/1/2021	6/30/2024	\$53,896,126	\$17,282,877	\$36,613,249
Department of Development Services	HARC INC	17DDS0211RD	Day Support Options	Q	\$447,249	\$0	\$454,431	\$901,680	7/1/2017	6/30/2021	\$54,498,578	\$47,254,133	\$7,244,445
Department of Development Services	CONTINUUM OF CARE INC	17DDS0189RD	Day Support Options	Q	\$95,883	\$0	\$1,448,875	\$1,544,758	7/1/2017	6/30/2021	\$55,225,195	\$47,129,192	\$8,096,003
Department of Development Services	ICES INC	17DDS0222RD	Day Support Options	Q	\$203,892	\$0	\$878,460	\$1,082,353	7/1/2017	6/30/2021	\$55,543,205	\$49,321,455	\$6,221,750
Department of Development Services	MIDSTATE ARC INC	17DDS0160RD	Day Support Options	Q	\$331,319	\$0	\$382,820	\$714,139	7/1/2017	6/30/2021	\$55,876,478	\$48,066,940	\$7,809,538
Department of Development Services	ABILITY BEYOND DISABILITY INC	17DDS0143RD	Day Support Options	Q	\$396,681	\$0	\$442,098	\$838,778	7/1/2017	6/30/2021	\$57,926,188	\$52,369,420	\$5,556,768
Department of Development Services	ABILIS INC	21DDS0001RD	Clinical Behavioral Supports	Q	\$6,317,144	\$0	\$12,265,128	\$18,582,272	7/1/2021	6/30/2024	\$58,326,755	\$18,582,272	\$39,744,483
Department of Development Services	THE ARC EASTERN CONNECTICUT	21DDS0012RD	Behavior Supports, Clinical	Q	\$6,029,271	\$0	\$12,516,774	\$18,546,045	7/1/2021	6/30/2024	\$59,794,196	\$18,546,045	\$41,248,151
Department of Development Services	COMMUNITY SYSTEMS INC	21DDS0038RD	Clinical Behavioral Supports	Q	\$3,166,243	\$0	\$16,459,315	\$19,625,558	7/1/2021	6/30/2024	\$61,467,588	\$19,625,558	\$41,842,030
Department of Development Services	ABILIS INC	17DDS0140RD	Day Support Options	Q	\$658,379	\$0	\$775,938	\$1,434,317	7/1/2017	6/30/2021	\$62,530,934	\$57,670,025	\$4,860,909
Department of Development Services	PRIMECARE INC	17DDS0251RD	Day Support Options	Q	\$208,642	\$0	\$1,040,283	\$1,248,925	7/1/2017	6/30/2021	\$67,034,287	\$60,042,298	\$6,991,989
Department of Development Services	THE ARC EASTERN CONNECTICUT	17DDS0161RD	Day Support Options	Q	\$380,400	\$0	\$748,039	\$1,128,439	7/1/2017	6/30/2021	\$67,203,451	\$57,165,072	\$10,038,379
Department of Development Services	WHOLE LIFE INC	21DDS0129RD	Community Living Arrangement	Q	\$4,118,580	\$0	\$16,480,672	\$20,599,253	7/1/2021	6/30/2024	\$68,803,995	\$20,599,253	\$48,204,742
Department of Development Services	NETWORK INC	21DDS0089RD	Behavior Supports, Clinical	Q	\$3,673,776	\$0	\$17,455,404	\$21,129,180	7/1/2021	6/30/2024	\$69,548,331	\$21,129,180	\$48,419,151
Department of Development Services	THE CARING COMMUNITY OF CONNECTICUT INC	17DDS0175RD	Day Support Options	Q	\$27,404	\$0	\$1,137,094	\$1,164,499	7/1/2017	6/30/2021	\$69,850,698	\$61,974,673	\$7,876,025
Department of Development Services	KEY HUMAN SERVICES INC	21DDS0077RD	Behavior Supports, Clinical	Q	\$1,646,193	\$0	\$22,150,461	\$23,796,654	7/1/2021	6/30/2024	\$70,124,328	\$23,796,654	\$46,327,674
Department of Development Services	SUNRISE NORTHEAST INC	17DDS0266RD	Day Support Options	Q	\$133,203	\$0	\$1,078,393	\$1,211,596	7/1/2017	6/30/2021	\$70,530,554	\$63,688,477	\$6,842,077
Department of Development Services	VINFEN CORPORATION OF CONNECTICUT INC	17DDS0277RD	Day Support Options	Q	\$216,012	\$0	\$1,241,647	\$1,457,659	7/1/2017	6/30/2021	\$72,194,430	\$64,175,795	\$8,018,635
Department of Development Services	MOSAIC	17DDS0238RD	Day Support Options	Q	\$102,369	\$0	\$1,644,017	\$1,746,386	7/1/2017	6/30/2021	\$73,533,153	\$66,486,587	\$7,046,566
Department of Development Services	THE KENNEDY CENTER INC	21DDS0076RD	Clinical Behavior Supports	Q	\$12,517,986	\$0	\$9,910,411	\$22,428,397	7/1/2021	6/30/2024	\$78,466,336	\$22,428,397	\$56,037,939
Department of Development Services	NETWORK INC	17DDS0246RD	Day Support Options	Q	\$120,996	\$0	\$1,400,672	\$1,521,668	7/1/2017	6/30/2021	\$79,286,240	\$68,213,346	\$11,072,894
Department of Development Services	MARRAKECH INC	21DDS0085RD	Clinical Behavior Supports	Q	\$1,133,740	\$0	\$3,367,989	\$4,501,729	7/1/2021	6/30/2024	\$80,269,980	\$4,501,729	\$75,768,251
Department of Development Services	MARRAKECH HOUSING OPTIONS INC	21DDS0140RD	Clinical Behavior Supports	Q	\$5,688,667	\$0	\$16,146,325	\$21,834,993	9/3/2021	6/30/2024	\$81,819,980	\$21,834,993	\$59,984,987



Agency	Supplier Name	Contract ID #	Contract Description	Competitive	Payments				Terms				
					General Fund	Federal Fund	Other Fund	Total FY 2022	Contract Begin Date	Contract Expire Date	Cumulative Contract Total Amount	Cumulative Contract Payments	Cumulative Contract Balance Remaining
Department of Development Services	MOSAIC	21DDS0088RD	Community Living Arrangement	Q	\$3,081,696	\$0	\$22,158,570	\$25,240,265	7/1/2021	6/30/2024	\$82,121,335	\$25,240,265	\$56,881,070
Department of Development Services	COMMUNITY SYSTEMS INC	17DDS0186RD	Day Support Options	Q	\$74,267	\$0	\$1,709,522	\$1,783,789	7/1/2017	6/30/2021	\$83,650,768	\$75,562,355	\$8,088,413
Department of Development Services	RMS DEVELOPMENT INC	21DDS0103RD	Emergency Transitional Housing	Y	\$2,122,751	\$0	\$23,746,731	\$25,869,483	7/1/2021	6/30/2024	\$87,923,417	\$25,869,483	\$62,053,934
Department of Development Services	WHOLE LIFE INC	17DDS0281RD	Day Support Options	Q	\$159,632	\$0	\$1,531,498	\$1,691,129	7/1/2017	6/30/2021	\$90,495,738	\$79,048,162	\$11,447,576
Department of Development Services	KEY HUMAN SERVICES INC	17DDS0229RD	Day Support Options	Q	\$73,294	\$0	\$1,545,680	\$1,618,973	7/1/2017	6/30/2021	\$92,216,524	\$82,037,128	\$10,179,396
Department of Development Services	MARRAKECH HOUSING OPTIONS INC	17DDS0236RD	Day Support Options	Q	\$584,714	\$0	\$1,167,416	\$1,752,130	7/1/2017	6/30/2021	\$102,626,708	\$91,046,717	\$11,579,991
Department of Development Services	COMMUNITY RESIDENCES INC	21DDS0036RD	Behavior Supports, Clinical	Q	\$5,525,077	\$0	\$26,390,620	\$31,915,697	7/1/2021	6/30/2024	\$104,549,879	\$31,915,697	\$72,634,182
Department of Development Services	RMS DEVELOPMENT INC	17DDS0256RD	Day Support Options	Q	\$106,648	\$0	\$2,258,346	\$2,364,994	7/1/2017	6/30/2021	\$104,556,524	\$92,963,114	\$11,593,411
Department of Development Services	THE KENNEDY CENTER INC	17DDS0228RD	Day Support Options	Q	\$1,184,771	\$0	\$104,694	\$1,289,464	7/1/2017	6/30/2021	\$106,218,979	\$94,063,079	\$12,155,900
Department of Development Services	THE CONNECTICUT INSTITUTE FOR THE BLIND	21DDS0041RD	Clinical Response Team	Y	\$6,270,373	\$0	\$30,110,293	\$36,380,666	7/1/2021	6/30/2024	\$121,957,173	\$36,380,666	\$85,576,507
Department of Development Services	COMMUNITY RESIDENCES INC	17DDS0183RD	Day Support Options	Q	\$411,585	\$0	\$1,758,775	\$2,170,360	7/1/2017	6/30/2021	\$133,913,109	\$116,287,612	\$17,625,497
Department of Development Services	THE CONNECTICUT INSTITUTE FOR THE BLIND	17DDS0188RD	Day Support Options	Q	\$289,688	\$0	\$2,860,608	\$3,150,296	7/1/2017	6/30/2021	\$178,246,104	\$152,689,798	\$25,556,306
Total	284				\$296,924,416	\$0	\$633,291,022	\$930,215,438			\$6,518,726,364	\$4,038,928,624	\$2,479,797,740
Department of Housing	NOANK COMMUNITY SUPPORT SERVICES INC	21DOH0903JK	Youth Navigator	E	\$7,210	\$0	\$0	\$7,210	12/1/2021	11/30/2022	\$11,330	\$7,210	\$4,120
Department of Housing	THE HOUSING COLLECTIVE INC	21DOH0911CT	line 1	E	\$7,450	\$0	\$0	\$7,450	12/1/2021	11/30/2022	\$11,707	\$7,450	\$4,257
Department of Housing	COLUMBUS HOUSE INC	21DOH0911AO	Line 1	E	\$8,130	\$0	\$0	\$8,130	12/1/2021	11/30/2022	\$12,775	\$8,130	\$4,645
Department of Housing	JOURNEY HOME INC	21DOH0911YG	21DOH0911YG Youth Nav.	Y	\$20,911	\$0	\$0	\$20,911	12/1/2021	11/30/2022	\$32,860	\$20,911	\$11,949
Department of Housing	THE ACCESS AGENCY INC	21DOH0901AB	21DOH0901AB YHDP	N	\$4,083	\$23,333	\$0	\$27,416	12/1/2021	11/30/2022	\$47,000	\$27,416	\$19,584
Department of Housing	TVCCA INC	22DOH1001CX	22DOH1001CX EHV	Y	\$0	\$24,900	\$0	\$24,900	1/1/2022	12/31/2023	\$74,700	\$24,900	\$49,800
Department of Housing	WOMEN AND FAMILIES CENTER	20DOH0701CT	20DOH0701CT Youth Homeless 21	N	\$25,000	\$0	\$0	\$25,000	11/15/2020	6/30/2023	\$75,000	\$50,000	\$25,000
Department of Housing	TOVAH INC	19DOH0003PS	Consulting Services - Technical Assistance, Training and Support to 21DOH0101BF-Food Pantry	Y	\$0	\$0	\$15,876	\$15,876	5/1/2019	9/30/2021	\$75,275	\$74,700	\$575
Department of Housing	HANDS ON HARTFORD INC	21DOH0101BF		N	\$0	\$50,000	\$0	\$50,000	1/1/2022	12/31/2022	\$100,000	\$50,000	\$50,000
Department of Housing	PRUDENCE CRANDALL CENTER INC	19DOH0101VN	19DOH0101VN-ESS	N	\$6,366	\$19,097	\$0	\$25,462	7/1/2019	6/30/2023	\$101,848	\$76,386	\$25,462
Department of Housing	ALWAYS HOME INC	20DOH0202RY	20DOH0202RY-EvictionPrevention	N	\$0	\$62,219	\$0	\$62,219	10/1/2020	9/30/2022	\$102,039	\$102,039	\$0
Department of Housing	THE SALVATION ARMY	21DOH0903HA	21DOH0903HA-YHDP	Y	\$21,097	\$39,678	\$0	\$60,775	12/1/2021	11/30/2022	\$104,186	\$60,775	\$43,411
Department of Housing	NEW REACH INC	21DOH0901CC	21DOH0901CC COC RRH	Y	\$0	\$65,655	\$0	\$65,655	12/1/2021	11/30/2022	\$112,552	\$65,655	\$46,897
Department of Housing	COMMUNITY HEALTH RESOURCES INC	21DOH0911AQ	21DOH0911AQ COC RRH	Y	\$0	\$67,230	\$0	\$67,230	12/1/2021	11/30/2022	\$115,252	\$67,230	\$48,022
Department of Housing	COLUMBUS HOUSE INC	21DOH0921AO	21DOH0921AO COC RRH	Y	\$0	\$71,346	\$0	\$71,346	12/1/2021	11/30/2022	\$122,308	\$71,346	\$50,962
Department of Housing	AMERINAT	21DOH0503HY	21DOH0503HY-UniteCT II	N	\$0	\$20,160	\$0	\$20,160	3/15/2021	12/31/2021	\$125,000	\$20,160	\$104,840
Department of Housing	NEIGHBORHOOD HOUSING SERVICES OF	21DOH0503HS	21DOH0503HS	N	\$0	\$75,000	\$0	\$75,000	3/8/2021	12/31/2021	\$125,000	\$125,000	\$0
Department of Housing	NEIGHBORHOOD HOUSING SERVICES OF	21DOH0513HS	21DOH0513HS-UniteCT Level II	N	\$0	\$4,800	\$0	\$4,800	3/15/2021	12/31/2021	\$125,000	\$4,800	\$120,200
Department of Housing	URBAN LEAGUE OF SOUTHERN CONNECTICUT INC	21DOH0513GA	21DOH0513GAUrbLeaofSCTTUnLevII	N	\$0	\$26,850	\$0	\$26,850	3/15/2021	12/31/2022	\$125,000	\$26,850	\$98,150
Department of Housing	COLUMBUS HOUSE INC	20DOH0941AO	20DOH0941AO-RRH Probation state 20	N	\$19,000	\$0	\$0	\$19,000	8/1/2020	6/30/2022	\$130,000	\$84,000	\$46,000
Department of Housing	COMMUNITY HEALTH RESOURCES INC	21DOH0901AQ	21DOH0901AQ YHDP	Y	\$40,833	\$40,833	\$0	\$81,666	12/1/2021	11/30/2022	\$140,000	\$81,666	\$58,334
Department of Housing	THAMES RIVER COMMUNITY SERVICE INC	21DOH0901CW	21DOH0901CW YHDP	Y	\$36,829	\$48,213	\$0	\$85,042	12/1/2021	11/30/2022	\$145,785	\$85,042	\$60,744



Agency	Supplier Name	Contract ID #	Contract Description	Competitive	Payments				Terms				
					General Fund	Federal Fund	Other Fund	Total FY 2022	Contract Begin Date	Contract Expire Date	Cumulative Contract Total Amount	Cumulative Contract Payments	Cumulative Contract Balance Remaining
Department of Housing	COLUMBUS HOUSE INC	21DOH0901AO	21DOH0901AO YHDP	Y	\$24,427	\$63,907	\$0	\$88,334	12/1/2021	11/30/2022	\$151,429	\$88,334	\$63,095
Department of Housing	WINDHAM REGIONAL COMMUNITY COUNCIL INC	18DOH0701CO	18DOH0701CO-PSH	N	\$31,442	\$0	\$0	\$31,442	7/1/2018	6/30/2023	\$157,210	\$125,768	\$31,442
Department of Housing	NEW OPPORTUNITIES INC	20DOH0201CE	20DOH0201CE Evictionprevention	N	\$0	\$129,589	\$0	\$129,589	10/1/2020	9/30/2022	\$165,316	\$165,316	\$0
Department of Housing	KW CONSULTANTS LLC	19DOH0002PS	Consulting Services- CDBG Small Cities	Y	\$0	\$31,675	\$0	\$31,675	4/15/2019	3/31/2023	\$166,500	\$100,855	\$65,645
Department of Housing	BRIDGEPORT NEIGHBORHOOD TRUST INC	21DOH0502HP	21DOH0503HP-UniteCT Level I	N	\$0	\$135,000	\$0	\$135,000	3/8/2021	12/31/2022	\$185,000	\$185,000	\$0
Department of Housing	CAPITAL FOR CHANGE INC	21DOH0503HQ	21DOH0503HQ-UniteCT Level I	N	\$0	\$135,000	\$0	\$135,000	3/8/2021	12/31/2022	\$185,000	\$185,000	\$0
Department of Housing	COMMUNITY RENEWAL TEAM INC	21DOH0501AS	21DOH0501AS UniteCT Level I	N	\$0	\$135,000	\$0	\$135,000	3/8/2021	12/31/2022	\$185,000	\$185,000	\$0
Department of Housing	MUTUAL HOUSING ASSOCIATION OF GREATER	21DOH0503HW	21DOH0503HW MHAofGr.Hartford	N	\$0	\$135,000	\$0	\$135,000	3/8/2021	12/31/2022	\$185,000	\$185,000	\$0
Department of Housing	MUTUAL HOUSING ASSOCIATION OF SOUTH	21DOH0502VY	21DOH0502VY-UniteCT Level I	N	\$0	\$135,000	\$0	\$135,000	3/8/2021	12/31/2022	\$185,000	\$185,000	\$0
Department of Housing	URBAN LEAGUE OF SOUTHERN CONNECTICUT INC	21DOH0503GA	21DOH0503GA Unite CT Lev.1	N	\$0	\$135,000	\$0	\$135,000	3/8/2021	12/31/2022	\$185,000	\$185,000	\$0
Department of Housing	NEW LONDON HOMELESS HOSPITALITY	21DOH0501CD	21DOH0501CD UniteCT	N	\$0	\$195,000	\$0	\$195,000	6/15/2021	12/31/2022	\$195,000	\$195,000	\$0
Department of Housing	THE ACCESS AGENCY INC	21DOH0501AB	21DOH0501AB UniteCT	N	\$0	\$195,000	\$0	\$195,000	6/15/2021	12/31/2022	\$195,000	\$195,000	\$0
Department of Housing	TVCCA INC	21DOH0501CX	21DOH0501CX UniteCT	N	\$0	\$195,000	\$0	\$195,000	6/15/2021	12/31/2022	\$195,000	\$195,000	\$0
Department of Housing	RELIANCE HEALTH INC	20DOH1101WC	20DOH1101WC-Homeless Outreach	Y	\$0	\$60,000	\$0	\$60,000	12/1/2020	9/30/2022	\$210,000	\$210,000	\$0
Department of Housing	WINDHAM REGIONAL COMMUNITY COUNCIL INC	20DOH0901CO	20DOH0901CO-RRH-CoC	N	\$61,000	\$0	\$0	\$61,000	1/1/2020	6/30/2023	\$213,500	\$152,500	\$61,000
Department of Housing	COLUMBUS HOUSE INC	20DOH0911AO	20DOH0911AO ESG CARES	N	\$0	\$70,000	\$0	\$70,000	6/1/2020	9/30/2022	\$217,000	\$217,000	\$0
Department of Housing	THE ACCESS AGENCY INC	17DOH0901AB	17DOH0901AB-Rapid Rehousing	Y	\$0	\$37,427	\$0	\$37,427	7/1/2017	6/30/2023	\$224,562	\$187,135	\$37,427
Department of Housing	UNITED WAY OF GREATER NEW HAVEN INC	22DOH1001GV	22DOH1001GV EmerHousVou	Y	\$0	\$58,100	\$0	\$58,100	1/1/2022	12/31/2023	\$232,400	\$58,100	\$174,300
Department of Housing	NEW REACH INC	19DOH0701CC	19DOH0701CC PSH Youth	N	\$60,000	\$0	\$0	\$60,000	9/1/2019	6/30/2023	\$240,000	\$180,000	\$60,000
Department of Housing	COMMUNITY HEALTH RESOURCES INC	21DOH0701AQ	2-26-21 to 6-30-21	N	\$90,000	\$0	\$0	\$90,000	2/26/2021	6/30/2023	\$245,000	\$155,000	\$90,000
Department of Housing	URBAN LEAGUE OF GREATER HARTEFORD INC	21DOH0502BE	21DOH0502BE-UniteCT Level I	N	\$0	\$195,000	\$0	\$195,000	3/8/2021	12/31/2022	\$245,000	\$245,000	\$0
Department of Housing	JOURNEY HOME INC	21DOH1001YG	21DOH1001YG CAN CARES Act	Y	\$0	\$265,300	\$0	\$265,300	11/8/2021	9/30/2022	\$265,300	\$265,300	\$0
Department of Housing	NEW LONDON HOMELESS HOSPITALITY	20DOH0901CD	20DOH0901CD CoC RRH-2018	N	\$0	\$89,330	\$0	\$89,330	1/1/2020	6/30/2023	\$267,990	\$178,660	\$89,330
Department of Housing	CITY OF DANBURY	19DOH0101AZ	19DOH0101AZ ESS 20	E	\$69,132	\$0	\$0	\$69,132	7/1/2019	6/30/2023	\$276,528	\$207,396	\$69,132
Department of Housing	YOUTH CONTINUUM INC	21DOH0903GP	21DOH0903GP youth homeless	Y	\$44,957	\$119,583	\$0	\$164,540	12/1/2021	11/30/2022	\$282,069	\$164,540	\$117,529
Department of Housing	JOURNEY HOME INC	22DOH1001YG	22DOH1001YG emerg housing	Y	\$0	\$99,600	\$0	\$99,600	1/1/2022	12/31/2023	\$298,800	\$99,600	\$199,200
Department of Housing	NEIGHBORHOOD HOUSING SERVICES OF	21DOH0502LE	21DOH0502LE UniteCT Level I	N	\$0	\$255,000	\$0	\$255,000	3/8/2021	12/31/2022	\$305,000	\$305,000	\$0
Department of Housing	THE WORKPLACE INC	21DOH0502DB	21DOH0502DB Workplace UnCT I	N	\$0	\$255,000	\$0	\$255,000	3/8/2021	12/31/2022	\$305,000	\$305,000	\$0
Department of Housing	NEW LONDON HOMELESS HOSPITALITY	20DOH0911CD	20DOH0911CD - New London COC	N	\$0	\$102,120	\$0	\$102,120	8/1/2020	6/30/2023	\$306,360	\$204,240	\$102,120
Department of Housing	JOURNEY HOME INC	17DOH1002YG	17DOH1002YG-A1 Coordinated Access	Y	\$0	\$53,171	\$0	\$53,171	7/1/2017	6/30/2023	\$319,026	\$265,855	\$53,171
Department of Housing	NEW OPPORTUNITIES INC	19DOH0901CE	19DOH0901CE-RRH	N	\$80,365	\$0	\$0	\$80,365	7/1/2019	6/30/2023	\$328,262	\$241,460	\$86,802
Department of Housing	THE CONNECTION INC	21DOH0901AW	21DOH0901AW YHDP 2020	Y	\$72,917	\$122,500	\$0	\$195,417	12/1/2021	11/30/2022	\$335,000	\$195,417	\$139,583
Department of Housing	HOUSING DEVELOPMENT FUND INC	21DOH0503HU	21DOH0503HU-UniteCT-2	N	\$0	\$191,150	\$0	\$191,150	3/15/2021	12/31/2022	\$338,100	\$191,150	\$146,950
Department of Housing	YWCA HARTFORD REGION INC	18DOH0101DD	18DOH0101DD ESS	N	\$47,322	\$23,454	\$0	\$70,775	10/1/2018	6/30/2023	\$343,115	\$265,429	\$77,686
Department of Housing	FRIENDSHIP SERVICE CENTER INC	18DOH0701BC	18DOH0701BC-PSH	N	\$34,584	\$34,584	\$0	\$69,168	7/1/2018	6/30/2023	\$345,840	\$276,672	\$69,168



Agency	Supplier Name	Contract ID #	Contract Description	Competitive	Payments				Terms				
					General Fund	Federal Fund	Other Fund	Total FY 2022	Contract Begin Date	Contract Expire Date	Cumulative Contract Total Amount	Cumulative Contract Payments	Cumulative Contract Balance Remaining
Department of Housing	ALLIANCE FOR LIVING INC	18DOH0301AD	18DOH0301AD-HOPWA	Y	\$36,871	\$38,679	\$0	\$75,550	7/1/2018	6/30/2023	\$365,336	\$291,594	\$73,742
Department of Housing	ADVANCING CONNECTICUT TOGETHER INC	20DOH0921AA	20DOH0921AA RRH Probation 21	N	\$262,000	\$0	\$0	\$262,000	8/1/2020	6/30/2022	\$374,000	\$374,000	\$0
Department of Housing	THE SALVATION ARMY	17DOH0901CM	17DOH0901CM-Shelter Diversion A1	Y	\$61,802	\$0	\$0	\$61,802	7/1/2017	6/30/2023	\$374,639	\$307,908	\$66,731
Department of Housing	CATHOLIC CHARITIES OF FAIRFIELD COUNTY	19DOH0601AI	19DOH0601AI-AID	N	\$95,050	\$0	\$0	\$95,050	7/1/2019	6/30/2023	\$387,804	\$285,150	\$102,654
Department of Housing	UNITED WAY OF GREATER NEW HAVEN INC	21DOH1001GV	21DOH1001GV CAN	N	\$0	\$412,500	\$0	\$412,500	5/1/2021	9/30/2022	\$412,500	\$412,500	\$0
Department of Housing	MERCY HOUSING & SHELTER CORPORATION	20DOH0901BX	20DOH0901BX COC RRH	N	\$0	\$140,203	\$0	\$140,203	8/1/2020	6/30/2023	\$420,609	\$280,406	\$140,203
Department of Housing	TVCCA INC	20DOH1011CX	20DOH1011CX-CAN	N	\$0	\$215,642	\$0	\$215,642	12/1/2020	9/30/2022	\$431,284	\$431,284	\$0
Department of Housing	MERCY HOUSING & SHELTER CORPORATION	21DOH0901BX	21DOH0901BX RRH Probation	N	\$20,000	\$0	\$0	\$20,000	7/1/2021	6/30/2024	\$440,000	\$20,000	\$420,000
Department of Housing	MY SISTERS PLACE INC	17DOH0701CB	17DOH0701CB-Supportive housing	N	\$76,231	\$0	\$0	\$76,231	7/1/2017	6/30/2023	\$459,673	\$383,442	\$76,231
Department of Housing	CHEMICAL ABUSE SERVICES AGENCY INC	18DOH0601AK	18DOH0601AK-AIDS	N	\$94,383	\$0	\$0	\$94,383	8/1/2018	6/30/2023	\$461,022	\$366,639	\$94,383
Department of Housing	TVCCA INC	20DOH0901CX	20DOH0901CX ESG CARES	N	\$0	\$307,500	\$0	\$307,500	6/1/2020	9/30/2022	\$465,000	\$465,000	\$0
Department of Housing	THE ACCESS AGENCY INC	17DOH1001AB	17DOH1001AB-Coordinated Access	Y	\$80,199	\$0	\$0	\$80,199	11/1/2017	6/30/2023	\$467,142	\$380,796	\$86,346
Department of Housing	MENTAL HEALTH CONNECTICUT INC	17DOH1002WT	17DOH1002WT A1-Coordinated Access	N	\$80,736	\$0	\$0	\$80,736	10/1/2017	6/30/2023	\$469,862	\$382,944	\$86,918
Department of Housing	LIBERTY COMMUNITY SERVICES INC	18DOH0701BV	18DOH0701BV-PSH	N	\$94,320	\$0	\$0	\$94,320	7/1/2018	6/30/2023	\$471,600	\$377,280	\$94,320
Department of Housing	TVCCA INC	21DOH1011CX	state	Y	\$293,534	\$18,075	\$0	\$311,609	11/1/2021	6/30/2023	\$473,534	\$311,609	\$161,925
Department of Housing	WINDHAM REGIONAL COMMUNITY COUNCIL INC	16DOH0901CO	16DOH0901CO-Rapid Rehousing	Y	\$68,461	\$0	\$0	\$68,461	7/1/2016	6/30/2023	\$478,690	\$410,075	\$68,615
Department of Housing	CAPITAL FOR CHANGE INC	21DOH0513HQ	21DOH0513HQ-UniteCT Level II	N	\$0	\$263,841	\$0	\$263,841	3/15/2021	12/31/2022	\$479,290	\$268,641	\$210,649
Department of Housing	NEW REACH INC	22DOH0101CC	22DOH0101CC ESS	N	\$0	\$55,555	\$0	\$55,555	2/1/2022	12/31/2026	\$500,000	\$55,555	\$444,445
Department of Housing	PACIFIC HOUSE INC	21DOH0101CN	21DOH0101CN ESS Hotel	N	\$450,000	\$0	\$0	\$450,000	5/1/2021	9/30/2022	\$504,000	\$450,000	\$54,000
Department of Housing	NEW REACH INC	20DOH0901CC	20DOH0901CC ESG CARES	N	\$0	\$348,500	\$0	\$348,500	6/1/2020	9/30/2022	\$527,000	\$527,000	\$0
Department of Housing	NEW OPPORTUNITIES INC	17DOH1001CE	17DOH1001CE-Coordinated Access	N	\$90,683	\$0	\$0	\$90,683	11/1/2017	6/30/2023	\$531,233	\$430,232	\$101,001
Department of Housing	ADVANCING CONNECTICUT TOGETHER INC	22DOH0901AA	22DOH0901AA RRH Comm. Coll	Y	\$300,000	\$0	\$0	\$300,000	2/1/2022	6/30/2023	\$600,000	\$300,000	\$300,000
Department of Housing	NORTHWESTERN CONNECTICUT YMCA INC	15DOH0101CF	Emergency Shelter Program	Y	\$59,154	\$15,999	\$0	\$75,152	7/1/2015	6/30/2023	\$604,614	\$529,463	\$75,151
Department of Housing	ADVANCING CONNECTICUT TOGETHER INC	20DOH0941AA	20DOH0941AA-COC RRH	N	\$0	\$607,644	\$0	\$607,644	12/1/2020	11/30/2021	\$607,644	\$607,644	\$0
Department of Housing	FAMILY & CHILDRENS AGENCY INC	17DOH0001JT	17DOH0001JT - supp. housing	N	\$100,064	\$0	\$0	\$100,064	7/1/2017	6/30/2023	\$608,223	\$500,156	\$108,067
Department of Housing	COMMUNITY HEALTH RESOURCES INC	20DOH0901AQ	20DOH0901AQ-ESG CARES	N	\$0	\$288,750	\$0	\$288,750	6/1/2020	5/18/2022	\$630,000	\$630,000	\$0
Department of Housing	COMMUNITY HEALTH RESOURCES INC	19DOH0601AQ	19DOH0601AQ-AIDS	N	\$163,915	\$0	\$0	\$163,915	7/1/2019	6/30/2023	\$643,053	\$479,137	\$163,916
Department of Housing	JOURNEY HOME INC	21DOH0901YG	21DOH0901YG -ESG	N	\$0	\$330,000	\$0	\$330,000	6/14/2021	9/30/2022	\$660,000	\$660,000	\$0
Department of Housing	OP HOPE OF FAIRFIELD INC	19DOH1101CJ	19DOH1101CJ Homeless outreach	N	\$174,824	\$0	\$0	\$174,824	7/1/2019	6/30/2023	\$699,296	\$524,472	\$174,824
Department of Housing	CHRYSLIS CENTER INC	16DOH0601AN	16DOH0601AN-AIDS housing	Y	\$103,493	\$0	\$0	\$103,493	7/1/2016	6/30/2023	\$703,542	\$600,047	\$103,495
Department of Housing	COMMUNITY HEALTH RESOURCES INC	19DOH0901AQ	19DOH0901AQ-CHR RRH 2018	N	\$0	\$176,396	\$0	\$176,396	7/1/2019	6/30/2023	\$705,584	\$529,188	\$176,396
Department of Housing	THAMES RIVER COMMUNITY SERVICE INC	17DOH0801CW	17DOH0801CW-Youth housing	Y	\$122,569	\$0	\$0	\$122,569	7/1/2017	6/30/2023	\$714,392	\$591,263	\$123,129
Department of Housing	YWCA HARTFORD REGION INC	17DOH0701DD	17DOH0701DD-Perm.Supp.Housing	N	\$116,405	\$0	\$0	\$116,405	9/1/2017	6/30/2023	\$718,908	\$582,461	\$136,447
Department of Housing	MY SISTERS PLACE INC	20DOH0501CB	20DOH0501CB Mobilty Counseling 2020	Y	\$100,000	\$300,000	\$0	\$400,000	7/1/2020	6/30/2022	\$800,000	\$800,000	\$0
Department of Housing	THE CONNECTION INC	19DOH0101AW	19DOH0101AW-ESS	N	\$131,604	\$72,823	\$0	\$204,427	7/1/2019	6/30/2023	\$834,062	\$613,281	\$220,781



Agency	Supplier Name	Contract ID #	Contract Description	Competitive	Payments				Terms				
					General Fund	Federal Fund	Other Fund	Total FY 2022	Contract Begin Date	Contract Expire Date	Cumulative Contract Total Amount	Cumulative Contract Payments	Cumulative Contract Balance Remaining
Department of Housing	CONNECTICUT COALITION TO END	21DOH1001AT	21DOH1001AT CIA CAN	N	\$0	\$0	\$850,000	\$850,000	8/1/2021	6/30/2022	\$850,000	\$850,000	\$0
Department of Housing	COLUMBUS HOUSE INC	18DOH0301AO	18DOH0301AO-HOPWA	Y	\$89,231	\$89,231	\$0	\$178,462	7/1/2018	6/30/2023	\$887,735	\$704,848	\$182,887
Department of Housing	AREA CONGREGATIONS TOGETHER INC	19DOH0101AG	19DOH0101AG ESS	N	\$160,210	\$84,564	\$0	\$244,773	7/1/2019	6/30/2023	\$979,092	\$734,319	\$244,773
Department of Housing	CONNECTICUT LEGAL SERVICES INC	21DOH0501FZ	21DOH0501FZ-CLS UniteCT	N	\$0	\$588,737	\$0	\$588,737	3/22/2021	6/30/2022	\$1,000,000	\$922,070	\$77,930
Department of Housing	TVCCA INC	16DOH0901CX	Rapid Rehousing Program	N	\$176,434	\$0	\$0	\$176,434	7/1/2016	6/30/2023	\$1,031,986	\$855,552	\$176,434
Department of Housing	BRIDGEPORT NEIGHBORHOOD TRUST INC	21DOH0513HP	21DOH0513HP-UniteCT Level II	N	\$0	\$726,520	\$0	\$726,520	3/15/2021	12/31/2022	\$1,040,980	\$735,040	\$305,940
Department of Housing	NEIGHBORHOOD HOUSING SERVICES OF	21DOH0503HR	21DOH0503HR UniteCT Level I	N	\$0	\$999,000	\$0	\$999,000	3/8/2021	12/30/2022	\$1,049,000	\$1,049,000	\$0
Department of Housing	THE HOUSING COLLECTIVE INC	20DOH0201CT	20DOH0201CT EvictionPrevention	N	\$0	\$769,786	\$0	\$769,786	10/1/2020	9/30/2022	\$1,079,675	\$877,175	\$202,500
Department of Housing	FAMILY AND CHILDREN'S AID INC	15DOH0101BB	Emergency Shelter Services	Y	\$93,435	\$42,287	\$0	\$135,722	7/1/2015	6/30/2023	\$1,120,293	\$954,219	\$166,074
Department of Housing	FRIENDSHIP SERVICE CENTER INC	19DOH0101BC	19DOH0101BC ESS	N	\$168,505	\$126,664	\$0	\$295,169	7/1/2019	6/30/2023	\$1,139,379	\$815,539	\$323,840
Department of Housing	THE HOUSING COLLECTIVE INC	21DOH0901CT	line 1	Y	\$23,561	\$0	\$554,027	\$577,588	7/1/2021	6/30/2023	\$1,155,176	\$577,588	\$577,588
Department of Housing	ST VINCENT DEPAUL MISSION OF BRISTOL INC	19DOH0101CQ	19DOH0101CQ-ESS	N	\$157,061	\$157,061	\$0	\$314,121	7/1/2019	6/30/2023	\$1,256,484	\$942,363	\$314,121
Department of Housing	HOMES WITH HOPE INC	15DOH0101BK	Emergency Shelter Program	Y	\$80,105	\$78,534	\$0	\$158,638	7/1/2015	6/30/2023	\$1,273,972	\$1,115,333	\$158,639
Department of Housing	UNITED WAY OF GREATER NEW HAVEN INC	17DOH1003GV	17DOH1003GV-Coordinated Access	Y	\$179,092	\$45,000	\$0	\$224,092	7/1/2017	6/30/2023	\$1,274,621	\$1,050,529	\$224,092
Department of Housing	TVCCA INC	19DOH0401CX	2020 19DOH0401CX-CAN,RRH	N	\$305,546	\$0	\$0	\$305,546	7/1/2019	6/30/2023	\$1,287,058	\$981,512	\$305,546
Department of Housing	JOURNEY HOME INC	20DOH1011YG	20DOH1011YG-Cold Weather	N	\$0	\$670,309	\$0	\$670,309	12/14/2020	9/30/2021	\$1,340,617	\$1,340,617	\$0
Department of Housing	CONNECTICUT COALITION TO END	21DOH0101AT	21DOH0101AT-CCEE HMIS state	N	\$727,771	\$13,618	\$0	\$741,389	7/1/2021	6/30/2023	\$1,482,778	\$741,389	\$741,389
Department of Housing	YOUTH CONTINUUM INC	16DOH0003GP	16DOH0003GP Supp. housing	Y	\$114,734	\$99,732	\$0	\$214,466	8/1/2016	7/31/2023	\$1,503,152	\$1,273,414	\$229,738
Department of Housing	COVENANT SHELTER OF NEW LONDON INC	15DOH0101AY	Emergency Shelter Program	Y	\$94,448	\$92,879	\$0	\$187,326	7/1/2015	6/30/2023	\$1,505,234	\$1,317,908	\$187,326
Department of Housing	THE HOUSING COLLECTIVE INC	20DOH0901CT	20DOH0901CT SHW ESG CARES	N	\$0	\$1,153,375	\$0	\$1,153,375	6/1/2020	9/30/2022	\$1,506,000	\$1,506,000	\$0
Department of Housing	JOURNEY HOME INC	21DOH1011YG	21DOH1011YG Cold weather	Y	\$172,064	\$585,000	\$0	\$757,064	12/1/2021	6/30/2023	\$1,514,128	\$757,064	\$757,064
Department of Housing	BETH-EL CENTER INC	15DOH0101AH	Emergency Shelter Program	Y	\$75,669	\$114,305	\$0	\$189,974	7/1/2015	6/30/2023	\$1,526,869	\$1,336,895	\$189,974
Department of Housing	NEW LONDON HOMELESS HOSPITALITY	15DOH0101CD	Emergency Shelter Program	Y	\$189,874	\$56,659	\$0	\$246,533	7/1/2015	6/30/2023	\$1,532,668	\$1,274,631	\$258,037
Department of Housing	RECOVERY NETWORK OF PROGRAMS INC	19DOH0401CL	19DOH0401CL AID, ESS	N	\$237,752	\$152,910	\$0	\$390,662	7/1/2019	6/30/2023	\$1,562,646	\$1,171,986	\$390,660
Department of Housing	J D'AMELIA AND ASSOCIATES LLC	21DOH0701BO	21DOH0701BO PSH Rent. Asst. 2020	N	\$471,057	\$40,390	\$0	\$511,447	7/31/2021	6/30/2024	\$1,605,960	\$511,447	\$1,094,513
Department of Housing	CONNECTICUT COALITION AGAINST DOMESTIC	20DOH0901FJ	20DOH0901FJ-COC RRH 1	N	\$1,677,659	\$0	\$0	\$1,677,659	11/1/2020	10/31/2021	\$1,677,659	\$1,677,659	\$0
Department of Housing	FISH/FRIENDS IN SERVICE TO HUMANITY OF	15DOH0101CY	Emergency Shelter Program	Y	\$131,273	\$88,613	\$0	\$219,886	7/1/2015	6/30/2023	\$1,767,113	\$1,547,227	\$219,886
Department of Housing	IMMACARE INC	19DOH0101BP	19DOH0101BP ESS	N	\$247,455	\$194,339	\$0	\$441,793	7/1/2019	6/30/2023	\$1,767,172	\$1,325,379	\$441,793
Department of Housing	MERCY HOUSING & SHELTER CORPORATION	18DOH0701BX	PSH-SFY19	N	\$280,009	\$81,744	\$0	\$361,753	7/1/2018	6/30/2023	\$1,793,764	\$1,438,011	\$355,753
Department of Housing	UNITED WAY OF CONNECTICUT INC	18DOH1001AX	18DOH1001AX-Coordinated Access	N	\$269,478	\$89,826	\$0	\$359,304	7/1/2018	6/30/2023	\$1,796,520	\$1,437,216	\$359,304
Department of Housing	CHRISTIAN COMMUNITY ACTION INC	19DOH0101AM	19DOH0101AM-ESS	N	\$369,682	\$80,471	\$0	\$450,153	7/1/2019	6/30/2023	\$1,800,612	\$1,350,459	\$450,153
Department of Housing	APEX COMMUNITY CARE INC	16DOH0601AC	Residences for Person with HIV/AIDS	N	\$271,145	\$0	\$0	\$271,145	7/1/2016	6/30/2023	\$1,842,862	\$1,571,718	\$271,144
Department of Housing	THE HOUSING COLLECTIVE INC	21DOH1001CT	21DOH1001CT Cold weather	Y	\$779,380	\$150,000	\$0	\$929,380	12/1/2021	6/30/2023	\$1,858,759	\$929,380	\$929,380
Department of Housing	HOLY FAMILY HOME AND SHELTER INC	15DOH0101BH	Emergency Shelter Program	Y	\$185,586	\$47,683	\$0	\$233,268	7/1/2015	6/30/2023	\$1,874,843	\$1,641,575	\$233,268
Department of Housing	THE OPEN HEARTH ASSOCIATION	17DOH0101CI	17DOH0101CI-Emergency Shelter	Y	\$272,373	\$45,026	\$0	\$317,398	7/1/2017	6/30/2023	\$1,877,714	\$1,535,926	\$341,788



Agency	Supplier Name	Contract ID #	Contract Description	Competitive	Payments				Terms				
					General Fund	Federal Fund	Other Fund	Total FY 2022	Contract Begin Date	Contract Expire Date	Cumulative Contract Total Amount	Cumulative Contract Payments	Cumulative Contract Balance Remaining
Department of Housing	UNITED WAY OF GREATER NEW HAVEN INC	21DOH1011GV	21DOH1011GV cold weather	Y	\$472,950	\$472,950	\$0	\$945,900	12/1/2021	6/30/2023	\$1,891,799	\$945,900	\$945,900
Department of Housing	COMMUNITY RENEWAL TEAM INC	19DOH0101AS	19DOH0101AS-ESS	N	\$248,227	\$225,849	\$0	\$474,075	7/1/2019	6/30/2023	\$1,896,300	\$1,422,225	\$474,075
Department of Housing	ADVANCING CONNECTICUT TOGETHER INC	20DOH0911AA	20DOH0911AA ESG CARES	N	\$0	\$1,000,000	\$0	\$1,000,000	6/1/2020	5/18/2022	\$2,000,000	\$2,000,000	\$0
Department of Housing	CITY OF HARTFORD	19DOH0101BG	19DOH0101BG-ESS-20	E	\$506,094	\$0	\$0	\$506,094	7/1/2019	6/30/2023	\$2,024,376	\$1,518,282	\$506,094
Department of Housing	CENTRAL CONNECTICUT COAST YOUNG MEN'S	19DOH0101AJ	19DOH0101AJ-ESS	N	\$386,630	\$135,277	\$0	\$521,907	7/1/2019	6/30/2023	\$2,087,628	\$1,565,721	\$521,907
Department of Housing	SOUTH PARK INN INC	19DOH0101CO	19DOH0101CO-ESS	N	\$320,771	\$225,009	\$0	\$545,780	7/1/2019	6/30/2023	\$2,183,120	\$1,637,340	\$545,780
Department of Housing	UNITED WAY OF SOUTHEASTERN CT	15DOH0101DA	Emergency Shelter Program	Y	\$235,548	\$58,906	\$0	\$294,454	7/1/2015	6/30/2023	\$2,303,570	\$2,009,116	\$294,454
Department of Housing	THE HOUSING COLLECTIVE INC	17DOH1001CT	17DOH1001CT Coord. Access	Y	\$332,255	\$110,752	\$0	\$443,006	7/1/2017	6/30/2023	\$2,480,536	\$2,037,530	\$443,006
Department of Housing	NEW OPPORTUNITIES INC	19DOH0101CE	19DOH0101CE-ESS	N	\$446,996	\$166,742	\$0	\$613,737	7/1/2019	6/30/2023	\$2,523,427	\$1,841,211	\$682,216
Department of Housing	ADVANCING CONNECTICUT TOGETHER INC	17DOH0901AA	17DOH0901AA-Rapid Rehousing	Y	\$122,093	\$244,186	\$122,093	\$488,372	7/1/2017	6/30/2023	\$2,556,600	\$1,978,268	\$578,332
Department of Housing	ALLIANCE FOR LIVING INC	16DOH0601AD	16DOH0601AD-AIDS housing	Y	\$379,876	\$0	\$0	\$379,876	7/1/2016	6/30/2023	\$2,583,208	\$2,203,332	\$379,876
Department of Housing	ADVANCING CONNECTICUT TOGETHER INC	16DOH0601AA	16DOH0601AA-Provide assistance to the Dept on AIDS housing policy and	N	\$293,209	\$0	\$92,799	\$386,008	7/1/2016	6/30/2023	\$2,621,712	\$2,235,702	\$386,010
Department of Housing	ADVANCING CONNECTICUT TOGETHER INC	20DOH0931AA	20DOH0931AA-youth homeless	N	\$60,084	\$1,478,553	\$0	\$1,538,637	12/1/2020	11/30/2022	\$2,831,581	\$2,195,901	\$635,680
Department of Housing	THE ACCESS AGENCY INC	15DOH0101AB	Emergency Shelter Program	Y	\$191,274	\$188,500	\$0	\$379,773	7/1/2015	6/30/2023	\$3,051,732	\$2,671,959	\$379,773
Department of Housing	NEW REACH INC	16DOH0901CC	Rapid Re-Housing Program	N	\$477,883	\$0	\$0	\$477,883	7/1/2016	6/30/2023	\$3,082,365	\$2,604,482	\$477,883
Department of Housing	THE OPEN DOOR SHELTER INC	15DOH0101CH	Emergency Shelter Program	Y	\$218,818	\$200,282	\$0	\$419,099	7/1/2015	6/30/2023	\$3,273,025	\$2,853,927	\$419,098
Department of Housing	THE ST VINCENT DEPAUL MISSION OF	15DOH0101CR	Emergency Shelter Program	Y	\$251,422	\$176,432	\$0	\$427,854	7/1/2015	6/30/2023	\$3,436,882	\$3,009,028	\$427,854
Department of Housing	ADVANCING CONNECTICUT TOGETHER INC	18DOH0911AA	18DOH0911AA-RRH-Fairfield Cty	N	\$187,014	\$0	\$561,042	\$748,056	7/1/2018	6/30/2023	\$3,462,739	\$2,714,683	\$748,056
Department of Housing	INSPIRICA INC	19DOH0401BR	2020_19DOH0401BR-AID, ESS	N	\$468,210	\$53,754	\$0	\$521,964	7/1/2019	6/30/2023	\$3,570,285	\$2,252,216	\$1,318,069
Department of Housing	PACIFIC HOUSE INC	15DOH0101CN	Emergency Shelter Program	Y	\$259,251	\$260,248	\$0	\$519,499	7/1/2015	6/30/2023	\$3,927,481	\$3,444,905	\$482,576
Department of Housing	LIBERTY COMMUNITY SERVICES INC	16DOH0601BV	16DOH0601BV-AIDS housing	Y	\$590,471	\$0	\$0	\$590,471	7/1/2016	6/30/2023	\$4,013,539	\$3,423,067	\$590,472
Department of Housing	HANDS ON HARTFORD INC	16DOH0601BF	Residences for Person with HIV/AIDS	N	\$591,426	\$0	\$0	\$591,426	7/1/2016	6/30/2023	\$4,019,993	\$3,428,568	\$591,425
Department of Housing	THE WORKPLACE INC	21DOH0512DB	21DOH0512DB UniteCT call cente	N	\$0	\$1,918,686	\$0	\$1,918,686	3/15/2021	12/31/2022	\$4,096,061	\$2,151,454	\$1,944,607
Department of Housing	ADVANCING CONNECTICUT TOGETHER INC	20DOH0201AA	20DOH0201AA-Evict.prevention	N	\$0	\$2,247,500	\$0	\$2,247,500	10/1/2020	9/30/2022	\$4,495,000	\$4,495,000	\$0
Department of Housing	UNITED WAY OF CONNECTICUT INC	21DOH0101AX	21DOH0101AX Hotel fiduciary	N	\$1,564,055	\$2,438,661	\$0	\$4,002,717	12/1/2021	9/30/2022	\$4,500,000	\$4,002,717	\$497,283
Department of Housing	COMMUNITY HEALTH RESOURCES INC	16DOH0901AQ	Rapid Re-Housing Program	N	\$594,794	\$132,480	\$0	\$727,274	7/1/2016	6/30/2023	\$4,567,878	\$3,798,194	\$769,684
Department of Housing	NEW REACH INC	19DOH0401CC	19DOH0401CC-AID, ESS	N	\$867,370	\$280,382	\$0	\$1,147,751	7/1/2019	6/30/2023	\$4,591,004	\$3,444,153	\$1,146,851
Department of Housing	CONNECTICUT COALITION AGAINST DOMESTIC	19DOH0901FJ	19DOH0901FJ RRH DV	N	\$943,589	\$471,795	\$0	\$1,415,384	7/1/2019	6/30/2023	\$4,843,696	\$3,428,312	\$1,415,384
Department of Housing	NEIGHBORHOOD HOUSING SERVICES OF	21DOH0512LE	21DOH0512LE NHS WTBY Level II	N	\$0	\$3,035,062	\$0	\$3,035,062	3/15/2021	12/31/2022	\$5,031,180	\$3,035,062	\$1,996,118
Department of Housing	THE SALVATION ARMY	15DOH0101CM	Emergency Shelter Program	Y	\$421,903	\$219,760	\$0	\$641,663	7/1/2015	6/30/2023	\$5,155,690	\$4,514,027	\$641,663
Department of Housing	CONNECTICUT COALITION AGAINST DOMESTIC	21DOH0901FJ	Line 1 2020	N	\$584,746	\$0	\$0	\$584,746	11/1/2021	10/31/2024	\$5,262,717	\$584,746	\$4,677,971
Department of Housing	MUTUAL HOUSING ASSOCIATION OF SOUTH	21DOH0512VY	21DOH0512VY-UniteCT Level II	N	\$0	\$2,701,085	\$0	\$2,701,085	3/15/2021	12/31/2022	\$5,749,379	\$2,701,085	\$3,048,294
Department of Housing	COLUMBUS HOUSE INC	19DOH0401AO	19DOH0401AO-AIDS/ESS	N	\$1,513,939	\$183,328	\$0	\$1,697,267	7/1/2019	6/30/2023	\$6,789,068	\$5,091,801	\$1,697,267
Department of Housing	MERCY HOUSING & SHELTER CORPORATION	15DOH0401BX	Residences for Person with HIV/AIDS	N	\$835,030	\$88,278	\$0	\$923,308	7/1/2015	6/30/2023	\$7,391,006	\$6,467,698	\$923,308
Department of Housing	ADVANCING CONNECTICUT TOGETHER INC	15DOH0101AA	Emergency Shelter Program	Y	\$218,850	\$437,699	\$218,850	\$875,398	7/1/2015	6/30/2023	\$7,979,257	\$7,103,859	\$875,398



Agency	Supplier Name	Contract ID #	Contract Description	Competitive	Payments				Terms				
					General Fund	Federal Fund	Other Fund	Total FY 2022	Contract Begin Date	Contract Expire Date	Cumulative Contract Total Amount	Cumulative Contract Payments	Cumulative Contract Balance Remaining
Department of Housing	J D'AMELIA AND ASSOCIATES LLC	18DOH0511BO	PROGRAM FUNDS - STATE RENTAL ASSISTANCE PROGRAM	Y	\$70,059,233	\$0	\$0	\$70,059,233	7/1/2018	6/30/2023	\$386,999,654	\$273,476,843	\$113,522,811
Department of Housing	J D'AMELIA AND ASSOCIATES LLC	18DOH0501BO	FEDERAL HCV PROGRAMS	Y	\$0	\$102,063,022	\$0	\$102,063,022	7/1/2018	6/30/2023	\$502,722,080	\$388,236,906	\$114,485,174
Total		164			\$96,633,946	\$136,562,343	\$2,414,686	\$235,610,974			\$1,101,075,550	\$824,422,767	\$276,652,782
Department of Mental Health & Addiction Services	DORA M KEE LLC	21MHA6003	Nurtritional Consultant	E	\$1,125	\$0	\$0	\$1,125	7/1/2020	7/30/2021	\$13,500	\$13,163	\$338
Department of Mental Health & Addiction Services	DORA M KEE LLC	22MHA6009	Nutritional Consultant	E	\$12,195	\$0	\$0	\$12,195	7/1/2021	7/30/2022	\$13,500	\$12,195	\$1,305
Department of Mental Health & Addiction Services	CLIFFORD W BEERS GUIDANCE CLINIC INC	21MHA6030	Education and Family Support (EFS) SOR YR3	N	\$0	\$3,000	\$0	\$3,000	9/30/2020	10/31/2021	\$24,000	\$24,000	\$0
Department of Mental Health & Addiction Services	CLIFFORD W BEERS GUIDANCE CLINIC INC	22MHA6015	Opioid Education and Family Support (OEFS) SOR YR3	N	\$0	\$21,000	\$0	\$21,000	9/30/2021	9/29/2022	\$24,000	\$21,000	\$3,000
Department of Mental Health & Addiction Services	COMMUNITY RENEWAL TEAM INC	21MHA6031	Education and Family Support (EFS) SOR YR3	N	\$0	\$12,000	\$0	\$12,000	9/30/2020	10/31/2021	\$24,000	\$24,000	\$0
Department of Mental Health & Addiction Services	COMMUNITY RENEWAL TEAM INC	21MHA6032	Education and Family Support (EFS) Spanish SOR YR3	N	\$0	\$24,000	\$0	\$24,000	9/30/2020	10/31/2021	\$24,000	\$24,000	\$0
Department of Mental Health & Addiction Services	COMMUNITY RENEWAL TEAM INC	22MHA6016	Opioid Education and Family Support (OEFS) SOR	N	\$0	\$12,000	\$0	\$12,000	9/30/2021	9/29/2022	\$24,000	\$12,000	\$12,000
Department of Mental Health & Addiction Services	COMMUNITY RENEWAL TEAM INC	22MHA6017	Opioid Education and Family Support (OEFS) Spanish	N	\$0	\$12,000	\$0	\$12,000	9/30/2021	9/29/2022	\$24,000	\$12,000	\$12,000
Department of Mental Health & Addiction Services	MCCALL FOUNDATION INC	21MHA6033	Education and Family Support (EFS) SOR YR3	N	\$0	\$12,000	\$0	\$12,000	9/30/2020	9/29/2021	\$24,000	\$24,000	\$0
Department of Mental Health & Addiction Services	MCCALL FOUNDATION INC	22MHA6018	Education and Family Support (EFS) SOR	N	\$0	\$21,000	\$0	\$21,000	9/30/2021	9/29/2022	\$24,000	\$21,000	\$3,000
Department of Mental Health & Addiction Services	NAMI OF CONNECTICUT INC	21MHA6034	Education and Family Support (EFS) SOR YR3	N	\$0	\$3,000	\$0	\$3,000	9/30/2020	10/31/2021	\$24,000	\$24,000	\$0
Department of Mental Health & Addiction Services	NAMI OF CONNECTICUT INC	22MHA6019	SOR Opioid Education and Family Support (OEFS)	N	\$0	\$21,000	\$0	\$21,000	9/30/2021	9/29/2022	\$24,000	\$21,000	\$3,000
Department of Mental Health & Addiction Services	SOUND COMMUNITY SERVICES INC	21MHA6035	Education and Family Support (EFS) SOR YR3	N	\$0	\$3,000	\$0	\$3,000	9/30/2020	10/31/2021	\$24,000	\$24,000	\$0
Department of Mental Health & Addiction Services	SOUND COMMUNITY SERVICES INC	22MHA6020	Opioid Education & Family Support (OEFS) SOR	N	\$0	\$12,000	\$0	\$12,000	9/30/2021	9/29/2022	\$24,000	\$12,000	\$12,000
Department of Mental Health & Addiction Services	TRICIRCLE INC	21MHA6036	Education and Family Support (EFS) SOR YR3	N	\$0	\$3,000	\$0	\$3,000	9/30/2020	9/29/2021	\$24,000	\$24,000	\$0
Department of Mental Health & Addiction Services	TRICIRCLE INC	21MHA6037	Family and Education Support (EFS) Enfield SOR YR3	N	\$0	\$3,000	\$0	\$3,000	9/30/2020	9/29/2021	\$24,000	\$24,000	\$0
Department of Mental Health & Addiction Services	TRICIRCLE INC	22MHA6021	Opioid Education and Family Support (OEFS) Reg 2 SOR YR2	N	\$0	\$21,000	\$0	\$21,000	9/30/2021	9/29/2022	\$24,000	\$21,000	\$3,000
Department of Mental Health & Addiction Services	TRICIRCLE INC	22MHA6022	Opioid Education and Family Support (OEFS) Region 4 SOR YR3	N	\$0	\$21,000	\$0	\$21,000	9/30/2021	9/29/2022	\$24,000	\$21,000	\$3,000
Department of Mental Health & Addiction Services	TRICIRCLE INC	22MHA6023	Opioid Education and Family Support (OEFS) Region 3 SOR YR3	N	\$0	\$21,000	\$0	\$21,000	9/30/2021	9/29/2022	\$24,000	\$21,000	\$3,000
Department of Mental Health & Addiction Services	ASSOCIATION OF RELIGIOUS COMMUNITIES	22MHA2037POS01	MHA00851 / Supportive Housing / SEY22	N	\$7,713	\$309	\$0	\$8,022	7/1/2021	6/30/2024	\$24,066	\$8,022	\$16,044
Department of Mental Health & Addiction Services	CONNECTICUT HARM REDUCTION ALLIANCE INC	22MHA6040	On-Call Funding to Mobile Medication Assisted Treatment (MAT) Team	N	\$0	\$5,000	\$0	\$5,000	12/1/2021	9/30/2022	\$24,900	\$5,000	\$19,900
Department of Mental Health & Addiction Services	LIBERATION PROGRAMS INC	22MHA6044	Mobile Outreach and Medication Assisted Treatment (MAT)	N	\$0	\$10,000	\$0	\$10,000	12/1/2021	9/30/2022	\$24,900	\$10,000	\$14,900
Department of Mental Health & Addiction Services	MCCALL FOUNDATION INC	22MHA6042	Mobile Outreach and Medication Assisted Treatment (MAT)	N	\$0	\$5,000	\$0	\$5,000	12/1/2021	9/30/2022	\$24,900	\$5,000	\$19,900
Department of Mental Health & Addiction Services	WINDHAM REGIONAL COMMUNITY COUNCIL INC	21MHA2107POS01	N Supportive Housing Case Management - New Foundations FFS - SEY21	N	\$0	\$9,263	\$0	\$9,263	7/1/2020	6/30/2023	\$36,288	\$16,886	\$19,402
Department of Mental Health & Addiction Services	COUNCIL OF CHURCHES OF GREATER	22MHA6010	Religious Services SWCMHS	N	\$18,793	\$0	\$0	\$18,793	7/1/2021	6/30/2023	\$43,500	\$18,793	\$24,707
Department of Mental Health & Addiction Services	RELIANCE HEALTH INC	21MHA6019	How Can We Help SOR YR3	N	\$0	\$24,000	\$0	\$24,000	9/30/2020	9/29/2022	\$48,000	\$24,000	\$24,000
Department of Mental Health & Addiction Services	COMMUNITY ACTION AGENCY OF NEW HAVEN INC	22MHA6011	Fatherhood Initiative Program	N	\$0	\$20,000	\$0	\$20,000	8/1/2021	5/31/2023	\$50,000	\$20,000	\$30,000
Department of Mental Health & Addiction Services	BIRTH SUPPORT EDUCATION AND BEYOND LLC	21MHA6051	Doula Education and Class Series	N	\$0	\$20,000	\$0	\$20,000	2/1/2021	9/30/2021	\$53,000	\$53,000	\$0
Department of Mental Health & Addiction Services	MIDWESTERN CONNECTICUT COUNCIL OF	21MHA2302POS01	N Problem Gambling Brief Treatment MHA13712 SEY21	N	\$0	\$421	\$20,603	\$21,024	7/1/2020	6/30/2023	\$63,072	\$42,048	\$21,024
Department of Mental Health & Addiction Services	MERCY HOUSING & SHELTER CORPORATION	19MHA2141	MHA13217 / DOH Supportive Housing Middletown (EFS) / SEY19	N	\$0	\$7,530	\$0	\$7,530	7/1/2018	8/31/2021	\$73,533	\$71,824	\$1,709
Department of Mental Health & Addiction Services	MERCY HOUSING & SHELTER CORPORATION	22MHA2141POS01	N Supportive Housing CM - MHA13217 - DOH Supportive - Housing/Middletown	N	\$0	\$11,078	\$0	\$11,078	7/1/2021	6/30/2024	\$73,533	\$11,078	\$62,455
Department of Mental Health & Addiction Services	ALLIANCE FOR LIVING INC	22MHA6003	National Association of State Mental Health Program Directors	N	\$0	\$0	\$35,896	\$35,896	7/1/2021	6/30/2023	\$75,000	\$35,896	\$39,104



Agency	Supplier Name	Contract ID #	Contract Description	Competitive	Payments				Terms				
					General Fund	Federal Fund	Other Fund	Total FY 2022	Contract Begin Date	Contract Expire Date	Cumulative Contract Total Amount	Cumulative Contract Payments	Cumulative Contract Balance Remaining
Department of Mental Health & Addiction Services	SAFE FUTURES INC	22MHA6004	NASMHPD TTI Grant Community Re-entry Project	N	\$0	\$0	\$35,500	\$35,500	7/1/2021	6/30/2023	\$75,000	\$35,500	\$39,500
Department of Mental Health & Addiction Services	BIRTH SUPPORT EDUCATION AND BEYOND LLC	22MHA6032	Doula Education and Support (SU Block Grant COVID Supp)	N	\$0	\$59,625	\$0	\$59,625	10/1/2021	3/14/2023	\$79,500	\$59,625	\$19,875
Department of Mental Health & Addiction Services	LATHAM CONSULTING GROUP LLC	20MHA6076	Psychiatric and Psychosexual evaluations, consultations and training	N	\$5,320	\$0	\$0	\$5,320	12/1/2019	11/30/2023	\$80,000	\$10,925	\$69,075
Department of Mental Health & Addiction Services	NEW DAY HOME CARE INC	21MHA6059	21MHA6059	N	\$3,635	\$0	\$0	\$3,635	12/1/2020	6/30/2022	\$80,773	\$22,879	\$57,894
Department of Mental Health & Addiction Services	UNITED SERVICES INC	21MHA2103POS01	N Homeless Outreach Engagement - Shelter Outreach FFS - SFY21	N	\$0	\$4,399	\$0	\$4,399	7/1/2020	6/30/2023	\$101,391	\$8,839	\$92,552
Department of Mental Health & Addiction Services	UNITED SERVICES INC	20MHA6055	SOR - Mobile Employment Services (MES)	N	\$0	\$50,000	\$0	\$50,000	9/30/2019	10/31/2021	\$101,500	\$101,500	\$0
Department of Mental Health & Addiction Services	CENTER FOR INTEGRATIVE PSYCHOLOGICAL	20MHA6079	SMI/PSB	N	\$21,789	\$0	\$0	\$21,789	6/1/2020	8/30/2022	\$107,160	\$34,267	\$72,893
Department of Mental Health & Addiction Services	CHEMICAL ABUSE SERVICES AGENCY INC	21MHA6024	Recovery Coaching in Methadone Clinics - SOR YR3	N	\$0	\$57,000	\$0	\$57,000	9/30/2020	9/29/2022	\$114,000	\$94,500	\$19,500
Department of Mental Health & Addiction Services	COMMUNITY HEALTH RESOURCES INC	21MHA6025	Recovery Coaching in Methadone Clinics SOR YR3	N	\$0	\$44,500	\$0	\$44,500	9/30/2020	9/29/2022	\$114,000	\$82,000	\$32,000
Department of Mental Health & Addiction Services	CONNECTICUT COUNSELING CENTERS INC	21MHA6027	Recovery Coaching in Methadone Clinics SOR YR 3	N	\$0	\$57,000	\$0	\$57,000	9/30/2020	9/29/2022	\$114,000	\$94,500	\$19,500
Department of Mental Health & Addiction Services	LIBERATION PROGRAMS INC	21MHA6028	Recovery Coaching in Methadone Clinics SOR YR3	N	\$0	\$69,500	\$0	\$69,500	9/30/2020	9/29/2022	\$114,000	\$107,000	\$7,000
Department of Mental Health & Addiction Services	THE ACCESS AGENCY INC	22MHA2077POS01	FY22 Access Agency Supportive Housing #MHA00151	N	\$38,091	\$1,524	\$0	\$39,615	7/1/2021	6/30/2024	\$118,845	\$39,615	\$79,230
Department of Mental Health & Addiction Services	RUSHFORD CENTER INC	21MHA2071POS01	N Supportive Housing Case Management - Shelter Plus Care -	N	\$0	\$31,599	\$0	\$31,599	7/1/2020	6/30/2023	\$123,000	\$56,096	\$66,904
Department of Mental Health & Addiction Services	TRIANGLE COMMUNITY CENTER INC	22MHA2182POS01	Young Adult Services: Central Access Center/Triangle Access	N	\$39,924	\$1,597	\$0	\$41,521	7/1/2021	6/30/2024	\$124,563	\$41,521	\$83,042
Department of Mental Health & Addiction Services	ADVANCED BEHAVIORIAL HEALTH INC	22MHA6028	REACH Program Expansion COVID SABG Money FY22	N	\$0	\$65,000	\$0	\$65,000	9/1/2021	3/14/2023	\$130,000	\$65,000	\$65,000
Department of Mental Health & Addiction Services	CHEMICAL ABUSE SERVICES AGENCY INC	22MHA6026	REACH Program Expansion - COVID SABG Money FY22	N	\$0	\$65,000	\$0	\$65,000	9/1/2021	3/14/2023	\$130,000	\$65,000	\$65,000
Department of Mental Health & Addiction Services	MCCALL FOUNDATION INC	22MHA6030	Women's REACH FY22	N	\$0	\$65,000	\$0	\$65,000	9/1/2021	3/14/2023	\$130,000	\$65,000	\$65,000
Department of Mental Health & Addiction Services	THE CONNECTION INC	22MHA6027	Women's REACH FY22	N	\$0	\$65,000	\$0	\$65,000	9/1/2021	3/14/2023	\$130,000	\$65,000	\$65,000
Department of Mental Health & Addiction Services	THE VILLAGE FOR FAMILIES & CHILDREN INC	22MHA6029	Women's REACH FY22	N	\$0	\$65,000	\$0	\$65,000	9/1/2021	3/14/2023	\$130,000	\$65,000	\$65,000
Department of Mental Health & Addiction Services	STAYWELL HEALTH CARE INC	21MHA2190POS01	N Standard Case Management SFY21	N	\$53,216	\$2,129	\$0	\$55,345	1/1/2021	6/30/2023	\$137,298	\$81,953	\$55,345
Department of Mental Health & Addiction Services	COUNCIL OF CHURCHES OF GREATER	21MHA2008POS01	N Vocational Case Management & Rehabilitation MHA05801 SFY21	N	\$45,123	\$1,805	\$0	\$46,928	7/1/2020	6/30/2023	\$138,979	\$92,051	\$46,928
Department of Mental Health & Addiction Services	CATHOLIC CHARITIES OF FAIRFIELD COUNTY	22MHA2411POS01	N Homeless Outreach & Engagement/SOAR FY22	N	\$0	\$78,974	\$0	\$78,974	8/1/2021	3/14/2023	\$140,000	\$78,974	\$61,026
Department of Mental Health & Addiction Services	CENTER FOR HUMAN DEVELOPMENT INC	22MHA2412POS01	N Case Management - Outreach & Engagement - SOAR COVID 19 Block	N	\$0	\$78,974	\$0	\$78,974	8/1/2021	3/14/2023	\$140,000	\$78,974	\$61,026
Department of Mental Health & Addiction Services	COMMUNITY HEALTH RESOURCES INC	22MHA2415	N Case Management - Outreach & Engagement - SOAR COVID 19 Block	N	\$0	\$78,974	\$0	\$78,974	8/1/2021	3/14/2023	\$140,000	\$78,974	\$61,026
Department of Mental Health & Addiction Services	FRIENDSHIP SERVICE CENTER INC	22MHA2414POS01	N Case Management - Outreach & Engagement - SOAR COVID 19 Block	N	\$0	\$78,974	\$0	\$78,974	8/1/2021	3/14/2023	\$140,000	\$78,974	\$61,026
Department of Mental Health & Addiction Services	PERCEPTION PROGRAMS INC	22MHA2413POS01	MHA16012/ SOAR Homeless Outreach /SFY22	N	\$0	\$78,974	\$0	\$78,974	8/1/2021	3/14/2023	\$140,000	\$78,974	\$61,026
Department of Mental Health & Addiction Services	RELIANCE HEALTH INC	22MHA2423POS01	MHA17440 /SOAR Case Management/Homeless Outreach /	N	\$0	\$78,974	\$0	\$78,974	8/1/2021	3/14/2023	\$140,000	\$78,974	\$61,026
Department of Mental Health & Addiction Services	BRIDGES HEALTHCARE INC	22MHA2402POS01	MHA01824 / SFY22 / COACH 2.0 - Case Management	N	\$0	\$71,064	\$0	\$71,064	6/25/2021	3/14/2023	\$142,128	\$71,064	\$71,064
Department of Mental Health & Addiction Services	ALLIANCE FOR LIVING INC	21MHA2081POS01	N New London B05193, #MHA00551 - FY21	N	\$0	\$49,880	\$0	\$49,880	7/1/2020	6/30/2023	\$149,640	\$99,760	\$49,880
Department of Mental Health & Addiction Services	CENTER FOR HUMAN DEVELOPMENT INC	21MHA6012	How Can We Help SOR YR3	N	\$0	\$75,000	\$0	\$75,000	9/30/2020	9/29/2022	\$150,000	\$125,000	\$25,000
Department of Mental Health & Addiction Services	CENTRAL CONNECTICUT HEALTH DISTRICT	21MHA6014	How Can We Help SOR YR3	N	\$0	\$75,000	\$0	\$75,000	9/30/2020	9/29/2022	\$150,000	\$75,000	\$75,000
Department of Mental Health & Addiction Services	CITY OF BRISTOL	21MHA6013	How Can We Help SOR YR3	E	\$0	\$75,000	\$0	\$75,000	9/30/2020	9/29/2022	\$150,000	\$75,000	\$75,000
Department of Mental Health & Addiction Services	CITY OF NORWICH	21MHA6010	How Can We Help SOR YR3	E	\$0	\$100,000	\$0	\$100,000	9/30/2020	9/29/2022	\$150,000	\$150,000	\$0
Department of Mental Health & Addiction Services	COLUMBUS HOUSE INC	21MHA6052	How Can We Help (HCWH) SOR YR3	N	\$0	\$60,000	\$0	\$60,000	9/30/2020	9/29/2022	\$150,000	\$125,000	\$25,000
Department of Mental Health & Addiction Services	COMMUNICARE INC	22MHA6005	NASMHPD TTI	N	\$0	\$0	\$37,500	\$37,500	7/1/2021	6/30/2023	\$150,000	\$37,500	\$112,500



Agency	Supplier Name	Contract ID #	Contract Description	Competitive	Payments				Terms				
					General Fund	Federal Fund	Other Fund	Total FY 2022	Contract Begin Date	Contract Expire Date	Cumulative Contract Total Amount	Cumulative Contract Payments	Cumulative Contract Balance Remaining
Department of Mental Health & Addiction Services	CORAM DEO INC	21MHA6015	How Can We Help SOR YR3	N	\$0	\$75,000	\$0	\$75,000	9/30/2020	9/29/2022	\$150,000	\$125,000	\$25,000
Department of Mental Health & Addiction Services	CROSS STREET TRAINING & ACADEMIC CENTER	21MHA6011	How Can We Help SOR YR3	N	\$0	\$60,000	\$0	\$60,000	9/30/2020	9/29/2022	\$150,000	\$125,000	\$25,000
Department of Mental Health & Addiction Services	RECOVERY NETWORK OF PROGRAMS INC	21MHA6016	How Can We Help SOR YR3	N	\$0	\$75,000	\$0	\$75,000	9/30/2020	9/29/2022	\$150,000	\$125,000	\$25,000
Department of Mental Health & Addiction Services	WALDEN PSYCHIATRIC ASSOCIATES LLC	22MHA6037	Specialized Eating Disorder Consultations	N	\$4,604	\$0	\$0	\$4,604	11/3/2021	11/2/2024	\$150,000	\$4,604	\$145,396
Department of Mental Health & Addiction Services	WHEELER CLINIC INC	22MHA2405	N Case Management : MH & Addiction FY22	N	\$0	\$89,809	\$0	\$89,809	6/25/2021	3/14/2023	\$152,219	\$89,809	\$62,410
Department of Mental Health & Addiction Services	ANTHONY F CAMPAGNA PHD LLC	20MHA6000	YAS Client Assessments	N	\$5,188	\$0	\$0	\$5,188	7/1/2019	6/30/2025	\$155,000	\$6,088	\$148,913
Department of Mental Health & Addiction Services	WINDHAM REGIONAL COMMUNITY COUNCIL INC	21MHA2106POS01	N New Foundations / #MHA20851 / SFY21	N	\$0	\$53,560	\$0	\$53,560	7/1/2020	6/30/2023	\$160,680	\$107,120	\$53,560
Department of Mental Health & Addiction Services	COMMUNITY HEALTH RESOURCES INC	21MHA2116POS01	N Supportive Housing Case Management - PILOTS Manchester SFY21	N	\$0	\$39,258	\$0	\$39,258	7/1/2020	6/30/2023	\$164,648	\$62,320	\$102,328
Department of Mental Health & Addiction Services	DAY KIMBALL HOSPITAL	20MHA2087	MHA07402 / SFY20 / Crisis Care Coordination	N	\$55,353	\$2,214	\$0	\$57,567	7/1/2019	6/30/2022	\$168,273	\$168,273	\$0
Department of Mental Health & Addiction Services	YWCA HARTFORD REGION INC	20MHA2152	MHA20401 / Emergency Shelter, FY20	N	\$57,215	\$2,289	\$0	\$59,504	7/1/2019	6/30/2022	\$173,934	\$173,934	\$0
Department of Mental Health & Addiction Services	POSITIVE DIRECTIONS	20MHA2027	MHA16204: Substance Abuse Outpatient SFY20	N	\$57,966	\$2,319	\$0	\$60,285	7/1/2019	6/30/2022	\$176,217	\$176,217	\$0
Department of Mental Health & Addiction Services	BETH-EL CENTER INC	22MHA2038POS01	MHA04051 / Supportive Housing Case Management / SFY22	N	\$56,582	\$2,263	\$0	\$58,845	7/1/2021	6/30/2024	\$176,535	\$58,845	\$117,690
Department of Mental Health & Addiction Services	COMMUNITY MENTAL HEALTH AFFILIATES INC	21MHA2119	N Supportive Housing CM MHA04536 SFY21	N	\$0	\$46,159	\$0	\$46,159	7/1/2020	6/30/2023	\$178,194	\$77,525	\$100,669
Department of Mental Health & Addiction Services	AMPLIFY INC	22MHA1030	N Recovery Friendly Workplace (SOR)	N	\$0	\$141,447	\$0	\$141,447	7/1/2021	9/30/2022	\$190,106	\$141,447	\$48,659
Department of Mental Health & Addiction Services	BHCARE INC	22MHA1031	N Recovery Friendly Workplace (SOR) FY22	N	\$0	\$137,116	\$0	\$137,116	7/1/2021	9/30/2022	\$190,106	\$137,116	\$52,990
Department of Mental Health & Addiction Services	REGIONAL YOUTH ADULT SOCIAL ACTION	22MHA1029	N Recovery Friendly Workplace (SOR) FY22	N	\$0	\$161,446	\$0	\$161,446	7/1/2021	9/30/2022	\$190,106	\$161,446	\$28,660
Department of Mental Health & Addiction Services	SOUTHEASTERN REGIONAL ACTION COUNCIL	22MHA1033AB	N Recovery Friendly Workplace (SOR) FY22	N	\$0	\$161,445	\$0	\$161,445	7/1/2021	9/29/2022	\$190,106	\$161,445	\$28,661
Department of Mental Health & Addiction Services	WESTERN CONNECTICUT COALITION INC	22MHA1032	N Recovery Friendly Workplace (SOR) FY22	N	\$0	\$161,446	\$0	\$161,446	7/1/2021	9/30/2022	\$190,106	\$161,446	\$28,660
Department of Mental Health & Addiction Services	SAFE FUTURES INC	21MHA2096POS01	N Next Steps Scattered-Site / MHA25001 / SFY21	N	\$63,150	\$2,526	\$0	\$65,676	7/1/2020	6/30/2023	\$194,502	\$128,826	\$65,676
Department of Mental Health & Addiction Services	BHCARE INC	21MHA6054	Mobile Employment Services (MES) SOR YR3	N	\$0	\$12,688	\$0	\$12,688	9/30/2020	9/29/2022	\$203,000	\$101,500	\$101,500
Department of Mental Health & Addiction Services	INTERCOMMUNITY INC	21MHA6056	Mobile Employment Services (MES) SOR YR3	N	\$0	\$152,250	\$0	\$152,250	9/30/2020	9/29/2022	\$203,000	\$190,313	\$12,688
Department of Mental Health & Addiction Services	LAUREL HOUSE INC	21MHA6053	Mobile Employment Services (MES) SOR YR3	N	\$0	\$101,500	\$0	\$101,500	9/30/2020	9/29/2022	\$203,000	\$190,313	\$12,688
Department of Mental Health & Addiction Services	MCCALL FOUNDATION INC	21MHA6057	Mobile Employment Services (MES) SOR YR3	N	\$0	\$116,188	\$0	\$116,188	9/30/2020	9/29/2022	\$203,000	\$190,313	\$12,688
Department of Mental Health & Addiction Services	UNITED SERVICES INC	21MHA6055	Mobile Employment Services (MES) SOR YR3	N	\$0	\$152,250	\$0	\$152,250	4/1/2021	9/29/2022	\$203,000	\$152,250	\$50,750
Department of Mental Health & Addiction Services	FIRE PSYCH INC	20MHA6013	Staff Training and Assessment/Evaluations	N	\$30,979	\$0	\$0	\$30,979	7/1/2019	6/30/2022	\$208,950	\$62,486	\$146,464
Department of Mental Health & Addiction Services	PERCEPTION PROGRAMS INC	22MHA6031	Mobile Outreach and Medication Assisted Treatment (MAT)	N	\$0	\$87,500	\$0	\$87,500	9/15/2021	3/14/2023	\$213,000	\$87,500	\$125,500
Department of Mental Health & Addiction Services	BHCARE INC	21MHA2041POS01	N Supportive Housing Case Management - HUD BOS 193 - SFY21	N	\$0	\$45,609	\$0	\$45,609	7/1/2020	6/30/2023	\$213,897	\$79,214	\$134,683
Department of Mental Health & Addiction Services	COMMUNITY HEALTH CENTER INC	22MHA2047POS01	MH04301 / Homeless Outreach and Management / SFY22	N	\$71,610	\$2,864	\$0	\$74,474	7/1/2021	6/30/2024	\$223,422	\$74,474	\$148,948
Department of Mental Health & Addiction Services	BHCARE INC	22MHA2404POS01	Case Management, COACH 2.0 - SFY22	N	\$0	\$112,383	\$0	\$112,383	6/25/2021	3/14/2023	\$224,765	\$112,383	\$112,382
Department of Mental Health & Addiction Services	APT FOUNDATION INC	21MHA6023	Recovery Coaching in Methadone Clinics SOR YR3	N	\$0	\$139,000	\$0	\$139,000	9/30/2020	9/29/2022	\$228,000	\$189,000	\$39,000
Department of Mental Health & Addiction Services	TOWN OF STAFFORD	22MHA2148POS01	N OP Clinical Services: Addiction Standard - MHA19101 - Stafford Family	E	\$56,186	\$20,349	\$0	\$76,535	7/1/2021	6/30/2024	\$229,605	\$76,535	\$153,070
Department of Mental Health & Addiction Services	FAMILY CENTERED SERVICES OF CT INC	22MHA2057POS01	MHA05602 / Parenting Support & Parental Rights / SFY22	N	\$24,101	\$52,660	\$0	\$76,761	7/1/2021	6/30/2024	\$230,283	\$76,761	\$153,522
Department of Mental Health & Addiction Services	RECOVERY NETWORK OF PROGRAMS INC	21MHA6029	Recovery Coaching in Methadone Clinics SOR YR3	N	\$0	\$122,000	\$0	\$122,000	9/30/2020	9/29/2022	\$244,000	\$214,000	\$30,000
Department of Mental Health & Addiction Services	MULTILINGUAL REHABILITATION & ASSESSMENT	18MHA6035	CMHC Multilingual Assessment	N	\$12,500	\$0	\$0	\$12,500	7/1/2017	6/30/2023	\$247,050	\$81,688	\$165,363
Department of Mental Health & Addiction Services	CONNECTICUT HARM REDUCTION ALLIANCE INC	21MHA6048	Drop-In Center Albany Avenue SORYR3	N	\$0	\$90,000	\$0	\$90,000	9/30/2020	9/29/2022	\$275,000	\$190,000	\$85,000



Agency	Supplier Name	Contract ID #	Contract Description	Competitive	Payments				Terms				
					General Fund	Federal Fund	Other Fund	Total FY 2022	Contract Begin Date	Contract Expire Date	Cumulative Contract Total Amount	Cumulative Contract Payments	Cumulative Contract Balance Remaining
Department of Mental Health & Addiction Services	CONNECTICUT HARM REDUCTION ALLIANCE INC	21MHA6049	Resource Center SOR YR3	N	\$0	\$90,000	\$0	\$90,000	9/30/2020	9/29/2022	\$275,000	\$190,000	\$85,000
Department of Mental Health & Addiction Services	COLUMBUS HOUSE INC	22MHA2416POS01	MHA03826 / SOAR - MHBG COVID-19/ SFY22	N	\$0	\$143,232	\$0	\$143,232	8/1/2021	3/14/2023	\$280,000	\$143,232	\$136,768
Department of Mental Health & Addiction Services	COMMUNITY HEALTH RESOURCES INC	21MHA6060	Clinic Based Medication Assisted Treatment (CB-MAT) SOR YR3	N	\$0	\$140,000	\$0	\$140,000	9/30/2020	9/29/2022	\$280,000	\$245,000	\$35,000
Department of Mental Health & Addiction Services	COMMUNITY MENTAL HEALTH AFFILIATES INC	21MHA6061	Clinic Based Medication Assisted Treatment (CB-MAT) SOR YR3	N	\$0	\$140,000	\$0	\$140,000	9/30/2020	9/29/2022	\$280,000	\$245,000	\$35,000
Department of Mental Health & Addiction Services	MCCALL FOUNDATION INC	21MHA6062	Clinic Based Medication Assisted Treatment (CB-MAT) SOR YR3	N	\$0	\$192,500	\$0	\$192,500	9/30/2020	9/29/2022	\$280,000	\$262,500	\$17,500
Department of Mental Health & Addiction Services	WHEELER CLINIC INC	21MHA6063	Clinic Based Medication Assisted Treatment (CB-MAT) SOR YR3	N	\$0	\$157,500	\$0	\$157,500	9/30/2020	9/29/2022	\$280,000	\$262,500	\$17,500
Department of Mental Health & Addiction Services	HARTFORD HOSPITAL	22MHA2418POS01	N. Outpatient Clinical Services MH - FY21	N	\$0	\$140,219	\$0	\$140,219	7/1/2021	3/14/2023	\$280,438	\$140,219	\$140,219
Department of Mental Health & Addiction Services	COMMUNITY MENTAL HEALTH AFFILIATES INC	22MHA2408	N Case Management - MH and Addiction - FY22	N	\$0	\$170,599	\$0	\$170,599	7/1/2021	3/14/2023	\$289,150	\$170,599	\$118,551
Department of Mental Health & Addiction Services	HISPANIC HEALTH COUNCIL INC	21MHA6058	Mobile Employment Services (MES) SOR YR3	N	\$0	\$217,500	\$0	\$217,500	9/30/2020	9/29/2022	\$290,000	\$290,000	\$0
Department of Mental Health & Addiction Services	CONNECTICUT LEGAL RIGHTS PROJECT INC	21MHA6001	21MHA6001	N	\$97,397	\$3,896	\$0	\$101,293	7/1/2020	6/30/2023	\$299,983	\$198,690	\$101,293
Department of Mental Health & Addiction Services	HISPANIC HEALTH COUNCIL INC	22MHA2132POS01	N Employment Services - EBP FY22	N	\$0	\$112,500	\$0	\$112,500	7/15/2021	3/14/2023	\$300,000	\$112,500	\$187,500
Department of Mental Health & Addiction Services	INTERCOMMUNITY INC	21MHA6017	How Can We Help Sor Yr3	N	\$0	\$175,000	\$0	\$175,000	9/30/2020	9/29/2022	\$300,000	\$275,000	\$25,000
Department of Mental Health & Addiction Services	LEDGE LIGHT HEALTH DIST	21MHA6009	How Can We Help SOR YR3	N	\$0	\$150,000	\$0	\$150,000	9/30/2020	9/29/2022	\$300,000	\$275,000	\$25,000
Department of Mental Health & Addiction Services	CONNECTICUT COALITION AGAINST DOMESTIC	22MHA6007	Intimate Partner Violence	N	\$0	\$317,625	\$0	\$317,625	7/1/2021	5/31/2022	\$317,625	\$317,625	\$0
Department of Mental Health & Addiction Services	MCCALL FOUNDATION INC	22MHA2406POS01	N Case Management SFY22	N	\$0	\$188,360	\$0	\$188,360	6/25/2021	3/14/2023	\$319,255	\$188,360	\$130,895
Department of Mental Health & Addiction Services	BIRTH SUPPORT EDUCATION AND BEYOND LLC	22MHA6033	Doula Education and Support for REACH and PROUD	N	\$0	\$240,000	\$0	\$240,000	10/1/2021	3/14/2023	\$320,000	\$240,000	\$80,000
Department of Mental Health & Addiction Services	GREENWOODS COUNSELING REFERRALS INC	21MHA6018	How Can We Help SOR YR3	N	\$0	\$220,000	\$0	\$220,000	9/30/2020	9/29/2022	\$330,000	\$290,000	\$40,000
Department of Mental Health & Addiction Services	INTERCOMMUNITY INC	21MHA6021	Parents Recovering from Opioid Use Disorders - PROUD	N	\$0	\$84,375	\$0	\$84,375	8/31/2020	8/30/2021	\$337,500	\$337,500	\$0
Department of Mental Health & Addiction Services	INTERCOMMUNITY INC	22MHA6025	Parents Recovery from Opioid Disorders - PROUD	N	\$0	\$253,125	\$0	\$253,125	8/31/2021	8/30/2022	\$337,500	\$253,125	\$84,375
Department of Mental Health & Addiction Services	WHEELER CLINIC INC	21MHA6022	PROUD Grant New Britain/Bristol Regions	N	\$0	\$84,375	\$0	\$84,375	8/31/2020	9/30/2021	\$337,500	\$337,500	\$0
Department of Mental Health & Addiction Services	WHEELER CLINIC INC	22MHA6024	Parents Recovering from Opioid Use Disorder (PROUD)	N	\$0	\$253,125	\$0	\$253,125	8/31/2021	8/30/2022	\$337,500	\$253,125	\$84,375
Department of Mental Health & Addiction Services	CONNECTICUT HARM REDUCTION ALLIANCE INC	21MHA6041	Mobile Outreach and Medication Assisted Treatment SOR YR3	N	\$0	\$153,125	\$0	\$153,125	9/30/2020	9/29/2022	\$350,000	\$306,250	\$43,750
Department of Mental Health & Addiction Services	LIBERATION PROGRAMS INC	21MHA6040	Mobile Outreach and Medication Assisted Treatment SOR YR3	N	\$0	\$196,875	\$0	\$196,875	9/30/2020	9/29/2022	\$350,000	\$328,125	\$21,875
Department of Mental Health & Addiction Services	MCCALL FOUNDATION INC	21MHA6039	Mobile Outreach and Medication Assisted Treatment (MAT)	N	\$0	\$240,625	\$0	\$240,625	9/30/2020	9/29/2022	\$350,000	\$328,125	\$21,875
Department of Mental Health & Addiction Services	THAMES RIVER COMMUNITY SERVICE INC	21MHA2100POS01	N Thames River Supportive Housing / MHA18951 / SFY21	N	\$113,918	\$4,557	\$0	\$118,475	7/1/2020	6/30/2023	\$350,868	\$232,393	\$118,475
Department of Mental Health & Addiction Services	INTERCOMMUNITY INC	22MHA6006	COBHRA Grant - Withdrawal Management Program	N	\$0	\$216,000	\$0	\$216,000	7/1/2021	5/31/2023	\$360,000	\$216,000	\$144,000
Department of Mental Health & Addiction Services	BHCARE INC	18MHA2041	MHA19616 FY18 HUD BOS 193	N	\$10,593	\$0	\$0	\$10,593	7/1/2017	8/31/2021	\$361,944	\$168,738	\$193,206
Department of Mental Health & Addiction Services	CONNECTICUT COUNSELING CENTERS INC	20MHA2160	MHA06602 Norwalk HIV/AIDS Program SY20	N	\$91,139	\$38,339	\$0	\$129,478	7/1/2019	6/30/2022	\$378,475	\$378,474	\$1
Department of Mental Health & Addiction Services	BHCARE INC	21MHA6046	Enhanced Medication Assisted Treatment (E-MAT) SOR YR3	N	\$0	\$350,000	\$0	\$350,000	9/30/2020	9/29/2022	\$400,000	\$350,000	\$50,000
Department of Mental Health & Addiction Services	BRIDGES HEALTHCARE INC	21MHA6038	Mobile Outreach and Medication Assisted Treatment SOR YR3	N	\$0	\$200,000	\$0	\$200,000	9/30/2020	9/29/2022	\$400,000	\$200,000	\$200,000
Department of Mental Health & Addiction Services	CENTRAL NAUGATUCK VALLEY HELP INC	21MHA6042	Enhanced Medication Assisted Treatment SOR YR3	N	\$0	\$200,000	\$0	\$200,000	9/30/2020	9/29/2022	\$400,000	\$375,000	\$25,000
Department of Mental Health & Addiction Services	CORNELL SCOTT-HILL HEALTH CORPORATION	21MHA6043	Enhanced Medication Assisted Treatment (E-MAT) SOR YR3	N	\$0	\$200,000	\$0	\$200,000	9/30/2020	9/29/2022	\$400,000	\$375,000	\$25,000
Department of Mental Health & Addiction Services	THE SOUTHEASTERN COUNCIL ON ALCOHOLISM	21MHA6047	Enhanced Medication Assisted Treatment SOR YR3	N	\$0	\$175,000	\$0	\$175,000	9/30/2020	9/29/2022	\$400,000	\$350,000	\$50,000
Department of Mental Health & Addiction Services	THE VILLAGE FOR FAMILIES & CHILDREN INC	21MHA6044	Enhanced Medication Assisted Treatment (E-MAT) SOR YR3	N	\$0	\$175,000	\$0	\$175,000	9/30/2020	9/29/2022	\$400,000	\$325,000	\$75,000
Department of Mental Health & Addiction Services	UNITED SERVICES INC	21MHA6045	Enhanced Medication Assisted Treatment (E-MAT) SOR YR3	N	\$0	\$300,000	\$0	\$300,000	9/30/2020	9/29/2022	\$400,000	\$300,000	\$100,000



Agency	Supplier Name	Contract ID #	Contract Description	Competitive	Payments				Terms				
					General Fund	Federal Fund	Other Fund	Total FY 2022	Contract Begin Date	Contract Expire Date	Cumulative Contract Total Amount	Cumulative Contract Payments	Cumulative Contract Balance Remaining
Department of Mental Health & Addiction Services	YALE UNIVERSITY	21MHA6064	Latino Citizenship Model Program SOR YR3	N	\$0	\$200,000	\$0	\$200,000	4/1/2021	9/29/2022	\$400,000	\$200,000	\$200,000
Department of Mental Health & Addiction Services	YALE UNIVERSITY	21MHA6065	Imani Citizenship Model Program SOR YR3	N	\$0	\$200,000	\$0	\$200,000	4/1/2021	9/29/2022	\$400,000	\$200,000	\$200,000
Department of Mental Health & Addiction Services	TVCCA INC	20MHA2101	MHA18904 / SFY20 / Next Step	N	\$138,246	\$5,530	\$0	\$143,776	7/1/2019	6/30/2022	\$420,268	\$420,268	\$0
Department of Mental Health & Addiction Services	FAMILY & CHILDRENS AGENCY INC	22MHA2407POS01	N Case Management SFY22	N	\$0	\$253,033	\$0	\$253,033	6/25/2021	3/14/2023	\$428,869	\$253,033	\$175,836
Department of Mental Health & Addiction Services	THE OPEN DOOR SHELTER INC	22MHA2425POS01	N Social Rehabilitation SFY22	N	\$53,148	\$0	\$0	\$53,148	3/1/2022	6/30/2025	\$435,810	\$53,148	\$382,662
Department of Mental Health & Addiction Services	MIDDLESEX HOSPITAL	21MHA2067POS01	N Case Management, MHA13502 - SFY21	N	\$143,119	\$5,725	\$0	\$148,844	7/1/2020	6/30/2023	\$440,807	\$291,963	\$148,844
Department of Mental Health & Addiction Services	EDADVANCE	22MHA2162POS01	N Transportation/MHA08101	N	\$151,831	\$5,747	\$0	\$157,578	7/1/2021	6/30/2024	\$442,782	\$157,578	\$285,204
Department of Mental Health & Addiction Services	CATHOLIC CHARITIES INC	22MHA2105POS01	C Pre-Trial DUI Alcohol Education FFS - MHA02303 - PTIP Alcohol FY23	N	\$13,962	\$0	\$117,350	\$131,312	7/1/2021	6/30/2022	\$443,673	\$131,312	\$312,362
Department of Mental Health & Addiction Services	COMMUNITY MENTAL HEALTH AFFILIATES INC	21MHA6050	Medication Assisted Treatment Outreach (MAT) SOR YR3	N	\$0	\$166,956	\$0	\$166,956	9/30/2020	9/29/2022	\$445,216	\$333,912	\$111,304
Department of Mental Health & Addiction Services	CHRYSALIS CENTER INC	22MHA2114POS01	N Supportive Housing CM (FFS)	N	\$0	\$49,750	\$0	\$49,750	7/1/2021	6/30/2024	\$447,969	\$49,750	\$398,219
Department of Mental Health & Addiction Services	THE SOUTHEASTERN COUNCIL ON ALCOHOLISM	22MHA2053POS01	C Pre-Trial DUI Alcohol Education FFS - MHA18112 - PTIP	N	\$13,208	\$0	\$97,420	\$110,628	7/1/2021	6/30/2022	\$451,768	\$110,628	\$341,141
Department of Mental Health & Addiction Services	KHMER HEALTH ADVOCATES INC	20MHA2138	Case Management, MHA12251, FY21	N	\$250,000	\$10,000	\$0	\$260,000	7/1/2019	6/30/2022	\$452,374	\$452,374	\$0
Department of Mental Health & Addiction Services	WHEELER CLINIC INC	20MHA2185	Outpatient Clinical	Y	\$155,058	\$3,165	\$0	\$158,223	8/15/2019	6/30/2022	\$454,891	\$454,891	\$0
Department of Mental Health & Addiction Services	APPLIED BEHAVIORAL REHABILITATION	21MHA2001	N Supervised Housing MHA00701 SFY21	N	\$147,721	\$5,909	\$0	\$153,630	7/1/2020	6/30/2023	\$454,981	\$301,351	\$153,630
Department of Mental Health & Addiction Services	THE CONSULTATION CENTER INC	20MHA2051	MHA04102/Riverside Education Academy\FY20	N	\$157,009	\$6,280	\$0	\$163,289	7/1/2019	6/30/2022	\$477,307	\$477,307	\$0
Department of Mental Health & Addiction Services	RECOVERY NETWORK OF PROGRAMS INC	22MHA2422POS01	MHA16940 SFY22 N MH Intensive Residential/Jail Diversion	N	\$0	\$328,421	\$0	\$328,421	8/1/2021	3/14/2023	\$480,000	\$328,421	\$151,579
Department of Mental Health & Addiction Services	COMMUNITY MENTAL HEALTH AFFILIATES INC	22MHA2159POS01	N Outpatient Clinical Services	N	\$162,890	\$0	\$0	\$162,890	7/1/2021	6/30/2024	\$488,670	\$162,890	\$325,780
Department of Mental Health & Addiction Services	COMMUNITY HEALTH RESOURCES INC	22MHA2403	N Case Management - Addiction - FY22	N	\$0	\$289,100	\$0	\$289,100	6/25/2021	3/14/2023	\$490,000	\$289,100	\$200,900
Department of Mental Health & Addiction Services	YALE UNIVERSITY	20MHA6085	Yale Primary FY21	N	\$111,316	\$0	\$0	\$111,316	7/1/2020	6/30/2024	\$493,243	\$229,214	\$264,029
Department of Mental Health & Addiction Services	YOUTH CHALLENGE OF CONNECTICUT INC	21MHA2009POS01	N Intermediate & Long Term Treatment - Youth Challenge Men's Home - SFY21	N	\$31,070	\$31,352	\$0	\$62,422	7/1/2020	6/30/2023	\$496,767	\$92,568	\$404,199
Department of Mental Health & Addiction Services	OPTIMUS HEALTH CARE INC	20MHA2025	MHA01701: Project Nueva Vida SFY20	N	\$164,209	\$6,568	\$0	\$170,777	7/1/2019	6/30/2022	\$499,195	\$499,195	\$0
Department of Mental Health & Addiction Services	THE KENNEDY CENTER INC	21MHA2168POS01	N Employment Services: EBP MHA12105 Employment Services	N	\$251,245	\$10,417	\$0	\$261,662	7/1/2020	6/30/2023	\$512,907	\$512,907	\$0
Department of Mental Health & Addiction Services	CONNECTICUT COUNCIL ON PROBLEM GAMBLING	20MHA6007	Problem Gambling Help Line	N	\$0	\$0	\$140,000	\$140,000	9/1/2019	6/30/2023	\$535,000	\$370,000	\$165,000
Department of Mental Health & Addiction Services	APT FOUNDATION INC	22MHA2424	MHA0822 / APT 7 Day/Week OTP / SFY22	N	\$0	\$234,385	\$0	\$234,385	8/1/2021	3/14/2023	\$554,000	\$234,385	\$319,615
Department of Mental Health & Addiction Services	J T PODIATRY LLC	19MHA6063	19MHA6063	N	\$96,842	\$0	\$0	\$96,842	7/1/2018	6/30/2024	\$558,800	\$347,586	\$211,214
Department of Mental Health & Addiction Services	WILLIAM W BACKUS HOSPITAL	22MHA2104POS01	FY22 Center for Mental Health #MHA01102	N	\$195,713	\$7,829	\$0	\$203,542	7/1/2021	6/30/2024	\$610,626	\$203,542	\$407,084
Department of Mental Health & Addiction Services	YOUTH CONTINUUM INC	21MHA2076POS01	N Young Adult Access Center MHA20326	N	\$69,726	\$8,390	\$140,034	\$218,150	7/1/2020	6/30/2023	\$646,060	\$427,910	\$218,150
Department of Mental Health & Addiction Services	CHRYSALIS CENTER INC	19MHA2114	MHA03420 Supportive Housing (FFS) FY19	N	\$0	\$53,643	\$0	\$53,643	7/1/2018	8/31/2021	\$667,720	\$484,853	\$182,867
Department of Mental Health & Addiction Services	VINFEN CORPORATION OF CONNECTICUT INC	19MHA2150	MHA19753, YAS (FFS), SFY19	N	\$35,971	\$0	\$0	\$35,971	7/1/2018	7/31/2021	\$669,386	\$652,226	\$17,160
Department of Mental Health & Addiction Services	THE CONNECTION INC	22MHA2030POS01	C Pre-Trial DUI Alcohol Education FFS - MHA00502 - PTIP - FY22	N	\$29,355	\$0	\$153,769	\$183,124	7/1/2021	6/30/2022	\$670,746	\$183,124	\$487,622
Department of Mental Health & Addiction Services	VINFEN CORPORATION OF CONNECTICUT INC	22MHA2150POS01	N Young Adult Services: Mixed Model - MHA19753 - Park Place	N	\$200,836	\$8,286	\$0	\$209,121	7/1/2021	6/30/2024	\$681,327	\$209,121	\$472,206
Department of Mental Health & Addiction Services	INTERCOMMUNITY INC	21MHA6007	20MHA6007_InterCommunity, Inc.	N	\$0	\$348,000	\$0	\$348,000	9/15/2020	4/29/2022	\$696,000	\$696,000	\$0
Department of Mental Health & Addiction Services	MENTAL HEALTH CONNECTICUT INC	22MHA2401POS01	N Case Management SFY22	N	\$0	\$415,199	\$0	\$415,199	6/25/2021	3/14/2023	\$703,228	\$415,199	\$288,029
Department of Mental Health & Addiction Services	NATCHAUG HOSPITAL INC	20MHA2090	MHA14405 / FY20 Intermediate Care	N	\$232,366	\$9,295	\$0	\$241,661	7/1/2019	6/30/2022	\$706,393	\$706,393	\$0
Department of Mental Health & Addiction Services	WHEELER CLINIC INC	22MHA2086POS01	C Pre-Trial DUI Alcohol Education FFS - MHA20004 - PTIP	Y	\$31,121	\$0	\$240,757	\$271,878	7/1/2021	6/30/2022	\$720,685	\$271,878	\$448,807



Agency	Supplier Name	Contract ID #	Contract Description	Competitive	Payments				Terms				
					General Fund	Federal Fund	Other Fund	Total FY 2022	Contract Begin Date	Contract Expire Date	Cumulative Contract Total Amount	Cumulative Contract Payments	Cumulative Contract Balance Remaining
Department of Mental Health & Addiction Services	JOHN J DRISCOLL UNITED LABOR AGENCY INC	21MHA2062POS01	N Employment Services: Generic / MHA12001 / SFY21	N	\$0	\$241,913	\$0	\$241,913	7/1/2021	6/30/2023	\$725,739	\$483,826	\$241,913
Department of Mental Health & Addiction Services	CONNECTICUT RENAISSANCE INC	21MHA2187	SFY21 BETTOR CHOICE	Y	\$0	\$6,432	\$287,009	\$293,441	7/1/2020	12/30/2022	\$743,387	\$423,946	\$319,441
Department of Mental Health & Addiction Services	WHEELER CLINIC INC	21MHA2189	C Better Choice- MHA20003 - FY21	Y	\$0	\$7,105	\$287,009	\$294,114	7/1/2020	12/31/2022	\$744,733	\$424,619	\$320,114
Department of Mental Health & Addiction Services	COMMUNICARE INC	21MHA2179	SFY21 Funding	Y	\$0	\$10,440	\$287,009	\$297,449	7/1/2020	6/30/2023	\$751,403	\$514,957	\$236,446
Department of Mental Health & Addiction Services	UNITED SERVICES INC	22MHA2409POS01	N Case Management / Coach 2.0 / SFY22	N	\$0	\$445,069	\$0	\$445,069	6/25/2021	3/14/2023	\$754,354	\$445,069	\$309,285
Department of Mental Health & Addiction Services	MIDWESTERN CONNECTICUT COUNCIL OF	22MHA2060POS01	C Pre-Trial DUI Alcohol Education FFS - MHA13704 PTIP	N	\$40,301	\$0	\$284,611	\$324,912	7/1/2021	6/30/2022	\$764,036	\$324,912	\$439,124
Department of Mental Health & Addiction Services	CONNECTICUT RENAISSANCE INC	22MHA2180POS01	C Pre-Trial DUI Alcohol Education FFS - MHA06802 - PTIP	Y	\$32,228	\$0	\$179,740	\$211,968	7/1/2021	9/30/2022	\$764,204	\$211,968	\$552,236
Department of Mental Health & Addiction Services	CROSS STREET TRAINING & ACADEMIC CENTER	22MHA2400POS01	Case Management COACH 2.0 - SFY22	N	\$0	\$386,732	\$0	\$386,732	6/25/2021	3/14/2023	\$773,462	\$386,732	\$386,730
Department of Mental Health & Addiction Services	COMMUNITY MENTAL HEALTH AFFILIATES INC	21MHA6006	21MHA6006	N	\$0	\$261,000	\$0	\$261,000	9/15/2020	8/15/2022	\$783,000	\$522,000	\$261,000
Department of Mental Health & Addiction Services	ADVANCED BEHAVIORIAL HEALTH INC	19MHA6056	19MHA6056	N	\$162,570	\$3,765	\$0	\$166,335	7/1/2018	6/30/2023	\$812,800	\$609,490	\$203,310
Department of Mental Health & Addiction Services	NEW LONDON HOMELESS HOSPITALITY	21MHA2092POS01	N FUSE Program / #MHA14687 / SFY21	N	\$259,529	\$46,118	\$0	\$305,647	7/1/2020	6/30/2023	\$828,863	\$487,676	\$341,187
Department of Mental Health & Addiction Services	COMMUNITY HEALTH RESOURCES INC	22MHA2084POS01	C Pre-Trial DUI Alcohol Education FFS - MHA05103 - PTIP FY22	Y	\$19,542	\$0	\$139,828	\$159,370	7/1/2021	6/30/2024	\$832,824	\$159,370	\$673,455
Department of Mental Health & Addiction Services	MIDWESTERN CONNECTICUT COUNCIL OF	20MHA2188	MHA13702 Bettor Choice SFY20	Y	\$0	\$5,220	\$281,789	\$287,009	1/1/2020	12/31/2022	\$861,028	\$678,523	\$182,505
Department of Mental Health & Addiction Services	EASTERSEALS CAPITAL REGION & EASTERN	20MHA2124	MHA07702, Supported Employment, FY21	N	\$287,600	\$11,504	\$0	\$299,104	7/1/2019	6/30/2022	\$874,304	\$874,304	\$0
Department of Mental Health & Addiction Services	ABILITY BEYOND DISABILITY INC	21MHA2000	N Employment Services MHA 07307 SFY21	N	\$287,036	\$7,987	\$0	\$295,023	7/1/2020	6/30/2023	\$877,082	\$582,059	\$295,023
Department of Mental Health & Addiction Services	CONTINUUM OF CARE INC	21MHA2191POS01	N Supervised Housing - MHA5446- Beverly Road - FY21	N	\$377,000	\$15,080	\$0	\$392,080	4/1/2021	6/30/2023	\$878,410	\$486,330	\$392,080
Department of Mental Health & Addiction Services	NAMI OF CONNECTICUT INC	21MHA2144POS01	N Family Support, Consultation & Education SFY21	N	\$178,186	\$118,940	\$0	\$297,126	7/1/2020	6/30/2023	\$879,950	\$582,824	\$297,126
Department of Mental Health & Addiction Services	UNITED COMMUNITY & FAMILY SERVICES INC	20MHA2190	MHA19201, Bettor Choice. SFY20	Y	\$0	\$10,440	\$287,009	\$297,449	1/1/2020	6/30/2023	\$881,908	\$688,963	\$192,945
Department of Mental Health & Addiction Services	NORTHWEST CHARITIES INC	20MHA6002	To provide highly specialized treatment for young adults who are diagnosed	N	\$325,715	\$0	\$0	\$325,715	7/1/2019	6/30/2022	\$903,375	\$816,590	\$86,785
Department of Mental Health & Addiction Services	ARTREACH INCORPORATED	22MHA2082POS01	FY22 Artreach Client Services #MHA00901	N	\$297,788	\$11,912	\$0	\$309,700	7/1/2021	6/30/2024	\$929,100	\$309,700	\$619,400
Department of Mental Health & Addiction Services	PACIFIC HOUSE INC	22MHA2032POS01	N Social Rehabilitation Services/Pacific House/MHA17901	N	\$313,878	\$12,555	\$0	\$326,433	7/1/2021	6/30/2024	\$979,299	\$326,433	\$652,866
Department of Mental Health & Addiction Services	HOMES WITH HOPE INC	21MHA2013POS01	N Supportive Housing CM MHA11851 Westport Rotary Centennial House	N	\$351,025	\$14,040	\$0	\$365,065	7/1/2020	6/30/2023	\$1,081,155	\$716,090	\$365,065
Department of Mental Health & Addiction Services	LEEWAY INC	20MHA2064	MHA20701 / SFY20 / PILOTS Housing	M	\$333,115	\$14,725	\$35,000	\$382,840	7/1/2019	6/30/2022	\$1,119,070	\$1,119,070	\$0
Department of Mental Health & Addiction Services	ST VINCENT DEPAUL PL MIDDLETOWN	20MHA2073	MHA18401 / SFY20 / Liberty Commons	Y	\$345,789	\$39,159	\$0	\$384,948	7/1/2019	6/30/2022	\$1,125,232	\$1,125,232	\$0
Department of Mental Health & Addiction Services	JOURNEY FOUND INC	20MHA6086	Acquired Brain Injury (ABI) Program Specialized Residential Services	N	\$377,607	\$15,104	\$0	\$392,711	7/1/2020	6/30/2023	\$1,132,818	\$706,176	\$426,642
Department of Mental Health & Addiction Services	HANDS ON HARTFORD INC	21MHA2128POS01	N Supervised Housing/Apartments - Hands on Hfhd Housing Services SFY21	N	\$427,280	\$17,091	\$0	\$444,371	7/1/2020	6/30/2023	\$1,136,022	\$691,651	\$444,371
Department of Mental Health & Addiction Services	ADVANCED BEHAVIORIAL HEALTH INC	19MHA6094	Women's Reach	Y	\$46,000	\$215,400	\$0	\$261,400	1/1/2019	6/30/2023	\$1,151,165	\$889,765	\$261,400
Department of Mental Health & Addiction Services	CHEMICAL ABUSE SERVICES AGENCY INC	19MHA6092	Women's Reach	M	\$34,500	\$226,900	\$0	\$261,400	1/1/2019	6/30/2023	\$1,151,165	\$826,929	\$324,237
Department of Mental Health & Addiction Services	MCCALL FOUNDATION INC	19MHA6096	Women's Reach	Y	\$46,000	\$278,237	\$0	\$324,237	1/1/2019	6/30/2023	\$1,151,165	\$889,765	\$261,401
Department of Mental Health & Addiction Services	THE VILLAGE FOR FAMILIES & CHILDREN INC	19MHA6095	Women's Reach	Y	\$34,500	\$216,846	\$0	\$251,346	1/1/2019	6/30/2023	\$1,151,165	\$816,875	\$334,291
Department of Mental Health & Addiction Services	THE CONNECTION INC	19MHA6093	Women's Reach	Y	\$46,000	\$205,346	\$0	\$251,346	1/1/2019	6/30/2023	\$1,153,331	\$628,365	\$524,966
Department of Mental Health & Addiction Services	THE CONNECTION FUND-LIBERTY INC	19MHA1007	19-1007 (Continuum of Care)	N	\$0	\$162,256	\$0	\$162,256	7/1/2018	6/30/2024	\$1,185,840	\$658,010	\$527,830
Department of Mental Health & Addiction Services	THE HARTFORD DISPENSARY INC	20MHA2130	MHA10003, Case Management, FY20	N	\$129,577	\$283,764	\$0	\$413,341	7/1/2019	6/30/2022	\$1,209,003	\$1,209,003	\$0
Department of Mental Health & Addiction Services	FAMILY CENTERS INC	22MHA2011POS01	N Housing Coordination/Housing SFY22 Resources/MHA08401	N	\$495,147	\$19,806	\$0	\$514,953	7/1/2021	6/30/2024	\$1,250,859	\$514,953	\$735,906
Department of Mental Health & Addiction Services	CATHOLIC CHARITIES INC	21MHA2111POS01	N Supportive Housing Case Management - Cathedral Green - SFY21	N	\$286,206	\$161,794	\$0	\$448,000	7/1/2020	6/30/2023	\$1,268,197	\$876,263	\$391,934



Agency	Supplier Name	Contract ID #	Contract Description	Competitive	Payments				Terms				
					General Fund	Federal Fund	Other Fund	Total FY 2022	Contract Begin Date	Contract Expire Date	Cumulative Contract Total Amount	Cumulative Contract Payments	Cumulative Contract Balance Remaining
Department of Mental Health & Addiction Services	YALE NEW HAVEN HOSPITAL	21MHA2075POS01	N Acute Care Program, MHA20103 - SFY21	N	\$320,098	\$124,324	\$0	\$444,422	7/1/2020	6/30/2023	\$1,316,173	\$871,751	\$444,422
Department of Mental Health & Addiction Services	JUDGE ROTENBERG EDUC CTR INC	21MHA6004	ABI Residential Services	N	\$738,897	\$0	\$0	\$738,897	7/1/2020	6/30/2022	\$1,321,259	\$1,268,475	\$52,784
Department of Mental Health & Addiction Services	DIALYSIS CLINIC INC	22MHA6034	Hemodialysis Therapy	N	\$140,725	\$0	\$0	\$140,725	12/20/2021	11/30/2025	\$1,350,956	\$140,725	\$1,210,231
Department of Mental Health & Addiction Services	THE KENNEDY CENTER INC	22MHA2016POS01	N Peer to Peer Vocational/Peer to Peer/MHA12101 SFY22	N	\$414,313	\$43,964	\$0	\$458,277	7/1/2021	6/30/2024	\$1,374,831	\$458,277	\$916,554
Department of Mental Health & Addiction Services	JOURNEY FOUND INC	21MHA6005	FY21 Specialized Residential Services - Community Residential Support	N	\$469,854	\$0	\$0	\$469,854	7/1/2020	6/30/2023	\$1,447,149	\$859,896	\$587,252
Department of Mental Health & Addiction Services	KUHN EMPLOYMENT OPPORTUNITIES INC	22MHA2063POS01	MHA12301 / #MHA12301 / Supported Employment / SFY22	N	\$460,686	\$45,636	\$0	\$506,322	7/1/2021	6/30/2024	\$1,518,966	\$506,322	\$1,012,644
Department of Mental Health & Addiction Services	GOODWILL INDUSTRIES OF SOUTHERN	21MHA2056POS01	N IDEA Works, #MHA07901 - SFY21	N	\$494,525	\$19,781	\$0	\$514,306	7/1/2020	6/30/2023	\$1,524,901	\$1,010,595	\$514,306
Department of Mental Health & Addiction Services	YALE UNIVERSITY	19MHA6117	PRIME Clinic, CHR-P	N	\$0	\$400,000	\$0	\$400,000	10/1/2018	9/29/2022	\$1,550,000	\$1,200,000	\$350,000
Department of Mental Health & Addiction Services	BIRTH SUPPORT EDUCATION AND BEYOND LLC	18MHA6043	Doula Services- SFY18	N	\$225,000	\$0	\$0	\$225,000	10/1/2017	9/30/2022	\$1,550,657	\$1,383,555	\$167,102
Department of Mental Health & Addiction Services	FRIENDSHIP SERVICE CENTER INC	20MHA2126	MHA09102, PATH Homeless Outreach, FY20	N	\$334,420	\$184,490	\$0	\$518,910	7/1/2019	6/30/2022	\$1,571,253	\$1,555,128	\$16,125
Department of Mental Health & Addiction Services	CENTER FOR COMMUNITY INDEPENDENCE INC	20MHA6080	ABI Residential Support Services	N	\$525,700	\$0	\$0	\$525,700	7/1/2020	6/30/2023	\$1,578,000	\$1,051,400	\$526,600
Department of Mental Health & Addiction Services	COMMUNITY RENEWAL TEAM INC	20MHA2121	MHA01001 Asian Family Outpatient FY20	N	\$519,293	\$20,772	\$0	\$540,065	7/1/2019	6/30/2022	\$1,578,651	\$1,578,651	\$0
Department of Mental Health & Addiction Services	CATHOLIC CHARITIES INC	21MHA2154POS01	N Case Management: Mental Health MHA02301 CM Hispanic Family SFY21	N	\$540,155	\$19,000	\$0	\$559,155	7/1/2020	6/30/2023	\$1,658,465	\$1,099,310	\$559,155
Department of Mental Health & Addiction Services	FAMILY & CHILDRENS AGENCY INC	21MHA2010POS01	N Homeless Outreach & Engagement MHA08305 Homeless Outreach CM	M	\$502,381	\$34,611	\$0	\$536,992	7/1/2020	6/30/2023	\$1,663,007	\$1,109,340	\$553,667
Department of Mental Health & Addiction Services	UNIDINE CORPORATION	21MHA6002	Food Services	N	\$918,745	\$0	\$0	\$918,745	7/1/2020	6/30/2022	\$1,691,995	\$1,671,162	\$20,833
Department of Mental Health & Addiction Services	CATHOLIC CHARITIES OF FAIRFIELD COUNTY	21MHA2004	N Supportive Housing MHA02206 CCR/FUSE SFY21	N	\$519,378	\$22,575	\$43,750	\$585,703	7/1/2020	6/30/2023	\$1,734,534	\$1,148,831	\$585,703
Department of Mental Health & Addiction Services	JUDGE ROTENBERG EDUC CTR INC	18MHA6012	YAS Residential Services	N	\$301,589	\$0	\$0	\$301,589	7/1/2017	6/30/2023	\$1,747,710	\$1,437,551	\$310,159
Department of Mental Health & Addiction Services	IMMACARE INC	20MHA2133	MHA11401, Homeless Outreach, FY20	N	\$534,415	\$75,284	\$0	\$609,699	7/1/2019	6/30/2022	\$1,782,197	\$1,782,197	\$0
Department of Mental Health & Addiction Services	MENTAL HEALTH CONNECTICUT INC	22MHA2139POS01	N Employment Support: Deaf/Hearing - MHA0602 - Adult Vocational FY22	N	\$542,140	\$52,321	\$0	\$594,461	7/1/2021	6/30/2024	\$1,828,799	\$594,461	\$1,234,338
Department of Mental Health & Addiction Services	LIFEBRIDGE COMMUNITY SERVICES INC	20MHA2020	MHA08201: Outpatient Program SFY20	M	\$603,153	\$24,126	\$0	\$627,279	7/1/2019	6/30/2022	\$1,833,586	\$1,833,585	\$1
Department of Mental Health & Addiction Services	MARTIN HOUSE INC	22MHA2089POS01	FY22 Recovery for Life #MHA12951	N	\$619,631	\$24,785	\$0	\$644,416	7/1/2021	6/30/2024	\$1,933,248	\$644,416	\$1,288,832
Department of Mental Health & Addiction Services	CHARTER OAK HEALTH CENTER INC	19MHA1077POS01	MHA03151 PIC-CT- SFY2019	M	\$0	\$331,378	\$0	\$331,378	9/30/2018	9/29/2023	\$2,091,786	\$1,235,340	\$856,447
Department of Mental Health & Addiction Services	YALE UNIVERSITY	21MHA2074POS01	N South Central Crisis Program, MHA20208 - SFY21	M	\$545,819	\$21,833	\$132,000	\$699,652	7/1/2020	6/30/2023	\$2,112,812	\$1,413,160	\$699,652
Department of Mental Health & Addiction Services	CONNECTICUT LEGAL RIGHTS PROJECT INC	21MHA6000	Consent Decree FY21	M	\$706,179	\$28,247	\$0	\$734,426	7/1/2020	6/30/2023	\$2,118,537	\$1,440,605	\$677,932
Department of Mental Health & Addiction Services	OPTIMUS HEALTH CARE INC	19MHA1075POS01	MHA15780 PIC-CT, SFY19	N	\$0	\$485,855	\$0	\$485,855	9/30/2018	9/29/2023	\$2,155,026	\$1,391,070	\$763,956
Department of Mental Health & Addiction Services	OP HOPE OF FAIRFIELD INC	22MHA2024POS01	N Supportive Housing Case Management/Next Steps-	N	\$696,332	\$27,853	\$0	\$724,185	7/1/2021	6/30/2024	\$2,172,555	\$724,185	\$1,448,370
Department of Mental Health & Addiction Services	FOCUS CENTER FOR AUTISM INC	20MHA2164	MHA09051 Washington House FY20	M	\$752,458	\$29,698	\$0	\$782,156	7/1/2019	6/30/2022	\$2,267,072	\$2,267,072	\$0
Department of Mental Health & Addiction Services	PRIME TIME HOUSE	21MHA2173POS01	N Employment Services: EBP MHA16302 Vocational Rehab-	N	\$875,977	\$35,039	\$0	\$911,016	7/1/2020	6/30/2023	\$2,275,414	\$1,786,993	\$488,421
Department of Mental Health & Addiction Services	WHEELER CLINIC INC	20MHA2183	Access Line\MHA20026\FY20	N	\$471,488	\$435,115	\$0	\$906,603	7/1/2019	6/30/2022	\$2,338,173	\$2,223,173	\$115,000
Department of Mental Health & Addiction Services	NATCHAUG HOSPITAL INC	20MHA2091	MHA14407 / 23 Hour Observation (EFS), FY20	N	\$163,995	\$0	\$0	\$163,995	7/1/2019	6/30/2022	\$2,377,620	\$550,607	\$1,827,013
Department of Mental Health & Addiction Services	PATHWAYS INC	20MHA2026	MHA15901: Davis Supervised Apartments SFY20	N	\$871,545	\$46,959	\$0	\$918,504	7/1/2019	6/30/2022	\$2,600,151	\$2,599,971	\$180
Department of Mental Health & Addiction Services	CENTRAL CONNECTICUT COAST YOUNG MEN'S	21MHA2005	N Supportive Housing MHA02701 Crescent Apt SFY21	M	\$774,688	\$134,654	\$0	\$909,342	7/1/2020	6/30/2023	\$2,693,049	\$1,783,709	\$909,340
Department of Mental Health & Addiction Services	HARTFORD BEHAVIORAL HEALTH	21MHA2129POS01	N Outpatient Clinical Services - Mental Health Standard - QPClinical - SFY21	N	\$886,834	\$35,473	\$0	\$922,307	7/1/2020	6/30/2023	\$2,731,448	\$1,809,141	\$922,307
Department of Mental Health & Addiction Services	LIBERTY COMMUNITY SERVICES INC	21MHA2065POS01	N BOS 193 - Home Safe, #MHA12705	N	\$558,379	\$432,818	\$0	\$991,197	7/1/2020	6/30/2023	\$2,769,018	\$1,777,821	\$991,197
Department of Mental Health & Addiction Services	ST VINCENT'S MEDICAL CENTER	21MHA2035POS01	N Supportive Housing CM MHA09602 SFY21	N	\$1,367,011	\$54,680	\$0	\$1,421,691	7/1/2020	6/30/2022	\$2,788,702	\$2,788,702	\$0



Agency	Supplier Name	Contract ID #	Contract Description	Competitive	Payments				Terms				
					General Fund	Federal Fund	Other Fund	Total FY 2022	Contract Begin Date	Contract Expire Date	Cumulative Contract Total Amount	Cumulative Contract Payments	Cumulative Contract Balance Remaining
Department of Mental Health & Addiction Services	CHARLOTTE HUNGERFORD HOSPITAL	21MHA2158POS01	N Case Management: Addiction MHA03105 Opioid Community Case	M	\$770,160	\$197,206	\$0	\$967,366	7/1/2020	6/30/2023	\$2,864,892	\$1,897,526	\$967,366
Department of Mental Health & Addiction Services	VISTA LIFE INNOVATIONS INC	18MHA6015	18MHA6015	N	\$174,775	\$2,603	\$0	\$177,378	7/1/2017	6/30/2023	\$2,877,807	\$822,735	\$2,055,072
Department of Mental Health & Addiction Services	GUARDIAN AD LITEM SERVICES INC	22MHA2165POS01	N Case Management: Mental Health/MHA20805/Melissa's Project R2	N	\$855,492	\$34,220	\$100,000	\$989,712	7/1/2021	6/30/2024	\$2,969,136	\$989,712	\$1,979,424
Department of Mental Health & Addiction Services	INSPIRICA INC	20MHA2015	MHA18201: Atlantic Park Apartments SFY20	N	\$931,509	\$98,526	\$0	\$1,030,035	7/1/2019	6/30/2022	\$3,010,871	\$3,010,871	\$0
Department of Mental Health & Addiction Services	CORNELL SCOTT-HILL HEALTH CORPORATION	22MHA2054POS01	MHA10303 / Outreach & Engagement / SFY22	N	\$75,979	\$940,155	\$0	\$1,016,134	7/1/2021	6/30/2024	\$3,048,402	\$1,016,134	\$2,032,268
Department of Mental Health & Addiction Services	MARRAKECH DAY SERVICES	22MHA2021POS01	N Employment Services: EBP/Employment	N	\$1,201,168	\$29,520	\$0	\$1,230,688	7/1/2021	6/30/2024	\$3,119,420	\$1,230,688	\$1,888,732
Department of Mental Health & Addiction Services	BEACON HEALTH OPTIONS INC	22MHA6036	FY22 CT Access Mental Health for Moms	N	\$0	\$354,000	\$0	\$354,000	5/1/2022	9/30/2025	\$3,184,000	\$354,000	\$2,830,000
Department of Mental Health & Addiction Services	DANBURY HOSPITAL	20MHA2161	MHA07101 Crisis Intervention FY20	M	\$1,063,941	\$204,474	\$0	\$1,268,415	7/1/2019	6/30/2022	\$3,236,222	\$3,236,222	\$0
Department of Mental Health & Addiction Services	HARTFORD HOSPITAL	18MHA6003	CVH: Electroconvulsive Therapy (ECT) program	N	\$209,287	\$0	\$0	\$209,287	7/1/2017	6/30/2025	\$3,325,700	\$911,617	\$2,414,083
Department of Mental Health & Addiction Services	NEW REACH INC	22MHA2068POS01	MHA14601 / Pilots Program / SFY22	N	\$849,298	\$248,692	\$0	\$1,097,990	7/1/2021	6/30/2024	\$3,327,750	\$1,097,990	\$2,229,760
Department of Mental Health & Addiction Services	WHEELER CLINIC INC	20MHA2151	FASD, MHA20024, FY20	M	\$713,202	\$438,138	\$0	\$1,151,340	7/1/2019	6/30/2022	\$3,344,413	\$3,344,413	\$0
Department of Mental Health & Addiction Services	PERCEPTION PROGRAMS INC	20MHA2094	MHA16001 / FY20 / CM Latino Outreach (SA)	N	\$429,704	\$372,408	\$324,283	\$1,126,395	7/1/2019	6/30/2022	\$3,380,794	\$3,365,919	\$14,875
Department of Mental Health & Addiction Services	THE ST VINCENT DEPAUL MISSION OF	22MHA2176POS01	N Group Homes/Casa de Rosa/MHA18501	N	\$1,183,943	\$56,906	\$0	\$1,240,849	7/1/2021	6/30/2024	\$3,566,547	\$1,240,849	\$2,325,698
Department of Mental Health & Addiction Services	LAUREL HOUSE INC	22MHA2018POS01	N PILOTS Program/Supportive Housing Case Management/MHA12401	N	\$1,261,056	\$50,442	\$0	\$1,311,498	7/1/2021	6/30/2024	\$3,934,494	\$1,311,498	\$2,622,996
Department of Mental Health & Addiction Services	EASTCONN	19MHA6057	19-6057 (Special Education Services)SFY2018	M	\$399,175	\$0	\$0	\$399,175	7/1/2018	6/30/2023	\$3,955,536	\$1,575,212	\$2,380,324
Department of Mental Health & Addiction Services	BRIDGE HOUSE INC	22MHA2002POS01	N Social Rehabilitation Services/Social Rehab SFY22/MHA 01601	N	\$1,278,584	\$51,143	\$0	\$1,329,727	7/1/2021	6/30/2024	\$3,989,181	\$1,329,727	\$2,659,454
Department of Mental Health & Addiction Services	SUPPORTIVE ENVIRO LIVING FACILITY JNC	20MHA2175	MHA17802 Geriatric Supervised Apartments FY20	N	\$1,395,593	\$55,824	\$0	\$1,451,417	7/1/2019	6/30/2022	\$4,242,603	\$4,242,603	\$0
Department of Mental Health & Addiction Services	JUSTICE RESOURCE INSTITUTE INC	17MHA6008	YAS Residential Program	M	\$1,099,197	\$32,484	\$0	\$1,131,681	7/1/2016	6/30/2023	\$4,531,202	\$3,413,854	\$1,117,348
Department of Mental Health & Addiction Services	YALE NEW HAVEN HOSPITAL	17MHA6005	Management of Yale Pharmacy FY 18	N	\$827,130	\$0	\$0	\$827,130	7/1/2017	6/30/2022	\$4,567,495	\$4,181,156	\$386,339
Department of Mental Health & Addiction Services	WELLMORE INC	19MHA1076POS01	MHA14018 PIC-CT SFY19	M	\$0	\$860,157	\$0	\$860,157	9/30/2018	9/29/2023	\$4,582,756	\$3,083,277	\$1,499,479
Department of Mental Health & Addiction Services	THE NORWALK HOSPITAL ASSOCIATION	20MHA2023	MHA15503: Psychiatric Outpatient Clinical SFY20	N	\$1,511,397	\$51,836	\$0	\$1,563,233	7/1/2019	6/30/2022	\$4,586,027	\$4,586,027	\$0
Department of Mental Health & Addiction Services	FELLOWSHIP PLACE INC	20MHA2058	MHA08801 / SFY20 / Fellowship Inn Social Rehab.	M	\$1,496,016	\$59,826	\$0	\$1,555,842	7/1/2019	6/30/2022	\$4,587,144	\$4,587,144	\$0
Department of Mental Health & Addiction Services	TOTAL RENAL CARE OF NEW YORK INC	17MHA6001	Hemodialysis Therapy	N	\$48,034	\$0	\$0	\$48,034	7/1/2016	6/30/2023	\$4,704,959	\$883,170	\$3,821,788
Department of Mental Health & Addiction Services	CATHOLIC CHARITIES OF FAIRFIELD COUNTY	22MHA2155POS01	N Homeless Outreach & Engagement/Homeless	N	\$1,318,133	\$283,201	\$0	\$1,601,334	7/1/2021	6/30/2024	\$4,714,942	\$1,601,334	\$3,113,608
Department of Mental Health & Addiction Services	COMMUNITY RESOURCES FOR JUSTICE	20MHA6004	YAS Residential Supported Services	M	\$1,254,448	\$0	\$0	\$1,254,448	7/1/2019	6/30/2022	\$4,905,710	\$3,726,461	\$1,179,249
Department of Mental Health & Addiction Services	PROSPECT WATERBURY INC	21MHA2177POS01	N Crisis Respite Services MHA19906 Crisis Respite	N	\$1,389,224	\$287,878	\$0	\$1,677,102	7/1/2020	6/30/2023	\$5,031,308	\$3,315,999	\$1,715,309
Department of Mental Health & Addiction Services	ADVANCED BEHAVIORIAL HEALTH INC	20MHA2079	MHA00117/Mental Health Waiver/SFY20	M	\$1,660,872	\$66,434	\$0	\$1,727,306	7/1/2019	6/30/2022	\$5,049,050	\$5,049,050	\$0
Department of Mental Health & Addiction Services	KEYSTONE HOUSE INC	22MHA2017	MHA12203 / St. Johns I / SFY22	N	\$1,608,288	\$90,452	\$0	\$1,698,740	7/1/2021	6/30/2024	\$5,096,220	\$1,698,740	\$3,397,480
Department of Mental Health & Addiction Services	CHEMICAL ABUSE SERVICES AGENCY JNC	21MHA2006POS01	N AIDS Residence MHA10201SFY21 FUNDING	M	\$1,128,828	\$560,168	\$0	\$1,688,996	7/1/2020	6/30/2023	\$5,174,601	\$3,282,467	\$1,892,134
Department of Mental Health & Addiction Services	MY SISTERS PLACE INC	21MHA2143POS01	N Emergency Housing Assistance - HAF MHA14210 SFY21	M	\$1,538,320	\$58,330	\$52,500	\$1,649,150	7/1/2020	6/30/2023	\$5,184,382	\$3,421,232	\$1,763,150
Department of Mental Health & Addiction Services	MIDWESTERN CONNECTICUT COUNCIL OF	21MHA2171POS01	N Case Management: Addiction MHA13911 Case Management	M	\$772,341	\$726,781	\$0	\$1,499,122	7/1/2020	6/30/2023	\$5,271,537	\$2,844,312	\$2,427,225
Department of Mental Health & Addiction Services	CENTRAL NAUGATUCK VALLEY HELP INC	20MHA2157	MHA02801 Wynnewood Res. Spt. FY20	M	\$1,440,336	\$234,309	\$359,753	\$2,034,398	7/1/2019	6/30/2022	\$5,867,032	\$5,867,031	\$1
Department of Mental Health & Addiction Services	ADVOCACY UNLIMITED INC	20MHA2109	MHA00201/Advocacy Development\FY20	M	\$1,997,197	\$79,888	\$0	\$2,077,085	7/1/2019	6/30/2022	\$6,071,479	\$6,071,479	\$0
Department of Mental Health & Addiction Services	SECURE CARE OPTIONS LLC	19MHA6064	SFY 19 19MHA6064	N	\$736,493	\$0	\$662,052	\$1,398,545	7/1/2018	6/30/2023	\$6,282,958	\$4,783,592	\$1,499,366
Department of Mental Health & Addiction Services	CONNECTICUT RENAISSANCE INC	21MHA2007POS01	N Outpatient Clinical Services: Addiction Standard MHA06803	M	\$534,484	\$277,206	\$1,380,663	\$2,192,353	7/1/2020	6/30/2023	\$6,430,837	\$4,279,010	\$2,151,827



Agency	Supplier Name	Contract ID #	Contract Description	Competitive	Payments				Terms				
					General Fund	Federal Fund	Other Fund	Total FY 2022	Contract Begin Date	Contract Expire Date	Cumulative Contract Total Amount	Cumulative Contract Payments	Cumulative Contract Balance Remaining
Department of Mental Health & Addiction Services	COMMUNICARE INC	22MHA2046POS01	MHA04603 / BHH / SFY22	N	\$1,895,270	\$236,840	\$0	\$2,132,110	7/1/2021	6/30/2024	\$6,940,622	\$2,132,110	\$4,808,512
Department of Mental Health & Addiction Services	MERCY HOUSING & SHELTER CORPORATION	19MHA2140	MHA13201 / The Residence / SFY2019	M	\$0	\$6,705	\$0	\$6,705	7/1/2018	6/30/2021	\$7,171,769	\$7,171,769	\$0
Department of Mental Health & Addiction Services	GOODWILL OF WESTERN AND NORTHERN	20MHA2012	MHA09401: Cheshire House SFY20	M	\$2,504,021	\$96,761	\$0	\$2,600,782	7/1/2019	6/30/2022	\$7,375,510	\$7,375,510	\$0
Department of Mental Health & Addiction Services	LIBERATION PROGRAMS INC	20MHA2019	MHA12803:Families in Recovery SFY20	M	\$756,131	\$1,207,343	\$705,474	\$2,668,948	7/1/2019	6/30/2022	\$7,848,878	\$7,848,878	\$0
Department of Mental Health & Addiction Services	MY PEOPLE CLINICAL SERVICES LLC	22MHA2142POS01	N Young Adult Services - MHA14151 - Bridgeway House	N	\$2,551,466	\$102,060	\$0	\$2,653,526	7/1/2021	6/30/2024	\$7,960,578	\$2,653,526	\$5,307,052
Department of Mental Health & Addiction Services	HARTFORD HOSPITAL	22MHA2131POS01	N OP Clinical Services: MH Standard - MHA10102 - OP Clinical	N	\$2,033,707	\$620,524	\$0	\$2,654,231	7/1/2021	6/30/2024	\$7,962,693	\$2,654,231	\$5,308,462
Department of Mental Health & Addiction Services	WELLMORE INC	21MHA2178POS01	N Case Management: Addiction MHA14012 Case Management	M	\$1,366,678	\$1,245,271	\$87,710	\$2,699,659	7/1/2020	6/30/2023	\$8,002,906	\$5,305,802	\$2,697,104
Department of Mental Health & Addiction Services	MCCALL FOUNDATION INC	22MHA2169POS01	N Residential Services: Intensive Addiction/Carnes Weeks	N	\$358,023	\$308,054	\$350,764	\$1,016,841	7/1/2021	6/30/2024	\$8,426,379	\$1,016,841	\$7,409,538
Department of Mental Health & Addiction Services	ADVANCED BEHAVIORIAL HEALTH INC	22MHA2078POS01	N Eastern Region Service Center - MHA00101 - Eastern Region Service	N	\$2,548,276	\$107,024	\$0	\$2,655,300	7/1/2021	6/30/2024	\$8,481,900	\$2,655,300	\$5,826,600
Department of Mental Health & Addiction Services	THE SOUTHEASTERN COUNCIL ON ALCOHOLISM	22MHA2098POS01	MHA18101 / Acute Care & Evaluation / FY22	N	\$1,540,512	\$360,641	\$482,403	\$2,383,556	7/1/2021	6/30/2024	\$8,506,542	\$2,383,556	\$6,122,986
Department of Mental Health & Addiction Services	LAKESIDE NEUROLOGIC	22MHA6008	YAS Residential Support SFY22	N	\$2,347,326	\$0	\$0	\$2,347,326	7/1/2021	6/30/2024	\$8,738,100	\$2,347,326	\$6,390,774
Department of Mental Health & Addiction Services	CONNECTICUT COMMUNITY FOR ADDICTION	20MHA2122	MHA06301, Recovery Community Center, FY20	M	\$748,938	\$2,084,476	\$135,441	\$2,968,855	7/1/2019	6/30/2022	\$8,837,882	\$8,737,882	\$100,000
Department of Mental Health & Addiction Services	ABILITY BEYOND DISABILITY INC	22MHA2153POS01	N Employment Services: FRP/Employment Services/MHA07302	N	\$3,013,102	\$113,276	\$0	\$3,126,378	7/1/2021	6/30/2024	\$9,265,734	\$3,126,378	\$6,139,356
Department of Mental Health & Addiction Services	MARRAKECH DAY SERVICES	22MHA2066POS01	MHA12901 / Outreach and Engagement / SFY22	N	\$3,089,980	\$116,999	\$0	\$3,206,979	7/1/2021	6/30/2024	\$9,616,777	\$3,206,979	\$6,409,798
Department of Mental Health & Addiction Services	GOODWILL OF WESTERN AND NORTHERN	19MHA6112	ABI Client Services	M	\$1,332,226	\$1,320	\$0	\$1,333,546	7/1/2019	6/30/2023	\$10,404,400	\$4,181,314	\$6,223,086
Department of Mental Health & Addiction Services	MERCY HOUSING & SHELTER CORPORATION	22MHA2140	N Supervised Housing - MHA13201 - The Residence FY22	N	\$2,592,365	\$686,272	\$0	\$3,278,637	7/1/2021	6/30/2024	\$10,623,260	\$3,278,637	\$7,344,623
Department of Mental Health & Addiction Services	COLUMBUS HOUSE INC	20MHA2044	MHA03801 / SFY20 / Shelter Case Management, SFY18: MHA03801	M	\$2,793,985	\$1,444,341	\$0	\$4,238,326	7/1/2019	6/30/2022	\$12,104,854	\$12,081,375	\$23,479
Department of Mental Health & Addiction Services	VINFN CORPORATION OF CONNECTICUT INC	22MHA2149POS01	N Young Adult Services: Mixed Model - MHA19751 - Freedom House - FY22	N	\$3,360,188	\$128,608	\$0	\$3,488,796	7/1/2021	6/30/2024	\$12,430,551	\$3,488,796	\$8,941,755
Department of Mental Health & Addiction Services	RECOVERY NETWORK OF PROGRAMS INC	22MHA2028POS01	N Infectious Disease Education & Testing/HIV/AIDS/MHA16901/SFY22	N	\$2,973,721	\$764,121	\$0	\$3,737,842	7/1/2021	6/30/2024	\$12,927,532	\$3,737,842	\$9,189,690
Department of Mental Health & Addiction Services	LIFECONNECTIONS SPECIALIZED SUPPORT	20MHA6003	YAS Residential FY20	M	\$1,647,758	\$0	\$0	\$1,647,758	7/1/2019	6/30/2025	\$14,274,631	\$4,990,055	\$9,284,576
Department of Mental Health & Addiction Services	MENTAL HEALTH CONNECTICUT INC	21MHA2022POS01	N Community Support MHA13109 Stamford Residential Support SFY21	M	\$4,775,764	\$240,637	\$0	\$5,016,401	7/1/2020	6/30/2023	\$14,836,324	\$9,778,974	\$5,057,350
Department of Mental Health & Addiction Services	APT FOUNDATION INC	22MHA2036POS01	MHA00803 / CTU Outpatient / SFY22	N	\$2,133,171	\$1,384,923	\$1,547,656	\$5,065,750	7/1/2021	6/30/2024	\$14,870,286	\$5,065,750	\$9,804,536
Department of Mental Health & Addiction Services	CENTER FOR HUMAN DEVELOPMENT INC	22MHA2156POS01	N Supportive Housing Case Management/PILOTS-	N	\$4,488,348	\$578,050	\$0	\$5,066,398	7/1/2021	6/30/2024	\$15,101,149	\$5,066,398	\$10,034,751
Department of Mental Health & Addiction Services	CHRYSALIS CENTER INC	22MHA2113	N Social Rehabilitation Services - MHA03405 - Recovery Empowerment -	N	\$4,959,506	\$635,868	\$54,976	\$5,650,350	7/1/2021	6/30/2024	\$15,413,298	\$5,650,350	\$9,762,948
Department of Mental Health & Addiction Services	MENTAL HEALTH CONNECTICUT INC	20MHA2170	MHA13103 FY20 Independence Center	M	\$6,083,978	\$235,533	\$0	\$6,319,511	7/1/2019	6/30/2022	\$18,302,115	\$18,302,115	\$0
Department of Mental Health & Addiction Services	ABILITY BEYOND DISABILITY INC	22MHA2108POS01	N ABI Community-Based Residence - MHA07301 - Unionville House SFY22	N	\$6,862,344	\$277,528	\$0	\$7,139,872	7/1/2021	6/30/2024	\$21,234,616	\$7,139,872	\$14,094,744
Department of Mental Health & Addiction Services	BRIDGES HEALTHCARE INC	21MHA2042POS01	N Behavioral Health Homes Program / #MHA01818 /SFY21	M	\$6,693,857	\$276,001	\$206,158	\$7,176,016	7/1/2020	6/30/2023	\$21,254,056	\$14,078,040	\$7,176,016
Department of Mental Health & Addiction Services	THE CONNECTION INC	20MHA2049	MHA00503 / SFY20 / Cornerstone	M	\$6,250,118	\$1,979,837	\$0	\$8,229,955	7/1/2019	6/30/2022	\$24,017,846	\$23,945,553	\$72,293
Department of Mental Health & Addiction Services	SOUND COMMUNITY SERVICES INC	22MHA2097POS01	MHA09001 / CSRPP / SFY22	N	\$7,913,574	\$766,463	\$0	\$8,680,037	7/1/2021	6/30/2024	\$25,402,975	\$8,680,037	\$16,722,938
Department of Mental Health & Addiction Services	GILEAD COMMUNITY SERVICES INC	20MHA2061	MHA09301 / SFY20 / Gilead ACT	M	\$8,563,343	\$374,951	\$0	\$8,938,294	7/1/2019	6/30/2022	\$25,987,306	\$25,987,306	\$0
Department of Mental Health & Addiction Services	CENTER FOR HUMAN DEVELOPMENT INC	21MHA2112POS01	N Group Homes - MHA02503 - Crossover SFY21	M	\$8,693,340	\$349,187	\$0	\$9,042,527	7/1/2020	6/30/2023	\$27,234,144	\$16,867,264	\$10,366,880
Department of Mental Health & Addiction Services	UNITED SERVICES INC	21MHA2102POS01	N TBI Community Services #MHA19320	M	\$9,123,776	\$1,092,019	\$200,000	\$10,415,795	7/1/2020	6/30/2023	\$30,248,746	\$19,958,795	\$10,289,951
Department of Mental Health & Addiction Services	RUSHFORD CENTER INC	21MHA2070POS01	N Behavioral Health Homes - MHA17517 - BH Homes	M	\$9,085,601	\$1,221,887	\$0	\$10,307,488	7/1/2020	6/30/2023	\$30,471,377	\$19,837,655	\$10,633,722
Department of Mental Health & Addiction Services	RELIANCE HEALTH INC	21MHA2095POS01	N Bozrah House / #MHA17402 / SFY21	M	\$10,451,976	\$589,851	\$0	\$11,041,827	7/1/2020	6/30/2023	\$32,293,229	\$21,665,402	\$10,627,827
Department of Mental Health & Addiction Services	INTERCOMMUNITY INC	21MHA2134POS01	N ABI Consulting & Assessment - MHA11817 - ABI Community	M	\$9,032,892	\$2,138,860	\$0	\$11,171,752	7/1/2020	6/30/2023	\$33,065,896	\$21,421,166	\$11,644,730



Agency	Supplier Name	Contract ID #	Contract Description	Competitive	Payments				Terms				
					General Fund	Federal Fund	Other Fund	Total FY 2022	Contract Begin Date	Contract Expire Date	Cumulative Contract Total Amount	Cumulative Contract Payments	Cumulative Contract Balance Remaining
Department of Mental Health & Addiction Services	BHCARE INC	21MHA204PO0S01	N Shoreline Counseling / MHA09805 / SFY21	M	\$11,894,146	\$660,918	\$32,812	\$12,587,876	7/1/2020	6/30/2023	\$37,257,026	\$24,669,475	\$12,587,551
Department of Mental Health & Addiction Services	COMMUNITY MENTAL HEALTH AFFILIATES INC	21MHA2118PO0S01	N Assertive Community Treatment - MHA04501 - ACT/SFY21	M	\$13,411,806	\$1,350,403	\$0	\$14,762,209	7/1/2020	6/30/2023	\$43,582,572	\$28,514,282	\$15,068,290
Department of Mental Health & Addiction Services	CONTINUUM OF CARE INC	22MHA2052PO0S01	MHA05401 / Crisis Respite (NH) / SFY22	N	\$15,722,056	\$736,507	\$0	\$16,458,563	7/1/2021	6/30/2024	\$51,000,995	\$16,458,563	\$34,542,432
Department of Mental Health & Addiction Services	COMMUNITY HEALTH RESOURCES INC	21MHA2115PO0S01	N Assertive Community Treatment - MHA04423 - YAS ACT Enfield SFY21	M	\$17,131,503	\$2,395,706	\$43,466	\$19,570,675	7/1/2020	6/30/2023	\$57,646,705	\$37,658,258	\$19,988,447
Department of Mental Health & Addiction Services	YALE UNIVERSITY	19MHA6068	Forensic Inpatient FY20	M	\$20,863,671	\$884,601	\$0	\$21,748,272	7/1/2019	6/30/2022	\$65,326,033	\$65,077,793	\$248,240
Total	317				\$284,563,331	\$54,297,558	\$9,989,693	\$348,850,581			\$1,085,532,126	\$680,801,458	\$404,730,667
Department of Public Health	CITY OF NEW HAVEN	17DPH001400	STD Prev & Treatment Svcs.FP1	E	\$0	\$0	\$24,100	\$24,100	7/1/2017	6/30/2023	\$757,329	\$684,390	\$72,939
Department of Public Health	CONNECTICUT TRANSADVOCACY COALITION INC	DPH2022-0087PO0S01	Public Health Systems Improvement, FP 1	E	\$2,003	\$0	\$0	\$2,003	2/1/2022	6/30/2022	\$2,003	\$2,003	\$0
Department of Public Health	OUTCT INC	DPH2022-0098POS	Public Health System Improvmts, FP 1	E	\$2,500	\$0	\$0	\$2,500	2/1/2022	6/30/2022	\$2,500	\$2,500	\$0
Department of Public Health	APEX COMMUNITY CARE INC	DPH2022-0085POS	Public Health Systems Improvement, FP 1	E	\$10,500	\$0	\$0	\$10,500	2/1/2022	6/30/2022	\$10,500	\$10,500	\$0
Department of Public Health	TOWN OF WESTBROOK	DPH2020-0051PO0S01	Preventive Health Services, FP1	E	\$0	\$1,031	\$0	\$1,031	10/1/2019	9/30/2023	\$12,444	\$8,688	\$3,756
Department of Public Health	TOWN OF MONROE	DPH2020-0066PO0S01	Preventive Health Services, FP1	E	\$0	\$5,015	\$0	\$5,015	10/1/2019	9/30/2022	\$14,483	\$12,116	\$2,367
Department of Public Health	ANCHOR HEALTH INITIATIVE CORPORATION	DPH2022-0092POS	Public Health Systems Improvement, FP 1	E	\$14,658	\$0	\$0	\$14,658	2/1/2022	6/30/2022	\$14,658	\$14,658	\$0
Department of Public Health	APNH: A PLACE TO NOURISH YOUR HEALTH INC	DPH2022-0086POS	Public Health Systems Improvement, FP 1	E	\$14,658	\$0	\$0	\$14,658	2/1/2022	6/30/2022	\$14,658	\$14,658	\$0
Department of Public Health	HARTFORD GAY AND LESBIAN HEALTH	DPH2022-0089POS	Public Health Systems Improvement, FP 1	E	\$10,994	\$0	\$0	\$10,994	2/1/2022	6/30/2022	\$14,658	\$10,994	\$3,664
Department of Public Health	STAYWELL HEALTH CARE INC	DPH2022-0090POS	Public Health Systems Improvement FP 1	E	\$10,994	\$0	\$0	\$10,994	2/1/2022	6/30/2022	\$14,658	\$10,994	\$3,664
Department of Public Health	TRIANGLE COMMUNITY CENTER INC	DPH2022-0091POS	Public Health Systems Improvement, FP 1	E	\$14,658	\$0	\$0	\$14,658	2/1/2022	6/30/2022	\$14,658	\$14,658	\$0
Department of Public Health	TOWN OF SOUTH WINDSOR	DPH2021-0178POS	Infectious Disease Program - COVID-19	E	\$0	\$12,473	\$0	\$12,473	5/1/2021	12/31/2021	\$16,672	\$16,641	\$31
Department of Public Health	ADVANCING CONNECTICUT TOGETHER INC	DPH2022-0084PO0S01	Public Health Systems & Equity, FP 1	E	\$17,960	\$0	\$0	\$17,960	2/1/2022	6/30/2022	\$17,960	\$17,960	\$0
Department of Public Health	TOWN OF BETHEL	DPH2020-0042PO0S01	Preventive Health Services, FP1	E	\$0	\$2,336	\$0	\$2,336	10/1/2019	9/30/2023	\$19,455	\$11,977	\$7,478
Department of Public Health	TOWN OF GUILFORD	DPH2020-0062PO0S01	Preventive Health Services, FP1	E	\$0	\$5,709	\$0	\$5,709	10/1/2019	9/30/2023	\$22,237	\$13,749	\$8,488
Department of Public Health	TOWN OF WINDSOR	DPH2020-0067PO0S01	Preventive Health Services, FP1	E	\$0	\$7,584	\$0	\$7,584	10/1/2019	9/30/2023	\$29,551	\$18,285	\$11,266
Department of Public Health	CONNECTICUT RIVER AREA HEALTH DISTRICT	DPH2020-0040PO0S01	Preventive Health Services, FP1	N	\$0	\$15,249	\$0	\$15,249	10/1/2019	9/30/2022	\$30,498	\$30,498	\$0
Department of Public Health	NEWTOWN HEALTH DISTRICT	DPH2020-0047PO0S01	Preventive Health Services, FP1	E	\$0	\$8,156	\$0	\$8,156	10/1/2019	9/30/2023	\$31,766	\$19,680	\$12,086
Department of Public Health	TOWN OF WINDSOR	DPH2021-0186POS	Infectious Disease Program - COVID-19	E	\$0	\$24,737	\$0	\$24,737	5/1/2021	12/31/2021	\$32,983	\$32,983	\$0
Department of Public Health	TRUMBULL TOWN TREASURER	DPH2020-0039PO0S01	Preventive Health Services, FP1	E	\$0	\$8,706	\$0	\$8,706	10/1/2019	9/30/2023	\$34,405	\$21,189	\$13,216
Department of Public Health	ASPETUCK HEALTH DISTRICT	DPH2020-0064PO0S01	Preventive Health Services, FP1	N	\$0	\$14,523	\$0	\$14,523	10/1/2019	9/30/2023	\$43,147	\$23,784	\$19,363
Department of Public Health	HOUSATONIC VALLEY HEALTH DISTRICT	DPH2020-0041PO0S01	Preventive Health Services, FP1	N	\$0	\$11,343	\$0	\$11,343	10/1/2019	9/30/2023	\$43,817	\$27,180	\$16,637
Department of Public Health	ADVANCING CONNECTICUT TOGETHER INC	DPH2020-0099	HIV Prevention Services, FP1	Y	\$0	\$0	\$575	\$575	11/8/2019	3/31/2022	\$50,000	\$14,463	\$35,537
Department of Public Health	ALLIANCE FOR LIVING INC	DPH2020-0097PSA	HIV Prevention Services, FP1	Y	\$0	\$0	\$22,223	\$22,223	11/8/2019	3/31/2022	\$50,000	\$44,444	\$5,556
Department of Public Health	GBAPP INC	DPH2020-0098	HIV Prevention Services, FP1	Y	\$0	\$0	\$27,778	\$27,778	11/8/2019	3/31/2022	\$50,000	\$44,444	\$5,556
Department of Public Health	PLANNED PARENTHOOD OF SOUTHERN	DPH2021-0033POS	Rape Crisis & Prev Svcs, FP1	N	\$0	\$12,500	\$0	\$12,500	10/1/2020	1/31/2022	\$50,000	\$50,000	\$0
Department of Public Health	TOWN OF MIDDLETOWN	DPH2020-0035PO0S01	Preventive Health Services, FP1	E	\$0	\$13,999	\$0	\$13,999	10/1/2019	9/30/2023	\$54,133	\$33,816	\$20,317
Department of Public Health	CHESPROCOTT HEALTH DIST	DPH2020-0065PO0S01	Preventive Health Services, FP1	N	\$0	\$14,111	\$0	\$14,111	10/1/2019	9/30/2023	\$54,980	\$33,986	\$20,994
Department of Public Health	CITY OF MILFORD	DPH2020-0037PO0S01	Preventive Health Services, FP1	E	\$0	\$14,444	\$0	\$14,444	10/1/2019	9/30/2023	\$56,135	\$34,652	\$21,483



Agency	Supplier Name	Contract ID #	Contract Description	Competitive	Payments				Terms				
					General Fund	Federal Fund	Other Fund	Total FY 2022	Contract Begin Date	Contract Expire Date	Cumulative Contract Total Amount	Cumulative Contract Payments	Cumulative Contract Balance Remaining
Department of Public Health	STRATFORD TOWN TREASURER	DPH2020-0056POS01	Preventive Health Services, FP1	E	\$0	\$21,757	\$0	\$21,757	10/1/2019	9/30/2023	\$57,099	\$35,703	\$21,396
Department of Public Health	CHATHAM HEALTH DISTRICT	DPH2021-0142POS	Infectious Disease Program - COVID-19	N	\$0	\$28,351	\$0	\$28,351	5/1/2021	12/31/2021	\$59,978	\$59,978	\$0
Department of Public Health	TOWN OF FAIRFIELD	DPH2020-0038POS01	Preventive Health Services, FP1	E	\$0	\$16,299	\$0	\$16,299	10/1/2019	9/30/2023	\$63,561	\$46,889	\$16,672
Department of Public Health	CHATHAM HEALTH DISTRICT	DPH2020-0061POS01	Preventive Health Services, FP1	N	\$0	\$16,667	\$0	\$16,667	10/1/2019	9/30/2023	\$64,542	\$40,186	\$24,356
Department of Public Health	CITY OF MILFORD	DPH2021-0164POS	Infectious Disease Program - ELC LHD COVID-19	E	\$0	\$35,115	\$0	\$35,115	5/1/2021	12/31/2021	\$70,705	\$70,468	\$237
Department of Public Health	MERIDEN TOWN TREASURER	DPH2020-0069POS01	Preventive Health Services, FP1	E	\$0	\$17,886	\$0	\$17,886	10/1/2019	9/30/2023	\$73,710	\$43,179	\$30,531
Department of Public Health	EAST SHORE DISTRICT HEALTH DEPT	DPH2020-0029POS01	Preventive Health Services, FP1	N	\$0	\$18,135	\$0	\$18,135	10/1/2019	9/30/2023	\$73,916	\$45,338	\$28,578
Department of Public Health	QUINNIPIACK VALLEY HEALTH DISTRICT	DPH2020-0031POS01	Preventive Health Services, FP1	N	\$0	\$25,446	\$0	\$25,446	10/1/2019	9/30/2023	\$76,338	\$63,615	\$12,723
Department of Public Health	BRISTOL-BURLINGTON HEALTH DISTRICT	DPH2020-0036POS01	Preventive Health Services, FP1	N	\$0	\$20,288	\$0	\$20,288	10/1/2019	9/30/2023	\$78,262	\$48,860	\$29,402
Department of Public Health	STRATFORD TOWN TREASURER	DPH2021-0180POS	Infectious Disease Program - COVID-19	E	\$0	\$37,354	\$0	\$37,354	5/1/2021	12/31/2021	\$82,342	\$78,525	\$3,817
Department of Public Health	TOWN OF EAST HARTFORD	DPH2021-0151POS	Infectious Disease Program - COVID-19	E	\$0	\$38,326	\$0	\$38,326	5/1/2021	12/31/2021	\$84,896	\$59,550	\$25,346
Department of Public Health	NEW HAVEN PRIDE CENTER	DPH2022-0097POS	Public Hlth System Improvmts, FP 1	N	\$86,750	\$0	\$0	\$86,750	2/1/2022	6/30/2022	\$86,750	\$86,750	\$0
Department of Public Health	WEST HARTFORD-BLOOMFIELD HEALTH DISTRICT	DPH2020-0053POS01	Preventive Health Services, FP1	N	\$0	\$23,501	\$0	\$23,501	10/1/2019	9/30/2023	\$91,031	\$56,627	\$34,404
Department of Public Health	EASTERN HIGHLANDS HEALTH DIST	DPH2020-0054POS01	Preventive Health Services, FP1	N	\$0	\$23,344	\$0	\$23,344	10/1/2019	9/30/2023	\$91,159	\$56,242	\$34,917
Department of Public Health	NORTHEAST DISTRICT DEPT OF HEALTH	DPH2020-0044POS01	Preventive Health Services, FP1	N	\$0	\$46,632	\$0	\$46,632	10/1/2019	9/30/2023	\$93,386	\$69,100	\$24,286
Department of Public Health	FARMINGTON VALLEY HEALTH DISTRICT	DPH2021-0191POS	Infectious Disease Program - COVID-19	N	\$0	\$31,157	\$0	\$31,157	5/1/2021	12/31/2021	\$94,540	\$78,427	\$16,113
Department of Public Health	NORWALK TOWN TREASURER	DPH2020-0060POS01	Preventive Health Services, FP1	E	\$0	\$25,878	\$0	\$25,878	10/1/2019	9/30/2023	\$96,573	\$59,214	\$37,359
Department of Public Health	CENTRAL CONNECTICUT HEALTH DISTRICT	DPH2020-0057POS01	Preventive Health Services, FP1	N	\$0	\$37,547	\$0	\$37,547	10/1/2019	9/30/2023	\$99,156	\$73,570	\$25,586
Department of Public Health	CITY OF DANBURY	DPH2020-0043POS01	Preventive Health Services, FP1	E	\$0	\$25,868	\$0	\$25,868	10/1/2019	9/30/2023	\$99,984	\$62,435	\$37,549
Department of Public Health	NEW BRITAIN CITY TREASURER	17DPH001300	STD/TB Prev & Treat, FP1	E	\$0	\$0	\$17,627	\$17,627	7/1/2017	6/30/2023	\$100,867	\$83,240	\$17,627
Department of Public Health	FARMINGTON VALLEY HEALTH DISTRICT	DPH2020-0070POS01	Preventive Health Services, FP1	N	\$0	\$28,261	\$0	\$28,261	10/1/2019	9/30/2023	\$110,130	\$59,687	\$50,443
Department of Public Health	CITY OF STAMFORD	DPH2020-0049POS01	Preventive Health Services, FP1	E	\$0	\$53,520	\$0	\$53,520	10/1/2020	9/30/2023	\$113,722	\$53,520	\$60,202
Department of Public Health	UNCAS HEALTH DISTRICT	DPH2020-0034POS01	Preventive Health Services, FP1	N	\$0	\$29,388	\$0	\$29,388	10/1/2019	9/30/2023	\$114,825	\$71,096	\$43,729
Department of Public Health	TOWN OF MIDDLETOWN	DPH2021-0163POS	Infectious Disease Program - COVID-19	E	\$0	\$57,760	\$0	\$57,760	5/1/2021	12/31/2021	\$115,519	\$115,519	\$0
Department of Public Health	WHEELER CLINIC INC	DPH2020-0023POS01	Injury Prevention Svcs, FP 1	N	\$0	\$40,000	\$0	\$40,000	10/1/2019	9/30/2022	\$120,000	\$110,000	\$10,000
Department of Public Health	WILLIAM W BACKUS HOSPITAL	17DPH001800	STD/TB Prev & Treat, FP1	N	\$0	\$0	\$20,856	\$20,856	7/1/2017	6/30/2023	\$120,856	\$98,332	\$22,524
Department of Public Health	CITY OF HARTFORD	DPH2021-0069POS01	Oral Health Program, FP1	E	\$0	\$65,563	\$0	\$65,563	12/1/2020	8/31/2023	\$126,000	\$75,979	\$50,021
Department of Public Health	CITY OF NEW HAVEN	DPH2021-0072POS	Oral Health Program, FP1	E	\$0	\$15,853	\$0	\$15,853	12/1/2020	8/31/2023	\$126,000	\$41,853	\$84,147
Department of Public Health	NAUGATUCK VALLEY HEALTH DISTRICT	DPH2020-0030POS01	Preventive Health Services, FP1	N	\$0	\$34,355	\$0	\$34,355	10/1/2019	9/30/2023	\$138,571	\$85,888	\$52,683
Department of Public Health	TORRINGTON AREA HEALTH DISTRICT	DPH2020-0063POS01	Preventive Health Services, FP1	N	\$0	\$34,205	\$0	\$34,205	10/1/2019	9/30/2023	\$140,290	\$85,970	\$54,320
Department of Public Health	CITY OF DANBURY	17DPH001000	TB Prev & Treatment Svcs, FP1	E	\$0	\$0	\$25,000	\$25,000	7/1/2017	6/30/2023	\$150,000	\$125,000	\$25,000
Department of Public Health	WEST HARTFORD-BLOOMFIELD HEALTH DISTRICT	DPH2021-0203POS	Infectious Disease Program - COVID-19	N	\$0	\$78,241	\$0	\$78,241	5/1/2021	12/31/2021	\$156,481	\$156,481	\$0
Department of Public Health	CHESPROCCOTT HEALTH DIST	DPH2021-0188POS	Infectious Disease Program - COVID-19	N	\$0	\$79,117	\$0	\$79,117	5/1/2021	12/31/2021	\$158,233	\$158,233	\$0
Department of Public Health	WATERBURY TOWN TREASURER	DPH2020-0033POS01	Preventive Health Services, FP1	E	\$0	\$21,895	\$0	\$21,895	10/1/2019	9/30/2023	\$159,089	\$99,899	\$59,190
Department of Public Health	EAST SHORE DISTRICT HEALTH DEPT	DPH2021-0190POS	Infectious Disease Program - COVID-19	N	\$0	\$83,665	\$0	\$83,665	5/1/2021	12/31/2021	\$167,330	\$167,330	\$0



Agency	Supplier Name	Contract ID #	Contract Description	Competitive	Payments				Terms				
					General Fund	Federal Fund	Other Fund	Total FY 2022	Contract Begin Date	Contract Expire Date	Cumulative Contract Total Amount	Cumulative Contract Payments	Cumulative Contract Balance Remaining
Department of Public Health	TORRINGTON AREA HEALTH DISTRICT	DPH2021-0200POS	Infectious Disease Program - COVID-19	N	\$0	\$85,388	\$0	\$85,388	5/1/2021	12/31/2021	\$170,776	\$170,776	\$0
Department of Public Health	LEDGE LIGHT HEALTH DIST	DPH2020-0058POS01	Preventive Health Services, FP1	N	\$0	\$45,473	\$0	\$45,473	10/1/2019	9/30/2023	\$175,093	\$109,831	\$65,262
Department of Public Health	PLANNED PARENTHOOD OF SOUTHERN	18DPH00700	STD Prev & Treatment Svcs, FP1	N	\$0	\$14,567	\$0	\$14,567	1/1/2018	12/31/2023	\$176,156	\$82,548	\$93,608
Department of Public Health	NORTH CENTRAL DISTRICT HEALTH DEPARTMENT	DPH2020-0055POS01	Preventive Health Services, FP1	N	\$0	\$48,982	\$0	\$48,982	10/1/2019	9/30/2023	\$186,550	\$117,682	\$68,868
Department of Public Health	CITY OF BRIDGEPORT	DPH2020-0068POS01	Preventive Health Services, FP1	E	\$0	\$52,393	\$0	\$52,393	10/1/2019	9/30/2023	\$208,082	\$126,907	\$81,175
Department of Public Health	CITY OF NEW HAVEN	DPH2020-0048POS01	Preventive Health Services, FP1	E	\$0	\$74,996	\$0	\$74,996	10/1/2019	9/30/2023	\$208,341	\$122,540	\$85,801
Department of Public Health	UNCAS HEALTH DISTRICT	DPH2021-0201POS	Infectious Disease Program - COVID-19	N	\$0	\$107,185	\$0	\$107,185	5/1/2021	12/31/2021	\$214,369	\$214,369	\$0
Department of Public Health	WATERBURY TOWN TREASURER	DPH2020-0131	HIV/AIDS HealthCare Support, FP1	E	\$0	\$0	\$102,289	\$102,289	4/1/2020	3/31/2022	\$217,778	\$204,578	\$13,200
Department of Public Health	CITY OF HARTFORD	DPH2020-0052POS01	Preventive Health Services, FP1	E	\$0	\$40,837	\$0	\$40,837	10/1/2019	9/30/2023	\$220,342	\$113,898	\$106,444
Department of Public Health	WATERBURY TOWN TREASURER	DPH2020-0132	HIV/AIDS HealthCare Support, FP1	E	\$0	\$0	\$108,563	\$108,563	4/1/2020	3/31/2022	\$221,926	\$216,020	\$5,906
Department of Public Health	PLANNED PARENTHOOD OF SOUTHERN	DPH2021-0019POS01	Injury Prevention Svcs, FP1	N	\$0	\$121,963	\$0	\$121,963	9/1/2020	8/31/2022	\$248,000	\$230,522	\$17,478
Department of Public Health	CORNELL SCOTT-HILL HEALTH CORPORATION	DPH2022-0051	Office of the Commissioner -- American Rescue Plan Act (ARPA) Program	N	\$0	\$100,000	\$0	\$100,000	11/1/2021	2/28/2022	\$250,000	\$100,000	\$150,000
Department of Public Health	ALLIANCE FOR LIVING INC	DPH2019-0127	HIV Prevention Services, FP1	Y	\$0	\$18,748	\$35,784	\$54,532	1/1/2019	12/31/2023	\$250,649	\$163,045	\$87,604
Department of Public Health	NORTH CENTRAL DISTRICT HEALTH DEPARTMENT	DPH2021-0195POS	Infectious Disease Program - COVID-19	N	\$0	\$133,289	\$0	\$133,289	5/1/2021	12/31/2021	\$266,577	\$266,577	\$0
Department of Public Health	REGION DISTRICT 11 TREASURER	17DPH007900	School Based Health Centers, FP 1	N	\$54,746	\$0	\$0	\$54,746	7/1/2017	6/30/2022	\$273,731	\$260,000	\$13,731
Department of Public Health	TOWN OF MADISON	17DPH007300	School Based Health Centers, FP1	E	\$54,746	\$0	\$0	\$54,746	7/1/2017	6/30/2022	\$273,731	\$273,731	\$0
Department of Public Health	FAIR HAVEN COMMUNITY HEALTH CLINIC INC	17DPH006700	School Based Health Centers, FP1	N	\$55,532	\$0	\$0	\$55,532	7/1/2017	6/30/2022	\$279,336	\$277,115	\$2,221
Department of Public Health	CITY OF MILFORD	DPH2021-0216POS	Injury Prevention Svcs, FP1	E	\$0	\$117,763	\$0	\$117,763	11/1/2020	8/31/2022	\$287,920	\$117,763	\$170,157
Department of Public Health	LEDGE LIGHT HEALTH DIST	DPH2021-0192POS	Infectious Disease Program - COVID-19	N	\$0	\$144,100	\$0	\$144,100	5/1/2021	12/31/2021	\$288,199	\$288,199	\$0
Department of Public Health	CATHOLIC CHARITIES INC	DPH2019-0197POS01	Family Wellness HS, FP1	N	\$0	\$49,104	\$0	\$49,104	5/30/2019	3/31/2024	\$290,000	\$186,633	\$103,367
Department of Public Health	AMERICAN SCHOOL FOR THE DEAF	DPH2022-0063POS	Early Hearing Detect/Interven, FP1	Y	\$0	\$19,666	\$0	\$19,666	4/1/2022	3/31/2027	\$295,000	\$19,666	\$275,334
Department of Public Health	FAIR HAVEN COMMUNITY HEALTH CLINIC INC	DPH2020-0078PSA03	Diabetes and Heart Disease Stroke Prevention FP2	N	\$0	\$109,223	\$0	\$109,223	6/30/2020	6/29/2023	\$300,000	\$109,223	\$190,777
Department of Public Health	CONNECTICUT FAMILY SUPPORT NETWORK INC	17DPH0128NN	Early Hearing Detect/Interven, FP1	Y	\$0	\$37,725	\$0	\$37,725	6/1/2017	3/31/2022	\$319,000	\$297,103	\$21,897
Department of Public Health	MERIDEN TOWN TREASURER	DPH2021-0162POS	Infectious Disease Program - COVID-19	E	\$0	\$240,620	\$0	\$240,620	5/1/2021	8/31/2021	\$320,826	\$320,826	\$0
Department of Public Health	NORTHEAST DISTRICT DEPT OF HEALTH	2021-0196POS	Infectious Disease Program - COVID-19	N	\$0	\$166,980	\$0	\$166,980	5/1/2021	12/31/2021	\$333,960	\$333,960	\$0
Department of Public Health	COMMUNITY HEALTH SERVICES INC	17DPH0115NN	HIV/AIDS HealthCare Support, FP1	Y	\$0	\$0	\$40,361	\$40,361	4/1/2017	3/31/2022	\$340,790	\$335,930	\$4,860
Department of Public Health	CAPITOL REGION EDUCATION COUNCIL	17DPH006500	School Based Health Centers, FP1	N	\$69,310	\$0	\$0	\$69,310	7/1/2017	6/30/2022	\$349,141	\$346,549	\$2,592
Department of Public Health	URBAN LEAGUE OF GREATER HARTFORD INC	DPH2019-0195POS01	Family Wellness HS, FP1	N	\$0	\$52,563	\$0	\$52,563	5/30/2019	3/31/2024	\$350,000	\$204,230	\$145,770
Department of Public Health	CHARTER OAK HEALTH CENTER INC	DPH2019-0192POS01	Family Wellness HS, FP1	N	\$0	\$51,856	\$0	\$51,856	5/30/2019	3/31/2024	\$375,000	\$225,000	\$150,000
Department of Public Health	CITY OF HARTFORD	DPH2019-0196POS01	Family Wellness HS, FP1	E	\$0	\$59,356	\$0	\$59,356	5/30/2019	3/31/2024	\$375,000	\$225,000	\$150,000
Department of Public Health	COMMUNITY HEALTH SERVICES INC	DPH2019-0198POS01	Family Wellness HS, FP1	N	\$0	\$50,666	\$0	\$50,666	5/30/2019	3/31/2024	\$375,000	\$225,000	\$150,000
Department of Public Health	HISPANIC HEALTH COUNCIL INC	DPH2019-0194POS01	Family Wellness HS, FP1	N	\$0	\$62,500	\$0	\$62,500	5/30/2019	3/31/2024	\$375,000	\$225,000	\$150,000
Department of Public Health	ST FRANCIS HOSPITAL & MEDICAL CENTER	DPH2019-0193POS01	Family Wellness HS, FP1	N	\$0	\$50,529	\$0	\$50,529	5/30/2019	3/31/2024	\$375,000	\$225,000	\$150,000
Department of Public Health	CONNECTICUT INSTITUTE FOR COMMUNITIES	DPH2021-0133POS02	Immunization Program-Immunization-Covid 19	N	\$0	\$380,229	\$0	\$380,229	2/22/2021	9/30/2021	\$391,952	\$380,229	\$11,723
Department of Public Health	COMMUNITY RENEWAL TEAM INC	17DPH0118NN	HIV/AIDS HealthCare Support, FP1	Y	\$0	\$0	\$48,699	\$48,699	4/1/2017	3/31/2022	\$432,707	\$373,734	\$58,973



Agency	Supplier Name	Contract ID #	Contract Description	Competitive	Payments				Terms				
					General Fund	Federal Fund	Other Fund	Total FY 2022	Contract Begin Date	Contract Expire Date	Cumulative Contract Total Amount	Cumulative Contract Payments	Cumulative Contract Balance Remaining
Department of Public Health	NORWALK TOWN TREASURER	DPH2021-0171POS	Epidemiology LHD COVID-19	E	\$0	\$215,776	\$0	\$215,776	5/1/2021	12/31/2021	\$446,156	\$438,854	\$7,301
Department of Public Health	TORRINGTON AREA HEALTH DISTRICT	DPH2021-0215POS	Injury Prevention Svcs, FP1	Y	\$0	\$221,787	\$0	\$221,787	12/1/2020	8/31/2023	\$461,900	\$221,787	\$240,113
Department of Public Health	APEX COMMUNITY CARE INC	17DPH0109NN	HIV/AIDS HealthCare Support, FP1	Y	\$0	\$0	\$77,856	\$77,856	4/1/2017	3/31/2022	\$467,022	\$426,787	\$40,235
Department of Public Health	COMMUNITY HEALTH CENTER INC	17DPH0122NN	HIV/AIDS HealthCare Support, FP1	Y	\$0	\$0	\$54,076	\$54,076	4/1/2017	3/31/2022	\$469,930	\$453,652	\$16,278
Department of Public Health	CITY OF BRIDGEPORT	17DPH0009OO	STD/TB Prev & Treat, FP1	E	\$0	\$0	\$21,400	\$21,400	7/1/2017	6/30/2023	\$505,106	\$355,304	\$149,802
Department of Public Health	INTERCOMMUNITY INC	DPH2019-0146	HIV Prevention Services, FP1	Y	\$0	\$39,923	\$65,961	\$105,884	1/1/2019	12/31/2023	\$506,000	\$344,179	\$161,821
Department of Public Health	CITY OF BRIDGEPORT	DPH2021-0139POS	Infectious Disease Program - LHD COVID-19	E	\$0	\$240,019	\$0	\$240,019	5/1/2021	12/31/2021	\$510,028	\$367,527	\$142,502
Department of Public Health	YALE UNIVERSITY	DPH2019-0142	HIV Prevention Services, FP1	Y	\$0	\$24,251	\$75,159	\$99,410	1/1/2019	12/31/2023	\$525,830	\$358,639	\$167,191
Department of Public Health	GRIFFIN HOSPITAL	17DPH0069OO	School Based Health Centers, FP1	N	\$107,076	\$0	\$0	\$107,076	7/1/2017	6/30/2022	\$538,600	\$534,317	\$4,283
Department of Public Health	NORWALK TOWN TREASURER	17DPH0015OO	STD Prev & Treatment Svcs, FP1	E	\$0	\$0	\$42,000	\$42,000	7/1/2017	6/30/2023	\$547,251	\$497,915	\$49,336
Department of Public Health	GENERATIONS FAMILY HEALTH CENTER INC	17DPH0068OO	School Based Health Centers, FP1	N	\$110,984	\$0	\$0	\$110,984	7/1/2017	6/30/2022	\$559,715	\$553,885	\$5,830
Department of Public Health	BIRTH SUPPORT EDUCATION AND BEYOND LLC	DPH2020-0094POS01	Case Mgmt for Pregnant Women, FP 1	N	\$0	\$0	\$65,520	\$65,520	11/15/2019	6/30/2024	\$569,080	\$264,040	\$305,040
Department of Public Health	ST FRANCIS HOSPITAL & MEDICAL CENTER	18DPH0002PP	Child Sexual Abuse, FP 1	N	\$0	\$0	\$114,106	\$114,106	7/1/2018	6/30/2023	\$571,649	\$458,662	\$112,987
Department of Public Health	TORRINGTON AREA HEALTH DISTRICT	DPH2021-0009POS	Immunization Program FP 1	N	\$0	\$211,077	\$0	\$211,077	7/1/2020	6/30/2024	\$573,297	\$267,095	\$306,202
Department of Public Health	YALE UNIVERSITY	18DPH0001PP	Child Sexual Abuse, FP 1	N	\$0	\$0	\$114,106	\$114,106	7/1/2018	6/30/2023	\$582,269	\$457,707	\$124,562
Department of Public Health	LEDGE LIGHT HEALTH DIST	DPH2021-0038POS	Injury Prevention Svcs, FP1	Y	\$0	\$108,091	\$0	\$108,091	10/1/2020	8/31/2023	\$600,000	\$212,428	\$387,572
Department of Public Health	CONNECTICUT CHILDRENS MEDICAL CENTER	DPH2019-0139POS01	HIV Prevention Services, FP1	Y	\$0	\$37,500	\$125,891	\$163,391	1/1/2019	12/31/2023	\$611,897	\$400,891	\$211,006
Department of Public Health	STAYWELL HEALTH CARE INC	DPH2019-0138	HIV Prevention Services, FP1	Y	\$0	\$32,553	\$122,491	\$155,044	1/1/2019	12/31/2023	\$612,366	\$384,960	\$227,406
Department of Public Health	YALE NEW HAVEN HOSPITAL	DPH2019-0141	HIV Prevention Services, FP1	Y	\$0	\$26,974	\$131,415	\$158,389	1/1/2019	12/31/2023	\$613,299	\$401,998	\$211,301
Department of Public Health	COMMUNITY HEALTH CENTER INC	DPH2019-0129	HIV Prevention Services, FP1	Y	\$0	\$21,451	\$126,166	\$147,617	1/1/2019	12/31/2023	\$613,528	\$375,475	\$238,053
Department of Public Health	CITY OF STAMFORD	17DPH0016OO	STD/TB Prev & Treat, FP1	E	\$0	\$0	\$105,514	\$105,514	7/1/2017	6/30/2023	\$624,609	\$519,095	\$105,514
Department of Public Health	MID FAIRFIELD AIDS PROJECT INC	17DPH0117NN	HIV/AIDS HealthCare Support, FP1	Y	\$0	\$0	\$71,852	\$71,852	4/1/2017	3/31/2022	\$642,696	\$641,085	\$1,611
Department of Public Health	PROSPECT ECHN INC	DPH2019-0121POS01	Cancer Integratd Hlth Screening, FP 1	N	\$0	\$71,177	\$75,121	\$146,298	1/1/2019	6/30/2023	\$658,341	\$512,043	\$146,298
Department of Public Health	NAUGATUCK VALLEY HEALTH DISTRICT	DPH2021-0008POS	Immunization Program FP 1	N	\$0	\$121,496	\$0	\$121,496	7/1/2020	6/30/2024	\$661,942	\$171,227	\$490,715
Department of Public Health	PERCEPTION PROGRAMS INC	DPH2019-0134	HIV Prevention Services, FP1	Y	\$0	\$45,651	\$96,781	\$142,432	1/1/2019	12/31/2023	\$671,362	\$448,750	\$222,612
Department of Public Health	YALE NEW HAVEN HOSPITAL	DPH2019-0054	Lead Poisoning Prev & Contrl, FP 1	N	\$0	\$0	\$135,070	\$135,070	7/1/2018	6/30/2023	\$674,508	\$539,438	\$135,070
Department of Public Health	FAMILY CENTERS INC	DPH2019-0131	HIV Prevention Services, FP1	Y	\$0	\$37,872	\$99,908	\$137,780	1/1/2019	12/31/2023	\$691,157	\$463,178	\$227,979
Department of Public Health	ANCHOR HEALTH INITIATIVE CORPORATION	DPH2019-0147	HIV Prevention Services, FP1	Y	\$0	\$60,712	\$90,000	\$150,712	1/1/2019	12/31/2023	\$707,091	\$439,969	\$267,122
Department of Public Health	CONNECTICUT HARM REDUCTION ALLIANCE INC	DPH2019-0148	HIV Prevention Services, FP1	Y	\$0	\$27,062	\$103,559	\$130,621	1/1/2019	12/31/2023	\$717,186	\$476,368	\$240,818
Department of Public Health	BRISTOL-BURLINGTON HEALTH DISTRICT	DPH2021-0187POS	Infectious Disease Program - COVID-19	N	\$0	\$359,611	\$0	\$359,611	5/1/2021	12/31/2021	\$719,221	\$719,221	\$0
Department of Public Health	STRATFORD TOWN TREASURER	17DPH0081OO	School Based Health Centers, FP1	E	\$146,404	\$0	\$0	\$146,404	7/1/2017	6/30/2022	\$732,021	\$732,021	\$0
Department of Public Health	NEW BRITAIN CITY TREASURER	DPH2021-0166POS	Infectious Disease Program - COVID-19	E	\$0	\$288,655	\$0	\$288,655	5/1/2021	12/31/2021	\$738,223	\$657,766	\$80,457
Department of Public Health	DAY KIMBALL HOSPITAL	DPH2019-0119POS01	Cancer Integratd Hlth Screening, FP 1	N	\$0	\$62,503	\$103,023	\$165,526	1/1/2019	6/30/2023	\$751,868	\$586,342	\$165,526
Department of Public Health	QUINNIPIACK VALLEY HEALTH DISTRICT	DPH2021-0037POS	Injury Prevention Svcs, FP1	Y	\$0	\$216,818	\$0	\$216,818	10/1/2020	8/31/2023	\$765,000	\$376,257	\$388,743
Department of Public Health	LATINO COMMUNITY SERVICES INC	17DPH0107NN	HIV/AIDS HealthCare Support, FP1	Y	\$0	\$507	\$81,923	\$82,431	4/1/2017	3/31/2022	\$777,677	\$677,292	\$100,385



Agency	Supplier Name	Contract ID #	Contract Description	Competitive	Payments				Terms				
					General Fund	Federal Fund	Other Fund	Total FY 2022	Contract Begin Date	Contract Expire Date	Cumulative Contract Total Amount	Cumulative Contract Payments	Cumulative Contract Balance Remaining
Department of Public Health	CITY OF HARTFORD	DPH2021-0039POS	Injury Prevention Svcs, FP1	E	\$0	\$200,420	\$0	\$200,420	10/1/2020	8/31/2023	\$780,000	\$348,891	\$431,109
Department of Public Health	NEW BRITAIN CITY TREASURER	DPH2021-0034POS	Injury Prevention Svcs, FP1	E	\$0	\$192,867	\$0	\$192,867	10/1/2020	8/31/2023	\$780,000	\$390,151	\$389,849
Department of Public Health	WATERBURY TOWN TREASURER	DPH2021-0028POS	Injury Prevention Svcs, FP1	E	\$0	\$156,046	\$0	\$156,046	9/1/2020	8/31/2023	\$780,000	\$361,761	\$418,239
Department of Public Health	WINDHAM REGIONAL COMMUNITY COUNCIL INC	17DPH0126NN	HIV/AIDS HealthCare Support, FP1	Y	\$0	\$111	\$128,601	\$128,712	4/1/2017	3/31/2022	\$786,499	\$746,018	\$40,481
Department of Public Health	NEW BRITAIN CITY TREASURER	DPH2021-0003POS	Immunization Program FP 1	E	\$0	\$147,693	\$0	\$147,693	7/1/2020	6/30/2024	\$791,614	\$216,741	\$574,873
Department of Public Health	WATERBURY TOWN TREASURER	DPH2021-0006POS	Immunization Program FP 1	E	\$0	\$255,655	\$0	\$255,655	7/1/2020	6/30/2024	\$824,515	\$324,172	\$500,343
Department of Public Health	PROJECT ACCESS NEW HAVEN INC	DPH2021-0025POS	Community Health Center, FP 1	N	\$169,401	\$0	\$0	\$169,401	7/1/2020	6/30/2025	\$847,005	\$338,802	\$508,203
Department of Public Health	SOUTHWEST COMMUNITY HEALTH CENTER INC	DPH2019-0137	HIV Prevention Services, FP1	Y	\$0	\$33,605	\$155,563	\$189,167	1/1/2019	12/31/2023	\$859,225	\$505,028	\$354,197
Department of Public Health	PLANNED PARENTHOOD OF SOUTHERN	DPH2019-0135	HIV Prevention Services, FP1	Y	\$0	\$48,986	\$163,518	\$212,504	1/1/2019	12/31/2023	\$865,628	\$574,907	\$290,721
Department of Public Health	CORNELL SCOTT-HILL HEALTH CORPORATION	DPH2019-0130	HIV Prevention Services, FP1	Y	\$0	\$63,497	\$142,869	\$206,366	1/1/2019	12/31/2023	\$865,706	\$540,822	\$324,884
Department of Public Health	COMMUNITY HEALTH CENTER INC	DPH2021-0022	Oral Health Program, FP1	N	\$0	\$313,707	\$0	\$313,707	8/1/2020	8/31/2023	\$879,925	\$694,666	\$185,259
Department of Public Health	HUMAN RESOURCES AGENCY OF	17DPH0119NN	HIV/AIDS HealthCare Support, FP1	Y	\$0	\$0	\$89,292	\$89,292	4/1/2017	3/31/2022	\$926,872	\$860,979	\$65,893
Department of Public Health	HARTFORD GAY AND LESBIAN HEALTH	17DPH0121NN	HIV/AIDS HealthCare Support, FP1	Y	\$0	\$0	\$106,649	\$106,649	4/1/2017	3/31/2022	\$929,812	\$926,540	\$3,272
Department of Public Health	CITY OF DANBURY	DPH2021-0148POS	Infectious Disease Program - COVID-19	E	\$0	\$368,082	\$0	\$368,082	5/1/2021	12/31/2021	\$946,084	\$841,124	\$104,960
Department of Public Health	APEX COMMUNITY CARE INC	17DPH0114NN	HIV/AIDS HealthCare Support, FP1	Y	\$0	\$0	\$109,622	\$109,622	4/1/2017	3/31/2022	\$956,867	\$908,263	\$48,604
Department of Public Health	QUINNIPIACK VALLEY HEALTH DISTRICT	17DPH007800	School Based Health Centers, FP1	N	\$220,409	\$0	\$0	\$220,409	7/1/2017	6/30/2022	\$967,760	\$962,291	\$5,469
Department of Public Health	CITY OF NEW HAVEN	DPH2021-0169POS	Immunization - LHD COVID-19 Vaccination	E	\$0	\$741,202	\$0	\$741,202	5/1/2021	12/31/2021	\$988,270	\$988,270	\$0
Department of Public Health	LEDGE LIGHT HEALTH DIST	DPH2021-0007POS	Immunization Program FP 1	N	\$0	\$341,999	\$0	\$341,999	7/1/2020	6/30/2024	\$1,088,207	\$407,328	\$680,879
Department of Public Health	APNH: A PLACE TO NOURISH YOUR HEALTH INC	DPH2020-0100	HIV Prevention Services, FP1	Y	\$0	\$379,958	\$0	\$379,958	11/1/2019	12/31/2022	\$1,105,253	\$926,007	\$179,246
Department of Public Health	COMMUNITY HEALTH CENTER INC	DPH2019-0199POS01	Family Wellness HS, FP1	N	\$0	\$146,626	\$0	\$146,626	5/30/2019	3/31/2024	\$1,125,000	\$675,000	\$450,000
Department of Public Health	HOSPITAL OF CENTRAL CONNECTICUT	DPH2020-0093POS01	Family Planning Services, FP 1	N	\$0	\$76,947	\$100,589	\$177,536	11/15/2019	9/30/2022	\$1,141,452	\$425,873	\$715,579
Department of Public Health	LIFEBRIDGE COMMUNITY SERVICES INC	17DPH0106NN	HIV/AIDS HealthCare Support, FP1	Y	\$0	\$0	\$131,410	\$131,410	4/1/2017	3/31/2022	\$1,154,330	\$1,152,213	\$2,117
Department of Public Health	FAMILY CENTERS INC	17DPH0111NN	HIV/AIDS HealthCare Support, FP1	Y	\$0	\$0	\$134,513	\$134,513	4/1/2017	3/31/2022	\$1,174,755	\$1,173,985	\$770
Department of Public Health	STAYWELL HEALTH CARE INC	DPH2021-0021POS	Community Health Center, FP 1	N	\$245,477	\$0	\$0	\$245,477	7/1/2020	6/30/2025	\$1,227,385	\$490,954	\$736,431
Department of Public Health	CITY OF HARTFORD	17DPH001100	STD Prev & Treatment Svcs, FP1	E	\$0	\$0	\$92,000	\$92,000	7/1/2017	6/30/2023	\$1,288,310	\$1,138,861	\$149,449
Department of Public Health	STAYWELL HEALTH CARE INC	17DPH008000	School Based Health Centers, FP1	N	\$258,017	\$0	\$0	\$258,017	7/1/2017	6/30/2022	\$1,297,996	\$1,287,675	\$10,321
Department of Public Health	CONSUMER WELLNESS SOLUTIONS INC	DPH2019-0225POS	Tobacco Cessation Svcs	Y	\$0	\$78,553	\$269,197	\$347,750	7/1/2019	6/30/2024	\$1,304,850	\$671,896	\$632,954
Department of Public Health	WATERBURY TOWN TREASURER	DPH2019-0140	HIV Prevention Services, FP1	E	\$0	\$106,690	\$203,779	\$310,469	1/1/2019	12/31/2023	\$1,309,306	\$835,265	\$474,041
Department of Public Health	HARTFORD GAY AND LESBIAN HEALTH	DPH2019-0133	HIV Prevention Services, FP1	Y	\$0	\$107,335	\$203,109	\$310,444	1/1/2019	12/31/2023	\$1,335,913	\$930,869	\$405,044
Department of Public Health	HUMAN SERVICES COUNCIL INC	17DPH007100	School Based Health Centers,FP1	N	\$199,425	\$0	\$0	\$199,425	7/1/2017	6/30/2022	\$1,364,836	\$1,288,053	\$76,783
Department of Public Health	CITY OF NEW HAVEN	DPH2021-0004POS	Immunization Program FP 1	E	\$0	\$247,551	\$0	\$247,551	7/1/2020	6/30/2024	\$1,429,080	\$334,337	\$1,094,743
Department of Public Health	APEX COMMUNITY CARE INC	DPH2019-0128	HIV Prevention Services, FP1	Y	\$0	\$95,730	\$215,831	\$311,561	1/1/2019	12/31/2023	\$1,474,527	\$1,001,548	\$472,979
Department of Public Health	NORWALK TOWN TREASURER	DPH2021-0005POS	Immunization Program FP 1	E	\$0	\$221,854	\$0	\$221,854	7/1/2020	6/30/2024	\$1,501,451	\$381,998	\$1,119,453
Department of Public Health	UNITED WAY OF CONNECTICUT INC	17DPH005800	Infoline-Info & Referral Svs, FP1	N	\$0	\$228,752	\$0	\$228,752	10/1/2017	9/30/2022	\$1,533,012	\$1,382,216	\$150,796
Department of Public Health	APNH: A PLACE TO NOURISH YOUR HEALTH INC	DPH2019-0126	HIV Prevention Services, FP1	Y	\$0	\$74,188	\$233,979	\$308,167	1/1/2019	12/31/2023	\$1,536,370	\$1,027,960	\$508,410



Agency	Supplier Name	Contract ID #	Contract Description	Competitive	Payments				Terms				
					General Fund	Federal Fund	Other Fund	Total FY 2022	Contract Begin Date	Contract Expire Date	Cumulative Contract Total Amount	Cumulative Contract Payments	Cumulative Contract Balance Remaining
Department of Public Health	TOWN OF BRANFORD	17DPH004900	School Based Health Centers, FP1	E	\$305,584	\$0	\$0	\$305,584	7/1/2017	6/30/2022	\$1,543,100	\$1,531,921	\$11,179
Department of Public Health	APNH: A PLACE TO NOURISH YOUR HEALTH INC	17DPH0110NN	HIV/AIDS HealthCare Support, FP1	Y	\$0	\$0	\$182,707	\$182,707	4/1/2017	3/31/2022	\$1,597,819	\$1,561,557	\$36,262
Department of Public Health	SOUTHWESTERN AHEC INC	DPH2021-0011POS	Immunization Program FP 1	N	\$0	\$422,380	\$0	\$422,380	7/1/2020	6/30/2024	\$1,621,684	\$530,722	\$1,090,962
Department of Public Health	GBAPP INC	DPH2019-0132	HIV Prevention Services, FP1	Y	\$0	\$63,288	\$244,183	\$307,471	1/1/2019	12/31/2023	\$1,666,113	\$1,120,325	\$545,788
Department of Public Health	FAIR HAVEN COMMUNITY HEALTH CLINIC INC	DPH2020-0142POS	Infectious Diseases - COVID-19, FP 1	N	\$0	\$6,888	\$0	\$6,888	6/10/2020	6/30/2021	\$1,692,350	\$1,310,350	\$382,000
Department of Public Health	CONNECTICUT INSTITUTE FOR COMMUNITIES	18DPH005700	WIC Program, FP 1	N	\$0	\$361,550	\$0	\$361,550	1/1/2018	9/30/2022	\$1,708,839	\$1,535,814	\$173,025
Department of Public Health	CITY OF STAMFORD	DPH2021-0179POS	Infectious Disease Program - COVID-19	E	\$0	\$794,837	\$0	\$794,837	5/1/2021	12/31/2021	\$1,842,720	\$1,716,197	\$126,523
Department of Public Health	OPTIMUS HEALTH CARE INC	17DPH0105NN	HIV/AIDS HealthCare Support, FP1	Y	\$0	\$0	\$219,333	\$219,333	4/1/2017	3/31/2022	\$1,932,078	\$1,892,447	\$39,631
Department of Public Health	ST FRANCIS HOSPITAL & MEDICAL CENTER	DPH2019-0122POS01	Cancer Integratd Hlth Screening, FP 1	N	\$0	\$208,386	\$261,970	\$470,356	1/1/2019	6/30/2023	\$2,116,602	\$1,646,245	\$470,357
Department of Public Health	HISPANIC HEALTH COUNCIL INC	DPH2021-0010POS	Immunization Program, FP 1	N	\$0	\$701,304	\$0	\$701,304	7/1/2020	6/30/2024	\$2,124,171	\$890,311	\$1,233,860
Department of Public Health	WESTERN CONNECTICUT HEALTH NETWORK INC	DPH 2019-0120POS01	Cancer Integratd Hlth Screening, FP 1	N	\$0	\$123,478	\$327,711	\$451,189	1/1/2019	6/30/2023	\$2,144,069	\$1,501,510	\$642,559
Department of Public Health	TOWN OF WINDHAM	17DPH008200	School Based Health Centers, FP1	E	\$428,334	\$0	\$0	\$428,334	7/1/2017	6/30/2022	\$2,153,670	\$2,141,670	\$12,000
Department of Public Health	ADVANCING CONNECTICUT TOGETHER INC	DPH2019-0154	HIV Prevention Services, FP1	Y	\$0	\$116,390	\$308,110	\$424,500	1/1/2019	12/31/2023	\$2,173,426	\$1,333,049	\$840,378
Department of Public Health	TOWN OF EAST HARTFORD	18DPH008800	School Based Health Centers, FP1	E	\$555,387	\$0	\$0	\$555,387	4/16/2018	6/30/2022	\$2,335,297	\$2,313,082	\$22,215
Department of Public Health	THE ACCESS AGENCY INC	18DPH005100	WIC Program, FP 1	N	\$0	\$518,603	\$0	\$518,603	1/1/2018	9/30/2022	\$2,595,927	\$2,219,044	\$376,883
Department of Public Health	CONNECTICUT CHILDRENS MEDICAL CENTER	19DPH0013POS01	Newborn Screening, FP 1	N	\$0	\$0	\$599,177	\$599,177	7/1/2018	9/30/2022	\$2,629,471	\$2,471,182	\$158,289
Department of Public Health	WATERBURY TOWN TREASURER	DPH2021-0144POS	Infectious Disease Program - COVID-19	E	\$0	\$1,743,547	\$0	\$1,743,547	5/1/2021	12/31/2021	\$2,712,628	\$2,421,704	\$290,924
Department of Public Health	CONNECTICUT INSTITUTE FOR COMMUNITIES	17DPH007600	School Based Health Centers, FP1	N	\$631,137	\$0	\$0	\$631,137	7/1/2017	6/30/2022	\$3,174,662	\$3,149,417	\$25,245
Department of Public Health	ALLIANCE FOR LIVING INC	17DPH0113NN	HIV/AIDS HealthCare Support, FP1	Y	\$0	\$0	\$551,253	\$551,253	4/1/2017	3/31/2022	\$3,261,186	\$3,069,541	\$191,645
Department of Public Health	TVCCA INC	18DPH005400	WIC Program, FP 1	N	\$0	\$762,304	\$0	\$762,304	1/1/2018	9/30/2022	\$3,625,866	\$3,302,851	\$323,015
Department of Public Health	HARTFORD HEALTHCARE CORPORATION	DPH2019-0118POS01	Cancer Integratd Hlth Screening, FP 1	N	\$0	\$539,669	\$442,710	\$982,379	1/1/2019	6/30/2023	\$3,785,433	\$2,803,924	\$981,509
Department of Public Health	FAMILY CENTERS INC	17DPH008400	School Based Health Centers, FP1	N	\$796,778	\$0	\$0	\$796,778	7/1/2017	6/30/2022	\$4,008,713	\$3,976,842	\$31,871
Department of Public Health	TOWN OF EAST HARTFORD	17DPH005300	WIC Program, FP 1	E	\$0	\$849,525	\$0	\$849,525	10/1/2017	9/30/2022	\$4,183,100	\$3,891,540	\$291,560
Department of Public Health	MERIDEN TOWN TREASURER	17DPH006000	WIC Program, FP 1	E	\$0	\$914,229	\$0	\$914,229	10/1/2017	9/30/2022	\$4,328,118	\$3,943,043	\$385,075
Department of Public Health	HARTFORD HEALTHCARE CORPORATION	DPH2021-0056	Infectious Diseases - COVID-19, FP 1	N	\$0	\$348,460	\$0	\$348,460	9/1/2020	6/30/2021	\$4,437,353	\$3,091,191	\$1,346,162
Department of Public Health	BRISTOL HOSPITAL INC	17DPH006200	WIC Program, FP 1	N	\$0	\$1,073,860	\$0	\$1,073,860	10/1/2017	9/30/2022	\$4,450,275	\$4,054,696	\$395,579
Department of Public Health	YALE NEW HAVEN HEALTH SERVICES	DPH2019-0117POS01	Cancer Integratd Hlth Screening, FP 1	N	\$0	\$225,504	\$363,380	\$588,884	1/1/2019	6/30/2023	\$4,649,490	\$2,810,559	\$1,838,931
Department of Public Health	ADVANCING CONNECTICUT TOGETHER INC	17DPH0123NN	HIV/AIDS HealthCare Support, FP1	Y	\$0	\$0	\$474,984	\$474,984	4/1/2017	3/31/2022	\$4,694,910	\$3,812,097	\$882,813
Department of Public Health	CITY OF HARTFORD	17DPH007000	School Based Health Centers, FP1	E	\$933,140	\$125,000	\$0	\$1,058,140	7/1/2017	6/30/2022	\$5,293,523	\$5,290,697	\$2,826
Department of Public Health	OPTIMUS HEALTH CARE INC	17DPH007700	School Based Health Centers, FP1	N	\$1,075,104	\$5,596	\$0	\$1,080,700	7/1/2017	6/30/2022	\$5,398,275	\$5,398,275	\$0
Department of Public Health	WATERBURY TOWN TREASURER	18DPH005800	WIC Program, FP1	E	\$0	\$1,187,356	\$0	\$1,187,356	1/1/2018	9/30/2022	\$5,593,969	\$4,942,910	\$651,059
Department of Public Health	COMMUNITY HEALTH CENTER INC	17DPH006400	School Based Health Centers FP1	N	\$1,140,421	\$0	\$0	\$1,140,421	7/1/2017	6/30/2022	\$5,738,433	\$5,692,816	\$45,617
Department of Public Health	CONNECTICUT ALLIANCE TO END SEXUAL	17DPH002000	Rape Crisis & Prev Srvs, FP 1.	N	\$570,053	\$496,003	\$162,562	\$1,228,617	7/1/2017	6/30/2022	\$6,069,335	\$5,860,679	\$208,656
Department of Public Health	CITY OF HARTFORD	18DPH006100	WIC Program, FP 1	E	\$0	\$1,144,474	\$0	\$1,144,474	1/1/2018	9/30/2022	\$6,511,965	\$5,435,931	\$1,076,034
Department of Public Health	CITY OF NEW HAVEN	17DPH007500	School Based Health Centers, FP1	E	\$1,207,094	\$137,500	\$0	\$1,344,594	7/1/2017	6/30/2022	\$6,761,064	\$6,722,968	\$38,096



Agency	Supplier Name	Contract ID #	Contract Description	Competitive	Payments				Terms				
					General Fund	Federal Fund	Other Fund	Total FY 2022	Contract Begin Date	Contract Expire Date	Cumulative Contract Total Amount	Cumulative Contract Payments	Cumulative Contract Balance Remaining
Department of Public Health	UNITED WAY OF CONNECTICUT INC	DPH2021-0124POS	IMMUN Program, FP 1	N	\$0	\$2,122,465	\$0	\$2,122,465	1/1/2021	12/31/2021	\$7,301,917	\$3,870,993	\$3,430,924
Department of Public Health	PLANNED PARENTHOOD OF SOUTHERN	17DPH004000	Family Planning Services, FP 1	N	\$3,214,750	\$18,497	\$0	\$3,233,247	10/1/2017	9/30/2022	\$7,567,438	\$7,294,414	\$273,024
Department of Public Health	STAMFORD HOSPITAL	DPH2020-0143POS	Infectious Diseases - COVID-19, FP 1	N	\$0	\$19,939	\$0	\$19,939	6/10/2020	6/30/2021	\$7,811,849	\$4,137,787	\$3,674,062
Department of Public Health	CIC HEALTH LLC	DPH2021-0099	Infectious Diseases - COVID-19, FP 1	N	\$0	\$44,870	\$0	\$44,870	12/30/2020	6/30/2021	\$8,581,042	\$7,137,534	\$1,443,508
Department of Public Health	YALE NEW HAVEN HOSPITAL	17DPH005200	WIC Program, FP 1	N	\$0	\$1,741,659	\$0	\$1,741,659	10/1/2017	9/30/2022	\$8,935,432	\$8,236,378	\$699,054
Department of Public Health	OPTIMUS HEALTH CARE INC	18DPH005500	WIC Program, FP1	N	\$0	\$1,818,762	\$0	\$1,818,762	1/1/2018	9/30/2022	\$9,120,046	\$8,046,676	\$1,073,370
Department of Public Health	CHILD AND FAMILY AGENCY OF SOUTHEASTERN	17DPH006300	School Based Health Centers FP1	N	\$2,259,215	\$20,000	\$0	\$2,279,215	7/1/2017	6/30/2022	\$11,325,150	\$11,234,781	\$90,369
Department of Public Health	GRIFFIN HOSPITAL	DPH2021-0135POS	Infectious Diseases - COVID-19 Vaccination, FP 1	N	\$0	\$11,056,262	\$0	\$11,056,262	4/1/2021	12/31/2021	\$14,482,955	\$11,801,520	\$2,681,435
Department of Public Health	COMMUNITY HEALTH CENTER INC	DPH2021-0127POS	IMMUNIZATION - COVID-19, FP 1	N	\$0	\$3,838,989	\$0	\$3,838,989	1/11/2021	6/30/2021	\$18,300,000	\$18,300,000	\$0
Department of Public Health	GRIFFIN HOSPITAL	DPH2020-0139POS01	Infectious Diseases - COVID-19, FP 1	N	\$0	\$455,924	\$0	\$455,924	6/8/2020	6/30/2021	\$137,669,938	\$114,136,231	\$23,533,707
Department of Public Health	MAGELLAN RX MANAGEMENT LLC	DPH2019-0004POS01	CADAP, FP1	N	\$0	\$19,860,011	\$10,064,574	\$29,924,584	7/1/2018	3/31/2023	\$145,985,184	\$104,110,362	\$41,874,822
Total	215				\$14,994,200	\$64,687,018	\$19,255,926	\$98,937,144			\$572,454,287	\$456,979,158	\$115,475,129
Department of Social Services	UNCAS HEALTH DISTRICT	21DSS5712AR	Teen Pregnancy Prevention Programming	N	\$98,281	\$0	\$0	\$98,281	7/1/2021	6/30/2022	\$98,281	\$98,281	\$0
Department of Social Services	NEW LONDON HOMELESS HOSPITALITY	19DSS4603JF	Job search training to SNAP recipients not receiving TFA	N	\$0	\$11,850	\$0	\$11,850	8/1/2019	9/30/2023	\$181,029	\$46,925	\$134,104
Department of Social Services	TVCCA INC	20DSS6101ZK	Community support for contact tracing	Y	\$0	\$31,639	\$0	\$31,639	8/25/2020	1/31/2022	\$181,902	\$170,000	\$11,902
Department of Social Services	CATHOLIC CHARITIES INC	20DSS4801DD	Provide various social services designed to promote economic self-sufficiency	N	\$0	\$87,500	\$0	\$87,500	9/30/2020	9/29/2024	\$200,000	\$87,500	\$112,500
Department of Social Services	CONNECTICUT INSTITUTE FOR REFUGEES AND	20DSS4801OB	Provide various social services designed to promote economic self-sufficiency	N	\$0	\$57,117	\$0	\$57,117	9/30/2020	9/29/2024	\$200,000	\$57,117	\$142,883
Department of Social Services	COMMUNITY CULINARY SCHOOL OF	16DSS4603FY	Job Training Program	N	\$0	\$2,672	\$0	\$2,672	4/1/2016	9/30/2023	\$203,568	\$63,467	\$140,101
Department of Social Services	PLAINVILLE COMMUNITY FOOD PANTRY	17DSS4103GS	Nutrition Supplement 2017	N	\$46,126	\$0	\$0	\$46,126	1/1/2017	6/30/2023	\$273,587	\$227,461	\$46,126
Department of Social Services	COMMUNITY RENEWAL TEAM INC	20DSS5401EW	Asian Families Domestic Violence Services	N	\$0	\$125,000	\$0	\$125,000	10/1/2020	6/30/2023	\$283,000	\$200,000	\$83,000
Department of Social Services	JEWISH FEDERATION ASSOCIATION OF	21DSS4811OJ	Citizenship Training to eligible immigrants residing in Connecticut	N	\$152,000	\$0	\$0	\$152,000	7/1/2021	6/30/2023	\$302,000	\$152,000	\$150,000
Department of Social Services	NEW OPPORTUNITIES INC	18DSS5001TO	Pilot program with local hospitals to utilize separate patient assessment	N	\$3,716	\$42,728	\$0	\$46,444	4/1/2018	9/30/2023	\$353,219	\$248,746	\$104,473
Department of Social Services	END HUNGER CONNECTICUT INC	15DSS4101JF	Nutrition Supplemental Program	N	\$45,673	\$0	\$0	\$45,673	7/1/2015	6/30/2023	\$361,525	\$316,006	\$45,519
Department of Social Services	TEAM INC	20DSS1501ZG	CSBG CARES Act funding is to help prevent, prepare for, or respond to the	N	\$0	\$100,000	\$0	\$100,000	3/27/2020	9/30/2022	\$366,474	\$142,025	\$224,449
Department of Social Services	THOMPSON ECUMENICAL EMPOWERMENT GROUP	18DSS6102AA	Provide Case Management services to household whose income is or below	N	\$3,638	\$90,962	\$0	\$94,600	10/1/2018	9/30/2023	\$368,204	\$345,464	\$22,740
Department of Social Services	OIC OF NEW LONDON INC	18DSS4611UM	E&T Reimbursement Program	N	\$0	\$41,404	\$0	\$41,404	10/1/2018	9/30/2023	\$395,697	\$260,750	\$134,947
Department of Social Services	CAPITAL WORKFORCE PARTNERS	18DSS4601CW	Food Stamp Employment and Training	N	\$0	\$9,589	\$0	\$9,589	7/1/2018	9/30/2023	\$399,249	\$56,064	\$343,186
Department of Social Services	NEW OPPORTUNITIES INC	20DSS6101TO	Community support for contact tracing for Covid-19	Y	\$0	\$196,895	\$0	\$196,895	8/25/2020	1/31/2022	\$403,734	\$403,734	\$0
Department of Social Services	JEWISH FEDERATION ASSOCIATION OF	16DSS4801OJ	Transition of Refugees 2016	N	\$0	\$48,343	\$0	\$48,343	10/1/2016	9/30/2023	\$419,372	\$282,262	\$137,110
Department of Social Services	CONNECTICUT CENTER FOR ARTS AND	18DSS4603EG	To provide short-term vocational training programs to SNAP recipients	N	\$273	\$25,366	\$0	\$25,639	10/1/2018	9/30/2024	\$428,062	\$143,841	\$284,221
Department of Social Services	TVCCA INC	18DSS5001ZK	Pilot program with local hospitals to utilize separate patient assessment	N	\$3,716	\$69,666	\$0	\$73,382	4/1/2018	9/30/2022	\$442,391	\$399,663	\$42,728
Department of Social Services	GAYLORD FARMS REHABILITATION CENTER INC	19DSS2201KR	Provides clients with acquired brain injury (ABI) with a transitional living	N	\$79,948	\$0	\$0	\$79,948	7/1/2019	7/1/2025	\$473,538	\$233,694	\$239,844
Department of Social Services	GREATER NEW BRITAIN TEEN	19DSS5701LH	Teen Pregnancy Prevention Programming	N	\$156,000	\$0	\$0	\$156,000	7/1/2019	6/30/2022	\$474,276	\$468,000	\$6,276
Department of Social Services	CONNECTICUT COALITION OF MUTUAL	16DSS4801FK	Refugee Assistance Services - 2017	N	\$0	\$44,454	\$0	\$44,454	10/1/2016	9/30/2023	\$484,624	\$311,809	\$172,815
Department of Social Services	FAMILY CENTERED SERVICES OF CT INC	21DSS5702QJ	Teen Pregnancy Prevention Programming	Y	\$162,276	\$0	\$0	\$162,276	7/1/2021	6/30/2024	\$486,828	\$162,276	\$324,552



Agency	Supplier Name	Contract ID #	Contract Description	Competitive	Payments				Terms				
					General Fund	Federal Fund	Other Fund	Total FY 2022	Contract Begin Date	Contract Expire Date	Cumulative Contract Total Amount	Cumulative Contract Payments	Cumulative Contract Balance Remaining
Department of Social Services	END HUNGER CONNECTICUT INC	20DSS4701JF	To provide information regarding the SNAP program to potentially eligible	N	\$0	\$193,258	\$0	\$193,258	10/1/2020	9/30/2022	\$521,683	\$258,572	\$263,111
Department of Social Services	TEAM INC	21DSS4301ZG	LHWAP services to ensure clients' access to drinking water and	N	\$0	\$213,124	\$0	\$213,124	5/28/2021	9/30/2023	\$667,544	\$213,124	\$454,420
Department of Social Services	HUMAN RESOURCES AGENCY OF	21DSS4301NL	LHWAP services to ensure clients' access to drinking water and	N	\$0	\$223,506	\$0	\$223,506	5/28/2021	9/30/2023	\$692,676	\$223,506	\$469,170
Department of Social Services	THE ACCESS AGENCY INC	20DSS1501ZL	CSBG CARES Act funding is to help prevent, prepare for, or respond to the	N	\$0	\$466,941	\$0	\$466,941	3/27/2020	9/30/2022	\$694,519	\$581,981	\$112,538
Department of Social Services	THE VILLAGE FOR FAMILIES & CHILDREN INC	19DSS5702BI	Teen pregnancy prevention programming	N	\$175,500	\$0	\$0	\$175,500	7/1/2019	6/30/2022	\$711,414	\$643,500	\$67,914
Department of Social Services	CONNECTICUT ASSOCIATION FOR COMMUNITY	20DSS4701FB	To provide information regarding the SNAP program to potentially eligible	N	\$0	\$126,418	\$0	\$126,418	10/1/2020	9/30/2022	\$727,659	\$211,473	\$516,185
Department of Social Services	GILEAD COMMUNITY SERVICES INC	20DSS6103KH	Community support for contact tracing	Y	\$0	\$277,861	\$0	\$277,861	8/25/2020	1/31/2022	\$750,000	\$546,817	\$203,183
Department of Social Services	HUMAN RESOURCES AGENCY OF	20DSS1501NL	CSBG CARES Act funding is to help prevent, prepare for, or respond to the	N	\$0	\$217,783	\$0	\$217,783	3/27/2020	9/30/2022	\$753,888	\$544,468	\$209,420
Department of Social Services	TVCCA INC	20DSS1501ZK	CSBG CARES Act funding is to help prevent, prepare for, or respond to the	N	\$0	\$295,194	\$0	\$295,194	3/27/2020	9/30/2022	\$795,005	\$604,400	\$190,605
Department of Social Services	IRIS	20DSS4801JI	Provide various social services designed to promote economic self-sufficiency	N	\$0	\$173,317	\$0	\$173,317	9/30/2020	9/29/2024	\$800,000	\$173,317	\$626,683
Department of Social Services	PERSON TO PERSON INC	19DSS6102LN	Legislative Earmark - Person-to-Person provides individuals and families with	N	\$258,233	\$0	\$0	\$258,233	9/1/2019	6/30/2023	\$883,199	\$633,199	\$250,000
Department of Social Services	THE COMMUNITY ACTION AGENCY OF WESTERN	21DSS4301ZO	LHWAP services to ensure clients' access to drinking water and	N	\$0	\$303,120	\$0	\$303,120	5/28/2021	9/30/2023	\$956,893	\$303,120	\$653,773
Department of Social Services	CONNECTICUT COALITION AGAINST DOMESTIC	15DSS5401JREV	Emergency Shelters for Domestic Violence 2017	N	\$0	\$120,800	\$0	\$120,800	6/1/2015	6/30/2023	\$976,467	\$855,667	\$120,800
Department of Social Services	SOUTHWESTERN CONNECTICUT AGENCY ON	20DSS6101XX	Community support for Contact Tracing Covid-19 Region 1	Y	\$0	\$138,925	\$0	\$138,925	8/25/2020	1/31/2022	\$1,050,000	\$310,060	\$739,940
Department of Social Services	COMMUNITY ACTION AGENCY OF NEW HAVEN INC	21DSS4301EP	CT Low Income Household Water Assistance Program	N	\$0	\$20,415	\$0	\$20,415	5/28/2021	9/30/2023	\$1,052,758	\$20,415	\$1,032,343
Department of Social Services	BRAIN INJURY ALLIANCE OF CONNECTICUT INC	19DSS2201BZ	advocates for community and medical resources to benefit persons with	N	\$100,041	\$0	\$54,568	\$154,609	7/1/2019	6/30/2025	\$1,072,532	\$506,977	\$565,555
Department of Social Services	COMMUNITY RENEWAL TEAM INC	20DSS6101EW	Community support for contact tracing	Y	\$0	\$339,689	\$0	\$339,689	8/25/2020	1/31/2022	\$1,080,000	\$531,629	\$548,371
Department of Social Services	ABILITY BEYOND DISABILITY INC	19DSS2201AC	Persons with traumatic brain injury resulting from illness, injury or	N	\$182,498	\$0	\$0	\$182,498	7/1/2019	6/30/2025	\$1,080,950	\$533,456	\$547,494
Department of Social Services	TEAM INC	19DSS1501ZG	Case Management and Human Service Infrastructure (HSI) services to greater	N	\$132,920	\$249,341	\$0	\$382,261	10/1/2019	9/30/2022	\$1,153,291	\$1,015,072	\$138,219
Department of Social Services	THE COMMUNITY ACTION AGENCY OF WESTERN	20DSS1501ZO	CSBG CARES Act funding is to help prevent, prepare for, or respond to the	N	\$0	\$700,000	\$0	\$700,000	3/27/2020	9/30/2022	\$1,174,220	\$934,844	\$239,376
Department of Social Services	CONNECTICUT FOODSHARE INC	15DSS4501FS	Commodity Food Program - 2016	N	\$0	\$228,287	\$0	\$228,287	2/1/2015	9/30/2022	\$1,175,158	\$921,091	\$254,067
Department of Social Services	CONNECTICUT COALITION AGAINST DOMESTIC	19DSS5411FJ	Victims of domestic or family violence	N	\$197,984	\$0	\$0	\$197,984	7/1/2019	6/30/2025	\$1,218,952	\$593,952	\$625,000
Department of Social Services	THE ACCESS AGENCY INC	21DSS4301ZL	The Low Income Household Water Assistance Program (LHWAP) ACCESS	N	\$0	\$424,489	\$0	\$424,489	5/28/2021	9/30/2023	\$1,292,429	\$424,489	\$867,940
Department of Social Services	COMMUNITY ACTION AGENCY OF NEW HAVEN INC	20DSS1501EP	CSBG CARES Act funding is to help prevent, prepare for, or respond to the	N	\$0	\$725,342	\$0	\$725,342	3/27/2020	9/30/2022	\$1,300,216	\$1,050,395	\$249,821
Department of Social Services	ALLIANCE FOR COMMUNITY EMPOWERMENT INC	21DSS4301AI	LOW INCOME	N	\$0	\$424,468	\$0	\$424,468	5/28/2021	9/30/2023	\$1,316,071	\$424,468	\$891,603
Department of Social Services	CONNECTICUT INSTITUTE FOR REFUGEES AND	16DSS4801OB	Case Management and Social Services to refugees, - 2017	N	\$0	\$167,679	\$0	\$167,679	10/1/2016	9/30/2023	\$1,357,834	\$906,659	\$451,175
Department of Social Services	ALLIANCE FOR COMMUNITY EMPOWERMENT INC	19DSS1511AI	CSBG Services for the Greater Norwalk Area	N	\$145,523	\$352,965	\$0	\$498,489	10/1/2019	9/30/2022	\$1,455,138	\$1,004,315	\$450,823
Department of Social Services	CONNECTICUT JUNIOR REPUBLIC ASSOCIATION	21DSS5701FY	Teen Pregnancy Prevention Programming	Y	\$486,826	\$0	\$0	\$486,826	7/1/2021	6/30/2024	\$1,460,478	\$486,826	\$973,652
Department of Social Services	ALLIANCE FOR COMMUNITY EMPOWERMENT INC	20DSS1501AI	CSBG CARES Act funding is to help prevent, prepare for, or respond to the	N	\$0	\$435,000	\$0	\$435,000	3/27/2020	9/30/2022	\$1,531,745	\$793,175	\$738,570
Department of Social Services	NEW OPPORTUNITIES INC	20DSS1501TO	CSBG CARES Act funding is to help prevent, prepare for, or respond to the	N	\$0	\$885,590	\$0	\$885,590	3/27/2020	9/30/2022	\$1,576,258	\$1,461,258	\$115,000
Department of Social Services	ACCESS INDEPENDENCE INC	12DSS7101HU	Money Follows the Person - 2013	N	\$151,800	\$0	\$0	\$151,800	7/1/2012	6/30/2024	\$1,611,060	\$1,316,760	\$294,300
Department of Social Services	CHARTER OAK HEALTH CENTER INC	19DSS1201DR	Expand Clinic Hours until midnight with radiology services	N	\$430,000	\$0	\$0	\$430,000	2/15/2020	6/30/2023	\$1,623,335	\$1,193,335	\$430,000
Department of Social Services	CONNECTICUT FOODSHARE INC	21DSS4501FS	To store and distribute USDA foods for The Emergency Food Assistance	N	\$0	\$650,480	\$0	\$650,480	10/1/2021	9/30/2026	\$1,713,941	\$650,480	\$1,063,461
Department of Social Services	CATHOLIC CHARITIES INC	16DSS4801DD	Refugee Assistance Services - 2017	N	\$0	\$123,419	\$0	\$123,419	10/1/2016	9/30/2023	\$1,819,079	\$1,297,037	\$522,042
Department of Social Services	THE DIAPER BANK OF CONNECTICUT INC	19DSS6003JO	Diaper assistance for needy families	N	\$698,300	\$0	\$0	\$698,300	11/1/2019	6/30/2023	\$1,869,934	\$1,368,234	\$501,700



Agency	Supplier Name	Contract ID #	Contract Description	Competitive	Payments				Terms				
					General Fund	Federal Fund	Other Fund	Total FY 2022	Contract Begin Date	Contract Expire Date	Cumulative Contract Total Amount	Cumulative Contract Payments	Cumulative Contract Balance Remaining
Department of Social Services	THE ACCESS AGENCY INC	19DSS1501ZL	Case Management and Human Service Infrastructure (HSI) services to greater	N	\$185,422	\$539,450	\$0	\$724,872	10/1/2019	9/30/2022	\$1,995,510	\$1,829,832	\$165,678
Department of Social Services	EASTERN CT AREA AGENCY ON AGING	12DSS7101IR	Money Follows the Person - 2013	N	\$227,700	\$0	\$0	\$227,700	7/1/2012	6/30/2024	\$2,377,804	\$1,774,266	\$603,538
Department of Social Services	TVCCA INC	21DSS4301ZK	CT Low Income Household Water Assistance Program (LIHWAP) TVCCA	N	\$0	\$782,676	\$0	\$782,676	5/28/2021	9/30/2023	\$2,396,300	\$782,676	\$1,613,624
Department of Social Services	COMMUNITY RENEWAL TEAM INC	20DSS1501EW	CSBG CARES Act funding is to help prevent, prepare for, or respond to the	N	\$0	\$1,872,344	\$0	\$1,872,344	3/27/2020	9/30/2022	\$2,536,465	\$2,125,990	\$410,476
Department of Social Services	WESTERN CT AREA AGCY ON AGING	12DSS7102CD	Money Follows the Person - 2013	N	\$227,700	\$0	\$0	\$227,700	7/1/2012	6/30/2024	\$2,571,454	\$2,121,554	\$449,900
Department of Social Services	TVCCA INC	19DSS1501ZK	Case Management Services	N	\$265,714	\$481,974	\$0	\$747,688	10/1/2019	9/30/2022	\$2,694,968	\$2,255,928	\$439,040
Department of Social Services	CONNECTICUT LEGAL SERVICES INC	18DSS5001FZ	Provide Legal Services to preserve their legal rights and interest	N	\$0	\$433,990	\$0	\$433,990	10/1/2018	9/30/2023	\$2,767,391	\$2,319,480	\$447,911
Department of Social Services	HUMAN RESOURCES AGENCY OF	19DSS1501NL	CBG Services for the Greater New Britain and Bristol areas	N	\$325,636	\$663,489	\$0	\$989,125	10/1/2019	9/30/2022	\$2,806,002	\$2,572,378	\$233,624
Department of Social Services	GOODWIN UNIVERSITY INC	15DSS4602ZJ	Job Readiness to SNAP recipients - 2016	N	\$0	\$150,019	\$0	\$150,019	10/1/2015	9/30/2022	\$2,941,248	\$1,496,659	\$1,444,589
Department of Social Services	COMMUNITY RENEWAL TEAM INC	21DSS4301EW	LIHWAP services to ensure clients' access to drinking water and	N	\$0	\$962,949	\$0	\$962,949	5/28/2021	9/30/2023	\$3,105,011	\$962,949	\$2,142,062
Department of Social Services	INDEPENDENCE NORTHWEST INC	12DSS7101DI	Money Follows the Person	N	\$303,600	\$0	\$0	\$303,600	7/1/2012	6/30/2024	\$3,149,780	\$2,562,103	\$587,677
Department of Social Services	NEW OPPORTUNITIES INC	21DSS4301TO	CT Low Income Household Water Assistance Program (LIHWAP) NOI	N	\$0	\$1,016,849	\$0	\$1,016,849	5/28/2021	9/30/2023	\$3,271,421	\$1,016,849	\$2,254,572
Department of Social Services	THE COMMUNITY ACTION AGENCY OF WESTERN	19DSS1501ZO	CSBG and Human Service Infrastructure (HSI) to identified catchment areas:	N	\$409,189	\$774,368	\$0	\$1,183,557	10/1/2019	9/30/2022	\$3,903,565	\$2,861,310	\$1,042,255
Department of Social Services	PLANNED PARENTHOOD OF SOUTHERN	18DSS5001VG	Family Planning Services which include a broad range of	N	\$0	\$1,089,152	\$0	\$1,089,152	10/1/2018	9/30/2022	\$3,963,721	\$3,519,145	\$444,577
Department of Social Services	COMMUNITY ACTION AGENCY OF NEW HAVEN INC	19DSS1501EP	CSBG and HSI services to identified catchment area: New Haven, West	N	\$198,943	\$1,179,289	\$0	\$1,378,232	10/1/2019	9/30/2022	\$3,972,103	\$3,614,017	\$358,086
Department of Social Services	ALLIANCE FOR COMMUNITY EMPOWERMENT INC	19DSS1501AI	CSBG Services in the Greater Bridgeport Area	N	\$349,308	\$946,775	\$0	\$1,296,083	10/1/2019	9/30/2022	\$4,253,910	\$2,499,831	\$1,754,079
Department of Social Services	CONNECTICUT FOODSHARE INC	16DSS4101FS	Nutritional Supplemental Plan	N	\$660,772	\$0	\$0	\$660,772	10/1/2016	6/30/2023	\$4,434,444	\$3,773,672	\$660,772
Department of Social Services	GREATER NEW HAVEN DISABILITY RIGHTS	13DSS7101LI	Nursing Facility Transition Project 2015	N	\$455,400	\$0	\$0	\$455,400	7/1/2013	6/30/2024	\$4,435,570	\$3,552,690	\$882,880
Department of Social Services	COMMUNITY HEALTH CENTER ASSOCIATION	13DSS3101GB	provide a worker trained to perform application, enrollment and retention	N	\$439,047	\$0	\$0	\$439,047	7/1/2013	6/30/2024	\$4,518,108	\$3,665,071	\$853,037
Department of Social Services	CONNECTICUT FOODSHARE INC	14DSS4501FS	Emergency Food Program - 2016	N	\$0	\$1,264,898	\$0	\$1,264,898	10/1/2014	9/30/2021	\$4,718,332	\$4,679,184	\$39,148
Department of Social Services	IRIS	16DSS4801JI	Refugee Assistance Services - 2017	N	\$0	\$1,002,438	\$0	\$1,002,438	10/1/2016	9/30/2023	\$4,843,703	\$3,678,198	\$1,165,506
Department of Social Services	NEW OPPORTUNITIES INC	19DSS1501TO	CBG Services for the Greater Waterbury area	N	\$420,633	\$1,209,964	\$0	\$1,630,597	10/1/2019	9/30/2022	\$4,892,016	\$4,495,738	\$396,278
Department of Social Services	SOUTHWESTERN CONNECTICUT AGENCY ON	12DSS7101XX	Money Follows the Person - 2013	N	\$683,500	\$0	\$0	\$683,500	7/1/2012	6/30/2024	\$7,064,564	\$5,706,593	\$1,357,971
Department of Social Services	AGENCY ON AGING OF SOUTH CENTRAL	12DSS7101XK	Money Follows the Person - Emergency backup system for transition from	N	\$607,200	\$0	\$0	\$607,200	7/1/2012	6/30/2024	\$7,186,207	\$5,680,467	\$1,505,740
Department of Social Services	CONNECTICUT ASSOCIATION FOR COMMUNITY	18DSS5001FB	Case Management Services that provide for life function and	N	\$183,480	\$1,754,961	\$0	\$1,938,441	10/1/2018	9/30/2023	\$7,366,630	\$6,954,083	\$412,547
Department of Social Services	HISPANIC HEALTH COUNCIL INC	18DSS4702LG	The focus of the project is on the prevention of childhood and adult	N	\$0	\$1,253,757	\$0	\$1,253,757	10/1/2018	9/30/2024	\$7,699,495	\$4,834,960	\$2,864,535
Department of Social Services	CONNECTICUT COUNCIL OF FAMILY SERVICE	17DSS3301FQ	Barrier Intervention Services - 2018	Y	\$1,599,671	\$0	\$100,000	\$1,699,671	7/1/2017	6/30/2022	\$8,434,920	\$8,434,591	\$329
Department of Social Services	UNITED WAY OF CONNECTICUT INC	21DSS1002AX	For United Way services	N	\$4,918,000	\$0	\$0	\$4,918,000	7/1/2021	9/30/2023	\$8,776,000	\$4,918,000	\$3,858,000
Department of Social Services	COMMUNITY RENEWAL TEAM INC	19DSS1501EW	CBG Services for the Greater Hartford and Middlesex area	N	\$994,461	\$2,004,480	\$0	\$2,998,941	10/1/2019	9/30/2022	\$9,061,224	\$8,089,601	\$971,623
Department of Social Services	VEYO LLC	17DSS1203HCREV	NEMT Transportation Services	Y	\$1,830,000	\$1,830,000	\$0	\$3,660,000	4/1/2022	3/31/2023	\$11,931,396	\$3,660,000	\$8,271,396
Department of Social Services	CONNECTICUT COMMUNITY CARE INC	12DSS7101EL	Money Follows the Person	N	\$2,040,283	\$0	\$0	\$2,040,283	7/1/2012	6/30/2024	\$19,585,819	\$14,672,830	\$4,912,989
Department of Social Services	TEAM INC	18DSS4301ZG	Assist low-income households to pay for winter heating costs.	N	\$0	\$8,096,167	\$0	\$8,096,167	10/1/2018	9/30/2023	\$19,713,298	\$17,813,161	\$1,900,137
Department of Social Services	DENTAL BENEFIT MANAGEMENT INC	20DSS6602UF	Dental ASO services	Y	\$3,991,860	\$3,991,860	\$0	\$7,983,720	7/1/2020	6/30/2023	\$26,869,966	\$15,335,720	\$11,534,246
Department of Social Services	CONNECTICUT COALITION AGAINST DOMESTIC	19DSS5401FJ	Emergency Shelters and other services for individuals and families	N	\$5,327,610	\$2,772,501	\$312,776	\$8,412,887	7/1/2019	6/30/2023	\$29,784,448	\$23,397,787	\$6,386,661
Department of Social Services	HUMAN RESOURCES AGENCY OF	18DSS4301NL	To assist low-income households to pay for winter heating costs.	N	\$4,500	\$9,307,996	\$0	\$9,312,496	10/1/2018	9/30/2023	\$31,055,868	\$21,821,241	\$9,234,627



Agency	Supplier Name	Contract ID #	Contract Description	Competitive	Payments				Terms				
					General Fund	Federal Fund	Other Fund	Total FY 2022	Contract Begin Date	Contract Expire Date	Cumulative Contract Total Amount	Cumulative Contract Payments	Cumulative Contract Balance
Department of Social Services	TOTAL TRANSIT INC	17DSS1203HC	NEMT	Y	\$2,641,100	\$2,641,100	\$0	\$5,282,200	1/1/2018	3/31/2022	\$32,347,353	\$32,347,353	\$0
Department of Social Services	THE ACCESS AGENCY INC	18DSS4301ZL	Assist low-income households to pay for winter heating costs.	N	\$0	\$12,700,466	\$0	\$12,700,466	10/1/2018	9/30/2023	\$41,804,902	\$30,116,195	\$11,688,707
Department of Social Services	THE COMMUNITY ACTION AGENCY OF WESTERN	18DSS4301ZO	Assist low-income households to pay for winter heating costs.	N	\$0	\$10,487,872	\$0	\$10,487,872	10/1/2018	9/30/2023	\$42,706,785	\$24,533,920	\$18,172,865
Department of Social Services	COMMUNITY ACTION AGENCY OF NEW HAVEN INC	18DSS4301EP	Assist low-income households to pay for winter heating costs.	N	\$0	\$1,014,180	\$0	\$1,014,180	10/1/2018	9/30/2023	\$52,555,565	\$3,143,705	\$49,411,860
Department of Social Services	ALLIED COMMUNITY RESOURCES INC	18DSS7101AS	Fiduciary Intermediary Services - 2018	N	\$5,985,759	\$5,902,563	\$0	\$11,888,321	2/1/2018	9/30/2022	\$54,889,327	\$47,654,730	\$7,234,597
Department of Social Services	ALLIANCE FOR COMMUNITY EMPOWERMENT INC	18DSS4301AI	Assist low-income households to pay for winter heating costs.	N	\$0	\$16,326,388	\$0	\$16,326,388	10/1/2018	9/30/2023	\$65,153,553	\$38,291,336	\$26,862,217
Department of Social Services	TVCCA INC	18DSS4301ZK	Assist low income households to pay for winter heating costs.	N	\$0	\$19,392,858	\$0	\$19,392,858	10/1/2018	9/30/2023	\$86,720,358	\$46,254,036	\$40,466,322
Department of Social Services	NEW OPPORTUNITIES INC	18DSS4301TO	Assist low-income households to pay for winter heating costs.	N	\$0	\$14,453,029	\$0	\$14,453,029	10/1/2018	9/30/2023	\$96,865,838	\$40,019,371	\$56,846,467
Department of Social Services	CONDUENT STATE HEALTHCARE LLC	07DSS1101AF	Husky and Charter Oak Enrollment Broker Services	Y	\$7,360,992	\$231,314	\$0	\$7,592,306	2/1/2007	12/31/2022	\$110,073,823	\$93,993,488	\$16,080,335
Department of Social Services	COMMUNITY RENEWAL TEAM INC	18DSS4301EW	Assist low-income households to ay for winter heating costs.	N	\$0	\$32,444,337	\$0	\$32,444,337	10/1/2018	9/30/2023	\$143,648,833	\$79,462,206	\$64,186,628
Department of Social Services	BEACON HEALTH OPTIONS INC	11DSS1206AL	Behavioral Health ASO - 2016	Y	\$9,614,385	\$9,614,385	\$0	\$19,228,770	1/1/2011	6/30/2022	\$208,644,284	\$185,667,301	\$22,976,984
Department of Social Services	COMMUNITY HEALTH NETWORK OF CT INC	17DSS1202GQ	ASO - 2017	N	\$34,289,995	\$34,289,995	\$0	\$68,579,990	1/1/2017	6/30/2022	\$421,012,791	\$408,517,014	\$12,495,777
Total	105				\$90,253,132	\$214,343,428	\$467,344	\$305,063,904			\$1,675,198,960	\$1,257,894,364	\$417,304,596
Division of Criminal Justice	CORNELL SCOTT-HILL HEALTH CORPORATION	20DCJ11041POS01	SOR Grant Funded Resource Counselor	N	\$0	\$67,632	\$0	\$67,632	1/2/2021	9/29/2022	\$125,000	\$82,543	\$42,457
Division of Criminal Justice	RECOVERY NETWORK OF PROGRAMS INC	20DCJ11042POS01	SOR Grant Funded Resource Counselor	N	\$0	\$56,854	\$0	\$56,854	1/2/2021	9/29/2022	\$125,000	\$72,035	\$52,965
Division of Criminal Justice	RELIANCE HEALTH INC	20DCJ11039POS01	SOR Grant Funded Resource counselor	N	\$0	\$31,765	\$0	\$31,765	1/2/2021	9/29/2022	\$125,000	\$41,943	\$83,057
Division of Criminal Justice	COMMUNITY PARTNERS IN ACTION INC	20DCJ11040POS01	Waterbury Early Screening and Intervention. SOR Grant Funded	N	\$0	\$119,420	\$0	\$119,420	1/2/2021	9/29/2022	\$250,000	\$146,041	\$103,959
Total	4				\$0	\$275,671	\$0	\$275,671			\$625,000	\$342,562	\$282,438
Office of Early Childhood	THE CONNECTICUT INSTITUTE FOR THE BLIND	20OECGER01CIB	Governor's Emergency Education Relief program iPad distribution to Birth to 3	N	\$0	\$12,500	\$0	\$12,500	10/1/2020	9/30/2021	\$25,000	\$25,000	\$0
Office of Early Childhood	ALL OUR KIN INC	21OECGER01AOK	Governor's Emergency Education Relief program hotspot and cable broadband	N	\$0	\$40,000	\$0	\$40,000	10/1/2021	9/30/2022	\$40,000	\$40,000	\$0
Office of Early Childhood	THE CONNECTICUT INSTITUTE FOR THE BLIND	21OECGER01CIB	Governor's Emergency Education Relief program iPad distribution to Birth to 3	N	\$0	\$40,000	\$0	\$40,000	10/1/2021	9/30/2022	\$40,000	\$40,000	\$0
Office of Early Childhood	EMPOWERED BEGINNINGS LLC	19OECOR01EMB	OEC Doula supports for incarcerated women at York Correctional Institution	N	\$0	\$9,928	\$0	\$9,928	7/1/2019	5/31/2023	\$43,139	\$12,205	\$30,934
Office of Early Childhood	NUBEING DOULA SERVICES LLC	19OECOR01NBD	OEC Doula supports for incarcerated women at York Correctional Institution	N	\$0	\$7,253	\$0	\$7,253	7/1/2019	5/31/2023	\$47,379	\$9,446	\$37,933
Office of Early Childhood	CONNECTICUT ASSOCIATION FOR THE	21OECFCC01CAE	Family Child Care Network services	Y	\$0	\$71,935	\$0	\$71,935	7/1/2021	6/30/2022	\$71,935	\$71,935	\$0
Office of Early Childhood	CONNECTICUT ASSOCIATION FOR THE	21OECFCCP1CAE	Family Child Care Network CT Shares platform support and outreach services	Y	\$0	\$45,207	\$0	\$45,207	7/1/2021	12/31/2022	\$88,978	\$45,207	\$43,771
Office of Early Childhood	TEAM INC	21OECFCC01TEM	Family Child Care Network services	Y	\$0	\$83,750	\$0	\$83,750	7/1/2021	9/30/2022	\$118,750	\$83,750	\$35,000
Office of Early Childhood	UNITED WAY OF WESTERN CONNECTICUT	21OECFCC01UWW	Family Child Care Network services	Y	\$0	\$95,000	\$0	\$95,000	7/1/2021	9/30/2022	\$118,750	\$95,000	\$23,750
Office of Early Childhood	KANGAROO'S KORNER INC	20OECDC01KAN	20OECDC01KAN A2-CDC	N	\$111,055	\$0	\$0	\$111,055	10/5/2020	6/30/2022	\$189,277	\$188,427	\$850
Office of Early Childhood	ALL OUR KIN INC	19OECFCC01AOK	Family Child Care Network services	Y	\$0	\$12,500	\$0	\$12,500	7/1/2019	9/30/2021	\$231,000	\$231,000	\$0
Office of Early Childhood	WINDHAM REGIONAL COMMUNITY COUNCIL INC	20OECDC01WRC	20OECDC01WRC A3-CDC	N	\$149,477	\$0	\$0	\$149,477	10/5/2020	6/30/2022	\$254,756	\$228,204	\$26,552
Office of Early Childhood	TERRYVILLE-PLYMOUTH DAY CARE CENTER INC	20OECDC01TER	20OECDC01TER A3 -CDC	N	\$153,542	\$0	\$0	\$153,542	10/5/2020	6/30/2022	\$271,870	\$254,344	\$17,526
Office of Early Childhood	NEW ENGLAND CENTER FOR HEARING	20OECB2301NEC	20OECB2301NEC Birth to Three Deaf/Hard of Hearing Early	Y	\$76,362	\$480	\$0	\$76,842	7/1/2020	6/30/2025	\$275,000	\$113,279	\$161,721
Office of Early Childhood	CHILD AND FAMILY AGENCY OF SOUTHEASTERN	20OECDC01CFM	20OECDC01CFM A2-CDC	N	\$166,649	\$0	\$0	\$166,649	10/5/2020	6/30/2022	\$284,029	\$284,029	\$0
Office of Early Childhood	CONNECTICUT CHILDREN'S MEDICAL CENTER	21OECDCS01CMC	B23 expand Bridging the Gap Research project to provide autism screening for	N	\$103,876	\$0	\$0	\$103,876	3/1/2021	2/28/2024	\$300,000	\$103,876	\$196,124
Office of Early Childhood	ST ANDREW'S UNITED METHODIST CHURCH	20OECDC01SAU	20OECDC01SAU A3-CDC	N	\$208,959	\$0	\$0	\$208,959	10/5/2020	6/30/2022	\$358,409	\$356,409	\$2,000



Agency	Supplier Name	Contract ID #	Contract Description	Competitive	Payments				Terms				
					General Fund	Federal Fund	Other Fund	Total FY 2022	Contract Begin Date	Contract Expire Date	Cumulative Contract Total Amount	Cumulative Contract Payments	Cumulative Contract Balance Remaining
Office of Early Childhood	TOWN OF GUILFORD	200ECCDC01GLF	200ECCDC01GLF A3 -CDC	E	\$198,211	\$0	\$0	\$198,211	10/5/2020	6/30/2022	\$382,416	\$342,630	\$39,786
Office of Early Childhood	RIVERFRONT CHILDREN'S CENTER INC	200ECCDC01RCC	200ECCDC01RCC A2-CDC	N	\$249,974	\$0	\$0	\$249,974	10/5/2020	6/30/2022	\$426,044	\$426,044	\$0
Office of Early Childhood	NEW CANAAN TOWN TREASURER	200ECCDC01NCN	200ECCDC01NCN A3 -CDC	E	\$240,519	\$0	\$0	\$240,519	10/5/2020	6/30/2022	\$444,365	\$419,687	\$24,678
Office of Early Childhood	TORRINGTON TOWN TREASURER	200ECCDC01TOR	200ECCDC01TOR A3 -CDC	E	\$280,270	\$0	\$0	\$280,270	10/5/2020	6/30/2022	\$477,380	\$477,380	\$0
Office of Early Childhood	NEWTOWN TOWN TREASURER	200ECCDC01NWT	200ECCDC01NWT A3-CDC	E	\$280,270	\$0	\$0	\$280,270	10/5/2020	6/30/2022	\$477,668	\$477,668	\$0
Office of Early Childhood	TOWN OF HAMDEN	200ECCDC01HAM	200ECCDC01HAM A3-CDC	E	\$274,521	\$0	\$0	\$274,521	10/5/2020	6/30/2022	\$477,668	\$465,759	\$11,909
Office of Early Childhood	PLAINVILLE EARLY LEARNING CENTER	200ECCDC01PLA	200ECCDC01PLA A3-CDC	N	\$303,791	\$0	\$0	\$303,791	10/5/2020	6/30/2022	\$521,936	\$518,244	\$3,692
Office of Early Childhood	STUDENT PARENTING AND FAMILY	200ECCDC01SPF	200ECCDC01SPF-A2 CDC	N	\$219,436	\$0	\$0	\$219,436	10/5/2020	6/30/2022	\$525,484	\$318,860	\$206,624
Office of Early Childhood	WINSTED AREA CHILD CARE CENTER INC	200ECCDC01WIN	200ECCDC01WIN A3-CDC	N	\$329,818	\$0	\$0	\$329,818	10/5/2020	6/30/2022	\$580,703	\$563,518	\$17,185
Office of Early Childhood	TOWN OF NEW MILFORD	200ECCDC01NML	200ECCDC01NML A3-Child Day Care	E	\$350,224	\$0	\$0	\$350,224	10/5/2020	6/30/2022	\$598,326	\$589,622	\$8,705
Office of Early Childhood	MANSFIELD TOWN TREASURER	200ECCDC01MNS	200ECCDC01MNS A3-CDC	E	\$372,641	\$0	\$0	\$372,641	10/5/2020	6/30/2022	\$635,100	\$621,495	\$13,605
Office of Early Childhood	FAMILY CENTERS INC	200ECCDC01FCG	200ECCDC01FCG A3-CDC	N	\$373,693	\$0	\$0	\$373,693	10/5/2020	6/30/2022	\$636,890	\$636,890	\$0
Office of Early Childhood	NAUGATUCK TOWN TREASURER	200ECCDC01NAU	200ECCDC01NAU A3-CDC	E	\$372,320	\$0	\$0	\$372,320	10/5/2020	6/30/2022	\$636,890	\$635,517	\$1,373
Office of Early Childhood	THE CONNECTICUT INSTITUTE FOR THE BLIND	180ECB2301CIB	Assistive Technology device library maintenance and services for Birth to	N	\$0	\$67,279	\$0	\$67,279	7/1/2018	6/30/2023	\$646,000	\$280,658	\$365,342
Office of Early Childhood	EDADVANCE	210ECFCC01ECI	Family Child Care Network services	N	\$0	\$517,500	\$0	\$517,500	7/1/2021	9/30/2022	\$646,875	\$517,500	\$129,375
Office of Early Childhood	THE CHILDREN'S COMMUNITY PROGRAMS	210ECHVS01CCP	YEAR 1 Home Visiting Services - BASE \$334,261 SID 12603. INCENTIVES	Y	\$233,022	\$4,480	\$0	\$237,502	7/1/2021	6/30/2023	\$705,180	\$237,502	\$467,678
Office of Early Childhood	SOUTHFIELD CHILDRENS CENTER INC	200ECCDC01SCC	200ECCDC01SCC A3-CDC Southfield Children's Center	N	\$422,221	\$0	\$0	\$422,221	10/5/2020	6/30/2022	\$714,623	\$702,280	\$12,343
Office of Early Childhood	TOWN OF SOUTHWINGTON	200ECCDC01SOU	200ECCDC01SOU A3 -CDC	E	\$420,405	\$0	\$0	\$420,405	10/5/2020	6/30/2022	\$716,501	\$697,324	\$19,177
Office of Early Childhood	TOWN OF BRANFORD	200ECCDC01BRN	200ECCDC01BRN A3-CDC	E	\$421,903	\$0	\$0	\$421,903	10/5/2020	6/30/2022	\$719,592	\$717,608	\$1,984
Office of Early Childhood	EASTCONN	200ECCDC01ECT	GEER iPad distribution and Early Childhood distance education	N	\$0	\$300,470	\$0	\$300,470	10/1/2020	9/30/2021	\$730,000	\$665,470	\$64,530
Office of Early Childhood	OUR LADY OF FATIMA CHILD CARE CENTER	200ECCDC01OLF	200ECCDC01OLF A3-CDC	N	\$428,991	\$0	\$0	\$428,991	10/5/2020	6/30/2022	\$731,138	\$731,138	\$0
Office of Early Childhood	MERIDEN TOWN TREASURER	200ECCDC01MER	200ECCDC01MER A3- Child Day Care	E	\$461,147	\$0	\$0	\$461,147	10/5/2020	6/30/2022	\$785,801	\$785,801	\$0
Office of Early Childhood	AMERICAN SCHOOL FOR THE DEAF	200ECB2301ASD	200ECB2301ASD Birth to Three	Y	\$241,505	\$28,265	\$0	\$269,770	7/1/2020	6/30/2025	\$800,000	\$415,152	\$384,848
Office of Early Childhood	CITY OF BRISTOL	200ECCDC01BRS	200ECCDC01BRS A3-Child Day Care	E	\$465,062	\$0	\$0	\$465,062	10/5/2020	6/30/2022	\$806,062	\$792,221	\$13,841
Office of Early Childhood	TOWN OF BLOOMFIELD	200ECCDC01BLM	200ECCDC01BLM A3-CDC	E	\$461,129	\$0	\$0	\$461,129	10/5/2020	6/30/2022	\$811,971	\$781,578	\$30,393
Office of Early Childhood	CENTRAL CONNECTICUT COAST YOUNG MEN'S	200ECCDC01CCY	200ECCDC01CCY A2-CDC	N	\$476,991	\$0	\$0	\$476,991	10/5/2020	6/30/2022	\$813,583	\$812,661	\$922
Office of Early Childhood	TOWN OF MANCHESTER	200ECCDC01MAN	200ECCDC01MAN A3-CDC	E	\$449,734	\$0	\$0	\$449,734	10/5/2020	6/30/2022	\$820,665	\$780,895	\$39,770
Office of Early Childhood	CLIFFORD W BEERS GUIDANCE CLINIC INC	210ECHVS01CBI	YEAR 1 Home Visiting Services - BASE \$405,000 SID 12603. INCENTIVES	Y	\$285,984	\$23,702	\$0	\$309,686	7/1/2021	6/30/2023	\$853,839	\$309,686	\$544,153
Office of Early Childhood	TOWN OF WALLINGFORD	200ECCDC01WAL	200ECCDC01WAL A3 -CDC	E	\$508,231	\$0	\$0	\$508,231	10/5/2020	6/30/2022	\$866,192	\$866,192	\$0
Office of Early Childhood	CITY OF MILFORD	200ECCDC01MIL	200ECCDC01MIL A3-CDC	E	\$490,808	\$0	\$0	\$490,808	10/5/2020	6/30/2022	\$867,790	\$837,631	\$30,159
Office of Early Childhood	EAST SHORE DISTRICT HEALTH DEPT	210ECHVS01ESD	YEAR 1 Home Visiting Services - BASE \$423,297 SID 22683. INCENTIVES	Y	\$0	\$435,853	\$0	\$435,853	7/1/2021	6/30/2023	\$880,456	\$435,853	\$444,603
Office of Early Childhood	THE DIAPER BANK OF CONNECTICUT INC	220ECHVS01DBC	Emergency supply distribution to community agencies for Home Visiting	N	\$0	\$457,720	\$0	\$457,720	1/1/2022	9/30/2023	\$915,440	\$457,720	\$457,720
Office of Early Childhood	YALE NEW HAVEN HOSPITAL	210ECHVS01YNH	YEAR 1 Home Visiting Services - BASE \$750,000 SID 29770 AND \$250,000 SID	Y	\$0	\$778,450	\$0	\$778,450	7/1/2021	6/30/2022	\$1,040,000	\$778,450	\$261,550
Office of Early Childhood	VISITING NURSE ASSOCIATION OF RIDGEFIELD	210ECHVS01VNR	YEAR 1 - BASE \$523,017 SID 12603 A1 add's \$15,406.89 SPY22 COLA to SID	Y	\$453,269	\$14,050	\$0	\$467,319	7/1/2021	6/30/2023	\$1,103,281	\$467,319	\$635,962
Office of Early Childhood	SPARKLER LEARNING INC	200ECB2501SPK	23003 Sparkler app implementation, training & technical assistance	N	\$0	\$607,408	\$0	\$607,408	9/1/2020	12/30/2021	\$1,150,000	\$1,067,408	\$82,592



Agency	Supplier Name	Contract ID #	Contract Description	Competitive	Payments				Terms				
					General Fund	Federal Fund	Other Fund	Total FY 2022	Contract Begin Date	Contract Expire Date	Cumulative Contract Total Amount	Cumulative Contract Payments	Cumulative Contract Balance Remaining
Office of Early Childhood	TOWN OF CHESHIRE	200ECB2301CPS	200ECB2301CPS Birth to Three	E	\$207,000	\$25,573	\$0	\$232,573	7/1/2020	6/30/2025	\$1,200,000	\$372,663	\$827,337
Office of Early Childhood	YMCA OF METROPOLITAN HARTFORD INC	200ECCDC01GHY	200ECCDC01GHY A3-CDC	N	\$588,726	\$0	\$0	\$588,726	10/5/2020	6/30/2022	\$1,207,705	\$903,048	\$304,657
Office of Early Childhood	WEST HAVEN TOWN TREASURER	200ECCDC01WHV	200ECCDC01WHV A3 - CDC	E	\$685,685	\$0	\$0	\$685,685	9/1/2020	6/30/2022	\$1,234,200	\$1,232,753	\$1,447
Office of Early Childhood	INTERFAITH SOCIAL ACTION CORPORATION	200ECCDC01INT	200ECCDC01INT A3-CDC	N	\$746,013	\$0	\$0	\$746,013	10/5/2020	6/30/2022	\$1,273,822	\$1,272,449	\$1,373
Office of Early Childhood	TOWN OF ENFIELD	200ECCDC01ENF	200ECCDC01ENF A2-CDC	E	\$736,645	\$0	\$0	\$736,645	10/5/2020	6/30/2022	\$1,285,239	\$1,279,169	\$6,070
Office of Early Childhood	TEAM INC	200ECCDC01TEM	200ECCDC01TEM A1 - CDC	N	\$783,516	\$0	\$0	\$783,516	10/5/2020	6/30/2022	\$1,358,823	\$1,345,161	\$13,662
Office of Early Childhood	ST MARKS DAY CARE CENTER	200ECCDC01SMC	200ECCDC01SMC A3-CDC	N	\$811,674	\$0	\$0	\$811,674	7/1/2020	6/30/2022	\$1,397,831	\$1,328,649	\$69,182
Office of Early Childhood	CHILD AND FAMILY AGENCY OF SOUTHEASTERN	210ECHVS01CFM	YEAR 1 Home Visiting Services - BASE \$700,000 SID 12603. INCENTIVES	Y	\$514,867	\$7,487	\$0	\$522,354	7/1/2021	6/30/2023	\$1,476,034	\$522,354	\$953,680
Office of Early Childhood	THE COMMUNITY ACTION AGENCY OF WESTERN	200ECCDC01AWC	200ECCDC01AWC A3 - CDC	N	\$864,573	\$0	\$0	\$864,573	10/5/2020	6/30/2022	\$1,478,198	\$1,472,625	\$5,573
Office of Early Childhood	HUMAN RESOURCES AGENCY OF	200ECCDC01HRA	200ECCDC01HRA A3-Child Day Care	N	\$819,574	\$0	\$0	\$819,574	10/5/2020	6/30/2022	\$1,538,030	\$1,413,531	\$124,499
Office of Early Childhood	PUBLIC CONSULTING GROUP LLC	210ECB2301PCG	Commercial Insurance claims support \$873,900 Early Intervention System	N	\$498,571	\$131,940	\$0	\$630,511	8/1/2021	6/30/2024	\$1,547,340	\$630,511	\$916,829
Office of Early Childhood	EXCHANGE CLUB CENTER FOR THE PREVENTION	210ECHVS01HFK	YEAR 1 - BASE \$776,214 SID 12603, INCENTIVE \$31,048 SID 29670	Y	\$800,693	\$10,330	\$0	\$811,023	7/1/2021	6/30/2023	\$1,639,003	\$811,023	\$827,980
Office of Early Childhood	STAYWELL HEALTH CARE INC	210ECHVS01SHC	YEAR 1 - BASE \$800,000 SID 12603 ADD \$25,223.12 SFY COLA to SID 12603	Y	\$633,133	\$10,400	\$0	\$643,533	7/1/2021	6/30/2023	\$1,689,217	\$643,533	\$1,045,684
Office of Early Childhood	HALL NEIGHBORHOOD HOUSE INC	200ECCDC01HNN	200ECCDC01HNN A2-CDC	N	\$966,674	\$0	\$0	\$966,674	10/5/2020	6/30/2022	\$1,711,495	\$1,644,926	\$66,569
Office of Early Childhood	COMMUNITY RENEWAL TEAM INC	200ECCDC01CRT	200ECCDC01CRT A3-CDC	N	\$958,865	\$0	\$0	\$958,865	10/5/2020	6/30/2022	\$1,713,176	\$1,617,175	\$96,000
Office of Early Childhood	WHEELER CLINIC INC	210ECHVS01WHC	YEAR 1 - BASE \$830,000 SID 22683 INCENTIVES \$33,200 SID 22683	Y	\$0	\$453,311	\$0	\$453,311	7/1/2021	6/30/2023	\$1,726,400	\$453,311	\$1,273,089
Office of Early Childhood	HOSPITAL OF CENTRAL CONNECTICUT	210ECHVS01HCC	YEAR 1 Home Visiting Services - BASE \$840,000 SID 22683. INCENTIVES	Y	\$0	\$791,556	\$0	\$791,556	7/1/2021	6/30/2023	\$1,747,200	\$791,556	\$955,644
Office of Early Childhood	THE CHILD AND FAMILY GUIDANCE CENTER	210ECHVS01CFG	YEAR 1 Home Visiting Services - BASE \$925,000 SID 22683. INCENTIVES	Y	\$0	\$744,874	\$0	\$744,874	7/1/2021	6/30/2023	\$1,924,000	\$744,874	\$1,179,126
Office of Early Childhood	PROSPECT MANCHESTER HOSPITAL INC	210ECHVS01PMH	YEAR 1 Home Visiting Services - BASE \$945,988 SID 22683. INCENTIVES	Y	\$0	\$464,140	\$0	\$464,140	7/1/2021	6/30/2023	\$1,967,576	\$464,140	\$1,503,436
Office of Early Childhood	EASTER SEAL REHABILITATION CENTER OF	200ECB2301ESW	200ECB2301ESW Birth to Three	Y	\$185,000	\$6,653	\$0	\$191,653	7/1/2020	6/30/2025	\$2,000,000	\$402,510	\$1,597,490
Office of Early Childhood	EASTCONN	210ECCGER01ECT	FFY 22 \$1,068,406 GEER iPad tracking and Early Childhood distance education	N	\$0	\$522,118	\$0	\$522,118	10/1/2021	9/30/2023	\$2,088,472	\$522,118	\$1,566,354
Office of Early Childhood	CITY OF NEW HAVEN	200ECCDC01NHV	200ECCDC01NHV A3-CDC	E	\$1,303,082	\$0	\$0	\$1,303,082	10/5/2020	6/30/2022	\$2,222,149	\$2,200,204	\$21,945
Office of Early Childhood	FAMILY & CHILDRENS AGENCY INC	210ECHVS01FCY	YEAR 1 Home Visiting Services - BASE \$1,095,204 SID 12603. A1 adds	Y	\$963,798	\$10,560	\$0	\$974,358	7/1/2021	6/30/2023	\$2,313,424	\$974,358	\$1,339,066
Office of Early Childhood	FAMILY CENTERS INC	210ECHVS01FCG	YEAR 1 - BASE \$1,113,765 SID 12603; A1 added \$32,659.95 due to SFY22 COLA	Y	\$1,061,258	\$15,130	\$0	\$1,076,388	7/1/2021	6/30/2023	\$2,349,292	\$1,076,388	\$1,272,904
Office of Early Childhood	UNITED WAY OF CONNECTICUT INC	200ECB2301UWC	Birth to 3 Early Intervention System and Ages & Stages Questionnaire	N	\$0	\$430,813	\$0	\$430,813	7/1/2020	6/30/2025	\$2,480,000	\$837,269	\$1,642,731
Office of Early Childhood	PROJECT INTERACT INC	200ECB2301PII	200ECB2301PII Birth to Three	Y	\$371,000	\$39,875	\$0	\$410,875	7/1/2020	6/30/2025	\$2,500,000	\$794,090	\$1,705,910
Office of Early Childhood	NORWALK TOWN TREASURER	200ECCDC01NWK	200ECCDC01NWK A3-CDC	E	\$1,609,729	\$0	\$0	\$1,609,729	10/5/2020	6/30/2022	\$2,757,298	\$2,749,260	\$8,039
Office of Early Childhood	NEW OPPORTUNITIES INC	200ECCDC01NOP	200ECCDC01NOP A3-Child Day Care	N	\$1,539,531	\$0	\$0	\$1,539,531	10/5/2020	6/30/2022	\$2,967,016	\$2,531,357	\$435,659
Office of Early Childhood	CITY OF HARTFORD	200ECCDC01HTD	200ECCDC01HTD A4-CDC	E	\$1,582,523	\$0	\$0	\$1,582,523	10/5/2020	6/30/2022	\$3,010,659	\$2,604,752	\$405,907
Office of Early Childhood	FAMILY CENTERED SERVICES OF CT INC	210ECHVS01FCS	YEAR 1 - BASE \$1,280,498 SID 12603 AND \$330,752 SID 22683. INCENTIVES	Y	\$1,056,286	\$297,877	\$0	\$1,354,163	7/1/2021	6/30/2023	\$3,351,400	\$1,354,163	\$1,997,237
Office of Early Childhood	CITY OF STAMFORD	200ECCDC01STM	200ECCDC01STM A3-CDC	E	\$2,061,889	\$0	\$0	\$2,061,889	10/5/2020	6/30/2022	\$3,614,897	\$3,479,876	\$135,021
Office of Early Childhood	MOUNT OLIVE CHILD DEVELOPMENT CENTER INC	200ECCDC01MTO	200ECCDC01MTO A3-CDC	N	\$2,192,980	\$0	\$0	\$2,192,980	10/5/2020	6/30/2022	\$3,886,815	\$3,689,327	\$197,488
Office of Early Childhood	EASTCONN	200ECB2301ECN	200ECB2301ECN Birth to Three	Y	\$675,000	\$68,154	\$0	\$743,154	7/1/2020	6/30/2025	\$4,000,000	\$1,397,072	\$2,602,928
Office of Early Childhood	CHILDREN'S THERAPY SERVICES LLC	200ECB2301CTS	200ECB2301CTS Birth to Three	Y	\$792,575	\$10,942	\$0	\$803,517	7/1/2020	6/30/2025	\$4,100,000	\$1,477,831	\$2,622,169
Office of Early Childhood	ALLIANCE FOR COMMUNITY EMPOWERMENT INC	200ECCDC01ACE	200ECCDC01ACE A3-CDC	N	\$2,232,201	\$0	\$0	\$2,232,201	10/5/2020	6/30/2022	\$4,385,834	\$3,309,563	\$1,076,270



Agency	Supplier Name	Contract ID #	Contract Description	Competitive ₁	Payments				Terms				
					General Fund	Federal Fund	Other Fund ₂	Total FY 2022 ₃	Contract Begin Date	Contract Expire Date	Cumulative Contract Total Amount ₄	Cumulative Contract Payments ₅	Cumulative Contract Balance Remaining ₆
Office of Early Childhood	EDADVANCE	21OECVHS01ECI	YEAR 1 - BASE \$2,186,748 SID 22683, INCENTIVES \$87,470 SID 22683	Y	\$0	\$1,958,487	\$0	\$1,958,487	7/1/2021	6/30/2023	\$4,548,436	\$1,958,487	\$2,589,949
Office of Early Childhood	REACHOUT INC	20OECB2301RCT	20OECB2301RCT Birth to Three	Y	\$587,272	\$11,600	\$0	\$598,872	7/1/2020	6/30/2025	\$5,000,000	\$1,210,820	\$3,789,180
Office of Early Childhood	HARC INC	20OECB2301HAR	20OECB2301HAR Birth to Three	Y	\$708,490	\$87,203	\$0	\$795,693	7/1/2020	6/30/2025	\$5,350,000	\$1,522,582	\$3,827,418
Office of Early Childhood	TVCCA INC	21OECVHS01TVC	YEAR 1 Home Visiting Services - BASE \$786,910 SID 12603, AND	Y	\$475,252	\$1,295,771	\$0	\$1,771,023	7/1/2021	6/30/2023	\$5,651,154	\$1,771,023	\$3,880,131
Office of Early Childhood	ABILIS INC	20OECB2301ABI	20OECB2301ABI Birth to Three	Y	\$775,000	\$22,834	\$0	\$797,834	7/1/2020	6/30/2025	\$5,700,000	\$1,573,700	\$4,126,300
Office of Early Childhood	THE VILLAGE FOR FAMILIES & CHILDREN INC	21OECVHS01VFC	YEAR 1 - BASE \$1,838,954 SID 12603 AND \$956,046 SID 22683, INCENTIVES	Y	\$1,463,673	\$1,164,194	\$0	\$2,627,866	7/1/2021	6/30/2023	\$5,822,544	\$2,627,866	\$3,194,678
Office of Early Childhood	CAPITOL REGION EDUCATION COUNCIL	20OECB2301CRE	20OECB2301CRE Birth to Three	Y	\$909,240	\$23,495	\$0	\$932,735	7/1/2020	6/30/2025	\$5,970,000	\$1,631,059	\$4,338,941
Office of Early Childhood	TVCCA INC	20OECDC01TVC	20OECDC01TVC A3 -CDC	N	\$3,385,983	\$0	\$0	\$3,385,983	10/5/2020	6/30/2022	\$6,185,621	\$5,819,862	\$365,759
Office of Early Childhood	SB TRANSITIONAL SUB LLC	21OECB2301SBT	State SID 12192 Birth to Three services for families of children with	N	\$452,386	\$12,208	\$0	\$464,594	5/1/2021	6/30/2025	\$6,666,650	\$464,594	\$6,202,056
Office of Early Childhood	EDADVANCE	20OECB2301ECI	20OECB2301ECI Birth to Three	Y	\$1,286,637	\$22,308	\$0	\$1,308,945	7/1/2020	6/30/2025	\$7,000,000	\$2,455,782	\$4,544,218
Office of Early Childhood	AW HOLDINGS LLC	20OECB2301AWH	20OECB2301AWH Birth To Three	Y	\$2,431,608	\$372,523	\$0	\$2,804,131	7/1/2020	6/30/2025	\$7,200,000	\$3,987,555	\$3,212,446
Office of Early Childhood	SOUTH BAY EARLY INTERVENTION	20OECB2301SBM	20OECB2301SBM Birth to Three services	Y	\$69,936	\$0	\$0	\$69,936	7/1/2020	6/30/2025	\$8,000,000	\$792,612	\$7,207,388
Office of Early Childhood	BUILDING BRIDGES LLC	20OECB2301BBL	20OECB2301BBL Birth To Three	Y	\$1,630,000	\$163,201	\$0	\$1,793,201	7/1/2020	6/30/2025	\$9,000,000	\$3,333,897	\$5,666,103
Office of Early Childhood	CREATIVE INTERVENTIONS LLC	20OECB2301CIL	20OECB2302CIL Birth to Three	Y	\$2,386,890	\$206,800	\$0	\$2,593,690	7/1/2020	6/30/2025	\$11,900,000	\$4,576,308	\$7,323,692
Office of Early Childhood	BEACON SERVICES OF CT	20OECB2301BEA	20OECB2301BEA Birth To Three	Y	\$2,041,424	\$342,369	\$0	\$2,383,793	7/1/2020	6/30/2025	\$16,700,000	\$5,162,764	\$11,537,236
Office of Early Childhood	THERACARE	20OECB2301TRC	20OECB2301TRC Birth to Three	Y	\$1,245,687	\$34,086	\$0	\$1,279,773	7/1/2020	6/30/2025	\$17,200,000	\$2,986,811	\$14,213,189
Office of Early Childhood	SARAH INC	20OECB2301SAR	20OECB2301SAR Birth to Three	Y	\$3,072,101	\$34,075	\$0	\$3,106,175	7/1/2020	6/30/2025	\$18,500,000	\$5,762,684	\$12,737,316
Office of Early Childhood	REHABILITATION ASSOCIATES OF CONNECTICUT	20OECB2301RAC	20OECB2301RAC Birth to Three	Y	\$4,336,109	\$468,872	\$0	\$4,804,981	7/1/2020	6/30/2025	\$22,500,000	\$8,193,218	\$14,306,782
Office of Early Childhood	UNITED WAY OF CONNECTICUT INC	19OECDF01UWC	United Way Admin	N	\$12,253,425	\$0	\$0	\$12,253,425	7/1/2019	6/30/2022	\$35,650,484	\$33,850,485	\$1,799,999
Total		106			\$78,790,186	\$13,915,489	\$0	\$92,705,676			\$309,391,562	\$160,839,172	\$148,552,390
Grand Total		1444			\$1,132,127,502	\$523,684,739	\$668,681,494	\$2,324,493,735			\$14,226,478,433	\$8,218,627,327	\$6,007,851,105

1. The Competitive column includes: Competitive solicitations listed as Y; Non-Competitive Solicitations listed as N; Contracts under \$20,000 or contracts with towns, cities, and political subdivisions listed as E, Qualification for services (described in narrative) listed as Q, Mixed master contracts (described in narrative) listed as M.

2. The Other Fund column can include non-federal grants, pass through grants, bond funds, and restricted state grants.

3. The total FY 2022 column represents the sum of contract payments.

4. The cumulative contract total amount is an estimate of what the contract will cost throughout the entirety of its term.

5. The cumulative contract payments is the sum of all payments that have been made on a contract from the beginning of its term through the end of FY2022.

6. The cumulative contract balance remaining is the difference between the cumulative contract total amount and the cumulative contract payment.