



**STATE OF CONNECTICUT**  
**OFFICE OF POLICY AND MANAGEMENT**

---

**REPORT TO THE GENERAL ASSEMBLY**

***Purchase of Service Contracts***

**Fiscal Year 2021**

---

**Melissa McCaw**  
**Secretary**  
**Office of Policy and Management**  
**450 Capitol Avenue**  
**Hartford, Connecticut 06106**

**Submitted September 30, 2021**



**STATE OF CONNECTICUT**  
**OFFICE OF POLICY AND MANAGEMENT**

September 30, 2021

The Honorable Matthew Ritter  
Speaker of the House  
Connecticut General Assembly

The Honorable Vincent Candelora  
House Minority Leader  
Connecticut General Assembly

The Honorable Martin Looney  
President Pro Tempore  
Connecticut General Assembly

The Honorable Kevin Kelly  
Senate Minority Leader  
Connecticut General Assembly

This report fulfills the statutory responsibility of the Office of Policy and Management pursuant to [C.G.S. § 4-70b](#) to report on the Purchase of Service (POS) contracting activity of State Agencies. In addition, C.G.S. §4-70b(c) requires that the report include an assessment of the aggregate financial condition of non-profit, community-based health and human service agencies that enter into POS contracts.

This report seeks to provide information to state legislators, policymakers, and the public about Health and Human Service State Agencies' Purchase of Service activity for State fiscal year 2021 as well as the aggregate financial condition of 69 nonprofit providers for 2020.

With gratitude,

A handwritten signature in blue ink, appearing to read "Melissa McCaw".

Melissa McCaw  
Secretary  
Office of Policy and Management

*This page is intentionally left blank*

## TABLE OF CONTENTS

|  | <b>Page</b> |
|--|-------------|
| <b>Introduction</b> . . . . .  | 4           |
| A. Purpose . . . . .   | 4           |
| B. Background . . . . .  | 4           |
| C. Statutes . . . . .  | 4           |
| D. Scope and Methodology . . . . .   | 5           |
| E. Recent Purchase of Service Activity . . . . .                                   | 6           |
| F. Specific Agency Human Service Procurement Models . . . . .                      | 9           |
| G. Future Activities . . . . .   | 12          |
| H. Aggregate Financial Condition of Non-Profit Providers of POS Services . . . . . | 13          |
| I. Inquiries . . . . .   | 19          |
| <b>Part I. POS Data</b>  |             |
| A. POS FY 2021 and FY 2020 Contracts and Payment Comparison . . . . .              | 20          |
| B. POS FY 2021 Comparison by Agency Competitive Analysis . . . . .                 | 21          |
| C. POS FY 2021 Summary Report by Agency . . . . .                                  | 22          |
| D. POS FY 2021 Report Detail by Agency . . . . .                                   | 23          |

## INTRODUCTION

### A. Purpose

This document summarizes information regarding Purchase of Service (POS) contracting activity of State agencies for State Fiscal Year (SFY) 2021. As required by [Connecticut General Statutes \(C.G.S.\) Section 4-70b\(c\)](#), this report includes an assessment of the aggregate financial condition of a group of non-profit, community based health and human services agencies that enter into POS contracts. This report summarizes information regarding POS contracts for State fiscal year (SFY) 2021. It is important to note that this reporting period was heavily impacted by the COVID-19 pandemic, which called for state agencies to meet unexpected demand for emergency health services and limit service disruption to Connecticut residents, nonprofits, and businesses. In response to these demands, Governor Lamont extended several executive orders which granted exemptions from some procurement competition requirements and extended statutory reporting requirements.

### B. Background

A *Purchase of Service* contract is a contract between a State agency and a private provider organization or municipality for the purpose of obtaining direct health and human services for agency clients. The contract generally is not used for the sole purpose of purchasing administrative or clerical services, material goods, training and consulting services. POS contracts cannot be used to contract with individuals.

Using the OPM standard contract template, an agency may enter into a POS contract for a single year or for multiple years. It may be either a competitive or non-competitive contract. A contract may cover a number of services and be amended for a variety of reasons during its term.

For SFY 2021, there were ten agencies in the current POS system: Department of Aging and Disability Services, Department of Children and Families, Department of Correction, Department of Developmental Services, Department of Housing, Department of Mental Health and Addiction Services, Department of Public Health, Department of Social Services, Division of Criminal Justice, and Office of Early Childhood.

### C. Relevant Statutes

[C.G.S. § 4-70b](#) requires OPM to “establish uniform policies and procedures for obtaining, managing and evaluating the quality and cost effectiveness of human services purchased from private providers.” Further, OPM is required to “ensure all state agencies which purchase human services comply with such policies and procedures” and to report annually to the General Assembly on the state's purchase of service contracting activity.

[C.G.S. § 4-230 to 4-236](#) requires a non-profit organization that expends \$300,000 or more in state funds in its fiscal year to submit to a uniform audit within six months of the close of the fiscal year end. OPM administers the State Single Audit for municipalities and non-profit entities. Additionally, OPM is required to “adopt regulations establishing uniform standards which prescribe the cost accounting principles to be used in the administration of state financial assistance by the recipients of such assistance.”

An [Attorney General's opinion dated November 9, 2005](#) stated that there is no legal distinction between a POS contract and a Personal Service Agreement (PSA). It also stated that the statutes that apply to PSAs, [CGS §4-212](#) et seq., also apply to POS contracts.

#### **D. Scope and Methodology**

This report describes the contracting activities of executive branch agencies with respect to POS contracts for SFY 2021. Contracting activities of the legislative and judicial branches of state government are excluded from this report.

The POS data represented in this report is captured from Core-CT and the Statewide Analytical Reporting System (STARS). POS Agencies are required to enter a contract requisition into the eProcurement module within Core-CT. A workflow of approvers is built into the requisition system. After the final approval at OPM, the requisition is ready to become a contract. This functionality cuts down on duplicative entry and can be implemented as a completely paperless system.

OPM summarizes the information obtained from Core-CT and submits an annual report to the General Assembly. The data in this report represents POS contracts that were in effect during SFY 2021. POS contracts can range from a few months to several years in duration. Accordingly, the total dollar amount of a POS contract may represent several years of activity. Also, many POS contracts overlap during a fiscal year. For example, if a POS contract ends December 31st and a new contract starts with the same provider on January 1st, then two contracts (and two contract amounts) would be included in this report. Due to these factors, this report represents several years of POS contracting activity, not just annual activity.

The payment amounts presented in this report are payments made by State agencies to Purchase of Service contractors during SFY 2021. Please note that annual payment amounts are often substantially less than the cumulative total contract amounts. This is because the cumulative contract amounts represent more than one year of contracting activity while the payment amounts represent activity for SFY 2021. For this reason, the annual payment amounts are a better gauge of the annual contract spend.

In SFY 2019, this report was modified to improve transparency and address past miscommunication about the prevalence of non-competitive procurements. The "exempt" (E) contract category was introduced, to provide a more accurate overview of competitive contracting across the state. Pursuant to [C.G.S. § 4-214](#), contracts with an annual value of not more than \$20,000 are exempt from OPM approval. The exempt category applies to all contracts that do not need OPM approval per statute based on the dollar amount of the contract, and to towns and cities who have contracts with state agencies and receive pass-through funds. The "qualified" (Q) category applies to payments made under DDS contracts, which allow DDS clients to choose services from a list of qualified providers. Due to system limitations, Core-CT does not sort contracts into the qualified and exempt categories automatically. OPM works with agencies to manually identify contracts that fall under the exempt and qualified categories and marks them as such in this report to ensure accuracy.

Starting in SFY 2020, the "mixed" (M) category was used in the Detail by Agency section of the SFY 2020 report for master contracts issued by the Department of Children and Families and the Department of Mental Health and Addiction Services. These master contracts are consolidated contracts for a range of programs and services delivered by one provider, of which some programs within the contract are competitively bid, while other programs are not competitively bid. The CORE system does not have the capability to report contracts at the program level for competitive procurement. OPM, in collaboration with DMHAS and DCF, established the mixed category and manually identifies the contracts that fall

under this category to ensure that the Detail by Agency section of the report is accurate. In future years, by working together with agencies and the Comptroller's Office, OPM will continue to work on system enhancements to be able to more accurately report on the proportions of competitive and non-competitive procurement within a master contract.

## **E. Recent POS Activity**

Building on procurement reform efforts started in 2019, OPM undertook several initiatives in FY 2021 to bolster agency capacity for competitive procurements and to decrease the number of non-competitive solicitations despite the pandemic, as discussed further below.

### *Sole-Source Waiver Reports*

OPM publishes a monthly report of approved sole-source waiver requests with their justification codes. This can be found on the [DAS State Contracting Portal](#) next to the Department of Administrative Services standardized transaction report (DAS version of sole-source waivers) and the [OPM Website](#). These reports also reflect a stricter requisition approval policy at OPM that requires more substantive justifications for all sole-source waivers and push-back on sole-source requests deemed suitable for competitive procurement. Justifications for sole-source waivers must be selected from a list pre-approved by OPM, ensuring consistent application of the waiver policy.

### *POS/PSA Procurement Plans*

According to statutory requirements (Public Act 19-117), OPM collected three-year, forward looking procurement plans from all agencies entering into Purchase of Service (POS) contracts and Personal Service Agreements (PSA) to encourage proactive procurement planning, and published the plans to OPM's website. These plans include information on whether agencies intend to competitively bid or request a sole-source waiver, helping agencies to prepare in advance for competitive procurements. These plans are also used by OPM Finance staff to challenge agencies on any sole-source requisitions that were originally identified as contracts for competitive procurement. The public-facing nature of procurement plans creates transparency for Connecticut business and non-profit service providers, helping these organizations anticipate upcoming opportunities and submit high-quality, competitively priced bids, resulting in a broadening of the State's pool of potential proposers.

### *Emergency Executive Orders*

OPM Finance and Legal Team worked with the Office of the Governor and agency partners to extend executive orders that grant agencies flexibility in the procurement process when responding to state needs related to COVID-19. These executive orders (Executive Orders [7J](#), [7K](#), [7Q](#), [7Z](#), [7GG](#), [7ZZ](#), and [11D](#)) allowed the state, with OPM's support, to effectively distribute vaccines and provide other critical health and human services. The Governor extended a revised version of these executive orders – [Executive Order 14](#) – through February 2022.

### *Impact of COVID-19 Public Health Emergency on Competitive Procurement*

Due to the declaration of the public health emergency to address the COVID-19 impact in the State of Connecticut, several executive orders were effectuated to provide flexibility in the emergency procurement of goods and services in the State of Connecticut. The emergency nature of the COVID-19

pandemic required the State to quickly procure goods and services including testing, vaccination, housing supports, child care, and residential programs, among others. Due to the public health emergency, competitive procurement would have put the life, health, and safety of our residents at risk. Consequently, the total payments made under competitive POS contracts slightly decreased between SFY 2020 and SFY 2021 by four percentage points. OPM considers the decrease in the share of competitive spending to be understandable given the demands on procurement imposed by the COVID-19 pandemic throughout the entirety of SFY 2021 (compared to just three months in SFY 2020).

As the COVID-19 pandemic and its associated impact continue to affect state agencies and the populations they serve, OPM has sought to balance a continued focus on competitive procurement with agencies' ongoing need for critical flexibility and support. Even without the challenges presented by the COVID-19 pandemic, the largest non-competitive POS contracts deliver clinical, evidence-based, inpatient, and residential care to vulnerable populations—services for which competitive contracting is not always the best option due to the need to ensure continuity of care and a highly limited number of qualified providers. It is important to note that OPM's competition numbers do not reflect the contracting activity of the Department of Administrative Services (DAS). In fiscal year 2021, DAS competitively procured 82% of its contracts. That percentage increases to 99.85% when COVID-19 procurements are removed.

The total amount spent under POS contracts increased in SFY 2021 by \$292 million from the previous fiscal year. Of that amount, \$240 million were supported with federal funds. There was also an increase of \$296 million in non-competitive spending. Most of this increase in spending is concentrated in the Department of Public Health (DPH) and the Department of Housing (DOH), both of which undertook a great deal of work in responding to the COVID-19 pandemic as follows:

- DPH quickly issued contracts to increase the State's community COVID-19 testing capacity, and, later in SFY 2021, to quickly disseminate COVID-19 vaccines.
- DPH spent over \$160 million on COVID-19 testing under emergency non-competitive contracts.
- DPH spent over \$14 million under an emergency non-competitive contract for COVID-19 vaccinations.
- DOH spent more than \$92 million on rental assistance programs, responding to an increased need among families in rental properties to pay for housing costs during the pandemic and contractual supports to stabilize and decompress the homeless population and ensure adequate social distancing to mitigate the spread of COVID-19.
- DOH spent approximately \$97 million on federal housing choice voucher programs for families needing to obtain safe housing.

The number of contracts issued by POS agencies also correspondingly increased from 1300 contracts in SFY 2020 to 1409 contracts in SFY 2021. The State received an influx of federal funds in the form of Coronavirus Relief Funds (CRF) to mitigate the financial impact of addressing the emergency nature of the public health emergency. Due to the number of lives at stake and the need to quickly react and operationalize on specific services, making competitive procurements was imprudent and infeasible.

While the COVID-19 pandemic has created pressing social service needs that have required sole-source procurements during this emergency period, OPM has taken steps to invest in long-term improvements to POS procurement systems that will facilitate returning to competition as Connecticut's recovery continues. OPM has worked to address downward trends in the share of competitive procurement



among POS agencies through a number of procurement support, transparency, and training initiatives outlined below. This strategy has prioritized building agencies' capacity to manage competitive procurement cycles by empowering procurement staff and creating tools and templates that lower the cost and investment typically associated with competitive procurement. Several of these initiatives are outlined below.

### Procurement Training Series

OPM continued ongoing procurement support to agencies by launching a training series on procurement best practices. So far, OPM has delivered three training sessions with over 600 attendees, as follows:

- February 24, 2021: Overview of DAS and OPM procurement roles and responsibilities, delivered jointly DAS Procurement
- April 28, 2021: Deep Dive on Sole-Source Procurement
- June 17, 2021: Best Practices for RFP writing, delivered jointly with Harvard Kennedy School Government Performance Lab (GPL) fellows.

Trainings have received overwhelmingly positive feedback from attendees, and interest in future training opportunities remains strong. When asked in post-training surveys how likely they were to recommend training sessions to their colleagues, attendees selected an average of 9.25 on a scale of 1 to 10.

### Streamline Procurement Process

In collaboration with OPM General Counsel, the Office of the Attorney General, and the Department of Administrative Services (DAS), OPM amended statutory forms and contract language to bring the State into compliance with Public Act 21-76 and Public Act 21-145.

OPM also released a modernized RFP template, already piloted with several social service agencies, which will encourage more competitive contracting by making it easier for providers/vendors to navigate and respond to solicitations. This template offers a step-by-step guide for collecting all necessary inputs for an outcomes-oriented RFP, lowering the burden for less experienced staff to successfully write an RFP.

### RFP Sprints

With the support of the Harvard Kennedy School Government Performance Lab, OPM hosted a series of hands-on workshops, known as RFP Sprints, to provide new approaches to RFP writing that encourage cross-agency collaboration and outcomes-oriented contracting. Through this Sprint model (which includes workshops, expert guest speakers, and structured homework assignments), agencies were empowered to conduct effective and impactful competitive procurements. Participating agencies reported that Sprint activities decreased procurement cycle times by several months. OPM also introduced additional support tools such as a "Getting Started Worksheet" to encourage agencies to conduct their own "mini Sprints."

## **F. Specific Agency Human Service Procurement Models**

Although this report highlights aggregated data on POS procurements across the state, each health and human service agency operates significantly different service models. This may result in data outcomes for competitive contracting that are difficult to generalize or compare across agencies. In general, human service procurement is different than traditional goods and services procurement that involves the straightforward submission of proposals by vendors to compete on a range of evaluation criteria like cost, quality and company history. Human service procurements are often constrained by set rates and costs and qualifications that providers must meet. In addition, many agencies procure at the service line level rather than by provider. This means a group of programs are competitively rebid at one time impacting multiple providers, which results in amendments to master contracts that add or remove programs to a provider's current suite of services. Rarely is a provider's entire range of state services competitively rebid at one time. Some other agencies utilize a process in which individuals can choose his/her provider from a list of pre-qualified entities. While a standard RFP is not issued, these agencies conduct a thorough ongoing evaluation process to ensure continued quality and allow individuals to conduct their own "competitive procurement" each time they choose a provider.

Due to these differences, each agency in the POS system supplied additional background below to characterize their procurement service models. OPM has excerpted the agency information in order to better understand data outcomes in the overall report. However, we note that this information reflects the views, perspectives, and processes of the agencies, and OPM has included footnotes to provide its perspective where appropriate. It is also important to remember that each of these agencies' normal procurement processes and procedures were interrupted due to the demands imposed by the pandemic.

### *Department of Aging and Disability Services (ADS):*

The mission of the agency is to maximize opportunities for the independence and well-being of people with disabilities and older adults in Connecticut. Agency programs, policies and practices are designed to promote independent living, education, employment, and access, through four major bureaus: Rehabilitation Services, Education and Services for the Blind, Disability Determination and Organizational Support.

ADS administers over 29 legislatively authorized programs. By statute ADS is the state agency responsible for administering multiple programs under federal legislation, including the Older Americans Act, Rehabilitation Act, Assistive Technology Act, and the Social Security Act. To support the department's mission and programs ADS has over 100 POS contracts and 11 PSA contracts for the provision of services to the individuals served by ADS. POS contract services are provided through regional agencies on aging, independent living centers, community rehabilitation providers, and other non-profit organizations. ADS conducts competitive procurements in accordance with the department's OPM-approved procurement plan and federal and/or state funding guidelines.

### *Department of Children and Families (DCF):*

DCF contracts with approximately 90 private not-for-profit contractors to deliver approximately 80 different types of community-based, home-based and congregate care service types. The service types funded through these POS contracts comprise the network of behavioral health, child welfare, prevention and support services for the populations DCF is mandated to serve. DCF currently uses a "master" contract format in which anywhere from one (1) to forty (40) different, separately funded individual programs (comprised of any combination of the 80 service types in our array) are contained in

one consolidated contract with the same provider. As of 2021, the majority of these contracts, which encompass 330 individual programs, range in term from one (1) to three (3) years with termination dates staggered to ensure that all contracts are not expiring within the same timeframe. The Department's procurement schedule is based on the individual service types within the contract, not a contract's expiration date or the number of programs contained in the contract. As a service type comes up for rebid, the individual programs of that type in the master contracts are terminated in each contract (leaving the remaining programs in the contract active) and new bids are solicited for programs of that service type.

DCF uses a 3-pronged approach to procurement. All new service types are initially procured through RFP; all new individual programs added within an existing service type are initially procured through RFP and all service types are rebid per the Department's approved Procurement Schedule. The Department's goal is to ensure that every service type is rebid at least every 10 years.<sup>1</sup> This timeframe is based on a number of contributing factors including resources and limited staffing, continuity of care for the children of the State of Connecticut, the costs associated with procurement (transition and closeout of terminating programs and implementation and training costs for newly awarded programs) and the stability of DCF's provider network (staff retention, infrastructure, bonding, etc.). Based on this timeframe, in previous annual reports, DCF had labeled all services rebid within the last 10 years as competitive. As of SFY 2020, in compliance with new OPM guidance intended to improve the accuracy of reporting on competitive POS procurement, DCF now only labels services as competitive if they have been rebid within the last five years.

#### Department of Corrections (DOC):

DOC contracts with over 40 providers to deliver services ranging from technical, legal, ombudsmen, therapeutic, training, educational, and reentry support to medical and mental health services. The Strategic Planning Analysis Research and Contracts ("SPARC") team reviews information with Parole and DOC Health, Addiction, Volunteer, Programs & Treatment, Legal, Operations, and Education Units and uses utilization data, facility wait lists and trending service needs of the offender population to identify areas and programs to best serve or address the need. If an existing contract is in place, that contract is used to address the identified need. Otherwise, SPARC initiates the development of an RFP for the identified services. The development of the RFP includes subject matter experts in the appropriate field within DOC (substance abuse, mental health, employment, women and children, medical, etc.).

In addition, DOC partners with other state agencies (e.g. Judicial Branch, DSS, DMHAS) when like programs and/or services are needed that will meet the requirements of the agency. This procurement partnership approach is beneficial to each agency because of its administrative efficiency and the programmatic value of pooling clients. Through this approach, DOC is best able to streamline the procurement process, while addressing changing client needs.

#### Department of Developmental Services (DDS):

DDS has over 150 POS contracts in place to deliver family supports ranging from residential services and in-home supports to employment assistance. The agency has a long history of providing individuals who receive DDS funded services with the opportunity to make choices in their personal lives. The DDS Mission Statement encourages individuals and their families to choose the provider best able to support

---

<sup>1</sup> In 2019, as a part of procurement reform efforts, OPM shifted to using three-year contracts with possibility of two one-year extensions.

their needs when entering the system. This is exemplified by DDS' portability policies and procedures allowing individuals in Residential and Day programs the ability to exercise choice by taking their funding and moving to another program. Individuals and families can use the funds to purchase services from any qualified provider.

Individuals choose their services from a list of DDS Qualified Providers available on the DDS website. New and existing DDS providers become qualified to provide services by following the qualification instructions located on the DDS website. Providers who are applying to become qualified to provide services are required to meet a standard set of minimum qualifications related to the service being applied for. Due to the natural competitiveness built into DDS' service system, which is supported by the control each individual has to choose his/her provider from a list of qualified providers, competitive procurement occurs each time a DDS individual chooses a service provider. There is an on-going quality evaluation process to ensure providers continually meet minimum qualifications.

#### *Department of Mental Health and Addiction Services (DMHAS):*

DMHAS contracts with over 130 private non-profit providers to deliver approximately 105 different community-based services ranging from behavioral health interventions to substance abuse prevention. These services are funded through a consolidated POS contract serving adults in over 850 different funded programs through these consolidated contracts. Under the consolidated contract, DMHAS may have as few as one program or as many as 40 programs funded in one contract, which carries a three-year contract term.

When the Department plans to issue an RFP based on an OPM-approved procurement plan for a program contained in a consolidated contract, notice would be sent to the respective provider that those funds will be ending in their contract. Once the RFP has been completed and the programs have been identified for funding through the competitive process, the newly awarded program would be added into an existing consolidated contract either through an amendment or when the contract is renewed (based on the specific date of award). If the award is being assigned to a new provider, a new contract would be created.

#### *Department of Housing (DOH):*

DOH has over 130 contracts with approximately 80 private non-profit providers to provide housing and services for vulnerable unstably housed populations. The majority of DOH's contracts support the state's response to homelessness with contracts ranging the spectrum from homeless outreach, diversion, shelter, and rapid rehousing to permanent supportive housing. DOH also funds programs to provide housing resources to individuals that are HIV positive or have AIDS as well as managing the state's Section 8 and Rental Assistance Programs. Since its inception in 2014, DOH has rebid all of its contracts and is currently investigating another round of rebidding to make service delivery in the homeless service system more effective, efficient and equitable.

DOH also recognizes the importance that housing stability has on clients of our sister state agencies. As a result, DOH has entered into agreements with DMHAS, DCF, DDS, Court Support Services Division (CSSD), and DSS to provide needed housing resources to create stability among our most vulnerable residents. In addition, DOH is exploring relationships with the State Department of Education and the Community College system to provide stable housing to allow households to focus on obtaining a quality education. The majority of these agreements have led to a competitive procurement process to find the most qualified non-profit agency to provide these vital services.

Department of Public Health (DPH):

DPH has approximately 200 Purchase of Service (POS) contracts that provide services to the public. These contracts are for services including health care and support services, testing, contact tracing, health education and prevention services as well as counseling services, to uninsured, underinsured, and underserved populations. Due to unique attributes associated with the provision of health services, such as licensing requirements, continuity of care, publicly supported physical sites, and the statutory relationship between DPH and municipal health departments, competitive procurement is not always possible.

When considering waiver for a competitive procurement for a particular service, the Department refers to Office of Policy and Management (OPM)'s waiver codes.

Office of Early Childhood (OEC):

OEC currently contracts with approximately 90 private not-for-profit contractors, federally qualified health centers, hospitals, local education authorities, and municipalities to deliver services that help young children and families thrive. The service types funded through these POS contracts comprise the networks of evidence-based home visiting and Part C of the Individuals with Disabilities Education Act (IDEA). These contracts range in term from three to five years. OEC's procurement plan ensures that services are constantly evaluated as to the cadence of their re-procurement. This timeframe is based on a number of contributing factors, including resources and staffing, continuity of service for enrolled children and families, the costs associated with procurement (transition and closeout of terminating programs and implementation and training costs for newly awarded programs) and the stability of OEC's provider networks.

OEC has begun to utilize Outcome Rate Cards (ORC) within some POS contracts as a procurement tool to focus on outcome achievement and promote measurement. Through ORCs, OEC defines a menu of outcomes it is interested in achieving and the amount OEC is willing to pay each time the outcome is achieved by a contractor. Current Rate Card outcomes include parental education and employment, healthy birth outcomes and child safety.

**G. Future Activities**

OPM will continue working to improve value and competition for Connecticut taxpayers' dollars. As the state continues to focus on the economic and human impact of COVID-19, OPM is committed to working with agencies to ensure cost-effective, impactful, competitive procurement processes are maintained and strengthened. As urgent needs related to the pandemic subsides, OPM will be able to more accurately analyze the success of ongoing procurement reform initiatives to increase competitive bidding.

In particular, OPM will prioritize the following initiatives:

- The release of updated and more user-friendly POS/PSA procurement standards to ensure a more consistent procurement approach by state agencies.
- The issuance of updated guidance and templates to ensure adherence to statutory requirements related to the completion of Cost-Effectiveness Evaluations.
- The development and launch of a new contractor evaluation platform, in collaboration with DAS, to ensure vendor performance information is accurately recorded, reviewed, and shared across state agencies.

- Continued best practice procurement trainings on topics such as facilitating evaluation committees, hosting pre-bid conferences, and advertising RFP opportunities.
- Annual updates for agency procurement plans, to ensure forecasted procurements accurately reflect agency plans and identify additional competitive procurement opportunities.
- Continued RFP writing support for high-priority RFPs through structured technical assistance and RFP sprints.
- Continued coordination with DAS on opportunities to standardize procurement practices across both procurement authorities, including assisting with the complete rollout of CTsource, the new State Contracting Portal, to all state agencies.

OPM views these changes as critical in ensuring accountability to the taxpayers of Connecticut and achieving cost savings in future fiscal years.

#### **H. Aggregate Financial Condition of Non-Profit Providers of POS Services**

As indicated, [C.G.S. 4-70b\(c\)](#) requires OPM to provide an assessment of the financial condition of non-profit POS providers. For this report, OPM used the framework developed by the Commission on Non-Profit Health and Human Services in their review of the financial condition of these providers. The commission took a sample of 101 of 490 health and human services providers that were required to conduct an audit for fiscal year 2009 due to having expended \$100,000 or over in State funds for the fiscal year. The work group then proceeded to use information from these audits to calculate various financial ratios specific to non-profits to test the financial health of the sample group. The group was also broken down by those with annual revenues less than \$2 million, those between \$2 million and \$10 million and those with revenues over \$10 million annually.

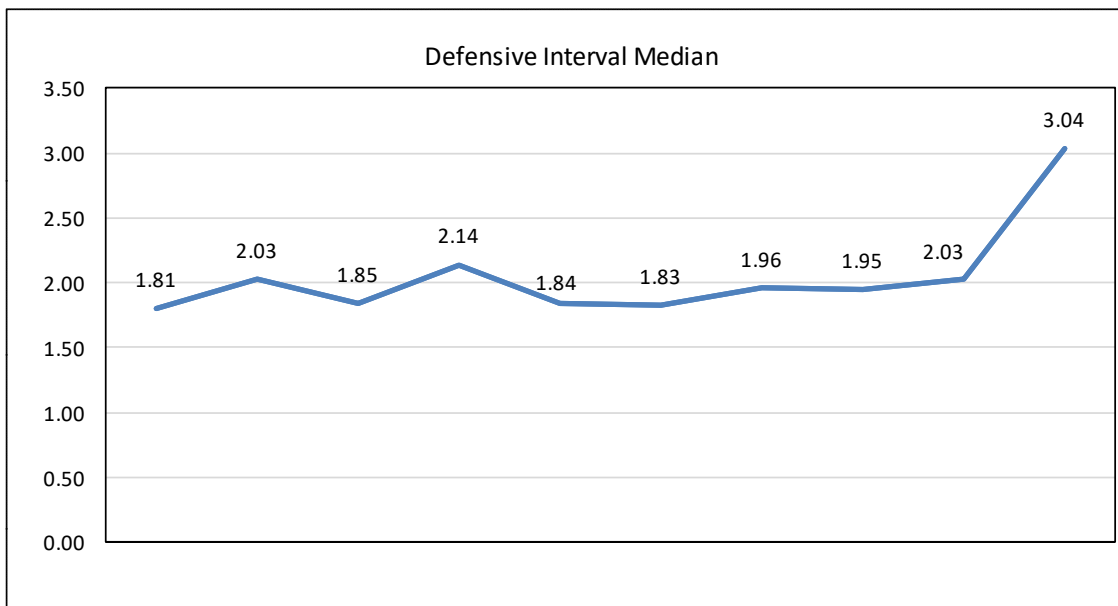
In seeking to replicate this work for this report, OPM has updated and continued to review the remaining 86 non-profit providers' audits conducted for fiscal year 2011. The number of non-profit providers has continued to decrease to 69 for fiscal year 2020 due to a combination of providers that no longer having contracts with the State and providers that did not meet the threshold for income reporting criteria. The number of providers has also decreased due to acquisitions, mergers, and closures. The providers reported for fiscal year 2020 reflects the financial reports received as of the issuance date of this report.

The financial ratios follow on the next page.

**Defensive Interval:** This is a measure of liquidity in which cash and other readily available funds are divided by average monthly expenses, which indicates how many months of expenses could be funded by an entity’s liquid assets if no additional funding was received.

The method of calculating each of these ratios along with a measure of what might be considered a substandard ratio is included in the table.

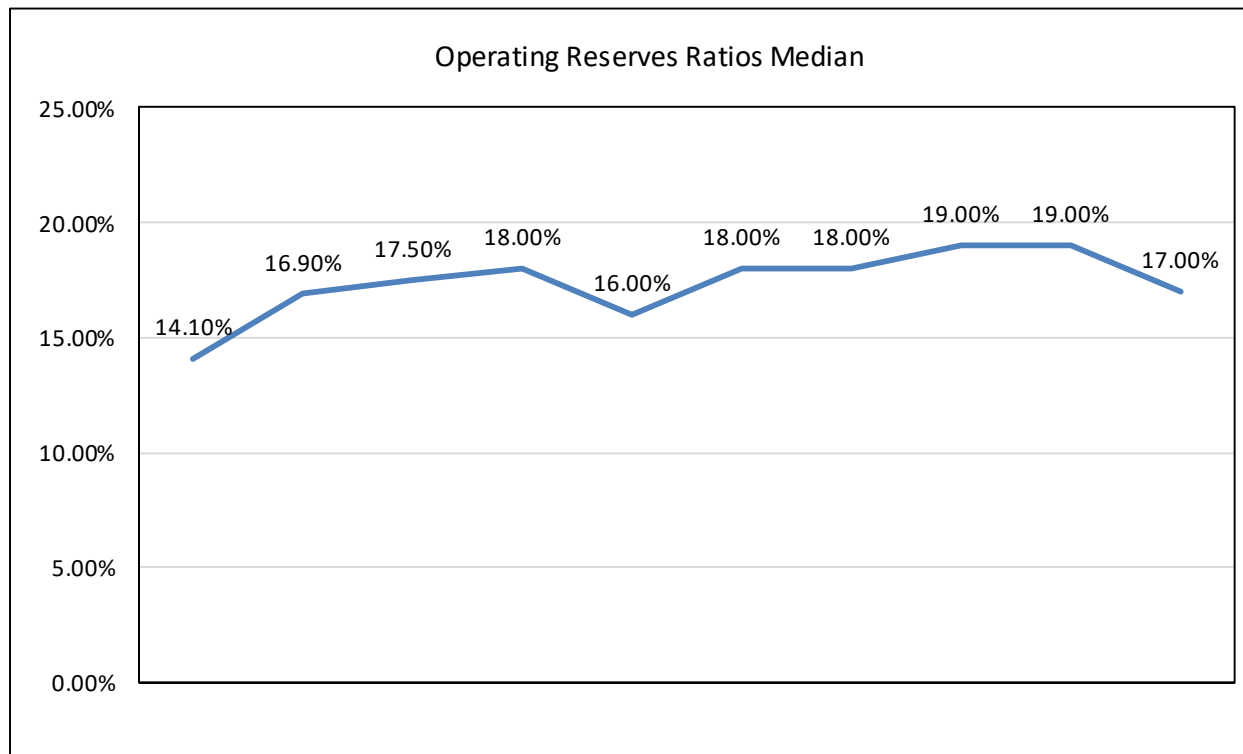
| <b>Defensive Interval</b>        | <b>Definition: (Cash + Marketable Securities + Receivable)/Average Monthly Expenses</b> | <b>Revenues</b>    |                       |                      |                    |
|----------------------------------|---|--------------------|-----------------------|----------------------|--------------------|
|                                  |   | <b>All</b>         | <b>Less than \$2m</b> | <b>\$2m to \$10m</b> | <b>\$10m +</b>     |
| <b>Substandard Ratio*</b>        | <b># of Providers</b>   | <b>Less than 1</b> | <b>Less than 1</b>    | <b>Less than 1</b>   | <b>Less than 1</b> |
| Median FY 2011                   | 86  | 1.81               | 1.35                  | 1.81                 | 2.21               |
| Median FY 2012                   | 83  | 2.03               | 1.21                  | 1.68                 | 2.04               |
| Median FY 2013                   | 83  | 1.85               | 1.51                  | 2.15                 | 1.92               |
| Median FY 2014                   | 83  | 2.14               | 2.00                  | 2.60                 | 1.93               |
| Median FY 2015                   | 82  | 1.84               | 1.34                  | 1.57                 | 1.98               |
| Median FY 2016                   | 81  | 1.83               | 1.22                  | 1.65                 | 2.20               |
| Median FY 2017                   | 75  | 1.96               | 0.87                  | 2.54                 | 2.12               |
| Median FY 2018                   | 68  | 1.95               | 1.47                  | 2.63                 | 1.95               |
| Median FY 2019                   | 67  | 2.03               | 1.45                  | 2.03                 | 2.25               |
| Median FY 2020                   | 69  | 3.04               | 2.84                  | 3.19                 | 3.11               |
| # of Nonprofits sampled - 2020   |   | 69                 | 7                     | 29                   | 33                 |
| # More than 3                    |   | 36                 | 2                     | 16                   | 18                 |
| # 1-3                            |   | 29                 | 3                     | 12                   | 14                 |
| # less than 1                    |   | 4                  | 2                     | 1                    | 1                  |
| 2020: % with ratio more than 3   |   | 52.17%             | 28.57%                | 55.17%               | 54.55%             |
| 2020: % with ratio between 1 - 3 |   | 42.03%             | 42.86%                | 41.38%               | 42.42%             |
| 2020: % with ratio less than 1   |   | 5.80%              | 28.57%                | 3.45%                | 3.03%              |



\*The designation of substandard ratios was developed by the Private Provider Cost Increases, Financial Condition & Sources of Revenue Work Group of the Commission on Non-Profit Health and Human Services based on their review of the literature. The exception is the Savings Indicator standard, which is based on work done by the Boston Foundation.

**Operating Reserves Ratio:** This measure compares the amount of reserves (available net assets) a non-profit has compared to its annual expenses, and helps indicate the ability of a provider to deal with unforeseen circumstances.

| <b>Operating Reserves Ratio</b> | <b>Definition: Operating Reserves/Annual Operating Expenses</b> | <b>All</b>            | <b>Revenues<br/>Less than \$2m</b> | <b>Revenues<br/>\$2m to \$10m</b> | <b>Revenues<br/>\$10m +</b> |
|---------------------------------|---|-----------------------|------------------------------------|-----------------------------------|-----------------------------|
|                                 |   | <b># of Providers</b> | <b>Less than 25%</b>               | <b>Less than 25%</b>              | <b>Less than 25%</b>        |
| Substandard Ratio*              |   |                       |                                    |                                   |                             |
| Median FY 2011                  | 86  | 14.10%                | 11.50%                             | 16.80%                            | 13.20%                      |
| Median FY 2012                  | 83  | 16.90%                | 13.10%                             | 23.00%                            | 16.50%                      |
| Median FY 2013                  | 83  | 17.50%                | 12.50%                             | 23.00%                            | 16.90%                      |
| Median FY 2014                  | 83  | 18.00%                | 21.40%                             | 20.70%                            | 17.80%                      |
| Median FY 2015                  | 82  | 16.00%                | 13.00%                             | 21.00%                            | 13.00%                      |
| Median FY 2016                  | 81  | 18.00%                | 14.00%                             | 22.00%                            | 18.00%                      |
| Median FY 2017                  | 75  | 18.00%                | 8.00%                              | 31.00%                            | 18.00%                      |
| Median FY 2018                  | 68  | 19.00%                | 0.30%                              | 27.80%                            | 17.30%                      |
| Median FY 2019                  | 67  | 19.00%                | 0.00%                              | 25.10%                            | 18.50%                      |
| Median FY 2020                  | 69  | 17.00%                | 5.00%                              | 21.00%                            | 15.00%                      |
| # of Nonprofits sampled - 2020  |   | 69                    | 7                                  | 29                                | 33                          |
| # more than 25%                 |   | 24                    | 1                                  | 13                                | 10                          |
| # 10-25%                        |   | 17                    | 1                                  | 6                                 | 10                          |
| # 0-10%                         |   | 16                    | 3                                  | 5                                 | 8                           |
| # less than 0%                  |   | 12                    | 2                                  | 5                                 | 5                           |
| 2020: % more than 25%           |   | 34.78%                | 14.29%                             | 44.83%                            | 30.30%                      |
| 2020: % 10-25%                  |   | 24.64%                | 14.29%                             | 20.69%                            | 30.30%                      |
| 2020: % 0-10%                   |   | 23.19%                | 42.86%                             | 17.24%                            | 24.24%                      |
| 2020: % less than 0%            |   | 17.39%                | 28.57%                             | 17.24%                            | 15.15%                      |

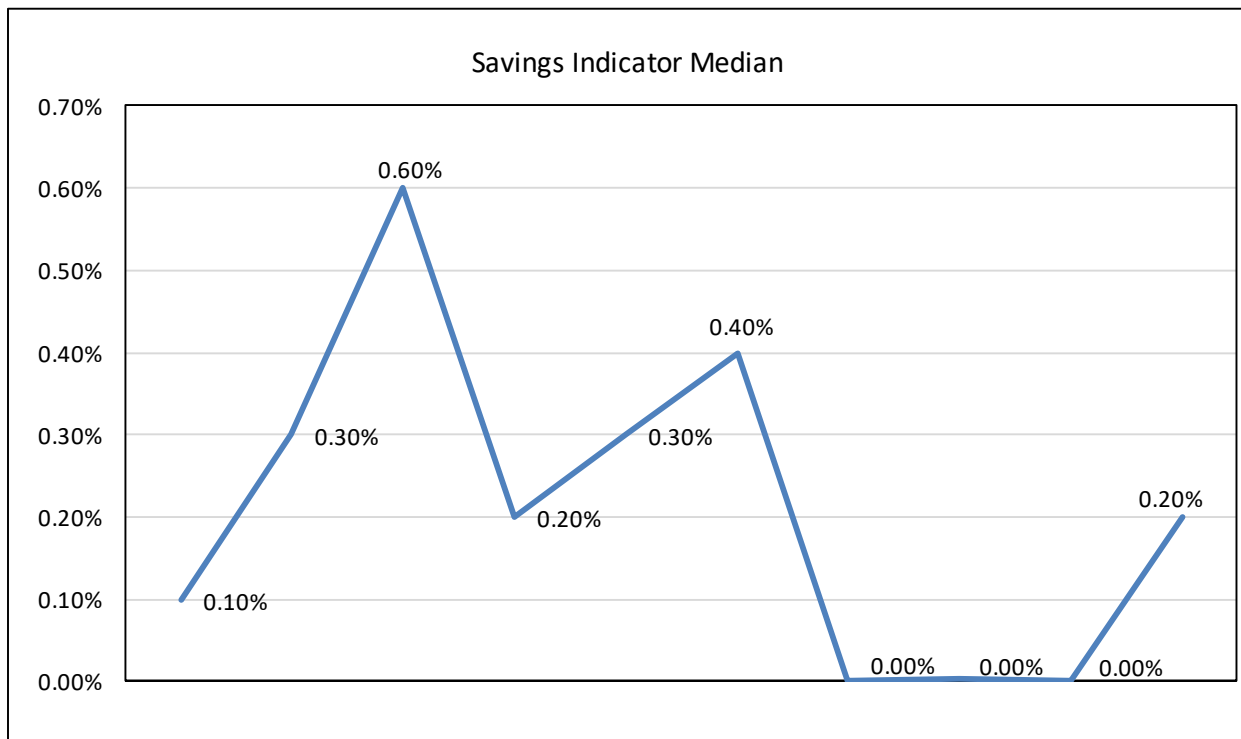


\*The designation of substandard ratios was developed by the Private Provider Cost Increases, Financial Condition & Sources of Revenue Work Group of the Commission on Non-Profit Health and Human Services based on their review of the literature. The exception is the Savings Indicator standard, which is based on work done by the Boston Foundation.



**Savings Indicator:** This measure compares annual operating surpluses or losses against annual expenses. A positive ratio would indicate some level of increase in savings.

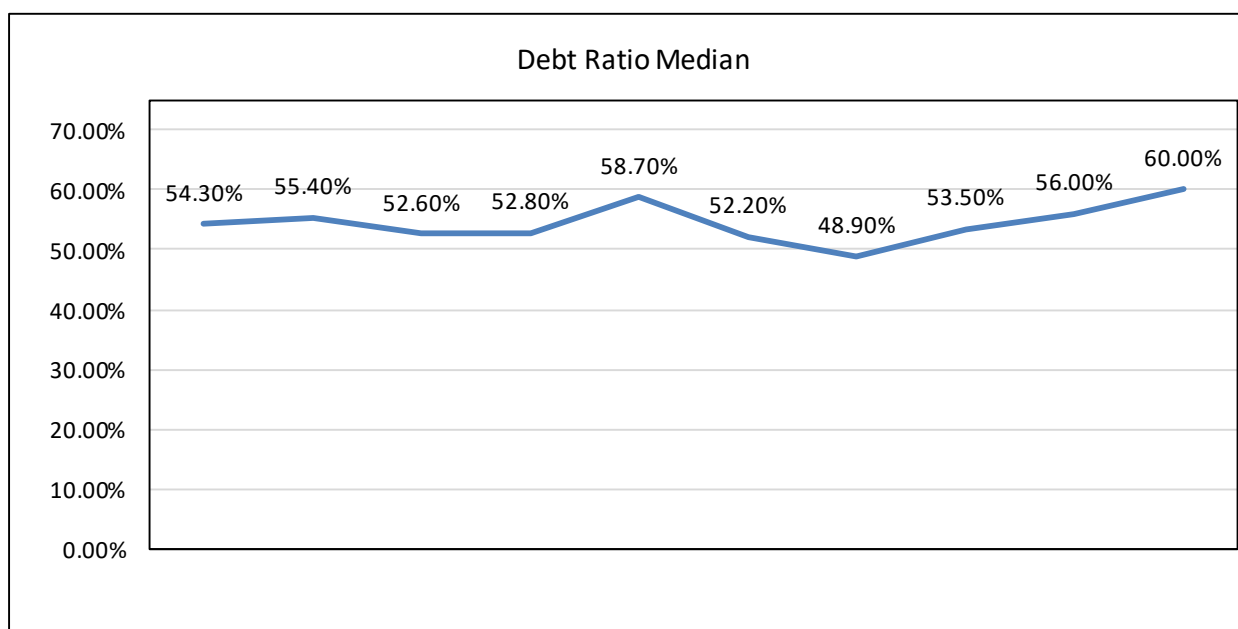
| <i>Savings Indicator</i>       | All   | Revenues       | Revenues      | Revenues     |              |
|--------------------------------|---|----------------|---------------|--------------|--------------|
|                                |   | Less than \$2m | \$2m to \$10m | \$10m +      |              |
| <i>Substandard Ratio*</i>      | <i>Definition: (Revenue - Expenses)/Total Expense</i> |                |               |              |              |
|                                | # of Providers  | Less than 2%   | Less than 2%  | Less than 2% | Less than 2% |
| Median FY 2011                 | 86  | 0.10%          | -0.40%        | 0.10%        | -0.20%       |
| Median FY 2012                 | 83  | 0.30%          | 0.30%         | 0.30%        | 0.40%        |
| Median FY 2013                 | 83  | 0.60%          | -0.10%        | 0.30%        | 0.60%        |
| Median FY 2014                 | 83  | 0.20%          | 3.30%         | -0.10%       | 0.40%        |
| Median FY 2015                 | 82  | 0.30%          | 0.20%         | -0.10%       | 0.60%        |
| Median FY 2016                 | 81  | 0.40%          | -2.40%        | 0.50%        | 1.00%        |
| Median FY 2017                 | 75  | 0.00%          | -2.10%        | 0.09%        | 0.03%        |
| Median FY 2018                 | 68  | 0.00%          | 0.00%         | 0.87%        | 0.00%        |
| Median FY 2019                 | 67  | 0.00%          | 0.00%         | 0.00%        | 0.00%        |
| Median FY 2020                 | 69  | 0.20%          | 2.20%         | 0.90%        | -0.10%       |
| # of Nonprofits sampled - 2020 |   | 69             | 7             | 29           | 33           |
| # more than 5%                 |   | 5              | 0             | 4            | 1            |
| # 2-5%                         |   | 15             | 4             | 5            | 6            |
| # 0-2%                         |   | 18             | 1             | 9            | 8            |
| # less than 0%                 |   | 31             | 2             | 11           | 18           |
| 2020: % more than 5%           |   | 7.25%          | 0.00%         | 13.79%       | 3.03%        |
| 2020: % 2-5%                   |   | 21.74%         | 57.14%        | 17.24%       | 18.18%       |
| 2020: % 0-2%                   |   | 26.09%         | 14.29%        | 31.03%       | 24.24%       |
| 2020: % less than 0%           |   | 44.93%         | 28.57%        | 37.93%       | 54.55%       |



\*The designation of substandard ratios was developed by the Private Provider Cost Increases, Financial Condition & Sources of Revenue Work Group of the Commission on Non-Profit Health and Human Services based on their review of the literature. The exception is the Savings Indicator standard, which is based on work done by the Boston Foundation.

**Debt Ratio:** This measure compares total debt to total assets. The higher the percentage of debt, the less financial flexibility an entity has.

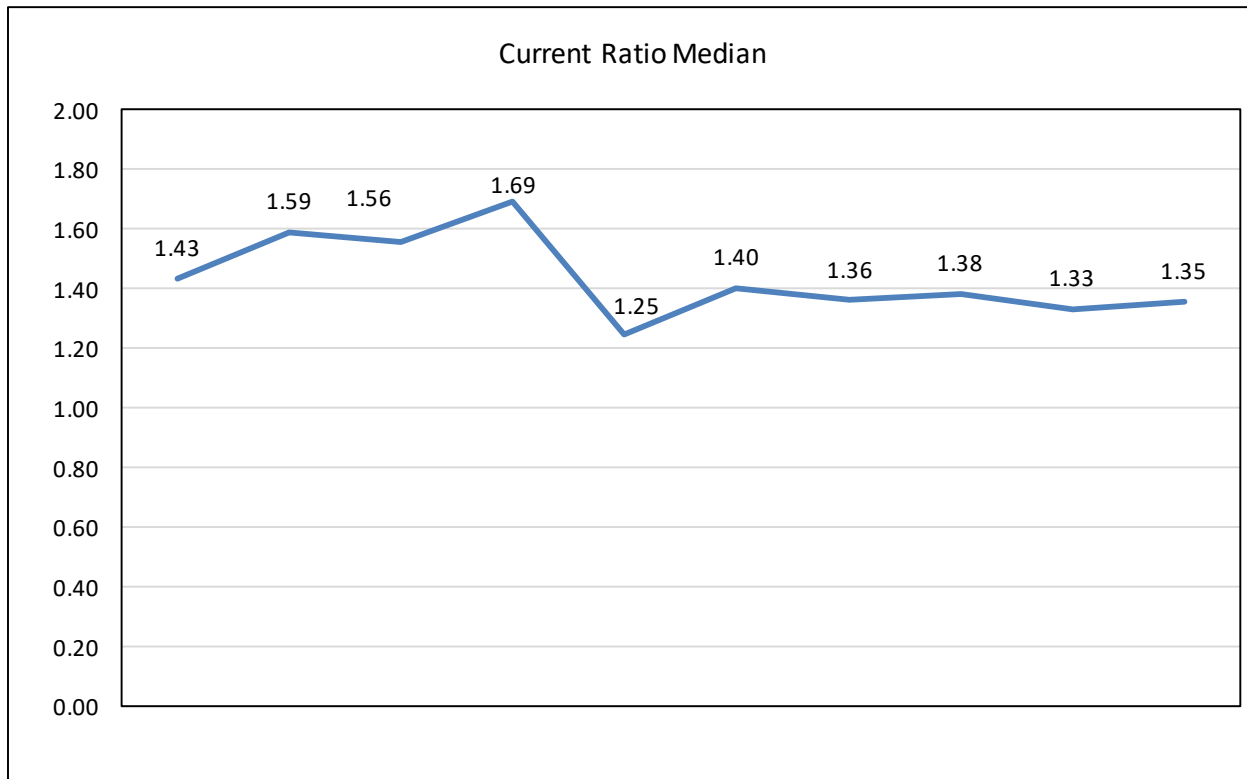
| <b>Debt Ratio</b>              | <b>Definition: Average Total Debt/Average Total Assets</b> | <b>All</b>      | <b>Revenues</b>       | <b>Revenues</b>      | <b>Revenues</b> |
|--------------------------------|--|-----------------|-----------------------|----------------------|-----------------|
|                                |  |                 | <b>Less than \$2m</b> | <b>\$2m to \$10m</b> | <b>\$10m +</b>  |
| <b>Substandard Ratio*</b>      | <b># of Providers</b>                                      | <b>Over 50%</b> | <b>Over 50%</b>       | <b>Over 50%</b>      | <b>Over 50%</b> |
| Median FY 2011                 | 86   | 54.30%          | 57.40%                | 51.00%               | 53.30%          |
| Median FY 2012                 | 83   | 55.40%          | 66.80%                | 54.40%               | 55.10%          |
| Median FY 2013                 | 83   | 52.60%          | 59.00%                | 36.90%               | 52.20%          |
| Median FY 2014                 | 83   | 52.80%          | 59.10%                | 45.70%               | 59.20%          |
| Median FY 2015                 | 82   | 58.70%          | 59.30%                | 45.90%               | 61.90%          |
| Median FY 2016                 | 81   | 52.20%          | 38.70%                | 49.70%               | 52.60%          |
| Median FY 2017                 | 75   | 48.90%          | 63.80%                | 45.20%               | 48.90%          |
| Median FY 2018                 | 68   | 53.50%          | 98.30%                | 49.70%               | 47.60%          |
| Median FY 2019                 | 67   | 56.00%          | 98.70%                | 56.70%               | 54.60%          |
| Median FY 2020                 | 69   | 60.00%          | 81.10%                | 60.00%               | 58.00%          |
| # of Nonprofits sampled - 2020 |  | 69              | 7                     | 29                   | 33              |
| # more than 100%               |  | 7               | 2                     | 2                    | 3               |
| # 50-100%                      |  | 37              | 3                     | 14                   | 20              |
| # 25-50%                       |  | 13              | 0                     | 7                    | 6               |
| # 0-25%                        |  | 12              | 2                     | 6                    | 4               |
| 2020: % more than 100%         |  | 10.14%          | 28.57%                | 6.90%                | 9.09%           |
| 2020: % 50-100%                |  | 53.62%          | 42.86%                | 48.28%               | 60.61%          |
| 2020: % 25-50%                 |  | 18.84%          | 0.00%                 | 24.14%               | 18.18%          |
| 2020: % 0-25%                  |  | 17.39%          | 28.57%                | 20.69%               | 12.12%          |



\*The designation of substandard ratios was developed by the Private Provider Cost Increases, Financial Condition & Sources of Revenue Work Group of the Commission on Non-Profit Health and Human Services based on their review of the literature. The exception is the Savings Indicator standard, which is based on work done by the Boston Foundation.

**Current Ratio:** This is another liquidity measure in which current (i.e. more liquid) assets are compared to current (i.e. more immediate) liabilities.

| <b>Current Ratio</b>             | <b>Definition: Current Assets/Current Liabilities</b> |                |                                    |                                   |                             |
|----------------------------------|---|----------------|------------------------------------|-----------------------------------|-----------------------------|
|                                  |   | <b>All</b>     | <b>Revenues<br/>Less than \$2m</b> | <b>Revenues<br/>\$2m to \$10m</b> | <b>Revenues<br/>\$10m +</b> |
| <b>Substandard Ratio*</b>        | <b># of Providers</b>                                 | <b>Under 2</b> | <b>Under 2</b>                     | <b>Under 2</b>                    | <b>Under 2</b>              |
| Median FY 2011                   | 86  | 1.43           | 1.50                               | 1.41                              | 1.43                        |
| Median FY 2012                   | 83  | 1.59           | 1.56                               | 1.56                              | 1.63                        |
| Median FY 2013                   | 83  | 1.56           | 1.26                               | 1.99                              | 1.56                        |
| Median FY 2014                   | 83  | 1.69           | 1.75                               | 1.74                              | 1.39                        |
| Median FY 2015                   | 82  | 1.25           | 1.18                               | 1.15                              | 1.32                        |
| Median FY 2016                   | 81  | 1.40           | 1.22                               | 1.39                              | 1.39                        |
| Median FY 2017                   | 75  | 1.36           | 1.04                               | 1.87                              | 1.21                        |
| Median FY 2018                   | 68  | 1.38           | 1.21                               | 1.51                              | 1.24                        |
| Median FY 2019                   | 67  | 1.33           | 0.93                               | 1.82                              | 1.32                        |
| Median FY 2020                   | 69  | 1.35           | 1.31                               | 1.91                              | 1.35                        |
| # of Nonprofits sampled - 2020   |   | 69             | 7                                  | 29                                | 33                          |
| # 2 or more                      |   | 24             | 1                                  | 14                                | 9                           |
| # 1-2                            |   | 29             | 5                                  | 6                                 | 18                          |
| # 0-1                            |   | 16             | 1                                  | 9                                 | 6                           |
| 2020: % with ratio of 2 or more  |   | 34.78%         | 14.29%                             | 48.28%                            | 27.27%                      |
| 2020: % with ratio between 1 - 2 |   | 42.03%         | 71.43%                             | 20.69%                            | 54.55%                      |
| 2020: % with ratio between 0 - 1 |   | 23.19%         | 14.29%                             | 31.03%                            | 18.18%                      |



\*The designation of substandard ratios was developed by the Private Provider Cost Increases, Financial Condition & Sources of Revenue Work Group of the Commission on Non-Profit Health and Human Services based on their review of the literature. The exception is the Savings Indicator standard, which is based on work done by the Boston Foundation.

## I. Inquiries

For further information concerning this report, contact [Julia Fusfeld](#) at 860-418-6313.

Kimberly E. Kennison  
Executive Financial Officer  
Office of Finance  
Office of Policy and Management  
450 Capitol Avenue  
Hartford, CT 06106  
860-418-6422

For further information concerning the detailed contract data included in this report, contact the contracting state agency as follows:

|  |                   |                |
|--|-------------------|----------------|
| Department of Children and Families              | Melanie Sparks    | (860) 550-6545 |
| Department of Correction                         | Michael Lettieri  | (860) 692-6261 |
| Department of Developmental Services             | Scott McWilliams  | (860) 418-6163 |
| Department of Mental Health & Addiction Services | Megan Sopelak     | (860) 418-6838 |
| Department of Public Health                      | Carol Blanks      | (860) 509-7710 |
| Department of Social Services                    | Diana Speranza    | (860) 424-5728 |
| Department of Aging and Disability Services      | Michelle Provost  | (860) 424-4976 |
| Department of Housing                            | Steve DiLella     | (860) 270-8081 |
| Office of Early Childhood                        | Catherine Lenihan | (860) 500-4436 |



| FY2021                     | # of Contracts | Percent     | General Fund           | Percent     | Federal Fund         | Percent     | Other Fund <sub>3</sub> | Percent     | Total Payments         | Percent     |
|----------------------------|----------------|-------------|------------------------|-------------|----------------------|-------------|-------------------------|-------------|------------------------|-------------|
| Competitive (Y)            | 239            | 17%         | \$192,721,982          | 18%         | \$127,984,185        | 21%         | \$6,766,006             | 1%          | \$327,472,173          | 14%         |
| Non-Competitive (N)        | 891            | 63%         | \$592,205,517          | 56%         | \$460,121,206        | 77%         | \$38,213,969            | 6%          | \$1,090,540,691        | 48%         |
| Exempt (E) <sub>1</sub>    | 148            | 11%         | \$14,701,634           | 1%          | \$9,811,811          | 2%          | \$1,000,934             | 0.2%        | \$25,514,380           | 1%          |
| Qualified (Q) <sub>2</sub> | 131            | 9%          | \$266,858,447          | 25%         | \$0                  | 0%          | \$579,446,450           | 93%         | \$846,304,897          | 37%         |
| <b>Total</b>               | <b>1409</b>    | <b>100%</b> | <b>\$1,066,487,579</b> | <b>100%</b> | <b>\$597,917,202</b> | <b>100%</b> | <b>\$625,427,358</b>    | <b>100%</b> | <b>\$2,289,832,140</b> | <b>100%</b> |

| FY 2020                    | # of Contracts | Percent     | General Fund           | Percent     | Federal Fund         | Percent     | Other Fund <sub>3</sub> | Percent     | Total Payments         | Percent     |
|----------------------------|----------------|-------------|------------------------|-------------|----------------------|-------------|-------------------------|-------------|------------------------|-------------|
| Competitive (Y)            | 231            | 18%         | \$218,655,122          | 21%         | \$125,846,135        | 35%         | \$13,083,559            | 2.1%        | \$357,584,817          | 18%         |
| Non-Competitive (N)        | 745            | 57%         | \$543,791,161          | 53%         | \$224,445,609        | 63%         | \$25,745,052            | 4%          | \$793,981,822          | 40%         |
| Exempt (E) <sub>1</sub>    | 177            | 14%         | \$18,766,304           | 2%          | \$7,237,615          | 2%          | \$954,436               | 0.2%        | \$26,958,356           | 1%          |
| Qualified (Q) <sub>2</sub> | 147            | 11%         | \$243,577,120          | 24%         | \$0                  | 0%          | \$575,299,513           | 94%         | \$818,876,633          | 41%         |
| <b>Total</b>               | <b>1300</b>    | <b>100%</b> | <b>\$1,024,789,707</b> | <b>100%</b> | <b>\$357,529,359</b> | <b>100%</b> | <b>\$615,082,560</b>    | <b>100%</b> | <b>\$1,997,401,628</b> | <b>100%</b> |

1. Exempt contracts are no more than \$20,000, contracts with cities and towns for pass through funds and political subdivisions.

2. Qualified contracts are for new and existing DDS providers who qualified to provider services according to the qualification process.

3. The other fund column can include non-federal grants, pass through state grants, and restricted state grants.



| Agency   | # of Competitive Contracts | Competitive Payments | # of Non-Competitive Contracts <sub>1</sub> | Non-Competitive Payments | # of Exempt Contracts <sub>2</sub> | Exempt Payments     | # of Qualified Contracts <sub>3</sub> | Qualified Payments   | Total Contracts | Total Payments         |
|--|----------------------------|----------------------|---|--------------------------|------------------------------------|---------------------|---------------------------------------|----------------------|-----------------|------------------------|
| Department of Aging and Disability Services        | 9                          | \$1,027,597          | 89  | \$29,893,586             | 18                                 | \$143,157           | 0                                     | \$0                  | 116             | \$31,064,340           |
| Department of Developmental Services               | 2                          | \$220,379            | 12  | \$7,545,640              | 7                                  | \$17,973            | 131                                   | \$846,304,897        | 152             | \$854,088,888          |
| Department of Housing                              | 45                         | \$176,428,183        | 123   | \$64,508,057             | 4                                  | \$601,826           | 0                                     | \$0                  | 172             | \$241,538,066          |
| Department of Children and Families                | 23                         | \$17,701,228         | 66  | \$174,760,387            | 2                                  | \$218,280           | 0                                     | \$0                  | 91              | \$192,679,895          |
| Department of Correction                           | 11                         | \$42,682,847         | 36  | \$28,459,185             | 1                                  | \$3,413             | 0                                     | \$0                  | 48              | \$71,145,444           |
| Department of Public Health                        | 43                         | \$6,472,197          | 108   | \$238,650,487            | 68                                 | \$13,684,003        | 0                                     | \$0                  | 219             | \$258,806,688          |
| Department of Social Services                      | 12                         | \$42,512,250         | 99  | \$194,654,342            | 0                                  | \$0                 | 0                                     | \$0                  | 111             | \$237,166,592          |
| Division of Criminal Justice                       | 0                          | \$0                  | 8   | \$228,533                | 0                                  | \$0                 | 0                                     | \$0                  | 8               | \$228,533              |
| Department of Mental Health and Addiction Services | 30                         | \$4,926,345          | 273   | \$315,058,146            | 12                                 | \$330,922           | 0                                     | \$0                  | 315             | \$320,315,413          |
| Office of Early Childhood                          | 64                         | \$35,501,147         | 77  | \$36,782,328             | 36                                 | \$10,514,807        | 0                                     | \$0                  | 177             | \$82,798,281           |
| <b>Grand Total</b>                                 | <b>239</b>                 | <b>\$327,472,173</b> | <b>891</b>                                  | <b>\$1,090,540,691</b>   | <b>148</b>                         | <b>\$25,514,380</b> | <b>131</b>                            | <b>\$846,304,897</b> | <b>1409</b>     | <b>\$2,289,832,140</b> |

1. The Department of Mental Health and Addiction Services and The Department of Children and Families work with hundreds of services/programs and efficiently consolidate their contracts by each provider. While the number of non-competitive contracts may seem high, various services within a contract have indeed been procured through an RFP process. Due to system limitations, OPM is unable to report at the program level. Therefore, the detail by agency report identifies these contracts as "mixed contracts" using the letter "M". The summary details above sort these "mixed contracts" into competitive and non-competitive statuses based on data in Core-CT.

2. Exempt contracts are no more than \$20,000, contracts with cities and towns for pass through funds and political subdivisions.

3. Qualified contracts are for new and existing DDS providers who qualified to provider services according to a qualification process.



| Agency   | # of Contracts | Payments               |                      |                         |                            | Cumulative Contract Total Amount <sub>3</sub> | Cumulative Contract Payment <sub>4</sub> | Cumulative Contract Balance Remaining <sub>5</sub> |
|--|----------------|------------------------|----------------------|-------------------------|----------------------------|---|--|--|
|  |                | General Fund           | Federal Fund         | Other Fund <sub>1</sub> | Total FY 2021 <sub>2</sub> |   |  |  |
| Department of Aging and Disability Services        | 116            | \$7,289,685            | \$23,642,157         | \$132,497               | \$31,064,340               | \$194,183,914                                 | \$95,328,257                             | \$98,855,657                                       |
| Department of Developmental Services               | 152            | \$271,272,501          | \$0                  | \$582,816,387           | \$854,088,888              | \$3,641,106,282                               | \$3,110,749,827                          | \$530,356,455                                      |
| Department of Housing                              | 172            | \$95,237,360           | \$145,042,895        | \$1,257,812             | \$241,538,066              | \$904,196,273                                 | \$639,464,573                            | \$264,731,700                                      |
| Department of Children and Families                | 91             | \$183,561,913          | \$5,895,122          | \$3,222,860             | \$192,679,895              | \$840,675,245                                 | \$409,174,576                            | \$431,500,669                                      |
| Department of Correction                           | 48             | \$69,829,521           | \$1,273,004          | \$42,920                | \$71,145,444               | \$374,455,447                                 | \$309,176,408                            | \$65,279,039                                       |
| Department of Public Health                        | 219            | \$12,615,233           | \$217,811,029        | \$28,380,426            | \$258,806,688              | \$596,145,796                                 | \$396,887,767                            | \$199,258,029                                      |
| Department of Social Services                      | 111            | \$87,819,246           | \$148,711,132        | \$636,214               | \$237,166,592              | \$1,302,144,757                               | \$1,016,656,230                          | \$285,488,527                                      |
| Division of Criminal Justice                       | 8              | \$0                    | \$228,533            | \$0                     | \$228,533                  | \$950,565                                     | \$379,391                                | \$571,174  |
| Department of Mental Health and Addiction Services | 315            | \$273,833,770          | \$37,543,399         | \$8,938,244             | \$320,315,413              | \$1,016,341,121                               | \$615,898,042                            | \$400,443,079                                      |
| Office of Early Childhood                          | 177            | \$65,028,350           | \$17,769,931         | \$0                     | \$82,798,281               | \$589,711,558                                 | \$294,810,101                            | \$294,901,456                                      |
| <b>Total</b>                                       | <b>1409</b>    | <b>\$1,066,487,579</b> | <b>\$597,917,202</b> | <b>\$625,427,358</b>    | <b>\$2,289,832,140</b>     | <b>\$9,459,910,958</b>                        | <b>\$6,888,525,173</b>                   | <b>\$2,571,385,785</b>                             |

1. The Other Fund column can include non-federal grants, pass through state grants, bond funds, and restricted state grants.

2. The FY2020 column is total payments in FY2020 for that particular contract (general, federal, and other fund).

3. The cumulative contract total amount is an estimate of what the contract will cost throughout the entirety of its term.

4. The cumulative contract payment is the sum of all payments that have been made on a contract from the beginning of its term through the end of FY 2020.

5. The cumulative contract balance remaining is the difference between the cumulative contract total amount and the cumulative contract payment.



| Agency                                      | Supplier Name                           | Contract ID # | Contract Description  | Competitive | Payments     |              |            |               | Term                |                      |                                  |                              |                                       |
|---|---|---------------|---|-------------|--------------|--------------|------------|---------------|---------------------|----------------------|----------------------------------|------------------------------|---------------------------------------|
|   |   |               |   |             | General Fund | Federal Fund | Other Fund | Total FY 2021 | Contract Begin Date | Contract Expire Date | Cumulative Contract Total Amount | Cumulative Contract Payments | Cumulative Contract Balance Remaining |
| Department of Aging and Disability Services | ABILITY BEYOND DISABILITY INC           | 18SDR6201AC   | Community Rehabilitation Provider                               | Y           | \$21,971     | \$0          | \$0        | \$21,971      | 9/1/2018            | 8/31/2021            | \$1,714,814                      | \$53,100                     | \$1,661,714                           |
| Department of Aging and Disability Services | ACCESS INDEPENDENCE INC                 | 17SDR6201HU   | Independent living  | N           | \$34,797     | \$12,473     | \$0        | \$47,270      | 10/1/2016           | 9/30/2020            | \$510,125                        | \$456,663                    | \$53,462                              |
| Department of Aging and Disability Services | ACCESS INDEPENDENCE INC                 | 17SDRAD01AIX  | No Wrong Door Aging & Disability Resource Center services       | N           | \$0          | \$25,205     | \$0        | \$25,205      | 9/30/2017           | 8/31/2022            | \$145,519                        | \$99,072                     | \$46,448                              |
| Department of Aging and Disability Services | ACCESS INDEPENDENCE INC                 | 20SDR6201HU   | Independent living  | N           | \$98,409     | \$17,245     | \$0        | \$115,654     | 10/1/2020           | 9/30/2023            | \$550,000                        | \$115,654                    | \$434,346                             |
| Department of Aging and Disability Services | ACCESS INDEPENDENCE INC                 | 20SDR6901HU   | CIL CARES   | N           | \$0          | \$24,840     | \$0        | \$24,840      | 5/1/2020            | 9/30/2021            | \$30,000                         | \$24,840                     | \$5,160                               |
| Department of Aging and Disability Services | AGENCY ON AGING OF SOUTH CENTRAL        | 15SDRFED01SCA | Federal Title III & Title VII funds for elderly services        | N           | \$0          | \$1,608,744  | \$0        | \$1,608,744   | 10/1/2015           | 9/30/2020            | \$8,843,691                      | \$8,808,898                  | \$34,793                              |
| Department of Aging and Disability Services | AGENCY ON AGING OF SOUTH CENTRAL        | 17SDRMIP01SCA | Medicare Improvements for Patients and Providers Act Initiative | N           | \$0          | \$8,606      | \$0        | \$8,606       | 9/30/2017           | 9/29/2020            | \$105,466                        | \$84,490                     | \$20,976                              |
| Department of Aging and Disability Services | AGENCY ON AGING OF SOUTH CENTRAL        | 17SDRSFA01SCA | State-funded social & nutrition services for the elderly        | N           | \$1,000,883  | \$0          | \$0        | \$1,000,883   | 7/1/2017            | 6/30/2022            | \$4,880,461                      | \$3,374,720                  | \$1,505,741                           |
| Department of Aging and Disability Services | AGENCY ON AGING OF SOUTH CENTRAL        | 19SDRVD01SCA  | Veteran Directed Care Home                                      | N           | \$0          | \$80,365     | \$0        | \$80,365      | 1/1/2019            | 8/31/2021            | \$228,594                        | \$199,428                    | \$29,166                              |
| Department of Aging and Disability Services | AGENCY ON AGING OF SOUTH CENTRAL        | 20SDRCAR01SCA | 20SDRCAR01SCA   | E           | \$0          | \$14,066     | \$0        | \$14,066      | 5/1/2020            | 9/30/2021            | \$16,880                         | \$14,066                     | \$2,814                               |
| Department of Aging and Disability Services | AGENCY ON AGING OF SOUTH CENTRAL        | 20SDRCOV01SCA | COVID-19 Response   | N           | \$0          | \$1,041,431  | \$0        | \$1,041,431   | 3/20/2020           | 9/30/2021            | \$4,000,000                      | \$2,132,088                  | \$1,867,912                           |
| Department of Aging and Disability Services | AGENCY ON AGING OF SOUTH CENTRAL        | 20SDRFED01SCA | 20SDRFED01SCA-FED   | N           | \$0          | \$2,790,858  | \$0        | \$2,790,858   | 10/1/2020           | 9/30/2025            | \$16,076,135                     | \$2,790,858                  | \$13,285,277                          |
| Department of Aging and Disability Services | AGENCY ON AGING OF SOUTH CENTRAL        | 20SDRHIC01SCA | 20SDRHIC01SCA-Choices   | N           | \$81,598     | \$80,866     | \$0        | \$162,464     | 7/1/2020            | 6/30/2025            | \$1,195,000                      | \$162,464                    | \$1,032,536                           |
| Department of Aging and Disability Services | AGENCY ON AGING OF SOUTH CENTRAL        | 20SDRMIP01SCA | 20SDRMIP01SCA-MIPPA-21  | N           | \$0          | \$19,971     | \$0        | \$19,971      | 9/1/2020            | 8/31/2022            | \$115,000                        | \$19,971                     | \$95,029                              |
| Department of Aging and Disability Services | AGENCY ON AGING OF SOUTH CENTRAL        | 20SDRSMP01SCA | 20SDRSMP01SCA Sr.Medicare                                       | N           | \$0          | \$51,942     | \$0        | \$51,942      | 7/1/2020            | 6/30/2023            | \$175,826                        | \$51,942                     | \$123,884                             |
| Department of Aging and Disability Services | AREA COOPERATIVE EDUCATIONAL SERVICES   | 19SDR6201BF   | Employment Opportunities Program                                | E           | \$2,306      | \$0          | \$0        | \$2,306       | 3/1/2019            | 12/31/2021           | \$18,000                         | \$5,940                      | \$12,060                              |
| Department of Aging and Disability Services | ASSOCIATES FOR TRAINING AND DEVELOPMENT | 19SDRCS01A4T  | Senior Community Service Employment Program                     | Y           | \$0          | \$899,507    | \$0        | \$899,507     | 10/1/2019           | 6/30/2022            | \$2,600,000                      | \$1,477,485                  | \$1,122,515                           |
| Department of Aging and Disability Services | CAPITOL REGION EDUCATION COUNCIL        | 18SDR6202QW   | Assistive Technology  | N           | \$0          | \$24,140     | \$0        | \$24,140      | 10/1/2018           | 9/30/2021            | \$102,000                        | \$72,140                     | \$29,860                              |
| Department of Aging and Disability Services | CAPITOL REGION EDUCATION COUNCIL        | 19SDR6202QW   | Employment Opportunities Program                                | N           | \$7,373      | \$0          | \$0        | \$7,373       | 3/1/2019            | 12/31/2021           | \$65,000                         | \$19,920                     | \$45,080                              |
| Department of Aging and Disability Services | CAPITOL REGION EDUCATION COUNCIL        | 21SDR6202QW   | Assistive Technology  | E           | \$0          | \$0          | \$20,000   | \$20,000      | 2/1/2021            | 12/31/2021           | \$20,000                         | \$20,000                     | \$0                                   |
| Department of Aging and Disability Services | CENTER FOR MEDICARE ADVOCACY INC        | 18SDRHIC01CMA | CHOICES health insurance information and assistance             | N           | \$578,435    | \$7,000      | \$0        | \$585,435     | 7/1/2018            | 6/30/2021            | \$1,306,305                      | \$1,306,305                  | \$0                                   |
| Department of Aging and Disability Services | CHAPEL HAVEN SCHLEIFER CENTER INC       | 19SDR6201DP   | Employment Opportunities Program                                | E           | \$990        | \$0          | \$0        | \$990         | 3/1/2019            | 12/31/2021           | \$5,000                          | \$1,598                      | \$3,403                               |
| Department of Aging and Disability Services | CMPERRY VOCATIONAL & CONSULTING LLC     | 19SDR6203DS   | Employment Opportunities Program                                | E           | \$4,635      | \$0          | \$0        | \$4,635       | 3/1/2019            | 12/31/2021           | \$15,000                         | \$9,630                      | \$5,370                               |
| Department of Aging and Disability Services | COLLEGE AUTISM SPECTRUM LLC             | 21SDR6203HX   | 21SDR6203HX-AutismSpec.Disord                                   | E           | \$0          | \$1,925      | \$0        | \$1,925       | 4/1/2021            | 3/31/2022            | \$17,500                         | \$1,925                      | \$15,575                              |
| Department of Aging and Disability Services | COMMUNICATION ADVOCACY NETWORK          | 17SDR8403GO   | Bureau of Education and Services for the Blind                  | N           | \$69,093     | \$0          | \$0        | \$69,093      | 1/1/2017            | 6/30/2021            | \$565,789                        | \$359,988                    | \$205,801                             |
| Department of Aging and Disability Services | CONNECTICUT COMMUNITY CARE INC          | 17SDRCD01CCC  | Chronic Disease self-management education programs              | N           | \$37,000     | \$0          | \$0        | \$37,000      | 2/1/2017            | 6/30/2022            | \$151,365                        | \$54,308                     | \$97,057                              |
| Department of Aging and Disability Services | CONNECTICUT COMMUNITY CARE INC          | 20SDR6301CC   | Fall prevention   | N           | \$0          | \$0          | \$50,000   | \$50,000      | 10/1/2020           | 6/30/2023            | \$150,000                        | \$50,000                     | \$100,000                             |
| Department of Aging and Disability Services | CW RESOURCE\$ INC                       | 19SDR6201GQ   | Employment Opportunities Program                                | E           | \$407        | \$0          | \$0        | \$407         | 3/1/2019            | 12/31/2021           | \$10,000                         | \$1,944                      | \$8,056                               |
| Department of Aging and Disability Services | DAVID BRANDOLINI LLC                    | 18SDR6201CA   | Assistive Technology  | N           | \$0          | \$14,157     | \$0        | \$14,157      | 10/1/2018           | 9/30/2021            | \$185,000                        | \$40,139                     | \$144,861                             |
| Department of Aging and Disability Services | DISABILITIES NETWORK OF EASTERN         | 17SDR6201HT   | Independent living  | N           | \$30,636     | \$14,940     | \$0        | \$45,576      | 10/1/2016           | 9/30/2020            | \$510,125                        | \$456,664                    | \$53,461                              |
| Department of Aging and Disability Services | DISABILITIES NETWORK OF EASTERN         | 18SDR6201HT   | Community Rehabilitation Provider                               | Y           | \$2,273      | \$0          | \$2,760    | \$5,033       | 9/1/2018            | 8/31/2021            | \$373,200                        | \$11,128                     | \$362,073                             |
| Department of Aging and Disability Services | DISABILITIES NETWORK OF EASTERN         | 20SDR6201HT   | Independent living  | N           | \$98,409     | \$17,725     | \$0        | \$116,134     | 10/1/2020           | 9/30/2023            | \$550,000                        | \$116,134                    | \$433,866                             |
| Department of Aging and Disability Services | DISABILITIES NETWORK OF EASTERN         | 20SDR6901HT   | 20SDR6901HT CARES   | N           | \$19,680     | \$0          | \$0        | \$19,680      | 5/1/2020            | 9/30/2021            | \$30,000                         | \$19,680                     | \$10,320                              |
| Department of Aging and Disability Services | EASTCONN                                | 18SDR6201IK   | Assistive Technology  | N           | \$0          | \$28,938     | \$0        | \$28,938      | 10/1/2018           | 9/30/2021            | \$157,000                        | \$69,933                     | \$87,067                              |
| Department of Aging and Disability Services | EASTCONN                                | 20SDR6201IK   | 20SDR6201IK CARES   | N           | \$0          | \$49,417     | \$0        | \$49,417      | 5/1/2020            | 4/30/2021            | \$67,130                         | \$67,130                     | \$0                                   |
| Department of Aging and Disability Services | EASTCONN                                | 21SDR6201IK   | Assistive Technology  | E           | \$0          | \$0          | \$20,000   | \$20,000      | 2/1/2021            | 12/31/2021           | \$20,000                         | \$20,000                     | \$0                                   |
| Department of Aging and Disability Services | EASTER SEAL REHABILITATION CENTER       | 21SDR6201IN   | 21SDR6201IN-ESGW Driver Train state                             | N           | \$3,567      | \$0          | \$0        | \$3,567       | 4/19/2021           | 6/30/2021            | \$24,000                         | \$3,567                      | \$20,433                              |
| Department of Aging and Disability Services | EASTERN CT AREA AGENCY ON AGING         | 15SDRFED01ECA | Elderly services  | N           | \$0          | \$1,419,026  | \$0        | \$1,419,026   | 10/1/2015           | 9/30/2020            | \$8,809,040                      | \$8,736,572                  | \$72,468                              |
| Department of Aging and Disability Services | EASTERN CT AREA AGENCY ON AGING         | 17SDRCHS01ECA | Congregate housing services                                     | N           | \$57,719     | \$169,375    | \$0        | \$227,094     | 1/1/2017            | 12/31/2021           | \$937,577                        | \$725,119                    | \$212,458                             |
| Department of Aging and Disability Services | EASTERN CT AREA AGENCY ON AGING         | 17SDRMIP01ECA | Medicare Improvements for Patients and Providers Act Initiative | N           | \$0          | \$11,615     | \$0        | \$11,615      | 9/30/2017           | 9/29/2020            | \$105,466                        | \$89,042                     | \$16,424                              |
| Department of Aging and Disability Services | EASTERN CT AREA AGENCY ON AGING         | 17SDRSFA01ECA | State funded social & nutrition services for the elderly        | N           | \$1,007,751  | \$0          | \$0        | \$1,007,751   | 7/1/2017            | 6/30/2022            | \$4,926,515                      | \$3,431,751                  | \$1,494,764                           |
| Department of Aging and Disability Services | EASTERN CT AREA AGENCY ON AGING         | 19SDRVD01ECA  | Veteran Directed Care Home                                      | N           | \$0          | \$9,167      | \$0        | \$9,167       | 1/1/2019            | 8/31/2020            | \$185,085                        | \$20,140                     | \$164,945                             |
| Department of Aging and Disability Services | EASTERN CT AREA AGENCY ON AGING         | 20SDRCAR01ECA | 20SDRCAR01ECA CARES   | E           | \$0          | \$16,880     | \$0        | \$16,880      | 5/1/2020            | 9/30/2021            | \$16,880                         | \$16,880                     | \$0                                   |
| Department of Aging and Disability Services | EASTERN CT AREA AGENCY ON AGING         | 20SDRCOV01ECA | COVID-19 Response   | N           | \$0          | \$667,857    | \$0        | \$667,857     | 3/20/2020           | 9/30/2021            | \$4,000,000                      | \$2,106,547                  | \$1,893,453                           |
| Department of Aging and Disability Services | EASTERN CT AREA AGENCY ON AGING         | 20SDRFED01ECA | 20SDRFED01ECA Federal   | N           | \$0          | \$1,435,408  | \$0        | \$1,435,408   | 10/1/2020           | 9/30/2025            | \$16,033,735                     | \$1,435,408                  | \$14,598,327                          |
| Department of Aging and Disability Services | EASTERN CT AREA AGENCY ON AGING         | 20SDRHIC01ECA | 20SDRHIC01ECA-Choices   | N           | \$81,597     | \$80,866     | \$0        | \$162,463     | 7/1/2020            | 6/30/2025            | \$1,195,000                      | \$162,463                    | \$1,032,537                           |
| Department of Aging and Disability Services | EASTERN CT AREA AGENCY ON AGING         | 20SDRMIP01ECA | 20SDRMIP01ECA MIPPA 21  | N           | \$0          | \$19,971     | \$0        | \$19,971      | 9/1/2020            | 8/31/2022            | \$115,000                        | \$19,971                     | \$95,029                              |
| Department of Aging and Disability Services | EASTERN CT AREA AGENCY ON AGING         | 20SDRSMP01ECA | 20SDRSMP01ECA Sr. Medicare                                      | N           | \$0          | \$51,942     | \$0        | \$51,942      | 7/1/2020            | 6/30/2023            | \$175,826                        | \$51,942                     | \$123,884                             |
| Department of Aging and Disability Services | EASTERSEALS CAPITAL REGION & EASTERN    | 18SDR6201IQ   | 18SDR6201IQ-CRP   | Y           | \$0          | \$0          | \$19,737   | \$19,737      | 9/1/2018            | 8/31/2021            | \$2,330,578                      | \$20,277                     | \$2,310,301                           |
| Department of Aging and Disability Services | GOODWILL INDUSTRIES OF SOUTHERN         | 19SDR6201IL   | Employment Opportunities Program                                | E           | \$3,521      | \$0          | \$0        | \$3,521       | 3/1/2019            | 12/31/2021           | \$20,000                         | \$7,943                      | \$12,058                              |
| Department of Aging and Disability Services | GOODWILL OF WESTERN AND NORTHERN        | 18SDR6201LD   | 18SDR6201LD-CRP   | Y           | \$1,485      | \$0          | \$0        | \$1,485       | 9/1/2018            | 8/31/2021            | \$2,782,696                      | \$17,673                     | \$2,765,023                           |
| Department of Aging and Disability Services | GREATER NEW HAVEN DISABILITY RIGHTS     | 17SDR6201LI   | Independent living  | N           | \$30,636     | \$16,047     | \$0        | \$46,683      | 10/1/2016           | 9/30/2020            | \$510,125                        | \$453,880                    | \$56,245                              |
| Department of Aging and Disability Services | GREATER NEW HAVEN DISABILITY RIGHTS     | 20SDR6201LJ   | Independent living  | N           | \$104,909    | \$9,860      | \$0        | \$114,769     | 10/1/2020           | 9/30/2023            | \$550,000                        | \$114,769                    | \$435,231                             |





| Agency                                      | Supplier Name   | Contract ID # | Contract Description   | Competitive | Payments     |              |            |               | Term                |                      |                                  |                              |                                       |
|---|---|---------------|--|-------------|--------------|--------------|------------|---------------|---------------------|----------------------|----------------------------------|------------------------------|---------------------------------------|
|   |   |               |  |             | General Fund | Federal Fund | Other Fund | Total FY 2021 | Contract Begin Date | Contract Expire Date | Cumulative Contract Total Amount | Cumulative Contract Payments | Cumulative Contract Balance Remaining |
| Department of Aging and Disability Services | GREATER NEW HAVEN DISABILITY RIGHTS                             | 20SDR6901LI   | 20SDR6901LI CIL CARES  | N           | \$0          | \$24,840     | \$0        | \$24,840      | 5/1/2020            | 9/30/2021            | \$30,000                         | \$24,840                     | \$5,160                               |
| Department of Aging and Disability Services | INDEPENDENCE NORTHWEST INC                                      | 17SDR6201DI   | Independent living   | N           | \$30,636     | \$16,282     | \$0        | \$46,918      | 10/1/2016           | 9/30/2020            | \$510,125                        | \$456,664                    | \$53,461                              |
| Department of Aging and Disability Services | INDEPENDENCE NORTHWEST INC                                      | 17SDRADR01INW | No Wrong Door Aging & Disability Resource center services                | N           | \$0          | \$31,725     | \$0        | \$31,725      | 9/30/2017           | 8/31/2022            | \$196,995                        | \$150,548                    | \$46,448                              |
| Department of Aging and Disability Services | INDEPENDENCE NORTHWEST INC                                      | 20SDR6201DI   | Independent living   | N           | \$101,477    | \$10,550     | \$0        | \$112,027     | 10/1/2020           | 9/30/2023            | \$550,000                        | \$112,027                    | \$437,973                             |
| Department of Aging and Disability Services | INDEPENDENCE NORTHWEST INC                                      | 20SDR6901DI   | 20SDR6901DI CIL CARES  | N           | \$0          | \$19,680     | \$0        | \$19,680      | 5/1/2020            | 9/30/2021            | \$30,000                         | \$19,680                     | \$10,320                              |
| Department of Aging and Disability Services | INDEPENDENCE UNLIMITED INC                                      | 17SDR6201NW   | Independent living   | N           | \$30,636     | \$13,008     | \$0        | \$43,644      | 10/1/2016           | 9/30/2020            | \$510,125                        | \$456,664                    | \$53,461                              |
| Department of Aging and Disability Services | INDEPENDENCE UNLIMITED INC                                      | 17SDRADR01IUX | Aging and Disability Resource Center Program                             | N           | \$0          | \$6,000      | \$0        | \$6,000       | 9/30/2017           | 8/31/2022            | \$33,940                         | \$16,700                     | \$17,240                              |
| Department of Aging and Disability Services | INDEPENDENCE UNLIMITED INC                                      | 20SDR6201NW   | Independent living   | N           | \$91,909     | \$24,382     | \$0        | \$116,291     | 10/1/2020           | 9/30/2023            | \$550,000                        | \$116,291                    | \$433,709                             |
| Department of Aging and Disability Services | INDEPENDENCE UNLIMITED INC                                      | 20SDR6901NW   | 20SDR6901NW CIL CARES  | N           | \$0          | \$19,680     | \$0        | \$19,680      | 5/1/2020            | 9/30/2021            | \$30,000                         | \$19,680                     | \$10,320                              |
| Department of Aging and Disability Services | INDEPENDENT LIVING SOLUTIONS LLC                                | 18SDR6203AO   | Community Rehabilitation Provider  | Y           | \$13,050     | \$0          | \$0        | \$13,050      | 9/1/2018            | 8/31/2021            | \$1,624,262                      | \$26,858                     | \$1,597,405                           |
| Department of Aging and Disability Services | MARRAKECH INC   | 19SDR6201QZ   | Employment Opportunities Program   | N           | \$698        | \$0          | \$0        | \$698         | 3/1/2019            | 12/31/2021           | \$30,000                         | \$2,970                      | \$27,030                              |
| Department of Aging and Disability Services | MIDSTATE ARC INC  | 19SDR6201RT   | Employment Opportunities Program   | E           | \$3,128      | \$0          | \$0        | \$3,128       | 3/1/2019            | 12/31/2021           | \$19,500                         | \$7,335                      | \$12,165                              |
| Department of Aging and Disability Services | MIDSTATE ARC INC  | 20SDR6201RT   | Assistive Technology   | E           | \$0          | \$6,000      | \$0        | \$6,000       | 12/1/2020           | 11/30/2022           | \$20,000                         | \$6,000                      | \$14,000                              |
| Department of Aging and Disability Services | NAMI OF CONNECTICUT INC   | 18SDRHIC01NAM | Medicare Rx, Mental Health First Aid, and Mental Health Update trainings | N           | \$14,024     | \$0          | \$0        | \$14,024      | 7/1/2018            | 6/30/2021            | \$42,750                         | \$42,750                     | \$0                                   |
| Department of Aging and Disability Services | NORTH CENTRAL AREA AGENCY ON AGING INC                          | 15SDRFED01NCA | Elderly services   | N           | \$0          | \$1,935,669  | \$0        | \$1,935,669   | 10/1/2015           | 9/30/2020            | \$11,205,181                     | \$11,088,085                 | \$117,096                             |
| Department of Aging and Disability Services | NORTH CENTRAL AREA AGENCY ON AGING INC                          | 17SDRMIP01NCA | Medicare Improvements for Patients and Providers Act Initiative          | N           | \$0          | \$14,649     | \$0        | \$14,649      | 9/30/2017           | 9/29/2020            | \$105,466                        | \$83,641                     | \$21,825                              |
| Department of Aging and Disability Services | NORTH CENTRAL AREA AGENCY ON AGING INC                          | 17SDRSFA01NCA | State funded social & nutrition services for the elderly                 | N           | \$1,180,791  | \$0          | \$0        | \$1,180,791   | 7/1/2017            | 6/30/2022            | \$5,763,587                      | \$3,984,974                  | \$1,778,613                           |
| Department of Aging and Disability Services | NORTH CENTRAL AREA AGENCY ON AGING INC                          | 19SDRVDC01NCA | Veteran Directed Care Home   | N           | \$0          | \$24,112     | \$0        | \$24,112      | 1/1/2019            | 8/31/2021            | \$201,891                        | \$142,672                    | \$59,219                              |
| Department of Aging and Disability Services | NORTH CENTRAL AREA AGENCY ON AGING INC                          | 20SDRCAR01NCA | 20SDRCAR01NCA CARES  | E           | \$0          | \$2,813      | \$0        | \$2,813       | 5/1/2020            | 9/30/2021            | \$16,880                         | \$2,813                      | \$14,067                              |
| Department of Aging and Disability Services | NORTH CENTRAL AREA AGENCY ON AGING INC                          | 20SDRCOV01NCA | COVID-19 Response  | N           | \$0          | \$1,656,807  | \$0        | \$1,656,807   | 3/20/2020           | 9/30/2021            | \$4,000,000                      | \$2,660,668                  | \$1,339,332                           |
| Department of Aging and Disability Services | NORTH CENTRAL AREA AGENCY ON AGING INC                          | 20SDRHIC01NCA | 20SDRHIC01NCA-Choices  | N           | \$81,597     | \$80,866     | \$0        | \$162,463     | 7/1/2020            | 6/30/2025            | \$1,195,000                      | \$162,463                    | \$1,032,537                           |
| Department of Aging and Disability Services | NORTH CENTRAL AREA AGENCY ON AGING INC                          | 20SDRMIP01NCA | 20SDRMIP01NCA-MIPPA-21   | N           | \$0          | \$19,971     | \$0        | \$19,971      | 9/1/2020            | 8/31/2022            | \$115,000                        | \$19,971                     | \$95,029                              |
| Department of Aging and Disability Services | NORTH CENTRAL AREA AGENCY ON AGING INC                          | 20SDRSMP01NCA | 20SDRSMP01NCA Sr. Medicare   | N           | \$0          | \$51,942     | \$0        | \$51,942      | 7/1/2020            | 6/30/2023            | \$175,826                        | \$51,942                     | \$123,884                             |
| Department of Aging and Disability Services | RUSS MCDANIEL CARPENTRY   | 19SDR6203HD   | Employment Opportunities Program   | E           | \$4,320      | \$0          | \$0        | \$4,320       | 3/1/2019            | 12/31/2021           | \$16,000                         | \$9,360                      | \$6,640                               |
| Department of Aging and Disability Services | SOUTHEASTERN EMPLOYMENT SERVICES LLC                            | 18SDR6201XQ   | Community Rehabilitation Provider  | Y           | \$59,614     | \$0          | \$0        | \$59,614      | 9/1/2018            | 8/31/2021            | \$1,606,466                      | \$153,900                    | \$1,452,566                           |
| Department of Aging and Disability Services | SOUTHWESTERN CONNECTICUT AGENCY ON AGING AND INDEPENDENT LIVING | 15SDRFED01SWA | Elderly services   | N           | \$0          | \$1,345,201  | \$0        | \$1,345,201   | 10/1/2015           | 9/30/2020            | \$8,957,013                      | \$8,836,840                  | \$120,173                             |
| Department of Aging and Disability Services | SOUTHWESTERN CONNECTICUT AGENCY ON AGING AND INDEPENDENT LIVING | 17SDRMIP01SWA | Medicare Improvements for Patients and Providers Act Initiative          | N           | \$0          | \$9,807      | \$0        | \$9,807       | 9/30/2017           | 9/29/2020            | \$106,312                        | \$88,088                     | \$18,224                              |
| Department of Aging and Disability Services | SOUTHWESTERN CONNECTICUT AGENCY ON AGING AND INDEPENDENT LIVING | 17SDRSFA01SWA | Elderly services   | N           | \$1,006,542  | \$0          | \$0        | \$1,006,542   | 7/1/2017            | 6/30/2022            | \$4,964,838                      | \$3,443,301                  | \$1,521,537                           |
| Department of Aging and Disability Services | SOUTHWESTERN CONNECTICUT AGENCY ON AGING AND INDEPENDENT LIVING | 19SDRVDC01SWA | Veteran Directed Care Home   | N           | \$0          | \$84,793     | \$0        | \$84,793      | 1/1/2019            | 8/31/2021            | \$266,025                        | \$228,589                    | \$37,436                              |
| Department of Aging and Disability Services | SOUTHWESTERN CONNECTICUT AGENCY ON AGING AND INDEPENDENT LIVING | 20SDRCAR01SWA | 20SDRCAR01SWA CARES ACT  | E           | \$0          | \$8,439      | \$0        | \$8,439       | 5/1/2020            | 9/30/2021            | \$16,880                         | \$8,439                      | \$8,441                               |
| Department of Aging and Disability Services | SOUTHWESTERN CONNECTICUT AGENCY ON AGING AND INDEPENDENT LIVING | 20SDRCOV01SWA | COVID-19 Response  | N           | \$0          | \$1,032,209  | \$0        | \$1,032,209   | 3/20/2020           | 9/30/2021            | \$4,000,000                      | \$2,113,209                  | \$1,886,791                           |
| Department of Aging and Disability Services | SOUTHWESTERN CONNECTICUT AGENCY ON AGING AND INDEPENDENT LIVING | 20SDRFED01SWA | 20SDRFED01SWA Federal  | N           | \$0          | \$2,266,414  | \$0        | \$2,266,414   | 10/1/2020           | 9/30/2025            | \$16,050,240                     | \$2,266,414                  | \$13,783,826                          |
| Department of Aging and Disability Services | SOUTHWESTERN CONNECTICUT AGENCY ON AGING AND INDEPENDENT LIVING | 20SDRHIC01SWA | 20SDRHIC01SWA-Choices  | N           | \$81,597     | \$80,866     | \$0        | \$162,463     | 7/1/2020            | 6/30/2025            | \$1,195,000                      | \$162,463                    | \$1,032,537                           |
| Department of Aging and Disability Services | SOUTHWESTERN CONNECTICUT AGENCY ON AGING AND INDEPENDENT LIVING | 20SDRMIP01SWA | 20SDRMIP01SWA-MIPPA-21   | N           | \$0          | \$26,629     | \$0        | \$26,629      | 9/1/2020            | 8/31/2022            | \$115,000                        | \$26,629                     | \$88,371                              |
| Department of Aging and Disability Services | SOUTHWESTERN CONNECTICUT AGENCY ON AGING AND INDEPENDENT LIVING | 20SDRSMP01SWA | 20SDRSMP01SWA Sr. Medicare   | N           | \$0          | \$51,942     | \$0        | \$51,942      | 7/1/2020            | 6/30/2023            | \$175,826                        | \$51,942                     | \$123,884                             |
| Department of Aging and Disability Services | STAR INC LIGHTING THE WAY                                       | 19SDR6201YO   | Employment Opportunities Program   | N           | \$6,818      | \$0          | \$0        | \$6,818       | 3/1/2019            | 12/31/2021           | \$30,000                         | \$16,256                     | \$13,744                              |
| Department of Aging and Disability Services | THE ARC OF LITCHFIELD COUNTY INC                                | 19SDR6201QB   | Employment Opportunities Program   | N           | \$2,430      | \$0          | \$0        | \$2,430       | 4/1/2019            | 12/31/2021           | \$60,000                         | \$12,521                     | \$47,479                              |
| Department of Aging and Disability Services | THE ARC OF THE FARMINGTON VALLEY INC                            | 19SDR6201KB   | Employment Opportunities Program   | E           | \$5,288      | \$0          | \$0        | \$5,288       | 4/1/2019            | 12/31/2021           | \$18,000                         | \$10,980                     | \$7,020                               |
| Department of Aging and Disability Services | THE CENTER FOR ADVOCACY RESEARCH                                | 19SDR6201DH   | Employment Opportunities Program   | N           | \$8,111      | \$0          | \$0        | \$8,111       | 3/1/2019            | 12/31/2021           | \$210,000                        | \$38,880                     | \$171,120                             |
| Department of Aging and Disability Services | THE CONNECTICUT INSTITUTE FOR THE BLIND                         | 17SDR6202OE   | Assistive Technology   | N           | \$0          | \$46,005     | \$0        | \$46,005      | 4/15/2017           | 9/30/2021            | \$511,000                        | \$366,246                    | \$144,754                             |
| Department of Aging and Disability Services | THE CONNECTICUT INSTITUTE FOR THE BLIND                         | 20SDR6202OE   | 20SDR6202OE CARES AT   | N           | \$0          | \$49,417     | \$0        | \$49,417      | 5/1/2020            | 4/30/2021            | \$67,130                         | \$67,130                     | \$0                                   |
| Department of Aging and Disability Services | THE CONNECTICUT INSTITUTE FOR THE BLIND                         | 20SDR6301OE   | 20SDR6301OE Apple iPads  | N           | \$0          | \$23,004     | \$0        | \$23,004      | 7/15/2020           | 7/14/2021            | \$23,004                         | \$23,004                     | \$0                                   |
| Department of Aging and Disability Services | THE CONNECTICUT INSTITUTE FOR THE BLIND                         | 21SDR6202OE   | Assistive Technology   | E           | \$0          | \$0          | \$20,000   | \$20,000      | 2/1/2021            | 12/31/2021           | \$20,000                         | \$20,000                     | \$0                                   |
| Department of Aging and Disability Services | THE KENNEDY CENTER INC  | 18SDR6201OY   | Community Rehabilitation Provider  | Y           | \$3,285      | \$0          | \$0        | \$3,285       | 9/1/2018            | 8/31/2021            | \$1,633,920                      | \$18,833                     | \$1,615,088                           |
| Department of Aging and Disability Services | THE NEXT STREET LLC   | 21SDR6203HT   | 21SDR6203HT-Mod.Veh.Training   | N           | \$17,037     | \$0          | \$0        | \$17,037      | 3/22/2021           | 6/30/2021            | \$24,000                         | \$17,037                     | \$6,964                               |



| Agency                                      | Supplier Name                           | Contract ID #    | Contract Description  | Competitive | Payments           |                     |                  |                     | Term                |                      |                                  |                              |                                       |
|---|---|------------------|---|-------------|--------------------|---------------------|------------------|---------------------|---------------------|----------------------|----------------------------------|------------------------------|---------------------------------------|
|   |   |                  |   |             | General Fund       | Federal Fund        | Other Fund       | Total FY 2021       | Contract Begin Date | Contract Expire Date | Cumulative Contract Total Amount | Cumulative Contract Payments | Cumulative Contract Balance Remaining |
| Department of Aging and Disability Services | UNITED CEREBRAL PALSY ASSOCIATION       | 17SDR6202AU      | Assistive Technology  | N           | \$0                | \$30,066            | \$0              | \$30,066            | 6/1/2017            | 9/30/2021            | \$270,000                        | \$97,450                     | \$172,550                             |
| Department of Aging and Disability Services | UNITED CEREBRAL PALSY ASSOCIATION       | 17SDR8402AU      | Bureau of Education and Services for the Blind                  | N           | \$7,886            | \$0                 | \$0              | \$7,886             | 1/1/2017            | 6/30/2021            | \$49,295                         | \$36,037                     | \$13,258                              |
| Department of Aging and Disability Services | UNITED CEREBRAL PALSY ASSOCIATION       | 20SDR6202AU      | 20SDR6202AU CARES   | N           | \$0                | \$54,634            | \$0              | \$54,634            | 5/1/2020            | 4/30/2021            | \$67,130                         | \$54,634                     | \$12,497                              |
| Department of Aging and Disability Services | VIABILITY INC                           | 18SDR6201ES      | Community Rehabilitation Provider                               | Y           | \$3,915            | \$0                 | \$0              | \$3,915             | 9/1/2018            | 8/31/2021            | \$402,340                        | \$12,229                     | \$390,111                             |
| Department of Aging and Disability Services | VISTA LIFE INNOVATIONS INC              | 19SDR6202BK      | Employment Opportunities Program                                | N           | \$5,749            | \$0                 | \$0              | \$5,749             | 3/1/2019            | 12/31/2021           | \$35,000                         | \$15,401                     | \$19,599                              |
| Department of Aging and Disability Services | WESTERN CT AREA AGCY ON AGING           | 15SDRFED01WCA    | Elderly services  | N           | \$0                | \$1,513,796         | \$0              | \$1,513,796         | 10/1/2015           | 9/30/2020            | \$9,734,855                      | \$9,526,962                  | \$207,893                             |
| Department of Aging and Disability Services | WESTERN CT AREA AGCY ON AGING           | 17SDR6002CD      | Assistive Technology  | N           | \$0                | \$19,488            | \$0              | \$19,488            | 10/1/2017           | 9/30/2020            | \$135,000                        | \$82,983                     | \$52,018                              |
| Department of Aging and Disability Services | WESTERN CT AREA AGCY ON AGING           | 17SDRCHS01WCA    | Congregate housing services in Western CT                       | N           | \$76,511           | \$238,562           | \$0              | \$315,073           | 1/1/2017            | 12/31/2021           | \$1,261,583                      | \$984,728                    | \$276,855                             |
| Department of Aging and Disability Services | WESTERN CT AREA AGCY ON AGING           | 17SDRMIP01WCA    | Medicare Improvements for Patients and Providers Act Initiative | N           | \$0                | \$8,773             | \$0              | \$8,773             | 9/30/2017           | 9/29/2020            | \$105,466                        | \$84,655                     | \$20,811                              |
| Department of Aging and Disability Services | WESTERN CT AREA AGCY ON AGING           | 17SDRSFA01WCA    | Elderly services  | N           | \$1,010,644        | \$0                 | \$0              | \$1,010,644         | 7/1/2017            | 6/30/2022            | \$5,057,994                      | \$3,468,297                  | \$1,589,697                           |
| Department of Aging and Disability Services | WESTERN CT AREA AGCY ON AGING           | 19SDRVD01WCA     | Veteran Directed Care Home                                      | N           | \$0                | \$29,799            | \$0              | \$29,799            | 1/1/2019            | 8/31/2021            | \$24,235                         | \$136,897                    | \$87,338                              |
| Department of Aging and Disability Services | WESTERN CT AREA AGCY ON AGING           | 20SDRCAR01WCA    | 20SDRCAR01WCA CARES   | E           | \$0                | \$8,439             | \$0              | \$8,439             | 5/1/2020            | 9/30/2021            | \$16,880                         | \$8,439                      | \$8,441                               |
| Department of Aging and Disability Services | WESTERN CT AREA AGCY ON AGING           | 20SDRCOV01WCA    | COVID-19 Response   | N           | \$0                | \$1,021,905         | \$0              | \$1,021,905         | 3/20/2020           | 9/30/2021            | \$4,000,000                      | \$2,092,110                  | \$1,907,890                           |
| Department of Aging and Disability Services | WESTERN CT AREA AGCY ON AGING           | 20SDRFED01WCA    | 20SDRFED01WCA FED   | N           | \$0                | \$816,513           | \$0              | \$816,513           | 10/1/2020           | 9/30/2025            | \$15,998,680                     | \$816,513                    | \$15,182,167                          |
| Department of Aging and Disability Services | WESTERN CT AREA AGCY ON AGING           | 20SDRHIC01WCA    | 20SDRHIC01WCA-Choices   | N           | \$81,596           | \$80,866            | \$0              | \$162,462           | 7/1/2020            | 6/30/2025            | \$1,195,000                      | \$162,462                    | \$1,032,538                           |
| Department of Aging and Disability Services | WESTERN CT AREA AGCY ON AGING           | 20SDRMIP01WCA    | 20SDRMIP01WCA-MIPPA-21  | N           | \$0                | \$6,657             | \$0              | \$6,657             | 9/1/2020            | 8/31/2022            | \$15,000                         | \$6,657                      | \$108,343                             |
| Department of Aging and Disability Services | WESTERN CT AREA AGCY ON AGING           | 20SDRSM01WCA     | 20SDRSM01WCA Sr. Medicare                                       | N           | \$0                | \$51,942            | \$0              | \$51,942            | 7/1/2020            | 6/30/2023            | \$175,826                        | \$51,942                     | \$123,884                             |
| Department of Aging and Disability Services | WINDHAM REGIONAL COMMUNITY COUNCIL INC  | 18SDR6202CO      | Assistive Technology  | N           | \$0                | \$14,962            | \$0              | \$14,962            | 10/1/2018           | 9/30/2021            | \$93,000                         | \$69,381                     | \$23,619                              |
| <b>Total</b>                                | <b>116</b>                              |                  |   |             | <b>\$7,289,685</b> | <b>\$23,642,157</b> | <b>\$132,497</b> | <b>\$31,064,340</b> |                     |                      | <b>\$194,183,914</b>             | <b>\$95,328,257</b>          | <b>\$98,855,657</b>                   |
| Department of Developmental Services        | A V P INC                               | 17DDS0147RD      | Day Support Options   | Q           | \$1,800,786        | \$0                 | \$0              | \$1,800,786         | 7/1/2017            | 6/30/2021            | \$8,804,575                      | \$8,093,483                  | \$711,092                             |
| Department of Developmental Services        | ABILIS INC                              | 17DDS0140RD      | Day Support Options   | Q           | \$6,415,285        | \$0                 | \$11,605,297     | \$18,020,582        | 7/1/2017            | 6/30/2021            | \$62,530,934                     | \$56,235,708                 | \$6,295,226                           |
| Department of Developmental Services        | ABILITIES WITHOUT BOUNDARIES INC        | 17DDS0142RD      | Day Support Options   | Q           | \$1,940,403        | \$0                 | \$0              | \$1,940,403         | 7/1/2017            | 6/30/2021            | \$11,261,947                     | \$8,937,008                  | \$2,324,939                           |
| Department of Developmental Services        | ABILITY BEYOND DISABILITY INC           | 17DDS0143RD      | Day Support Options   | Q           | \$5,190,489        | \$0                 | \$8,488,802      | \$13,679,290        | 7/1/2017            | 6/30/2021            | \$57,926,188                     | \$51,530,641                 | \$6,395,547                           |
| Department of Developmental Services        | ACORD INC                               | 17DDS0144RD      | Day Support Options   | Q           | \$2,834,755        | \$0                 | \$3,024,736      | \$5,859,441         | 7/1/2017            | 6/30/2021            | \$24,654,335                     | \$21,401,966                 | \$3,252,369                           |
| Department of Developmental Services        | ADELBROOK COMMUNITY SERVICES INC        | 17DDS0184RD      | Individualized Home Supports                                    | Q           | \$1,674,528        | \$0                 | \$5,468,138      | \$7,142,666         | 7/1/2017            | 6/30/2021            | \$33,237,767                     | \$28,379,158                 | \$4,858,609                           |
| Department of Developmental Services        | ALL CARE LLC                            | 17DDS0004RD      | Day Support Options   | Q           | \$170,777          | \$0                 | \$0              | \$170,777           | 7/1/2017            | 6/30/2021            | \$1,167,290                      | \$753,821                    | \$413,469                             |
| Department of Developmental Services        | ALL POINTE CARE LLC                     | 17DDS0152RD      | Day Support Options   | Q           | \$743,805          | \$0                 | \$1,266,238      | \$2,010,043         | 7/1/2017            | 6/30/2021            | \$10,851,957                     | \$7,321,821                  | \$3,530,136                           |
| Department of Developmental Services        | ALLIANCE HEALTHCARE SOLUTIONS LLC       | 17DDS0218RD      | Day Support Options   | Q           | \$248,659          | \$0                 | \$997,903        | \$1,246,561         | 7/1/2017            | 6/30/2021            | \$5,200,824                      | \$4,766,934                  | \$433,890                             |
| Department of Developmental Services        | ALLIED COMMUNITY RESOURCES INC          | 12DDS0258OT      | Administrative Fees   | N           | \$1,207,294        | \$0                 | \$1,048,535      | \$2,255,829         | 1/1/2013            | 12/31/2020           | \$17,612,873                     | \$15,075,317                 | \$2,537,556                           |
| Department of Developmental Services        | ALLIED REHABILITATION CENTERS INC       | 17DDS0151RD      | Day Support Options   | Q           | \$3,536,979        | \$0                 | \$2,586,473      | \$6,123,452         | 7/1/2017            | 6/30/2021            | \$26,708,892                     | \$23,140,259                 | \$3,568,633                           |
| Department of Developmental Services        | ALTERNATIVE SERVICES CONNECTICUT INC    | 17DDS0155RD      | Day Support Options   | Q           | \$581,020          | \$0                 | \$8,960,714      | \$9,541,734         | 7/1/2017            | 6/30/2021            | \$40,993,032                     | \$35,990,805                 | \$5,002,227                           |
| Department of Developmental Services        | ALTERNATIVES INC                        | 17DDS0156RD      | Day Support Options   | Q           | \$793,020          | \$0                 | \$2,554,037      | \$3,347,057         | 7/1/2017            | 6/30/2021            | \$13,023,145                     | \$11,633,611                 | \$1,389,534                           |
| Department of Developmental Services        | APPLIED BEHAVIORAL SCIENCES LLC         | 18DDS153CSPOS01  | Psychological Services  | N           | \$4,240            | \$0                 | \$0              | \$4,240             | 7/1/2018            | 6/30/2022            | \$80,000                         | \$24,645                     | \$55,355                              |
| Department of Developmental Services        | ARC OF GREATER NEW HAVEN INC            | 17DDS0159RD      | Day Support Options   | Q           | \$2,914,481        | \$0                 | \$0              | \$2,914,481         | 7/1/2017            | 6/30/2021            | \$11,938,624                     | \$10,998,901                 | \$939,723                             |
| Department of Developmental Services        | AREA COOPERATIVE EDUCATIONAL SERVICES   | 17DDS0164RD      | Day Support Options   | Q           | \$2,964,433        | \$0                 | \$73,653         | \$3,038,087         | 7/1/2017            | 6/30/2021            | \$13,863,963                     | \$9,917,298                  | \$3,946,665                           |
| Department of Developmental Services        | ARI OF CONNECTICUT INC                  | 17DDS0165RD      | Day Support Options   | Q           | \$1,937,053        | \$0                 | \$3,398,363      | \$5,335,417         | 7/1/2017            | 6/30/2021            | \$23,845,229                     | \$20,498,867                 | \$3,346,362                           |
| Department of Developmental Services        | ASCENSION HABILITATIVE SUPPORT SERVICES | 18DDS0001RDPOS01 | Continuous Residential Supports                                 | Q           | \$237,704          | \$0                 | \$1,009,171      | \$1,246,875         | 9/15/2018           | 6/30/2021            | \$3,210,401                      | \$2,532,742                  | \$677,659                             |
| Department of Developmental Services        | ASPIRE LIVING & LEARNING INC            | 17DDS0224RD      | Day Support Options   | Q           | \$1,026,906        | \$0                 | \$8,345,479      | \$9,372,385         | 7/1/2017            | 6/30/2021            | \$41,102,770                     | \$34,775,673                 | \$6,327,097                           |
| Department of Developmental Services        | ASSOCIATED NEUROLOGISTS                 | 19DDS1007CS      | Neurological consultation services                              | E           | \$875              | \$0                 | \$0              | \$875               | 7/1/2019            | 6/30/2020            | \$10,000                         | \$8,563                      | \$1,438                               |
| Department of Developmental Services        | ASSOCIATED NEUROLOGISTS                 | 20DDS1002CS      | Neurological consultation services                              | E           | \$5,375            | \$0                 | \$0              | \$5,375             | 7/1/2020            | 6/30/2021            | \$10,000                         | \$5,375                      | \$4,625                               |
| Department of Developmental Services        | BAROCO CORP                             | 17DDS0168RD      | Day Support Options   | Q           | \$3,132,355        | \$0                 | \$0              | \$3,132,355         | 7/1/2017            | 6/30/2021            | \$14,342,924                     | \$13,394,777                 | \$948,147                             |
| Department of Developmental Services        | BECKET FAMILY OF SERVICES               | 17DDS0102OT      | Medical Services-Non-Profits                                    | N           | \$5,000            | \$0                 | \$0              | \$5,000             | 7/1/2017            | 6/30/2023            | \$15,000                         | \$20,000                     | \$130,000                             |
| Department of Developmental Services        | BEHAVIORAL MANAGEMENT LLC               | 17DDS0223RD      | Day Support Options   | Q           | \$1,295,548        | \$0                 | \$154,334        | \$1,449,883         | 7/1/2017            | 6/30/2021            | \$7,338,930                      | \$5,710,585                  | \$1,628,345                           |
| Department of Developmental Services        | BENHAVEN INC                            | 17DDS0170RD      | Group Employment  | Q           | \$1,656,575        | \$0                 | \$4,493,367      | \$6,149,942         | 7/1/2017            | 6/30/2021            | \$24,091,231                     | \$19,800,174                 | \$4,291,057                           |
| Department of Developmental Services        | BEST BUDDIES INTERNATIONAL INC          | 17DDS0012FS      | Client Services- General  | N           | \$195,500          | \$0                 | \$0              | \$195,500           | 7/19/2017           | 6/30/2021            | \$782,000                        | \$733,125                    | \$48,875                              |
| Department of Developmental Services        | BRIAN HOUSE INC                         | 17DDS0172RD      | Community Living Arrangements                                   | Q           | \$399,838          | \$0                 | \$5,706,358      | \$6,106,196         | 7/1/2017            | 6/30/2021            | \$24,619,263                     | \$21,494,206                 | \$3,125,057                           |
| Department of Developmental Services        | BRISTOL ADULT RESOURCE CENTER INC       | 17DDS0167RD      | Day Support Options   | Q           | \$3,412,717        | \$0                 | \$4,345,903      | \$7,758,620         | 7/1/2017            | 6/30/2021            | \$36,904,566                     | \$28,791,884                 | \$8,112,682                           |
| Department of Developmental Services        | BUCKINGHAM COMM SERV OF CT INC          | 17DDS0174RD      | Day Support Options   | Q           | \$1,860,598        | \$0                 | \$485,808        | \$2,346,406         | 7/1/2017            | 6/30/2021            | \$11,124,874                     | \$8,029,279                  | \$3,095,595                           |
| Department of Developmental Services        | CAPITOL REGION EDUCATION COUNCIL        | 17DDS0285RD      | Community Living Arrangements                                   | Q           | \$186,264          | \$0                 | \$81,907         | \$268,171           | 7/1/2017            | 6/30/2021            | \$2,051,818                      | \$1,331,053                  | \$720,765                             |
| Department of Developmental Services        | CATHOLIC CHARITIES INC                  | 17DDS0176RD      | Day Support Options   | Q           | \$1,145,188        | \$0                 | \$4,331,392      | \$5,476,580         | 7/1/2017            | 6/30/2021            | \$20,809,949                     | \$18,366,843                 | \$2,443,106                           |
| Department of Developmental Services        | CCARC INC                               | 17DDS0177RD      | Day Support Options   | Q           | \$3,785,123        | \$0                 | \$6,961,155      | \$10,746,278        | 7/1/2017            | 6/30/2021            | \$47,760,287                     | \$40,923,124                 | \$6,837,163                           |
| Department of Developmental Services        | CENTER OF HOPE FOUNDATION INC           | 17DDS178RD       | Day Support Options   | Q           | \$1,024,853        | \$0                 | \$0              | \$1,024,853         | 7/1/2017            | 6/30/2021            | \$6,927,249                      | \$5,418,722                  | \$1,508,527                           |
| Department of Developmental Services        | CEREBRAL PALSY OF WESTCHESTER           | 17DDS0002RD      | Day Support Options   | Q           | \$1,018,201        | \$0                 | \$0              | \$1,018,201         | 7/1/2017            | 6/30/2021            | \$5,447,170                      | \$4,559,811                  | \$887,689                             |
| Department of Developmental Services        | CHAPEL HAVEN SCHLEIFER CENTER INC       | 17DDS0179RD      | Day Support Options   | Q           | \$615,877          | \$0                 | \$488,641        | \$1,104,518         | 7/1/2017            | 6/30/2021            | \$3,924,178                      | \$2,919,183                  | \$1,006,265                           |
| Department of Developmental Services        | CHEZ NOUS INC                           | 17DDS0180RD      | Continuous Residential Supports                                 | Q           | \$0                | \$0                 | \$283,061        | \$283,061           | 7/1/2017            | 6/30/2021            | \$1,192,432                      | \$1,034,586                  | \$157,846                             |
| Department of Developmental Services        | CLASP HOMES INC                         | 17DDS0181RD      | Day Support Options   | Q           | \$1,115,144        | \$0                 | \$6,085,797      | \$7,200,941         | 7/1/2017            | 6/30/2021            | \$30,057,381                     | \$25,910,523                 | \$4,146,858                           |
| Department of Developmental Services        | CLIFFORD W BEERS GUIDANCE CLINIC INC    | 19DDS0002RDPOS01 | ACCORD Program  | N           | \$875,000          | \$0                 | \$0              | \$875,000           | 6/1/2019            | 6/30/2021            | \$1,500,000                      | \$1,000,000                  | \$500,000                             |
| Department of Developmental Services        | COMMUNITY RESIDENCES INC                | 17DDS0183RD      | Day Support Options   | Q           | \$5,645,692        | \$0                 | \$25,774,959     | \$31,420,651        | 7/1/2017            | 6/30/2021            | \$133,913,109                    | \$114,117,253                | \$19,795,856                          |



| Agency                               | Supplier Name                            | Contract ID #  | Contract Description                        | Competitive | Payments     |              |              |                 | Term                |                      |                                    |                                |   |
|--------------------------------------|--|----------------|---|-------------|--------------|--------------|--------------|-----------------|---------------------|----------------------|------------------------------------|--------------------------------|---|
|                                      |  |                |   |             | General Fund | Federal Fund | Other Fund 2 | Total FY 2021 3 | Contract Begin Date | Contract Expire Date | Cumulative Contract Total Amount 4 | Cumulative Contract Payments 5 | Cumulative Contract Balance Remaining 6 |
| Department of Developmental Services | COMMUNITY SOCIAL INTEGRATION LLC         | 17DD50185RD    | Day Support Options                         | Q           | \$703,231    | \$0          | \$5,042,146  | \$5,745,377     | 7/1/2017            | 6/30/2021            | \$24,942,782                       | \$22,020,884                   | \$2,921,898                             |
| Department of Developmental Services | COMMUNITY SYSTEMS INC                    | 17DD50186RD    | Day Support Options                         | Q           | \$3,263,074  | \$0          | \$16,857,114 | \$20,120,189    | 7/1/2017            | 6/30/2021            | \$83,650,768                       | \$73,778,566                   | \$9,872,202                             |
| Department of Developmental Services | COMMUNITY VOCATIONAL SVS INC             | 17DD50187RD    | Day Support Options                         | Q           | \$666,623    | \$0          | \$1,222,673  | \$1,889,296     | 7/1/2017            | 6/30/2021            | \$7,480,592                        | \$6,759,064                    | \$721,528                               |
| Department of Developmental Services | CONNECTICUT BEHAVIORAL HEALTH            | 17DD50206RD    | Individualized Home Supports                | Q           | \$54,150     | \$0          | \$0          | \$54,150        | 7/1/2017            | 6/30/2021            | \$361,870                          | \$211,559                      | \$150,311                               |
| Department of Developmental Services | CONNECTICUT FAMILY SUPPORT NETWORK INC   | 20DD55727PO501 | Coordinate CT family support activities     | Y           | \$93,750     | \$0          | \$0          | \$93,750        | 7/1/2020            | 6/30/2025            | \$625,000                          | \$93,750                       | \$531,250                               |
| Department of Developmental Services | CONNECTICUT MENTAL HEALTH SPECIALIST INC | 17DD52004CS    | Psychiatric Consultative Svcs               | N           | \$10,800     | \$0          | \$0          | \$10,800        | 7/1/2017            | 6/30/2021            | \$115,200                          | \$41,200                       | \$74,000                                |
| Department of Developmental Services | CONNECTICUT MENTAL HEALTH SPECIALIST INC | 20DD51003CS    | On site Psychiatric and Behavioral services | E           | \$3,375      | \$0          | \$0          | \$3,375         | 7/1/2020            | 6/30/2021            | \$4,050                            | \$3,375                        | \$675                                   |
| Department of Developmental Services | CONNECTICUT SPECIAL OLYMPICS INC         | 17DD50101OT    | Client Services- General                    | N           | \$300,000    | \$0          | \$0          | \$300,000       | 7/1/2017            | 6/30/2021            | \$1,200,000                        | \$1,200,000                    | \$0                                     |
| Department of Developmental Services | CONTINUUM OF CARE INC                    | 17DD50189RD    | Day Support Options                         | Q           | \$1,662,053  | \$0          | \$11,656,898 | \$13,318,951    | 7/1/2017            | 6/30/2021            | \$55,225,195                       | \$45,584,434                   | \$9,640,761                             |
| Department of Developmental Services | CORPORATION FOR PUBLIC MANAGEMENT        | 17DD50190RD    | Day Support Options                         | Q           | \$3,347,723  | \$0          | \$4,446,079  | \$7,793,802     | 7/1/2017            | 6/30/2021            | \$31,976,606                       | \$27,023,544                   | \$4,953,062                             |
| Department of Developmental Services | CW RESOURCES INC                         | 17DD50194RD    | Day Support Options                         | Q           | \$8,381,844  | \$0          | \$0          | \$8,381,844     | 7/1/2017            | 6/30/2021            | \$45,750,780                       | \$34,641,705                   | \$11,109,075                            |
| Department of Developmental Services | DEVELOPMENTAL SOLUTIONS LLC              | 19DD53001CS    | Sex Offender Group Therapy                  | E           | \$1,573      | \$0          | \$0          | \$1,573         | 10/1/2019           | 11/30/2020           | \$10,200                           | \$1,573                        | \$8,628                                 |
| Department of Developmental Services | DEVELOPMENTAL SOLUTIONS LLC              | 20DD53001CS    | Sex Offender Group Therapy                  | E           | \$4,675      | \$0          | \$0          | \$4,675         | 10/1/2020           | 9/30/2021            | \$10,200                           | \$4,675                        | \$5,525                                 |
| Department of Developmental Services | DISABILITY RESOURCE NETWORKING           | 17DD50191RD    | Day Support Options                         | Q           | \$1,933,964  | \$0          | \$96,431     | \$2,030,395     | 7/1/2017            | 6/30/2021            | \$8,734,588                        | \$7,732,851                    | \$1,001,737                             |
| Department of Developmental Services | DUNGARVIN CONNECTICUT LLC                | 17DD50192RD    | Day Support Options                         | Q           | \$1,291,874  | \$0          | \$9,539,827  | \$10,831,701    | 7/1/2017            | 6/30/2021            | \$40,989,574                       | \$35,354,627                   | \$5,634,947                             |
| Department of Developmental Services | EASTER SEAL REHABILITATION CENTER        | 17DD50201RD    | Day Support Options                         | Q           | \$4,102,758  | \$0          | \$77,364     | \$4,180,122     | 7/1/2017            | 6/30/2021            | \$17,168,157                       | \$13,656,421                   | \$3,511,736                             |
| Department of Developmental Services | EASTERN COMMUNITY DEV CORP               | 17DD50202RD    | Day Support Options                         | Q           | \$895,288    | \$0          | \$5,503,236  | \$6,398,524     | 7/1/2017            | 6/30/2021            | \$26,357,239                       | \$23,164,509                   | \$3,192,730                             |
| Department of Developmental Services | EASTERSEALS CAPITAL REGION & EASTERN     | 17DD50200RD    | Day Support Options                         | Q           | \$2,289,048  | \$0          | \$1,621      | \$2,290,669     | 7/1/2017            | 6/30/2021            | \$12,101,738                       | \$9,741,520                    | \$2,360,218                             |
| Department of Developmental Services | EDADVANCE                                | 17DD50203RD    | Day Support Options                         | Q           | \$634,314    | \$0          | \$1,472,287  | \$2,106,601     | 7/1/2017            | 6/30/2021            | \$9,550,499                        | \$7,369,926                    | \$2,180,573                             |
| Department of Developmental Services | EDUCATIONAL CONSULTANTS GROUP            | 17DD50286RD    | Continuous Residential Supports             | Q           | \$0          | \$0          | \$37,231     | \$37,231        | 7/1/2017            | 6/30/2021            | \$1,994,266                        | \$1,502,335                    | \$488,431                               |
| Department of Developmental Services | EMPLOYMENT OPTIONS LLC                   | 17DD50153RD    | Day Support Options                         | Q           | \$729,311    | \$0          | \$875,686    | \$1,604,998     | 7/1/2017            | 6/30/2021            | \$10,033,198                       | \$7,355,159                    | \$2,678,039                             |
| Department of Developmental Services | FAMILY OPTIONS                           | 17DD50204RD    | Day Support Options                         | Q           | \$358,162    | \$0          | \$4,291,005  | \$4,649,167     | 7/1/2017            | 6/30/2021            | \$20,002,940                       | \$17,691,078                   | \$2,311,862                             |
| Department of Developmental Services | FAMILY PARTNERSHIP OF CT LLC             | 17DD50219RD    | Day Support Options                         | Q           | \$1,126,331  | \$0          | \$137,310    | \$1,263,641     | 7/1/2017            | 6/30/2021            | \$4,947,297                        | \$4,361,881                    | \$585,416                               |
| Department of Developmental Services | FAMILY SUPPORT TEAM LLC                  | 17DD50169RD    | Individualized Home Supports                | Q           | \$199,202    | \$0          | \$199,416    | \$398,618       | 7/1/2017            | 6/30/2021            | \$1,879,275                        | \$1,377,653                    | \$501,622                               |
| Department of Developmental Services | FRIENDS OF NEW MILFORD INC               | 17DD50207RD    | Day Support Options                         | Q           | \$390,606    | \$0          | \$602,879    | \$993,485       | 7/1/2017            | 6/30/2021            | \$4,522,861                        | \$3,614,266                    | \$908,595                               |
| Department of Developmental Services | FUTURES INC                              | 17DD50208RD    | Day Support Options                         | Q           | \$1,643,049  | \$0          | \$109,922    | \$1,752,970     | 7/1/2017            | 6/30/2021            | \$8,543,704                        | \$6,746,329                    | \$1,797,375                             |
| Department of Developmental Services | G I L FOUNDATION INC                     | 17DD50213RD    | Day Support Options                         | Q           | \$613,927    | \$0          | \$3,047,767  | \$3,661,694     | 7/1/2017            | 6/30/2021            | \$15,832,070                       | \$14,357,423                   | \$1,474,647                             |
| Department of Developmental Services | GOOD LIFE RESIDENTIAL LLC                | 17DD50001RD    | Individualized Home Supports                | Q           | \$727,550    | \$0          | \$274,077    | \$1,001,627     | 7/1/2017            | 6/30/2021            | \$5,033,144                        | \$3,055,388                    | \$1,977,756                             |
| Department of Developmental Services | GOODWILL INDUSTRIES OF SOUTHERN          | 17DD50199RD    | Day Support Options                         | Q           | \$3,813,447  | \$0          | \$0          | \$3,813,447     | 7/1/2017            | 6/30/2021            | \$16,881,417                       | \$14,602,405                   | \$2,279,012                             |
| Department of Developmental Services | GOODWILL OF WESTERN AND NORTHERN         | 17DD50210RD    | Day Support Options                         | Q           | \$3,459,467  | \$0          | \$284,177    | \$3,743,638     | 7/1/2017            | 6/30/2021            | \$20,511,608                       | \$14,464,231                   | \$6,047,377                             |
| Department of Developmental Services | GREEN CHIMNEYS CHILDREN SERVICES         | 17DD50212RD    | Group Employment                            | Q           | \$80,947     | \$0          | \$749,958    | \$830,905       | 7/1/2017            | 6/30/2021            | \$4,744,940                        | \$3,329,827                    | \$1,415,113                             |
| Department of Developmental Services | GROWERS INC                              | 17DD50145RD    | Group Employment                            | Q           | \$718,250    | \$0          | \$0          | \$718,250       | 7/1/2017            | 6/30/2021            | \$3,088,533                        | \$2,397,356                    | \$691,177                               |
| Department of Developmental Services | GUIDE INC                                | 17DD50216RD    | Day Support Options                         | Q           | \$460,094    | \$0          | \$1,403,144  | \$1,863,238     | 7/1/2017            | 6/30/2021            | \$7,961,368                        | \$6,839,603                    | \$1,121,765                             |
| Department of Developmental Services | HARC INC                                 | 17DD50211RD    | Day Support Options                         | Q           | \$5,928,324  | \$0          | \$5,744,436  | \$11,672,760    | 7/1/2017            | 6/30/2021            | \$54,498,578                       | \$46,352,453                   | \$8,146,125                             |
| Department of Developmental Services | HART UNITED INC                          | 17DD50217RD    | Day Support Options                         | Q           | \$256,403    | \$0          | \$7,807,674  | \$8,064,078     | 7/1/2017            | 6/23/2021            | \$33,861,139                       | \$29,324,675                   | \$4,536,464                             |
| Department of Developmental Services | HELPING PEOPLE EXCEL INC                 | 17DD50198RD    | Day Support Options                         | Q           | \$1,134,638  | \$0          | \$3,228,882  | \$4,363,521     | 7/1/2017            | 6/30/2021            | \$17,975,434                       | \$15,101,695                   | \$2,873,740                             |
| Department of Developmental Services | HISPANIC COALITION OF GREATER WATERBURY  | 17DD50287RD    | Day Support Options                         | Q           | \$357,455    | \$0          | \$342,757    | \$700,212       | 7/1/2017            | 6/30/2021            | \$2,046,790                        | \$1,731,833                    | \$314,957                               |
| Department of Developmental Services | HORIZONS PROGRAMS INC                    | 17DD50220RD    | Day Support Options                         | Q           | \$5,190,937  | \$0          | \$4,448,933  | \$9,639,870     | 7/1/2017            | 6/30/2021            | \$38,960,249                       | \$34,030,285                   | \$4,929,964                             |
| Department of Developmental Services | HUMANIDAD INC                            | 17DD50221RD    | Community Living Arrangements               | Q           | \$0          | \$0          | \$3,623,251  | \$3,623,251     | 7/1/2017            | 6/30/2021            | \$13,958,895                       | \$12,381,261                   | \$1,577,634                             |
| Department of Developmental Services | ICES INC                                 | 17DD50222RD    | Day Support Options                         | Q           | \$3,922,710  | \$0          | \$9,702,970  | \$13,625,681    | 7/1/2017            | 6/30/2021            | \$55,543,205                       | \$48,239,102                   | \$7,304,103                             |
| Department of Developmental Services | INCLUSION FIRST LLC                      | 17DD50205RD    | Day Support Options                         | Q           | \$198,455    | \$0          | \$247,032    | \$445,487       | 7/1/2017            | 6/30/2021            | \$1,827,093                        | \$1,385,951                    | \$441,142                               |
| Department of Developmental Services | JEWISH ASSOCIATION FOR COMMUNITY LIVING  | 17DD50225RD    | Day Support Options                         | Q           | \$159,518    | \$0          | \$3,604,082  | \$3,763,599     | 7/1/2017            | 6/30/2021            | \$14,668,771                       | \$13,049,938                   | \$1,618,833                             |
| Department of Developmental Services | JOURNEY FOUND INC                        | 17DD50215RD    | Day Support Options                         | Q           | \$1,604,559  | \$0          | \$11,430,441 | \$13,035,000    | 7/1/2017            | 6/30/2021            | \$53,001,697                       | \$46,940,101                   | \$6,061,596                             |
| Department of Developmental Services | KENCREST SERVICES                        | 17DD50197RD    | Day Support Options                         | Q           | \$770,236    | \$0          | \$6,055,773  | \$6,826,009     | 7/1/2017            | 6/30/2021            | \$28,488,257                       | \$25,056,557                   | \$3,431,700                             |
| Department of Developmental Services | KEY HUMAN SERVICES INC                   | 17DD50229RD    | Day Support Options                         | Q           | \$1,412,858  | \$0          | \$19,592,418 | \$21,005,276    | 7/1/2017            | 6/30/2021            | \$92,216,524                       | \$80,418,154                   | \$11,798,370                            |
| Department of Developmental Services | KUHN EMPLOYMENT OPPORTUNITIES INC        | 17DD50230RD    | Day Support Options                         | Q           | \$2,981,081  | \$0          | \$0          | \$2,981,081     | 7/1/2017            | 6/30/2021            | \$13,350,906                       | \$10,962,061                   | \$2,388,846                             |
| Department of Developmental Services | LIFE NEEDS COOP INC                      | 17DD50003RD    | Day Support Options                         | Q           | \$236,138    | \$0          | \$676,223    | \$912,361       | 7/1/2017            | 6/30/2021            | \$3,697,672                        | \$3,439,390                    | \$258,282                               |
| Department of Developmental Services | LIVING INNOVATIONS SUPPORT SERVICES INC  | 18DD50003RD    | Community Companion Homes                   | N           | \$0          | \$0          | \$561,349    | \$561,349       | 10/3/2018           | 6/30/2021            | \$1,516,353                        | \$1,340,891                    | \$175,462                               |
| Department of Developmental Services | MARC COMMUNITY RESOURCES LTD             | 17DD50233RD    | Day Support Options                         | Q           | \$3,966,083  | \$0          | \$3,947,930  | \$7,914,014     | 7/1/2017            | 6/30/2021            | \$32,328,457                       | \$27,119,455                   | \$5,209,002                             |
| Department of Developmental Services | MARC INC OF MANCHESTER                   | 17DD50234RD    | Day Support Options                         | Q           | \$5,947,682  | \$0          | \$5,197,298  | \$11,144,980    | 7/1/2017            | 6/30/2021            | \$48,495,319                       | \$40,022,762                   | \$8,472,557                             |
| Department of Developmental Services | MARCH INC OF MANCHESTER                  | 17DD50235RD    | Day Support Options                         | Q           | \$480,679    | \$0          | \$6,813,079  | \$7,293,758     | 7/1/2017            | 6/30/2021            | \$30,180,509                       | \$26,788,398                   | \$3,391,571                             |
| Department of Developmental Services | MARRAKECH HOUSING OPTIONS INC            | 17DD50236RD    | Day Support Options                         | Q           | \$5,861,374  | \$0          | \$19,558,548 | \$25,419,922    | 7/1/2017            | 6/30/2021            | \$102,626,708                      | \$89,294,587                   | \$13,332,121                            |
| Department of Developmental Services | MIDSTATE ARC INC                         | 17DD50160RD    | Day Support Options                         | Q           | \$5,101,592  | \$0          | \$7,410,600  | \$12,512,193    | 7/1/2017            | 6/30/2021            | \$55,876,478                       | \$47,352,802                   | \$8,523,676                             |
| Department of Developmental Services | MILESTONES BEHAVIORAL SERVICES INC       | 17DD50150RD    | Day Support Options                         | Q           | \$1,343,771  | \$0          | \$0          | \$1,343,771     | 7/1/2017            | 6/30/2021            | \$5,777,770                        | \$4,795,097                    | \$982,673                               |
| Department of Developmental Services | MOSAIC                                   | 17DD50238RD    | Day Support Options                         | Q           | \$1,943,267  | \$0          | \$17,105,999 | \$19,049,265    | 7/1/2017            | 6/30/2021            | \$73,533,153                       | \$64,740,201                   | \$8,792,952                             |
| Department of Developmental Services | NAFI CONNECTICUT INC                     | 17DD50239RD    | Day Support Options                         | Q           | \$42,969     | \$0          | \$1,418,776  | \$1,461,745     | 7/1/2017            | 6/30/2021            | \$6,355,343                        | \$6,385,531                    | \$969,812                               |
| Department of Developmental Services | NETWORK INC                              | 17DD50246RD    | Day Support Options                         | Q           | \$4,008,477  | \$0          | \$17,489,198 | \$21,497,675    | 7/1/2017            | 6/30/2021            | \$79,286,240                       | \$66,691,678                   | \$12,594,562                            |



| Agency                               | Supplier Name   | Contract ID # | Contract Description                 | Competitive | Payments     |              |              |               | Term                |                      |                                  |                              |                                       |
|--------------------------------------|---|---------------|--------------------------------------|-------------|--------------|--------------|--------------|---------------|---------------------|----------------------|----------------------------------|------------------------------|---------------------------------------|
|                                      |   |               |                                      |             | General Fund | Federal Fund | Other Fund   | Total FY 2021 | Contract Begin Date | Contract Expire Date | Cumulative Contract Total Amount | Cumulative Contract Payments | Cumulative Contract Balance Remaining |
| Department of Developmental Services | NEW BEGINNINGS FOR LIFE LLC   | 17DD50241RD   | Day Support Options                  | Q           | \$1,642,437  | \$0          | \$1,752,221  | \$3,394,658   | 7/1/2017            | 6/30/2021            | \$11,773,308                     | \$10,697,409                 | \$1,075,899                           |
| Department of Developmental Services | NEW CANAAN GROUP HOME INC   | 17DD50242RD   | Community Living Arrangements        | Q           | \$0          | \$0          | \$447,604    | \$447,604     | 7/1/2017            | 6/30/2021            | \$1,805,363                      | \$1,683,938                  | \$121,425                             |
| Department of Developmental Services | NEW ENGLAND BUSINESS ASSOCIATES INC   | 17DD50240RD   | Group Employment                     | Q           | \$845,748    | \$0          | \$0          | \$845,748     | 7/1/2017            | 6/30/2021            | \$3,208,763                      | \$2,467,332                  | \$741,431                             |
| Department of Developmental Services | NEW ENGLAND RESIDENTIAL SERVICES INC  | 17DD50245RD   | Day Support Options                  | Q           | \$313,490    | \$0          | \$5,433,327  | \$5,746,817   | 7/1/2017            | 6/30/2021            | \$26,275,943                     | \$23,038,850                 | \$3,237,093                           |
| Department of Developmental Services | NEW FOUNDATIONS INC   | 17DD50243RD   | Day Support Options                  | Q           | \$117,123    | \$0          | \$2,287,131  | \$2,404,254   | 7/1/2017            | 6/30/2021            | \$10,189,187                     | \$9,322,064                  | \$867,123                             |
| Department of Developmental Services | NORTHEAST MEDICAL GROUP INC   | 19DD51009CS   | Geriatrician Services                | E           | \$700        | \$0          | \$0          | \$700         | 12/1/2019           | 1/31/2021            | \$8,400                          | \$700                        | \$7,700                               |
| Department of Developmental Services | NORTHEAST MEDICAL GROUP INC   | 20DD51007CS   | Geriatrician Services                | E           | \$1,400      | \$0          | \$0          | \$1,400       | 12/1/2020           | 11/30/2021           | \$8,400                          | \$1,400                      | \$7,000                               |
| Department of Developmental Services | NORTHEAST PLACEMENT SERVICES INC  | 17DD50244RD   | Day Support Options                  | Q           | \$1,306,229  | \$0          | \$2,555,674  | \$3,861,903   | 7/1/2017            | 6/30/2021            | \$16,831,424                     | \$15,462,273                 | \$1,369,151                           |
| Department of Developmental Services | OPPORTUNITY HOUSE INC   | 17DD50248RD   | Day Support Options                  | Q           | \$849,639    | \$0          | \$2,204,140  | \$3,053,779   | 7/1/2017            | 6/30/2021            | \$12,063,327                     | \$11,179,197                 | \$884,130                             |
| Department of Developmental Services | OPPORTUNITY WORKS CONNECTICUT INC   | 17DD50249RD   | Day Support Options                  | Q           | \$2,849,015  | \$0          | \$0          | \$2,849,015   | 7/1/2017            | 6/30/2021            | \$11,686,293                     | \$10,419,189                 | \$1,267,104                           |
| Department of Developmental Services | OPTIONS UNLIMITED INC   | 17DD50250RD   | Day Support Options                  | Q           | \$484,328    | \$0          | \$4,525,680  | \$5,010,008   | 7/1/2017            | 6/30/2021            | \$20,704,923                     | \$18,388,122                 | \$2,316,801                           |
| Department of Developmental Services | PRIMECARE INC   | 17DD50251RD   | Day Support Options                  | Q           | \$4,646,997  | \$0          | \$10,944,610 | \$15,591,607  | 7/1/2017            | 6/30/2021            | \$67,034,287                     | \$58,793,373                 | \$8,240,914                           |
| Department of Developmental Services | PROHEALTH PHYSICIANS PC   | 17DD52006CS   | Primary Care Medical Services        | N           | \$86,774     | \$0          | \$0          | \$86,774      | 7/6/2017            | 6/30/2022            | \$606,816                        | \$381,754                    | \$225,062                             |
| Department of Developmental Services | PUBLIC PARTNERSHIPS LLC   | 20DD50001RD   | Training Services for Self Direction | Y           | \$0          | \$0          | \$126,629    | \$126,629     | 1/1/2021            | 12/31/2023           | \$750,000                        | \$126,629                    | \$623,371                             |
| Department of Developmental Services | RELIANCE HEALTH INC   | 17DD50252RD   | Day Support Options                  | Q           | \$289,742    | \$0          | \$1,322,446  | \$1,612,188   | 7/1/2017            | 6/30/2021            | \$7,270,992                      | \$5,833,934                  | \$1,438,058                           |
| Department of Developmental Services | RESOURCES FOR HUMAN DEVELOPMENT INC   | 17DD50254RD   | Day Support Options                  | Q           | \$1,457,389  | \$0          | \$7,270,077  | \$8,727,466   | 7/1/2017            | 6/30/2021            | \$37,822,892                     | \$33,491,317                 | \$4,331,575                           |
| Department of Developmental Services | RMS DEVELOPMENT INC   | 17DD50256RD   | Day Support Options                  | Q           | \$1,723,830  | \$0          | \$25,891,363 | \$27,615,193  | 7/1/2017            | 6/30/2021            | \$104,556,524                    | \$90,598,119                 | \$13,958,405                          |
| Department of Developmental Services | ROBIN'S NEST INTERGENERATIONAL DAYCARE SAINT CATHERINE CENTER FOR SPECIAL NEEDS | 17DD50255RD   | Day Support Options                  | Q           | \$330,010    | \$0          | \$1,155,147  | \$1,485,158   | 7/1/2017            | 6/30/2021            | \$8,540,125                      | \$5,877,430                  | \$2,662,695                           |
| Department of Developmental Services | SARAH INC   | 17DD50259RD   | Day Support Options                  | Q           | \$523,442    | \$0          | \$157,373    | \$5,410,815   | 7/1/2017            | 6/30/2021            | \$25,444,811                     | \$19,223,322                 | \$6,221,489                           |
| Department of Developmental Services | SARAH SENECA RESIDENTIAL SERV   | 17DD50257RD   | Day Support Options                  | Q           | \$557,575    | \$0          | \$6,341,690  | \$6,899,265   | 7/1/2017            | 6/30/2021            | \$29,468,242                     | \$25,737,259                 | \$3,730,983                           |
| Department of Developmental Services | SARAH TUXIS RESIDENTIAL SERVICES INC  | 17DD50258RD   | Day Support Options                  | Q           | \$1,520,803  | \$0          | \$8,599,283  | \$10,120,086  | 7/1/2017            | 6/30/2021            | \$42,072,463                     | \$36,380,667                 | \$5,691,796                           |
| Department of Developmental Services | SEABIRD ENTERPRISES INC   | 17DD50260RD   | Day Support Options                  | Q           | \$5,102,542  | \$0          | \$0          | \$5,102,542   | 7/1/2017            | 6/30/2021            | \$21,926,989                     | \$19,664,760                 | \$2,262,229                           |
| Department of Developmental Services | SENIOR CARE CENTERS OF CONNECTICUT INC  | 17DD50261RD   | Day Support Options                  | Q           | \$68,131     | \$0          | \$0          | \$68,131      | 7/1/2017            | 6/30/2021            | \$758,444                        | \$594,103                    | \$164,341                             |
| Department of Developmental Services | SHARP TRAINING INC  | 17DD50262RD   | Day Support Options                  | Q           | \$3,614,686  | \$0          | \$362,965    | \$3,977,651   | 7/1/2017            | 6/30/2021            | \$17,858,039                     | \$14,866,356                 | \$2,991,683                           |
| Department of Developmental Services | SISTERS LLC   | 17DD50007RD   | Day Support Options                  | Q           | \$714,468    | \$0          | \$75,796     | \$790,264     | 7/1/2017            | 6/30/2021            | \$3,754,840                      | \$3,107,113                  | \$647,727                             |
| Department of Developmental Services | SOUTHEASTERN EMPLOYMENT SERVICES LLC  | 17DD50263RD   | Day Support Options                  | Q           | \$504,817    | \$0          | \$0          | \$504,817     | 7/1/2017            | 6/30/2021            | \$2,871,027                      | \$1,607,874                  | \$1,263,153                           |
| Department of Developmental Services | ST FRANCIS HOSPITAL & MEDICAL CENTER  | 18DD50105CS   | Dental Services                      | N           | \$109,860    | \$0          | \$0          | \$109,860     | 7/1/2018            | 6/30/2022            | \$548,000                        | \$383,860                    | \$164,140                             |
| Department of Developmental Services | ST VINCENT'S SPECIAL NEEDS CENTER INC   | 17DD50264RD   | Day Support Options                  | Q           | \$3,196,690  | \$0          | \$5,528,081  | \$8,724,771   | 7/1/2017            | 6/30/2021            | \$38,902,556                     | \$33,996,452                 | \$4,906,104                           |
| Department of Developmental Services | STAR INC LIGHTING THE WAY   | 17DD50265RD   | Day Support Options                  | Q           | \$4,740,208  | \$0          | \$7,047,370  | \$11,787,577  | 7/1/2017            | 6/30/2021            | \$51,924,128                     | \$43,519,621                 | \$8,404,507                           |
| Department of Developmental Services | SUNRISE NORTHEAST INC   | 17DD50266RD   | Day Support Options                  | Q           | \$2,649,102  | \$0          | \$13,904,407 | \$16,553,509  | 7/1/2017            | 6/30/2021            | \$70,530,554                     | \$62,476,880                 | \$8,053,674                           |
| Department of Developmental Services | SUNSET HILL INC   | 17DD50267RD   | Day Support Options                  | Q           | \$102,950    | \$0          | \$366,444    | \$469,394     | 7/1/2017            | 6/30/2021            | \$2,029,262                      | \$1,840,277                  | \$188,985                             |
| Department of Developmental Services | SUNSET SHORES OF MILFORD INC  | 12DD50259OT   | Administrative Fees                  | N           | \$1,409,640  | \$0          | \$1,633,424  | \$3,043,064   | 1/1/2013            | 12/31/2021           | \$17,244,575                     | \$16,078,792                 | \$1,165,783                           |
| Department of Developmental Services | SUNSET SHORES OF MILFORD INC  | 17DD50268RD   | Day Support Options                  | Q           | \$594,481    | \$0          | \$0          | \$594,481     | 7/1/2017            | 6/30/2021            | \$2,450,220                      | \$2,080,227                  | \$369,993                             |
| Department of Developmental Services | THE ARC EASTERN CONNECTICUT   | 17DD50161RD   | Day Support Options                  | Q           | \$5,948,179  | \$0          | \$11,611,920 | \$17,560,099  | 7/1/2017            | 6/30/2021            | \$67,203,451                     | \$56,036,634                 | \$11,166,817                          |
| Department of Developmental Services | THE ARC OF LITCHFIELD COUNTY INC  | 17DD50231RD   | Day Support Options                  | Q           | \$2,819,080  | \$0          | \$3,030,632  | \$5,849,712   | 7/1/2017            | 6/30/2021            | \$27,756,720                     | \$21,770,136                 | \$5,986,584                           |
| Department of Developmental Services | THE ARC OF SOUTHWINGTON INC   | 17DD50163RD   | Day Support Options                  | Q           | \$439,581    | \$0          | \$5,300,832  | \$5,740,412   | 7/1/2017            | 6/30/2021            | \$24,654,348                     | \$21,885,211                 | \$2,769,137                           |
| Department of Developmental Services | THE ARC OF THE FARMINGTON VALLEY INC  | 17DD50158RD   | Day Support Options                  | Q           | \$6,432,765  | \$0          | \$5,229,365  | \$11,662,130  | 7/1/2017            | 6/30/2021            | \$48,907,359                     | \$43,088,649                 | \$5,818,710                           |
| Department of Developmental Services | THE CARING COMMUNITY OF CONNECTICUT INC   | 17DD50175RD   | Day Support Options                  | Q           | \$3,283,441  | \$0          | \$13,313,627 | \$16,597,068  | 7/1/2017            | 6/30/2021            | \$69,850,698                     | \$60,810,174                 | \$9,040,524                           |
| Department of Developmental Services | THE CHILDREN'S CENTER OF HAMDEN INC   | 18DD50002RD   | Community Living Arrangements        | Q           | \$0          | \$0          | \$1,114,060  | \$1,114,060   | 4/1/2018            | 6/30/2021            | \$5,008,220                      | \$3,665,861                  | \$1,342,359                           |
| Department of Developmental Services | THE CONNECTICUT INSTITUTE FOR THE BLIND   | 17DD50188RD   | Day Support Options                  | Q           | \$6,259,203  | \$0          | \$33,168,212 | \$39,427,416  | 7/1/2017            | 6/30/2021            | \$178,246,104                    | \$149,539,501                | \$28,706,602                          |
| Department of Developmental Services | THE KENNEDY CENTER INC  | 17DD50228RD   | Day Support Options                  | Q           | \$14,295,254 | \$0          | \$9,485,585  | \$23,780,839  | 7/1/2017            | 6/30/2021            | \$106,218,979                    | \$92,773,615                 | \$13,445,364                          |
| Department of Developmental Services | THE LIGHTHOUSE VOC-ED CENTER INC  | 17DD50232RD   | Day Support Options                  | Q           | \$1,132,735  | \$0          | \$0          | \$1,132,735   | 7/1/2017            | 6/30/2021            | \$3,400,303                      | \$2,864,694                  | \$535,609                             |
| Department of Developmental Services | THE VANTAGE GROUP INC   | 17DD50275RD   | Day Support Options                  | Q           | \$1,114,887  | \$0          | \$4,824,658  | \$5,939,545   | 7/1/2017            | 6/30/2021            | \$27,168,918                     | \$22,486,123                 | \$4,682,795                           |
| Department of Developmental Services | THE WEST HAVEN COMMUNITY HOUSE  | 17DD50280RD   | Day Support Options                  | Q           | \$1,573,463  | \$0          | \$2,310,295  | \$3,883,758   | 7/1/2017            | 6/30/2021            | \$16,459,643                     | \$15,370,680                 | \$1,088,964                           |
| Department of Developmental Services | TRANSITIONAL EMPLOYMENT UNLIMITED INC   | 17DD50269RD   | Day Support Options                  | Q           | \$650,437    | \$0          | \$0          | \$650,437     | 7/1/2017            | 6/30/2021            | \$3,451,750                      | \$2,420,985                  | \$1,030,765                           |
| Department of Developmental Services | TURNING LEAF AGENCY CORP  | 17DD50271RD   | Group Employment                     | Q           | \$392,995    | \$0          | \$2,179,701  | \$2,572,697   | 7/1/2017            | 6/30/2021            | \$10,216,510                     | \$8,038,564                  | \$2,177,946                           |
| Department of Developmental Services | UNITED CEREBRAL PALSY ASSOCIATION   | 17DD50273RD   | Day Support Options                  | Q           | \$2,223,283  | \$0          | \$764,097    | \$2,987,380   | 7/1/2017            | 6/30/2021            | \$13,672,543                     | \$11,834,600                 | \$1,838,843                           |
| Department of Developmental Services | VIABILITY INC   | 17DD50182RD   | Day Support Options                  | Q           | \$2,832,018  | \$0          | \$1,779,832  | \$4,611,850   | 7/1/2017            | 6/30/2021            | \$20,476,076                     | \$16,448,173                 | \$4,027,903                           |
| Department of Developmental Services | VINFEN CORPORATION OF CONNECTICUT INC   | 17DD50277RD   | Day Support Options                  | Q           | \$2,665,808  | \$0          | \$14,129,331 | \$16,795,139  | 7/1/2017            | 6/30/2021            | \$72,194,430                     | \$62,718,136                 | \$9,476,294                           |
| Department of Developmental Services | VISTA LIFE INNOVATIONS INC  | 17DD50278RD   | Day Support Options                  | Q           | \$1,374,707  | \$0          | \$1,253,956  | \$2,628,663   | 7/1/2017            | 6/30/2021            | \$11,480,402                     | \$9,327,453                  | \$2,152,949                           |
| Department of Developmental Services | WATERBURY ARC INC   | 17DD50279RD   | Day Support Options                  | Q           | \$3,894,917  | \$0          | \$230,237    | \$4,125,154   | 7/1/2017            | 6/30/2021            | \$19,441,773                     | \$15,844,982                 | \$3,596,791                           |
| Department of Developmental Services | WHEELER CLINIC INC  | 17DD52005CS   | In-Home Training                     | N           | \$98,225     | \$0          | \$0          | \$98,225      | 7/1/2017            | 6/30/2023            | \$720,000                        | \$384,001                    | \$335,999                             |
| Department of Developmental Services | WHOLE LIFE INC  | 17DD50281RD   | Day Support Options                  | Q           | \$4,383,557  | \$0          | \$17,376,335 | \$21,759,893  | 7/1/2017            | 6/30/2021            | \$90,495,738                     | \$77,357,033                 | \$13,138,705                          |
| Department of Developmental Services | WINCHESTER TOWN TREASURER   | 17DD50284RD   | Day Support Options                  | Q           | \$279,784    | \$0          | \$0          | \$279,784     | 7/1/2017            | 6/30/2021            | \$1,168,145                      | \$1,009,842                  | \$158,303                             |



| Agency                               | Supplier Name                                     | Contract ID #  | Contract Description                         | Competitive | Payments             |              |                      |                      | Term                |                      |                                    |                                |   |
|--------------------------------------|---|----------------|--|-------------|----------------------|--------------|----------------------|----------------------|---------------------|----------------------|------------------------------------|--------------------------------|---|
|                                      |   |                |  |             | General Fund         | Federal Fund | Other Fund 2         | Total FY 2021 3      | Contract Begin Date | Contract Expire Date | Cumulative Contract Total Amount 4 | Cumulative Contract Payments 5 | Cumulative Contract Balance Remaining 6 |
| Department of Developmental Services | WINDSOR INDEPENDENT LIVING                        | 17D050282RD    | Day Support Options                          | Q           | \$629,032            | \$0          | \$3,524,714          | \$4,153,746          | 7/1/2017            | 6/30/2021            | \$17,253,583                       | \$14,977,089                   | \$2,276,494                             |
| <b>Total</b>                         | <b>152</b>  |                |  |             | <b>\$271,272,501</b> | <b>\$0</b>   | <b>\$582,816,387</b> | <b>\$854,088,888</b> |                     |                      | <b>\$3,641,106,282</b>             | <b>\$3,110,749,827</b>         | <b>\$530,356,455</b>                    |
| Department of Housing                | ADVANCING CONNECTICUT TOGETHER INC                | 15DOH0101AA    | Emergency Shelter Program                    | Y           | \$437,699            | \$562,143    | \$0                  | \$999,842            | 7/1/2015            | 6/30/2023            | \$7,979,257                        | \$6,228,461                    | \$1,750,796                             |
| Department of Housing                | ADVANCING CONNECTICUT TOGETHER INC                | 16DOH0601AA    | AIDS housing policy and technical assistance | N           | \$371,196            | \$0          | \$0                  | \$371,196            | 7/1/2016            | 6/30/2023            | \$2,592,088                        | \$1,849,694                    | \$742,394                               |
| Department of Housing                | ADVANCING CONNECTICUT TOGETHER INC                | 17DOH0901AA    | Rapid Rehousing                              | Y           | \$0                  | \$50,549     | \$0                  | \$50,549             | 7/1/2017            | 6/30/2021            | \$1,489,896                        | \$1,489,896                    | \$0                                     |
| Department of Housing                | ADVANCING CONNECTICUT TOGETHER INC                | 18DOH0911AA    | Rapid Rehousing                              | N           | \$0                  | \$763,056    | \$0                  | \$763,056            | 7/1/2018            | 6/30/2021            | \$1,966,627                        | \$1,966,627                    | \$0                                     |
| Department of Housing                | ADVANCING CONNECTICUT TOGETHER INC                | 19DOH0911AA    | Rapid Rehousing                              | N           | \$0                  | \$663,698    | \$0                  | \$663,698            | 6/1/2019            | 6/30/2021            | \$2,319,595                        | \$2,319,595                    | \$0                                     |
| Department of Housing                | ADVANCING CONNECTICUT TOGETHER INC                | 20DOH0201AA    | Eviction Prevention                          | N           | \$0                  | \$2,247,500  | \$0                  | \$2,247,500          | 10/1/2020           | 9/30/2022            | \$4,495,000                        | \$2,247,500                    | \$2,247,500                             |
| Department of Housing                | ADVANCING CONNECTICUT TOGETHER INC                | 20DOH0901AA    | AIDS Rapid Rehousing CoC                     | N           | \$0                  | \$411,058    | \$0                  | \$411,058            | 1/1/2020            | 6/30/2021            | \$616,587                          | \$616,587                      | \$0                                     |
| Department of Housing                | ADVANCING CONNECTICUT TOGETHER INC                | 20DOH0911AA    | 20DOH0911AA ESG CARES                        | N           | \$0                  | \$1,000,000  | \$0                  | \$1,000,000          | 6/1/2020            | 5/18/2022            | \$2,000,000                        | \$1,000,000                    | \$1,000,000                             |
| Department of Housing                | ADVANCING CONNECTICUT TOGETHER INC                | 20DOH0921AA    | 20DOH0921AA RRH Probation 21                 | N           | \$112,000            | \$0          | \$0                  | \$112,000            | 8/1/2020            | 6/30/2022            | \$224,000                          | \$112,000                      | \$112,000                               |
| Department of Housing                | ADVANCING CONNECTICUT TOGETHER INC                | 20DOH0931AA    | Youth Homeless Prevention                    | N           | \$0                  | \$657,264    | \$0                  | \$657,264            | 12/1/2020           | 11/30/2021           | \$1,314,528                        | \$657,264                      | \$657,264                               |
| Department of Housing                | ALLIANCE FOR LIVING INC                           | 16DOH0601AD    | Residences for Person with HIV/AIDS          | Y           | \$365,282            | \$0          | \$0                  | \$365,282            | 7/1/2016            | 6/30/2023            | \$2,554,019                        | \$1,823,456                    | \$730,563                               |
| Department of Housing                | ALLIANCE FOR LIVING INC                           | 18DOH0301AD    | Housing Opportunities for Persons with AIDS  | Y           | \$0                  | \$76,151     | \$0                  | \$76,151             | 7/1/2018            | 6/30/2023            | \$363,528                          | \$216,044                      | \$147,484                               |
| Department of Housing                | ALLIANCE FOR LIVING INC                           | 20DOH0301AD    | Housing Opportunities for Persons with AIDS  | E           | \$0                  | \$11,600     | \$0                  | \$11,600             | 7/1/2020            | 6/30/2021            | \$11,600                           | \$11,600                       | \$0                                     |
| Department of Housing                | ALWAYS HOME INC                                   | 20DOH0202RY    | Eviction Prevention                          | N           | \$0                  | \$39,820     | \$0                  | \$39,820             | 10/1/2020           | 9/30/2022            | \$39,820                           | \$39,820                       | \$0                                     |
| Department of Housing                | APEX COMMUNITY CARE INC                           | 16DOH0601AC    | Residences for Person with HIV/AIDS          | N           | \$260,733            | \$0          | \$0                  | \$260,733            | 7/1/2016            | 6/30/2023            | \$1,822,039                        | \$1,300,573                    | \$521,466                               |
| Department of Housing                | AREA CONGREGATIONS TOGETHER INC                   | 19DOH0101AG    | 19DOH0101AG ESS                              | N           | \$202,491            | \$42,282     | \$0                  | \$244,773            | 7/1/2019            | 6/30/2023            | \$979,092                          | \$489,546                      | \$489,546                               |
| Department of Housing                | BETH-EL CENTER INC                                | 15DOH0101AH    | Emergency Shelter Program                    | Y           | \$84,526             | \$105,447    | \$0                  | \$189,973            | 7/1/2015            | 6/30/2023            | \$1,526,869                        | \$1,146,921                    | \$379,948                               |
| Department of Housing                | BHCARE INC  | 20DOH0201BV    | Eviction Prevention                          | N           | \$0                  | \$66,887     | \$0                  | \$66,887             | 10/1/2020           | 9/30/2022            | \$66,887                           | \$66,887                       | \$0                                     |
| Department of Housing                | BRIDGEPORT NEIGHBORHOOD TRUST INC                 | 21DOH0502HP    | UniteCT Level I                              | N           | \$0                  | \$50,000     | \$0                  | \$50,000             | 3/8/2021            | 12/31/2021           | \$50,000                           | \$50,000                       | \$0                                     |
| Department of Housing                | BRIDGEPORT NEIGHBORHOOD TRUST INC                 | 21DOH0513HP    | UniteCT Level II                             | N           | \$0                  | \$8,520      | \$0                  | \$8,520              | 3/15/2021           | 12/31/2021           | \$125,000                          | \$8,520                        | \$116,480                               |
| Department of Housing                | CAPITAL FOR CHANGE INC                            | 21DOH0503HQ    | UniteCT Level I                              | N           | \$0                  | \$50,000     | \$0                  | \$50,000             | 3/8/2021            | 12/31/2021           | \$50,000                           | \$50,000                       | \$0                                     |
| Department of Housing                | CAPITAL FOR CHANGE INC                            | 21DOH0513HQ    | UniteCT Level II                             | N           | \$0                  | \$4,800      | \$0                  | \$4,800              | 3/15/2021           | 12/31/2021           | \$125,000                          | \$4,800                        | \$120,200                               |
| Department of Housing                | CATHOLIC CHARITIES OF FAIRFIELD COUNTY            | 19DOH0601AI    | 19DOH0601AI-AID                              | N           | \$95,050             | \$0          | \$0                  | \$95,050             | 7/1/2019            | 6/30/2023            | \$380,200                          | \$190,100                      | \$190,100                               |
| Department of Housing                | CENTRAL CONNECTICUT COAST YOUNG MEN'S             | 19DOH0101AJ    | 19DOH0101AJ-ESS                              | N           | \$476,815            | \$45,092     | \$0                  | \$521,907            | 7/1/2019            | 6/30/2023            | \$2,087,628                        | \$1,043,814                    | \$1,043,814                             |
| Department of Housing                | CHEMICAL ABUSE SERVICES AGENCY INC                | 18DOH0601AK    | 18DOH0601AK-AIDS                             | N           | \$90,752             | \$0          | \$0                  | \$90,752             | 8/1/2018            | 6/30/2023            | \$453,762                          | \$272,256                      | \$181,506                               |
| Department of Housing                | CHRISTIAN COMMUNITY ACTION INC                    | 19DOH0101AM    | 19DOH0101AM-ESS                              | N           | \$423,329            | \$26,824     | \$0                  | \$450,153            | 7/1/2019            | 6/30/2023            | \$1,800,612                        | \$900,306                      | \$900,306                               |
| Department of Housing                | CHRYSALIS CENTER INC                              | 16DOH0601AN    | AIDS housing                                 | Y           | \$99,518             | \$0          | \$0                  | \$99,518             | 7/1/2016            | 6/30/2023            | \$695,592                          | \$496,554                      | \$199,038                               |
| Department of Housing                | CITY OF DANBURY                                   | 19DOH0101AZ    | 19DOH0101AZ ESS 20                           | E           | \$69,132             | \$0          | \$0                  | \$69,132             | 7/1/2019            | 6/30/2023            | \$276,528                          | \$138,264                      | \$138,264                               |
| Department of Housing                | CITY OF HARTFORD                                  | 19DOH0101BG    | 19DOH0101BG-ESS-20                           | E           | \$506,094            | \$0          | \$0                  | \$506,094            | 7/1/2019            | 6/30/2023            | \$2,024,376                        | \$1,012,188                    | \$1,012,188                             |
| Department of Housing                | COLUMBUS HOUSE INC                                | 18DOH0301AO    | Housing Opportunities for Persons with AIDS  | Y           | \$0                  | \$178,461    | \$0                  | \$178,461            | 7/1/2018            | 6/30/2023            | \$883,310                          | \$526,386                      | \$356,924                               |
| Department of Housing                | COLUMBUS HOUSE INC                                | 18DOH0901AO    | 18DOH0901AO-YHDP                             | N           | \$0                  | \$27,456     | \$0                  | \$27,456             | 12/1/2018           | 11/30/2020           | \$219,651                          | \$219,651                      | \$0                                     |
| Department of Housing                | COLUMBUS HOUSE INC                                | 19DOH0401AO    | 19DOH0401AO-AIDS/ESS                         | N           | \$1,570,489          | \$126,778    | \$0                  | \$1,697,267          | 7/1/2019            | 6/30/2023            | \$6,789,068                        | \$3,394,534                    | \$3,394,534                             |
| Department of Housing                | COLUMBUS HOUSE INC                                | 19DOH0911AO    | 19DOH0911AO-ColHouse RRH2020                 | N           | \$51,460             | \$0          | \$0                  | \$51,460             | 7/1/2019            | 6/30/2021            | \$137,226                          | \$137,226                      | \$0                                     |
| Department of Housing                | COLUMBUS HOUSE INC                                | 20DOH0301AO    | 20DOH0301AO HOPWA CARES                      | Y           | \$0                  | \$27,062     | \$0                  | \$27,062             | 7/1/2020            | 6/30/2021            | \$27,062                           | \$27,062                       | \$0                                     |
| Department of Housing                | COLUMBUS HOUSE INC                                | 20DOH0901AO    | Rapid Rehousing CoC                          | N           | \$165,750            | \$165,750    | \$0                  | \$331,500            | 1/1/2020            | 6/30/2021            | \$331,500                          | \$331,500                      | \$0                                     |
| Department of Housing                | COLUMBUS HOUSE INC                                | 20DOH0911AO    | 20DOH0911AO ESG CARES                        | N           | \$0                  | \$147,000    | \$0                  | \$147,000            | 6/1/2020            | 5/18/2021            | \$147,000                          | \$147,000                      | \$0                                     |
| Department of Housing                | COLUMBUS HOUSE INC                                | 20DOH0921AO    | Youth Homelessness Demonstration Program     | N           | \$0                  | \$26,436     | \$74,991             | \$101,427            | 12/1/2020           | 11/30/2021           | \$180,733                          | \$101,427                      | \$79,307                                |
| Department of Housing                | COLUMBUS HOUSE INC                                | 20DOH0931AO    | Rapid Rehousing CoC                          | N           | \$0                  | \$71,316     | \$0                  | \$71,316             | 12/1/2020           | 11/30/2021           | \$122,256                          | \$71,316                       | \$50,940                                |
| Department of Housing                | COLUMBUS HOUSE INC                                | 20DOH0941AO    | 20DOH0941AO-RRH Probation state 20           | N           | \$38,000             | \$0          | \$27,000             | \$65,000             | 8/1/2020            | 6/30/2022            | \$130,000                          | \$65,000                       | \$65,000                                |
| Department of Housing                | COLUMBUS HOUSE INC                                | 20DOH1101AO    | Homeless Outreach                            | Y           | \$0                  | \$70,000     | \$0                  | \$70,000             | 12/1/2020           | 9/30/2022            | \$70,000                           | \$70,000                       | \$0                                     |
| Department of Housing                | COMMUNITY HEALTH RESOURCES INC                    | 16DOH0901AQ    | Rapid Re-Housing Program                     | N           | \$599,476            | \$132,480    | \$0                  | \$731,956            | 7/1/2016            | 6/30/2021            | \$3,070,920                        | \$3,070,920                    | \$0                                     |
| Department of Housing                | COMMUNITY HEALTH RESOURCES INC                    | 18DOH0901AQ    | Youth Homelessness Demonstration Program     | N           | \$0                  | \$16,765     | \$0                  | \$16,765             | 12/1/2018           | 11/30/2020           | \$134,117                          | \$134,117                      | \$0                                     |
| Department of Housing                | COMMUNITY HEALTH RESOURCES INC                    | 19DOH0601AQ    | 19DOH0601AQ-AIDS                             | N           | \$157,611            | \$0          | \$0                  | \$157,611            | 7/1/2019            | 6/30/2023            | \$630,444                          | \$315,222                      | \$315,222                               |
| Department of Housing                | COMMUNITY HEALTH RESOURCES INC                    | 19DOH0901AQ    | 19DOH0901AQ-CHR RRH 2018                     | N           | \$0                  | \$176,396    | \$0                  | \$176,396            | 7/1/2019            | 6/30/2021            | \$352,792                          | \$352,792                      | \$0                                     |
| Department of Housing                | COMMUNITY HEALTH RESOURCES INC                    | 20DOH0901AQ    | 20DOH0901AQ-ESG CARES                        | N           | \$0                  | \$341,250    | \$0                  | \$341,250            | 6/1/2020            | 5/18/2022            | \$630,000                          | \$341,250                      | \$288,750                               |
| Department of Housing                | COMMUNITY HEALTH RESOURCES INC                    | 20DOH0911AQ    | Youth Homelessness Demonstration Program     | N           | \$0                  | \$33,685     | \$74,991             | \$108,676            | 12/1/2020           | 11/30/2021           | \$142,361                          | \$108,676                      | \$33,685                                |
| Department of Housing                | COMMUNITY HEALTH RESOURCES INC                    | 20DOH0921AQ    | Rapid Rehousing Program                      | N           | \$0                  | \$115,200    | \$0                  | \$115,200            | 12/1/2020           | 11/30/2021           | \$115,200                          | \$115,200                      | \$0                                     |
| Department of Housing                | COMMUNITY HEALTH RESOURCES INC                    | 21DOH0701AQ    | 2-26-21 to 6-30-21                           | N           | \$65,000             | \$0          | \$0                  | \$65,000             | 2/26/2021           | 6/30/2023            | \$245,000                          | \$65,000                       | \$180,000                               |
| Department of Housing                | COMMUNITY RENEWAL TEAM INC                        | 19DOH0101AS    | 19DOH0101AS-ESS                              | N           | \$22,378             | \$451,697    | \$0                  | \$474,075            | 7/1/2019            | 6/30/2023            | \$1,896,300                        | \$948,150                      | \$948,150                               |
| Department of Housing                | COMMUNITY RENEWAL TEAM INC                        | 21DOH0501AS    | 21DOH0501AS UniteCT Level I                  | N           | \$0                  | \$50,000     | \$0                  | \$50,000             | 3/8/2021            | 12/31/2021           | \$50,000                           | \$50,000                       | \$0                                     |
| Department of Housing                | CONNECTICUT COALITION AGAINST DOMESTIC            | 19DOH0901FJ    | Rapid Rehousing Program                      | N           | \$0                  | \$1,571,785  | \$0                  | \$1,571,785          | 7/1/2019            | 6/30/2021            | \$2,012,928                        | \$2,012,928                    | \$0                                     |
| Department of Housing                | CONNECTICUT COALITION TO END                      | 15DOH0101AT    | Emergency Shelter Program                    | Y           | \$536,939            | \$206,285    | \$0                  | \$743,224            | 7/1/2015            | 6/30/2021            | \$4,118,299                        | \$4,118,299                    | \$0                                     |
| Department of Housing                | CONNECTICUT COALITION TO END                      | 20DOH0911AT    | Shelter diversion                            | N           | \$0                  | \$1,325,000  | \$0                  | \$1,325,000          | 11/1/2020           | 9/30/2021            | \$1,325,000                        | \$1,325,000                    | \$0                                     |
| Department of Housing                | CONNECTICUT COALITION TO END                      | 21DOH0901ATCIA | 21DOH0901ATCIA CCEH CIA                      | N           | \$0                  | \$0          | \$174,627            | \$174,627            | 4/5/2021            | 11/30/2021           | \$174,627                          | \$174,627                      | \$0                                     |
| Department of Housing                | CONNECTICUT FAIR HOUSING CENTER                   | 21DOH0001CIA   | CT Fair Housing                              | E           | \$0                  | \$0          | \$15,000             | \$15,000             | 2/15/2021           | 6/30/2021            | \$15,000                           | \$15,000                       | \$0                                     |
| Department of Housing                | CONNECTICUT INSTITUTE FOR REFUGEES AND IMMIGRANTS | 20DOH0503HZ    | 20DOH0503HZ-Refugee Assistance Program       | N           | \$6,800,000          | \$0          | \$400,000            | \$7,200,000          | 8/1/2020            | 6/30/2022            | \$7,200,000                        | \$7,200,000                    | \$0                                     |





| Agency                | Supplier Name   | Contract ID # | Contract Description                | Competitive | Payments     |              |            |               | Term                |                      |                                  |                              |                                       |
|-----------------------|---|---------------|-------------------------------------|-------------|--------------|--------------|------------|---------------|---------------------|----------------------|----------------------------------|------------------------------|---------------------------------------|
|                       |   |               |                                     |             | General Fund | Federal Fund | Other Fund | Total FY 2021 | Contract Begin Date | Contract Expire Date | Cumulative Contract Total Amount | Cumulative Contract Payments | Cumulative Contract Balance Remaining |
| Department of Housing | CONNECTICUT LEGAL SERVICES INC                                  | 21DOH0501FZ   | UniteCT                             | N           | \$0          | \$333,333    | \$0        | \$333,333     | 3/22/2021           | 12/31/2021           | \$1,000,000                      | \$333,333                    | \$666,667                             |
| Department of Housing | COVENANT SHELTER OF NEW LONDON INC                              | 15DOH0101AY   | Emergency Shelter Program           | Y           | \$140,887    | \$46,439     | \$0        | \$187,326     | 7/1/2015            | 6/30/2023            | \$1,505,234                      | \$1,130,582                  | \$374,652                             |
| Department of Housing | FAMILY & CHILDRENS AGENCY INC                                   | 17DOH0001JT   | Supportive Housing                  | N           | \$100,228    | \$0          | \$0        | \$100,228     | 7/1/2017            | 6/30/2023            | \$600,220                        | \$400,092                    | \$200,128                             |
| Department of Housing | FAMILY AND CHILDREN'S AID INC                                   | 15DOH01018B   | Emergency Shelter Services          | Y           | \$114,579    | \$21,142     | \$0        | \$135,721     | 7/1/2015            | 6/30/2023            | \$1,089,941                      | \$818,497                    | \$271,444                             |
| Department of Housing | FISH/FRIENDS IN SERVICE TO HUMANITY OF NORTHWESTERN CONNECTICUT | 15DOH0101CY   | Emergency Shelter Program           | Y           | \$210,983    | \$10,665     | \$0        | \$221,648     | 7/1/2015            | 6/30/2023            | \$1,767,113                      | \$1,327,341                  | \$439,772                             |
| Department of Housing | FRIENDSHIP SERVICE CENTER INC                                   | 18DOH07018C   | 18DOH07018C-PSH                     | N           | \$0          | \$69,168     | \$0        | \$69,168      | 7/1/2018            | 6/30/2023            | \$345,840                        | \$207,504                    | \$138,336                             |
| Department of Housing | FRIENDSHIP SERVICE CENTER INC                                   | 19DOH01018C   | 19DOH01018C ESS                     | N           | \$217,964    | \$42,221     | \$0        | \$260,185     | 7/1/2019            | 6/30/2023            | \$1,040,740                      | \$520,370                    | \$520,370                             |
| Department of Housing | HANDS ON HARTFORD INC   | 16DOH06018F   | Residences for Person with HIV/AIDS | N           | \$568,714    | \$0          | \$0        | \$568,714     | 7/1/2016            | 6/30/2023            | \$3,974,569                      | \$2,837,142                  | \$1,137,427                           |
| Department of Housing | HOLY FAMILY HOME AND SHELTER INC                                | 15DOH01018H   | Emergency Shelter Program           | Y           | \$209,427    | \$25,647     | \$0        | \$235,074     | 7/1/2015            | 6/30/2023            | \$1,874,843                      | \$1,408,307                  | \$466,536                             |
| Department of Housing | HOMES WITH HOPE INC   | 15DOH01018K   | Emergency Shelter Program           | Y           | \$119,371    | \$39,266     | \$0        | \$158,637     | 7/1/2015            | 6/30/2023            | \$1,273,972                      | \$956,695                    | \$317,277                             |
| Department of Housing | IMMACARE INC  | 19DOH01018P   | 19DOH01018P ESS                     | N           | \$344,624    | \$97,169     | \$0        | \$441,793     | 7/1/2019            | 6/30/2023            | \$1,767,172                      | \$883,586                    | \$883,586                             |
| Department of Housing | INSPIRICA INC   | 19DOH04018R   | 2020_19DOH04018R-AID, ESS           | N           | \$811,372    | \$53,754     | \$0        | \$865,126     | 7/1/2019            | 6/30/2023            | \$2,252,216                      | \$1,730,252                  | \$521,964                             |
| Department of Housing | INSPIRICA INC   | 19DOH09018R   | 19DOH09018R - RRH                   | N           | \$0          | \$70,452     | \$0        | \$70,452      | 2/1/2019            | 6/30/2021            | \$193,404                        | \$193,404                    | \$0                                   |
| Department of Housing | J D'AMELIA AND ASSOCIATES LLC                                   | 18DOH05018O   | Federal HCV Programs                | Y           | \$732,797    | \$96,394,735 | \$0        | \$97,127,532  | 7/1/2018            | 6/30/2022            | \$391,211,495                    | \$286,173,885                | \$105,037,610                         |
| Department of Housing | J D'AMELIA AND ASSOCIATES LLC                                   | 18DOH05118O   | State Rental Assistance Program     | Y           | \$68,658,160 | \$0          | \$0        | \$68,658,160  | 7/1/2018            | 6/30/2022            | \$306,886,826                    | \$203,417,610                | \$103,469,216                         |
| Department of Housing | J D'AMELIA AND ASSOCIATES LLC                                   | 18DOH07018O   | 18DOH07018O-CoC                     | N           | \$94,722     | \$376,594    | \$81,813   | \$553,129     | 1/4/2019            | 6/30/2021            | \$1,559,664                      | \$1,317,608                  | \$242,056                             |
| Department of Housing | J D'AMELIA AND ASSOCIATES LLC                                   | 20DOH05018O   | 20DOH05018O CARES                   | N           | \$10,500     | \$23,790,000 | \$0        | \$23,800,500  | 7/1/2020            | 3/31/2021            | \$28,035,000                     | \$23,800,500                 | \$4,234,500                           |
| Department of Housing | JOURNEY HOME INC  | 17DOH1002YG   | 17DOH1002YG-A1 Coordinated Access   | Y           | \$0          | \$53,171     | \$0        | \$53,171      | 7/1/2017            | 6/30/2023            | \$319,026                        | \$212,684                    | \$106,342                             |
| Department of Housing | JOURNEY HOME INC  | 20DOH0201YG   | Eviction Prevention                 | N           | \$0          | \$241,195    | \$0        | \$241,195     | 10/1/2020           | 9/30/2022            | \$241,195                        | \$241,195                    | \$0                                   |
| Department of Housing | JOURNEY HOME INC  | 20DOH1001YG   | 20DOH1001YG CAN CARES               | N           | \$0          | \$912,861    | \$0        | \$912,861     | 6/15/2020           | 9/30/2020            | \$912,861                        | \$912,861                    | \$0                                   |
| Department of Housing | JOURNEY HOME INC  | 20DOH1011YG   | 20DOH1011YG-Cold Weather            | N           | \$0          | \$670,309    | \$0        | \$670,309     | 12/14/2020          | 9/30/2021            | \$1,340,617                      | \$670,309                    | \$670,309                             |
| Department of Housing | JOURNEY HOME INC  | 20DOH1101YG   | Homeless Outreach                   | N           | \$0          | \$230,000    | \$0        | \$230,000     | 12/1/2020           | 9/30/2022            | \$230,000                        | \$230,000                    | \$0                                   |
| Department of Housing | JOURNEY HOME INC  | 21DOH0901YG   | 21DOH0901YG-ESG                     | N           | \$0          | \$330,000    | \$0        | \$330,000     | 6/14/2021           | 9/30/2022            | \$660,000                        | \$330,000                    | \$330,000                             |
| Department of Housing | KW CONSULTANTS LLC  | 19DOH0002PS   | CDBG Small Cities                   | Y           | \$0          | \$21,250     | \$0        | \$21,250      | 4/15/2019           | 3/31/2023            | \$166,500                        | \$69,180                     | \$97,320                              |
| Department of Housing | LIBERTY COMMUNITY SERVICES INC                                  | 16DOH06018V   | AIDS housing                        | Y           | \$567,796    | \$0          | \$0        | \$567,796     | 7/1/2016            | 6/30/2023            | \$3,968,188                      | \$2,832,596                  | \$1,135,592                           |
| Department of Housing | LIBERTY COMMUNITY SERVICES INC                                  | 18DOH07018V   | 18DOH07018V-PSH                     | N           | \$0          | \$94,320     | \$0        | \$94,320      | 7/1/2018            | 6/30/2023            | \$471,600                        | \$282,960                    | \$188,640                             |
| Department of Housing | LIBERTY COMMUNITY SERVICES INC                                  | 20DOH1101PW   | Homeless Outreach                   | Y           | \$0          | \$170,000    | \$0        | \$170,000     | 12/1/2020           | 9/30/2022            | \$170,000                        | \$170,000                    | \$0                                   |
| Department of Housing | MENTAL HEALTH CONNECTICUT INC                                   | 17DOH1002WT   | Coordinated Access                  | N           | \$80,736     | \$0          | \$0        | \$80,736      | 10/1/2017           | 6/30/2023            | \$463,680                        | \$302,208                    | \$161,472                             |
| Department of Housing | MENTAL HEALTH CONNECTICUT INC                                   | 20DOH1101WT   | Homeless Outreach                   | Y           | \$0          | \$70,000     | \$0        | \$70,000      | 12/1/2020           | 9/30/2022            | \$70,000                         | \$70,000                     | \$0                                   |
| Department of Housing | MERCY HOUSING & SHELTER CORPORATION                             | 15DOH04018X   | Residences for Person with HIV/AIDS | N           | \$879,169    | \$44,139     | \$0        | \$923,308     | 7/1/2015            | 6/30/2023            | \$7,391,006                      | \$5,544,390                  | \$1,846,616                           |
| Department of Housing | MERCY HOUSING & SHELTER CORPORATION                             | 18DOH07018X   | PSH-SFY19                           | N           | \$277,008    | \$81,744     | \$0        | \$358,752     | 7/1/2018            | 6/30/2023            | \$1,793,764                      | \$1,076,258                  | \$717,506                             |
| Department of Housing | MERCY HOUSING & SHELTER CORPORATION                             | 20DOH09018X   | 20DOH09018X COC RRH                 | N           | \$105,152    | \$35,051     | \$0        | \$140,203     | 8/1/2020            | 6/30/2023            | \$420,609                        | \$140,203                    | \$280,406                             |
| Department of Housing | MUTUAL HOUSING ASSOCIATION OF GREATER                           | 21DOH0503HW   | 21DOH0503HW MHAofGr.Hartford        | N           | \$0          | \$50,000     | \$0        | \$50,000      | 3/8/2021            | 12/31/2021           | \$50,000                         | \$50,000                     | \$0                                   |
| Department of Housing | MUTUAL HOUSING ASSOCIATION OF SOUTH                             | 21DOH0502YV   | UniteCT Level I                     | N           | \$0          | \$50,000     | \$0        | \$50,000      | 3/8/2021            | 12/31/2021           | \$50,000                         | \$50,000                     | \$0                                   |
| Department of Housing | MY SISTERS PLACE INC  | 17DOH0701CB   | Supportive housing                  | N           | \$77,756     | \$0          | \$0        | \$77,756      | 7/1/2017            | 6/30/2023            | \$459,673                        | \$307,211                    | \$152,462                             |
| Department of Housing | MY SISTERS PLACE INC  | 20DOH0501CB   | Mobility Counseling 2020            | Y           | \$0          | \$400,000    | \$0        | \$400,000     | 7/1/2020            | 6/30/2022            | \$800,000                        | \$400,000                    | \$400,000                             |
| Department of Housing | NEIGHBORHOOD HOUSING SERVICES OF NEW BRITAIN                    | 21DOH0502LE   | UniteCT Level I                     | N           | \$0          | \$50,000     | \$0        | \$50,000      | 3/8/2021            | 12/31/2021           | \$50,000                         | \$50,000                     | \$0                                   |
| Department of Housing | NEIGHBORHOOD HOUSING SERVICES OF NEW BRITAIN                    | 21DOH0503HR   | UniteCT Level I                     | N           | \$0          | \$50,000     | \$0        | \$50,000      | 3/8/2021            | 12/30/2021           | \$325,000                        | \$50,000                     | \$275,000                             |
| Department of Housing | NEIGHBORHOOD HOUSING SERVICES OF NEW BRITAIN                    | 21DOH0503HS   | 21DOH0503HS                         | N           | \$0          | \$50,000     | \$0        | \$50,000      | 3/8/2021            | 12/31/2021           | \$50,000                         | \$50,000                     | \$0                                   |
| Department of Housing | NEW LONDON HOMELESS HOSPITALITY                                 | 15DOH0101CD   | Emergency Shelter Program           | Y           | \$220,485    | \$28,330     | \$0        | \$248,815     | 7/1/2015            | 6/30/2023            | \$1,532,668                      | \$1,028,098                  | \$504,570                             |
| Department of Housing | NEW LONDON HOMELESS HOSPITALITY                                 | 20DOH0901CD   | Rapid Rehousing CoC                 | N           | \$0          | \$89,330     | \$0        | \$89,330      | 1/1/2020            | 6/30/2023            | \$267,990                        | \$89,330                     | \$178,660                             |
| Department of Housing | NEW LONDON HOMELESS HOSPITALITY                                 | 20DOH0911CD   | New London CoC                      | N           | \$76,590     | \$25,530     | \$0        | \$102,120     | 8/1/2020            | 6/30/2023            | \$306,360                        | \$102,120                    | \$204,240                             |
| Department of Housing | NEW OPPORTUNITIES INC   | 17DOH1001CE   | Coordinated Access                  | N           | \$90,683     | \$0          | \$0        | \$90,683      | 11/1/2017           | 6/30/2023            | \$520,915                        | \$339,549                    | \$181,366                             |
| Department of Housing | NEW OPPORTUNITIES INC   | 19DOH0101CE   | 19DOH0101CE-ESS                     | N           | \$530,366    | \$83,361     | \$0        | \$613,727     | 7/1/2019            | 6/30/2023            | \$2,454,948                      | \$1,227,474                  | \$1,227,474                           |
| Department of Housing | NEW OPPORTUNITIES INC   | 19DOH0901CE   | Rapid ReHousing                     | N           | \$80,274     | \$0          | \$0        | \$80,274      | 7/1/2019            | 6/30/2023            | \$321,825                        | \$161,095                    | \$160,730                             |
| Department of Housing | NEW OPPORTUNITIES INC   | 20DOH0201CE   | Eviction Prevention                 | N           | \$0          | \$35,727     | \$0        | \$35,727      | 10/1/2020           | 9/30/2022            | \$35,727                         | \$35,727                     | \$0                                   |
| Department of Housing | NEW OPPORTUNITIES INC   | 20DOH1001CE   | 20DOH1001CE-CAN                     | N           | \$0          | \$51,100     | \$0        | \$51,100      | 12/1/2020           | 9/30/2021            | \$51,100                         | \$51,100                     | \$0                                   |
| Department of Housing | NEW REACH INC   | 16DOH0901CC   | Rapid Re-Housing Program            | N           | \$203,226    | \$276,270    | \$0        | \$479,496     | 7/1/2016            | 6/30/2023            | \$3,082,365                      | \$2,126,599                  | \$955,766                             |
| Department of Housing | NEW REACH INC   | 19DOH0401CC   | 19DOH0401CC-AID, ESS                | N           | \$1,007,673  | \$140,078    | \$0        | \$1,147,751   | 7/1/2019            | 6/30/2023            | \$4,591,004                      | \$2,296,402                  | \$2,294,602                           |
| Department of Housing | NEW REACH INC   | 19DOH0701CC   | 19DOH0701CC PSH Youth               | N           | \$60,000     | \$0          | \$0        | \$60,000      | 9/1/2019            | 6/30/2022            | \$180,000                        | \$120,000                    | \$60,000                              |
| Department of Housing | NEW REACH INC   | 20DOH0901CC   | 20DOH0901CC ESG CARES               | N           | \$0          | \$178,500    | \$0        | \$178,500     | 6/1/2020            | 5/18/2022            | \$357,000                        | \$178,500                    | \$178,500                             |
| Department of Housing | NEW REACH INC   | 20DOH0911CC   | Rapid ReHousing CoC                 | N           | \$0          | \$112,500    | \$0        | \$112,500     | 12/1/2020           | 11/30/2021           | \$112,500                        | \$112,500                    | \$0                                   |
| Department of Housing | NORTHWESTERN CONNECTICUT YMCA INC                               | 15DOH0101CF   | Emergency Shelter Program           | Y           | \$66,455     | \$8,697      | \$0        | \$75,152      | 7/1/2015            | 6/30/2023            | \$604,614                        | \$454,311                    | \$150,303                             |
| Department of Housing | OP HOPE OF FAIRFIELD INC  | 18DOH0901CJ   | Rapid Rehousing                     | N           | \$0          | \$170,902    | \$0        | \$170,902     | 7/1/2018            | 6/30/2021            | \$416,804                        | \$416,804                    | \$0                                   |
| Department of Housing | OP HOPE OF FAIRFIELD INC  | 19DOH1101CJ   | Homeless outreach                   | N           | \$174,824    | \$0          | \$0        | \$174,824     | 7/1/2019            | 6/30/2023            | \$699,296                        | \$349,648                    | \$349,648                             |



| Agency                | Supplier Name                            | Contract ID # | Contract Description                                       | Competitive | Payments     |              |            |               | Term                |                      |                                  |                              |                                       |
|-----------------------|--|---------------|--|-------------|--------------|--------------|------------|---------------|---------------------|----------------------|----------------------------------|------------------------------|---------------------------------------|
|                       |  |               |  |             | General Fund | Federal Fund | Other Fund | Total FY 2021 | Contract Begin Date | Contract Expire Date | Cumulative Contract Total Amount | Cumulative Contract Payments | Cumulative Contract Balance Remaining |
| Department of Housing | PACIFIC HOUSE INC                        | 15DOH0101CN   | Emergency Shelter Program                                  | Y           | \$304,786    | \$179,900    | \$0        | \$484,686     | 7/1/2015            | 6/30/2023            | \$3,894,776                      | \$2,925,406                  | \$969,370                             |
| Department of Housing | PACIFIC HOUSE INC                        | 20DOH0101CN   | CaseMgt.Hotel  | N           | \$150,000    | \$0          | \$0        | \$150,000     | 5/1/2020            | 9/30/2020            | \$150,000                        | \$150,000                    | \$0                                   |
| Department of Housing | PACIFIC HOUSE INC                        | 20DOH1101CN   | Homeless Outreach  | Y           | \$0          | \$230,000    | \$0        | \$230,000     | 12/1/2020           | 9/30/2022            | \$230,000                        | \$230,000                    | \$0                                   |
| Department of Housing | PRUDENCE CRANDALL CENTER INC             | 19DOH0101VN   | 19DOH0101VN-ESS  | N           | \$0          | \$25,462     | \$0        | \$25,462      | 7/1/2019            | 6/30/2023            | \$101,848                        | \$50,924                     | \$50,924                              |
| Department of Housing | RECOVERY NETWORK OF PROGRAMS INC         | 19DOH0401CL   | 19DOH0401CL AID, ESS                                       | N           | \$314,207    | \$76,455     | \$0        | \$390,662     | 7/1/2019            | 6/30/2023            | \$1,562,646                      | \$781,324                    | \$781,322                             |
| Department of Housing | RELIANCE HEALTH INC                      | 20DOH1101WC   | Homeless Outreach  | Y           | \$0          | \$150,000    | \$0        | \$150,000     | 12/1/2020           | 9/30/2022            | \$150,000                        | \$150,000                    | \$0                                   |
| Department of Housing | SOUTH PARK INN INC                       | 19DOH0101CO   | 19DOH0101CO-ESS  | N           | \$429,433    | \$112,505    | \$0        | \$541,938     | 7/1/2019            | 6/30/2023            | \$2,183,120                      | \$1,091,560                  | \$1,091,560                           |
| Department of Housing | ST VINCENT DEPAUL MISSION OF BRISTOL INC | 19DOH0101CQ   | 19DOH0101CQ-ESS  | N           | \$84,746     | \$229,375    | \$0        | \$314,121     | 7/1/2019            | 6/30/2023            | \$1,256,484                      | \$628,242                    | \$628,242                             |
| Department of Housing | ST VINCENT DEPAUL MISSION OF BRISTOL INC | 20DOH1101CQ   | Homeless Outreach  | Y           | \$0          | \$70,000     | \$0        | \$70,000      | 12/1/2020           | 9/30/2022            | \$70,000                         | \$70,000                     | \$0                                   |
| Department of Housing | SUPPORTIVE HOUSING WORKS INC             | 16DOH0901CT   | Rapid Re-housing Program                                   | N           | \$232,375    | \$0          | \$0        | \$232,375     | 7/1/2016            | 6/30/2021            | \$1,160,237                      | \$1,160,237                  | \$0                                   |
| Department of Housing | SUPPORTIVE HOUSING WORKS INC             | 17DOH1001CT   | Coordinated Access   | Y           | \$150,000    | \$293,006    | \$0        | \$443,006     | 7/1/2017            | 6/30/2023            | \$2,480,536                      | \$1,594,524                  | \$886,012                             |
| Department of Housing | SUPPORTIVE HOUSING WORKS INC             | 20DOH0201CT   | Eviction Prevention  | N           | \$0          | \$107,389    | \$0        | \$107,389     | 10/1/2020           | 9/30/2022            | \$286,371                        | \$107,389                    | \$178,982                             |
| Department of Housing | SUPPORTIVE HOUSING WORKS INC             | 20DOH0901CT   | 20DOH0901CT SHW ESG CARES                                  | N           | \$0          | \$352,625    | \$0        | \$352,625     | 6/1/2020            | 5/18/2022            | \$651,000                        | \$352,625                    | \$298,375                             |
| Department of Housing | SUPPORTIVE HOUSING WORKS INC             | 20DOH0901CT   | Rapid Rehousing CoC  | N           | \$0          | \$250,782    | \$0        | \$250,782     | 7/15/2020           | 6/30/2021            | \$250,782                        | \$250,782                    | \$0                                   |
| Department of Housing | SUPPORTIVE HOUSING WORKS INC             | 20DOH1011CT   | 20DOH1011CT CAN Cold weather                               | Y           | \$0          | \$660,194    | \$0        | \$660,194     | 12/14/2020          | 9/30/2021            | \$660,194                        | \$660,194                    | \$0                                   |
| Department of Housing | THAMES RIVER COMMUNITY SERVICE INC       | 17DOH0801CW   | Youth housing  | Y           | \$118,301    | \$0          | \$0        | \$118,301     | 7/1/2017            | 6/30/2023            | \$703,492                        | \$468,694                    | \$234,798                             |
| Department of Housing | THAMES RIVER COMMUNITY SERVICE INC       | 18DOH0901CW   | Youth Homelessness Demonstration Program                   | N           | \$0          | \$21,087     | \$0        | \$21,087      | 12/1/2018           | 11/30/2020           | \$168,694                        | \$168,694                    | \$0                                   |
| Department of Housing | THAMES RIVER COMMUNITY SERVICE INC       | 20DOH0901CW   | Youth Homelessness Demonstration Program                   | N           | \$0          | \$41,324     | \$76,170   | \$117,494     | 12/1/2020           | 11/30/2021           | \$158,820                        | \$117,494                    | \$41,326                              |
| Department of Housing | THE ACCESS AGENCY INC                    | 15DOH0101AB   | Emergency Shelter Program                                  | Y           | \$285,523    | \$93,496     | \$0        | \$379,019     | 7/1/2015            | 6/30/2023            | \$3,051,732                      | \$2,292,186                  | \$759,546                             |
| Department of Housing | THE ACCESS AGENCY INC                    | 17DOH0901AB   | Rapid Rehousing  | Y           | \$18,714     | \$18,713     | \$0        | \$37,427      | 7/1/2017            | 6/30/2023            | \$224,562                        | \$149,708                    | \$74,854                              |
| Department of Housing | THE ACCESS AGENCY INC                    | 17DOH1001AB   | Coordinated Access   | Y           | \$80,398     | \$0          | \$0        | \$80,398      | 11/1/2017           | 6/30/2023            | \$460,995                        | \$300,597                    | \$160,398                             |
| Department of Housing | THE ACCESS AGENCY INC                    | 18DOH0901AB   | Youth Homelessness Demonstration Program                   | N           | \$0          | \$7,078      | \$0        | \$7,078       | 12/1/2018           | 11/30/2020           | \$56,620                         | \$56,620                     | \$0                                   |
| Department of Housing | THE ACCESS AGENCY INC                    | 20DOH0901AB   | Youth Homelessness Demonstration Program                   | N           | \$0          | \$23,874     | \$33,168   | \$57,042      | 12/1/2020           | 11/30/2021           | \$65,000                         | \$57,042                     | \$7,958                               |
| Department of Housing | THE CONNECTION INC                       | 18DOH0901AW   | Youth Homelessness Demonstration Program                   | N           | \$0          | \$64,068     | \$0        | \$64,068      | 12/1/2018           | 11/30/2020           | \$512,547                        | \$512,547                    | \$0                                   |
| Department of Housing | THE CONNECTION INC                       | 19DOH0101AW   | 19DOH0101AW-ESS  | N           | \$168,015    | \$36,412     | \$0        | \$204,427     | 7/1/2019            | 6/30/2023            | \$817,708                        | \$408,854                    | \$408,854                             |
| Department of Housing | THE CONNECTION INC                       | 20DOH0901AW   | Youth Homelessness Demonstration Program                   | N           | \$0          | \$122,603    | \$94,794   | \$217,397     | 12/1/2020           | 11/30/2021           | \$340,000                        | \$217,397                    | \$122,603                             |
| Department of Housing | THE OPEN DOOR SHELTER INC                | 15DOH0101CH   | Emergency Shelter Program                                  | Y           | \$302,759    | \$100,141    | \$0        | \$402,900     | 7/1/2015            | 6/30/2023            | \$3,240,630                      | \$2,434,828                  | \$805,802                             |
| Department of Housing | THE OPEN DOOR SHELTER INC                | 19DOH0901CH   | 19DOH0901CH RRH A1   | N           | \$0          | \$70,452     | \$0        | \$70,452      | 2/1/2019            | 6/30/2021            | \$178,404                        | \$178,404                    | \$0                                   |
| Department of Housing | THE OPEN HEARTH ASSOCIATION              | 17DOH0101CI   | Emergency Shelter  | Y           | \$282,694    | \$22,512     | \$0        | \$305,206     | 7/1/2017            | 6/30/2023            | \$1,828,942                      | \$1,218,528                  | \$610,414                             |
| Department of Housing | THE SALVATION ARMY                       | 15DOH0101CM   | Emergency Shelter Program                                  | Y           | \$531,783    | \$109,880    | \$0        | \$641,663     | 7/1/2015            | 6/30/2023            | \$5,155,690                      | \$3,872,364                  | \$1,283,326                           |
| Department of Housing | THE SALVATION ARMY                       | 17DOH0901CM   | Shelter Diversion A1                                       | Y           | \$61,802     | \$0          | \$0        | \$61,802      | 7/1/2017            | 6/30/2023            | \$369,710                        | \$246,106                    | \$123,604                             |
| Department of Housing | THE SALVATION ARMY                       | 18DOH0903HA   | Youth Homelessness Demonstration Program                   | N           | \$0          | \$17,183     | \$0        | \$17,183      | 12/1/2018           | 11/30/2020           | \$137,465                        | \$137,465                    | \$0                                   |
| Department of Housing | THE SALVATION ARMY                       | 20DOH0903HA   | Youth Homelessness Demonstration Program                   | N           | \$0          | \$39,674     | \$31,413   | \$71,087      | 12/1/2020           | 11/30/2021           | \$99,425                         | \$71,087                     | \$28,338                              |
| Department of Housing | THE ST VINCENT DEPAUL MISSION OF         | 15DOH0101CR   | Emergency Shelter Program                                  | Y           | \$339,638    | \$88,010     | \$0        | \$427,648     | 7/1/2015            | 6/30/2023            | \$2,581,174                      | \$2,581,174                  | \$0                                   |
| Department of Housing | THE WORKPLACE INC                        | 21DOH0502DB   | 21DOH0502DB Workplace Unct I                               | N           | \$0          | \$50,000     | \$0        | \$50,000      | 3/8/2021            | 12/31/2021           | \$50,000                         | \$50,000                     | \$0                                   |
| Department of Housing | THE WORKPLACE INC                        | 21DOH0512DB   | UniteCT call center  | Y           | \$0          | \$232,768    | \$0        | \$232,768     | 3/15/2021           | 12/31/2021           | \$950,000                        | \$232,768                    | \$717,232                             |
| Department of Housing | TOVAH INC                                | 19DOH0003PS   | Technical Assistance, Training and Support to Parks/Gables | Y           | \$0          | \$0          | \$21,181   | \$21,181      | 5/1/2019            | 9/30/2021            | \$75,275                         | \$58,825                     | \$16,450                              |
| Department of Housing | TVCCA INC                                | 16DOH0901CX   | Rapid Rehousing Program                                    | N           | \$96,434     | \$0          | \$0        | \$96,434      | 7/1/2016            | 6/30/2021            | \$679,118                        | \$679,118                    | \$0                                   |
| Department of Housing | TVCCA INC                                | 19DOH0401CX   | Rapid Rehousing Program                                    | N           | \$305,546    | \$0          | \$0        | \$305,546     | 7/1/2019            | 6/30/2023            | \$1,287,058                      | \$675,966                    | \$611,092                             |
| Department of Housing | TVCCA INC                                | 20DOH0901CX   | 20DOH0901CX ESG CARES                                      | N           | \$0          | \$157,500    | \$0        | \$157,500     | 6/1/2020            | 5/18/2022            | \$315,000                        | \$157,500                    | \$157,500                             |
| Department of Housing | TVCCA INC                                | 20DOH1001CX   | 20DOH1001CX-CAN CARES                                      | N           | \$0          | \$171,419    | \$0        | \$171,419     | 6/15/2020           | 9/30/2020            | \$171,419                        | \$171,419                    | \$0                                   |
| Department of Housing | TVCCA INC                                | 20DOH1011CX   | 20DOH1011CX-CAN  | N           | \$0          | \$215,642    | \$0        | \$215,642     | 12/1/2020           | 9/30/2021            | \$431,284                        | \$215,642                    | \$215,642                             |
| Department of Housing | UNITED WAY OF CONNECTICUT INC            | 18DOH1001AX   | Coordinated Access   | Y           | \$0          | \$359,304    | \$0        | \$359,304     | 7/1/2018            | 6/30/2023            | \$1,796,520                      | \$1,077,912                  | \$718,608                             |
| Department of Housing | UNITED WAY OF CONNECTICUT INC            | 20DOH1001AX   | 20DOH1001AX - 211  | N           | \$0          | \$250,000    | \$0        | \$250,000     | 12/1/2020           | 9/30/2021            | \$250,000                        | \$250,000                    | \$0                                   |
| Department of Housing | UNITED WAY OF GREATER NEW HAVEN INC      | 17DOH1003GV   | Coordinated Access   | Y           | \$172,777    | \$45,000     | \$0        | \$217,777     | 7/1/2017            | 6/30/2023            | \$1,261,335                      | \$826,437                    | \$434,898                             |
| Department of Housing | UNITED WAY OF GREATER NEW HAVEN INC      | 20DOH1011GV   | 20DOH1011GV-Cold weather                                   | N           | \$0          | \$694,212    | \$0        | \$694,212     | 12/14/2020          | 9/30/2021            | \$1,388,424                      | \$694,212                    | \$694,212                             |
| Department of Housing | UNITED WAY OF SOUTHEASTERN CT            | 15DOH0101DA   | Emergency Shelter Program                                  | Y           | \$253,905    | \$29,453     | \$0        | \$283,358     | 7/1/2015            | 6/30/2023            | \$2,280,770                      | \$1,714,662                  | \$566,108                             |
| Department of Housing | UNITED WAY OF SOUTHEASTERN CT            | 20DOH1001DA   | 20DOH1001DA-UWSECT CAN                                     | N           | \$0          | \$109,500    | \$0        | \$109,500     | 12/1/2020           | 9/30/2021            | \$109,500                        | \$109,500                    | \$0                                   |
| Department of Housing | UNITED WAY OF SOUTHEASTERN CT            | 21DOH0501DA   | 21DOH0501DA UniteCT CIA                                    | N           | \$0          | \$0          | \$50,000   | \$50,000      | 3/15/2021           | 12/31/2021           | \$50,000                         | \$50,000                     | \$0                                   |
| Department of Housing | UNITED WAY OF SOUTHEASTERN CT            | 21DOH0701DA   | Rapid Rehousing Program                                    | N           | \$0          | \$67,500     | \$0        | \$67,500      | 5/1/2021            | 9/30/2022            | \$67,500                         | \$67,500                     | \$0                                   |
| Department of Housing | URBAN LEAGUE OF GREATER HARTFORD INC     | 21DOH0502BE   | UniteCT Level I  | N           | \$0          | \$50,000     | \$0        | \$50,000      | 3/8/2021            | 12/31/2021           | \$50,000                         | \$50,000                     | \$0                                   |
| Department of Housing | URBAN LEAGUE OF GREATER HARTFORD INC     | 21DOH0503GA   | Unite CT Lev.1   | N           | \$0          | \$50,000     | \$0        | \$50,000      | 3/8/2021            | 12/31/2021           | \$50,000                         | \$50,000                     | \$0                                   |
| Department of Housing | WINDHAM REGIONAL COMMUNITY COUNCIL INC   | 16DOH0901CO   | Rapid Rehousing  | Y           | \$68,538     | \$0          | \$0        | \$68,538      | 7/1/2016            | 6/30/2021            | \$341,614                        | \$341,614                    | \$0                                   |
| Department of Housing | WINDHAM REGIONAL COMMUNITY COUNCIL INC   | 18DOH0701CO   | 18DOH0701CO-PSH  | N           | \$0          | \$31,442     | \$0        | \$31,442      | 7/1/2018            | 6/30/2023            | \$157,210                        | \$94,326                     | \$62,884                              |
| Department of Housing | WINDHAM REGIONAL COMMUNITY COUNCIL INC   | 20DOH0901CO   | Rapid Rehousing CoC  | N           | \$0          | \$61,000     | \$0        | \$61,000      | 1/1/2020            | 6/30/2023            | \$213,500                        | \$91,500                     | \$122,000                             |
| Department of Housing | WOMEN AND FAMILIES CENTER                | 20DOH0701CT   | 20DOH0701CT Youth Homeless 21                              | N           | \$25,000     | \$0          | \$0        | \$25,000      | 11/15/2020          | 6/30/2023            | \$75,000                         | \$25,000                     | \$50,000                              |



| Agency                              | Supplier Name                           | Contract ID # | Contract Description  | Competitive | Payments            |                      |                    |                      | Term                |                      |                                    |                                |   |
|-------------------------------------|---|---------------|---|-------------|---------------------|----------------------|--------------------|----------------------|---------------------|----------------------|------------------------------------|--------------------------------|---|
|                                     |   |               |   |             | General Fund        | Federal Fund         | Other Fund 2       | Total FY 2021 3      | Contract Begin Date | Contract Expire Date | Cumulative Contract Total Amount 4 | Cumulative Contract Payments 5 | Cumulative Contract Balance Remaining 6 |
| Department of Housing               | YOUTH CONTINUUM INC                     | 16DOH0003GP   | 16DOH0003GP Supp. housing   | Y           | \$0                 | \$214,736            | \$0                | \$214,736            | 8/1/2016            | 7/31/2022            | \$1,288,416                        | \$1,058,948                    | \$229,468                               |
| Department of Housing               | YOUTH CONTINUUM INC                     | 18DOH0903GP   | Youth Homelessness Demonstration Program                              | N           | \$0                 | \$49,697             | \$0                | \$49,697             | 12/1/2018           | 11/30/2020           | \$397,578                          | \$397,578                      | \$0                                     |
| Department of Housing               | YOUTH CONTINUUM INC                     | 20DOH0903GP   | Youth Homelessness Demonstration Program                              | N           | \$0                 | \$92,203             | \$102,664          | \$194,867            | 12/1/2020           | 11/30/2021           | \$287,069                          | \$194,867                      | \$92,203                                |
| Department of Housing               | YWCA HARTFORD REGION INC                | 17DOH0701DD   | Permanent Supportive Housing  | N           | \$116,696           | \$0                  | \$0                | \$116,696            | 9/1/2017            | 6/30/2023            | \$698,866                          | \$466,056                      | \$232,810                               |
| Department of Housing               | YWCA HARTFORD REGION INC                | 18DOH0101DD   | 18DOH0101DD ESS   | N           | \$59,048            | \$11,727             | \$0                | \$70,775             | 10/1/2018           | 6/30/2023            | \$336,204                          | \$194,654                      | \$141,550                               |
| <b>Total</b>                        |   | <b>172</b>    |   |             | <b>\$95,237,360</b> | <b>\$145,042,895</b> | <b>\$1,257,812</b> | <b>\$241,538,066</b> |                     |                      | <b>\$904,196,273</b>               | <b>\$639,464,573</b>           | <b>\$264,731,700</b>                    |
| Department of Children and Families | ADELBROOK COMMUNITY SERVICES INC        | 20DCF0099     | Therapeutic Group Home - Potter House                                 | M           | \$2,734,239         | \$0                  | \$0                | \$2,734,239          | 7/1/2019            | 6/30/2024            | \$14,184,400                       | \$5,571,119                    | \$8,613,281                             |
| Department of Children and Families | ADVANCED BEHAVIORIAL HEALTH INC         | 20DCF0260     | Multisystemic Therapy   | M           | \$3,709,963         | \$72,766             | \$334,852          | \$4,117,581          | 7/1/2019            | 6/30/2023            | \$17,538,073                       | \$8,999,846                    | \$8,538,227                             |
| Department of Children and Families | ALLIANCE FOR COMMUNITY EMPOWERMENT INC  | 19DCF0084     | Therapeutic Child Care  | Y           | \$304,896           | \$0                  | \$0                | \$304,896            | 7/1/2018            | 6/30/2022            | \$1,228,344                        | \$918,608                      | \$309,736                               |
| Department of Children and Families | AMPS INC                                | 19DCF0232     | Multidisciplinary Team (MDT)  | N           | \$48,235            | \$0                  | \$0                | \$48,235             | 7/1/2018            | 6/30/2022            | \$192,940                          | \$144,705                      | \$48,235                                |
| Department of Children and Families | BEACON HEALTH OPTIONS INC               | 21DCF0362     | Care Management Entity  | M           | \$11,468,348        | \$531,635            | \$0                | \$11,999,983         | 7/1/2020            | 6/30/2023            | \$38,226,384                       | \$11,999,983                   | \$26,226,401                            |
| Department of Children and Families | BHCARE INC                              | 21DCF0140     | Outpatient Psychiatric Clinic for Children                            | N           | \$370,505           | \$0                  | \$0                | \$370,505            | 7/1/2020            | 6/30/2024            | \$1,482,020                        | \$370,505                      | \$1,111,515                             |
| Department of Children and Families | BOYS & GIRLS VILLAGE INC                | 21DCF0047     | Extended Day Treatment  | M           | \$3,883,702         | \$214,650            | \$0                | \$4,098,352          | 7/1/2020            | 6/30/2023            | \$12,301,983                       | \$4,098,352                    | \$8,203,631                             |
| Department of Children and Families | BRIDGEPORT HOSPITAL FOUNDATION INC      | 20DCF0279     | Early Childhood Services-Child FIRST                                  | N           | \$993,508           | \$0                  | \$0                | \$993,508            | 7/1/2019            | 6/30/2022            | \$2,980,524                        | \$1,987,016                    | \$993,508                               |
| Department of Children and Families | BRIDGES HEALTHCARE INC                  | 20DCF0026     | Outpatient Psychiatric Clinic for Children                            | M           | \$835,504           | \$50,000             | \$0                | \$885,504            | 7/1/2019            | 6/30/2022            | \$2,656,512                        | \$1,767,513                    | \$888,999                               |
| Department of Children and Families | CAPITOL REGION EDUCATION COUNCIL        | 21DCF0043     | Multidisciplinary Evaluation (MDE) Clinic                             | N           | \$93,523            | \$0                  | \$0                | \$93,523             | 7/1/2020            | 6/30/2025            | \$467,615                          | \$93,523                       | \$374,092                               |
| Department of Children and Families | CATHOLIC CHARITIES INC                  | 19DCF0091     | Outpatient Psychiatric Clinic for Children                            | N           | \$797,851           | \$0                  | \$0                | \$797,851            | 7/1/2018            | 6/30/2021            | \$2,605,655                        | \$2,580,002                    | \$25,653                                |
| Department of Children and Families | CHARLOTTE HUNGERFORD HOSPITAL           | 19DCF0095     | Outpatient Psychiatric Clinic for Children                            | M           | \$835,535           | \$20,000             | \$0                | \$855,535            | 7/1/2018            | 6/30/2023            | \$4,359,415                        | \$2,585,029                    | \$1,774,386                             |
| Department of Children and Families | CHILD AND FAMILY AGENCY OF SOUTHEASTERN | 20DCF0001     | Outpatient Psychiatric Clinic for Children                            | M           | \$4,984,379         | \$146,965            | \$0                | \$5,131,344          | 7/1/2019            | 6/30/2024            | \$26,091,536                       | \$9,987,160                    | \$16,104,376                            |
| Department of Children and Families | CHILD FIRST INC                         | 17DCF0359AA   | CHILD FIRST Consultation and Evaluation                               | Y           | \$185,794           | \$0                  | \$0                | \$185,794            | 7/1/2016            | 6/30/2021            | \$1,672,150                        | \$1,671,678                    | \$472                                   |
| Department of Children and Families | CHILD GUIDANCE CENTER OF MID-FAIRFIELD  | 21DCF0143     | Early Childhood Services-Child First                                  | M           | \$1,341,090         | \$0                  | \$0                | \$1,341,090          | 7/1/2020            | 6/30/2023            | \$4,038,767                        | \$1,341,090                    | \$2,697,677                             |
| Department of Children and Families | CHILD GUIDANCE CLINIC FOR CENTRAL       | 20DCF0051     | Outpatient Psychiatric Clinic for Children                            | M           | \$888,803           | \$0                  | \$0                | \$888,803            | 7/1/2019            | 6/30/2023            | \$35,552,120                       | \$1,756,830                    | \$33,795,290                            |
| Department of Children and Families | CHILD HEALTH AND DEVELOPMENT INSTITUTE  | 21DCF0348     | Performance Improvement Center  | N           | \$411,657           | \$65,000             | \$0                | \$476,657            | 7/1/2020            | 6/30/2023            | \$1,527,750                        | \$476,657                      | \$1,051,093                             |
| Department of Children and Families | CITY OF HARTFORD                        | 20DCF0351     | Juvenile Review Board   | E           | \$169,511           | \$0                  | \$0                | \$169,511            | 7/1/2019            | 6/30/2022            | \$678,042                          | \$395,525                      | \$282,517                               |
| Department of Children and Families | CLIFFORD W BEERS GUIDANCE CLINIC INC    | 20DCF0016     | Outpatient Psychiatric Clinic for Children                            | M           | \$6,502,350         | \$121,375            | \$0                | \$6,623,725          | 7/1/2019            | 6/30/2024            | \$33,392,045                       | \$13,371,193                   | \$20,020,852                            |
| Department of Children and Families | COMMUNICARE INC                         | 21DCF0356     | Community Support for Families  | Y           | \$1,009,349         | \$41,250             | \$0                | \$1,050,599          | 7/1/2020            | 6/30/2023            | \$3,231,827                        | \$1,050,599                    | \$2,181,228                             |
| Department of Children and Families | COMMUNITY CHILD GUIDANCE CLINIC INC     | 18DCF1022     | Outpatient Psychiatric Clinic   | N           | \$531,273           | \$0                  | \$0                | \$531,273            | 7/1/2017            | 6/30/2022            | \$2,655,623                        | \$2,122,266                    | \$533,357                               |
| Department of Children and Families | COMMUNITY HEALTH CENTER INC             | 19DCF0041     | Outpatient Psychiatric Clinic   | M           | \$1,593,521         | \$75,000             | \$0                | \$1,668,521          | 7/1/2018            | 6/30/2022            | \$4,639,559                        | \$2,918,038                    | \$1,721,521                             |
| Department of Children and Families | COMMUNITY HEALTH RESOURCES INC          | 16DCF0013AA   | Community Support for Families  | Y           | \$0                 | \$0                  | \$34,000           | \$34,000             | 7/1/2015            | 6/30/2021            | \$61,658,733                       | \$60,877,356                   | \$781,377                               |
| Department of Children and Families | COMMUNITY HEALTH RESOURCES INC          | 21DCF0013     | Adolescent Community Reinforcement Approach-Assertive Continuing Care | M           | \$14,124,270        | \$199,250            | \$216,023          | \$14,539,543         | 7/1/2020            | 6/30/2022            | \$29,429,481                       | \$14,539,543                   | \$14,889,938                            |
| Department of Children and Families | COMMUNITY MENTAL HEALTH AFFILIATES INC  | 20DCF0053     | Outpatient Psychiatric Clinic for Children                            | M           | \$4,672,524         | \$392,310            | \$0                | \$5,064,834          | 7/1/2019            | 6/30/2023            | \$22,050,538                       | \$10,150,957                   | \$11,899,581                            |
| Department of Children and Families | COMMUNITY RESOURCES FOR JUSTICE         | 19DCF0367A    | Intimate Partner Violence Family Assessment Intervention Response     | Y           | \$298,465           | \$0                  | \$0                | \$298,465            | 7/1/2018            | 6/30/2022            | \$895,395                          | \$298,465                      | \$596,930                               |
| Department of Children and Families | CONNECTICUT ALLIANCE OF FOSTER AND      | 20DCF0082     | Foster and Adoptive Parent Support                                    | N           | \$2,058,068         | \$0                  | \$0                | \$2,058,068          | 7/1/2019            | 6/30/2023            | \$8,344,772                        | \$4,093,636                    | \$4,251,136                             |
| Department of Children and Families | CONNECTICUT CHILDRENS MEDICAL CENTER    | 19DCF0350     | Child Abuse Centers Of Excellence                                     | N           | \$549,002           | \$220,500            | \$0                | \$769,502            | 7/1/2018            | 6/30/2021            | \$2,334,402                        | \$2,307,756                    | \$26,646                                |
| Department of Children and Families | CONNECTICUT JUNIOR REPUBLIC ASSOCIATION | 19DCF0006     | 2019 ACRA/ACC Region#5 - St   | M           | \$3,114,586         | \$88,000             | \$106,023          | \$3,308,609          | 7/1/2018            | 6/30/2023            | \$16,106,606                       | \$9,855,491                    | \$6,251,115                             |
| Department of Children and Families | CONNECTICUT YOUTH SERVICES ASSOCIATION  | 20DCF0358     | Juvenile Review Board Support and Enhancement                         | Y           | \$356,243           | \$0                  | \$0                | \$356,243            | 7/1/2019            | 6/30/2022            | \$1,068,729                        | \$712,486                      | \$356,243                               |
| Department of Children and Families | CORNELL SCOTT-HILL HEALTH CORPORATION   | 17DCF0023AA   | Outpatient Psychiatric Clinic for Children                            | N           | \$518,688           | \$0                  | \$0                | \$518,688            | 7/1/2016            | 6/30/2021            | \$2,583,168                        | \$2,583,168                    | \$0                                     |
| Department of Children and Families | COVENANT TO CARE INC                    | 20DCF0112     | Adopt A Social Worker and Recruitment                                 | Y           | \$161,778           | \$95,275             | \$0                | \$257,053            | 7/1/2019            | 6/30/2022            | \$771,665                          | \$513,740                      | \$257,925                               |
| Department of Children and Families | EASTER SEAL REHABILITATION CENTER OF    | 19DCF0055     | Foster Parent Support for Medically Complex Children                  | N           | \$0                 | \$16,867             | \$0                | \$16,867             | 7/1/2018            | 6/30/2023            | \$100,000                          | \$53,403                       | \$46,597                                |
| Department of Children and Families | FAMILY & CHILDRENS AGENCY INC           | 19DCF0054     | Intensive Family Preservation   | Y           | \$1,585,771         | \$0                  | \$0                | \$1,585,771          | 7/1/2018            | 6/30/2021            | \$4,813,454                        | \$4,805,245                    | \$8,209                                 |
| Department of Children and Families | FAMILY AND CHILDRENS AID INC            | 19DCF0057     | Outpatient Psychiatric Clinic for Children                            | M           | \$5,392,804         | \$89,553             | \$0                | \$5,482,357          | 7/1/2018            | 6/30/2022            | \$22,705,140                       | \$16,934,955                   | \$5,770,185                             |
| Department of Children and Families | FAMILY CENTERED SERVICES OF CT INC      | 21DCF0110     | Parenting Support Services  | M           | \$2,632,577         | \$0                  | \$0                | \$2,632,577          | 7/1/2020            | 6/30/2023            | \$7,897,731                        | \$2,632,577                    | \$5,265,154                             |
| Department of Children and Families | FAMILY REENTRY INC                      | 19DCF0367     | 2019 - IPV-FAIR   | Y           | \$298,465           | \$0                  | \$0                | \$298,465            | 7/1/2018            | 6/30/2022            | \$2,285,720                        | \$1,390,325                    | \$895,395                               |
| Department of Children and Families | FAVOR INC                               | 21DCF0271     | Statewide Family Organization-Citizen Review Panel                    | M           | \$766,395           | \$806,278            | \$0                | \$1,572,673          | 7/1/2020            | 6/30/2023            | \$5,258,187                        | \$1,572,673                    | \$3,685,514                             |
| Department of Children and Families | FOCUS CENTER FOR AUTISM INC             | 19DCF0330     | Therapeutic Group Home  | N           | \$936,945           | \$0                  | \$0                | \$936,945            | 7/1/2018            | 6/30/2022            | \$3,785,388                        | \$2,770,730                    | \$1,014,658                             |
| Department of Children and Families | FULL CIRCLE YOUTH EMPOWERMENT INC       | 20DCF0376     | Youth Empowerment Program   | N           | \$405,000           | \$0                  | \$0                | \$405,000            | 1/1/2020            | 6/30/2021            | \$630,000                          | \$630,000                      | \$0                                     |
| Department of Children and Families | GENERATIONS FAMILY HEALTH CENTER INC    | 19DCF0281     | Multidisciplinary Evaluation Clinic                                   | N           | \$124,076           | \$0                  | \$0                | \$124,076            | 7/1/2018            | 6/30/2021            | \$372,228                          | \$372,228                      | \$0                                     |
| Department of Children and Families | GILEAD COMMUNITY SERVICES INC           | 19DCF0293     | Therapeutic Group Home  | N           | \$946,402           | \$0                  | \$0                | \$946,402            | 7/1/2018            | 6/30/2023            | \$4,732,010                        | \$2,839,206                    | \$1,892,804                             |
| Department of Children and Families | GOODWIN UNIVERSITY INC                  | 21DCF0374     | Career Enhancement Training   | N           | \$0                 | \$123,936            | \$0                | \$123,936            | 7/1/2020            | 6/30/2023            | \$371,808                          | \$123,936                      | \$247,872                               |
| Department of Children and Families | HARTFORD HOSPITAL                       | 19DCF0042     | Outpatient Psychiatric Clinic   | N           | \$450,201           | \$0                  | \$0                | \$450,201            | 7/1/2018            | 6/30/2022            | \$1,800,804                        | \$1,350,603                    | \$450,201                               |
| Department of Children and Families | HUMAN SERVICES COUNCIL INC              | 20DCF0132     | Multidisciplinary Team  | Y           | \$62,307            | \$0                  | \$0                | \$62,307             | 7/1/2019            | 6/30/2023            | \$249,228                          | \$124,614                      | \$124,614                               |
| Department of Children and Families | KEY HUMAN SERVICES INC                  | 19DCF0313     | Therapeutic Group Home  | N           | \$1,050,504         | \$0                  | \$0                | \$1,050,504          | 7/1/2018            | 6/30/2023            | \$5,252,520                        | \$3,150,825                    | \$2,101,695                             |





| Agency                              | Supplier Name                            | Contract ID #    | Contract Description                               | Competitive | Payments             |                    |                    |                      | Term                |                      |                                  |                              |                                       |
|-------------------------------------|--|------------------|--|-------------|----------------------|--------------------|--------------------|----------------------|---------------------|----------------------|----------------------------------|------------------------------|---------------------------------------|
|                                     |  |                  |  |             | General Fund         | Federal Fund       | Other Fund         | Total FY 2021        | Contract Begin Date | Contract Expire Date | Cumulative Contract Total Amount | Cumulative Contract Payments | Cumulative Contract Balance Remaining |
| Department of Children and Families | KLINGBERG COMPREHENSIVE FAMILY SERVICES  | 21DCF0134AA      | Be Proud! Be Responsible!                          | M           | \$2,597,387          | \$124,168          | \$0                | \$2,721,555          | 7/1/2020            | 6/30/2023            | \$9,863,092                      | \$2,721,555                  | \$7,141,537                           |
| Department of Children and Families | KLINGBERG COMPREHENSIVE PROGRAM SERVICES | 21DCF0134        | Be Proud! Be Responsible!                          | N           | \$882,413            | \$13,541           | \$0                | \$895,954            | 7/1/2020            | 6/30/2023            | \$3,559,588                      | \$895,954                    | \$2,663,634                           |
| Department of Children and Families | LOVE146 INC                              | 19DCF3690        | Long Term Survivor Care & Rapid Response Services  | N           | \$347,001            | \$0                | \$0                | \$347,001            | 7/1/2018            | 6/30/2022            | \$1,388,004                      | \$1,041,003                  | \$347,001                             |
| Department of Children and Families | MADONNA PLACE INC                        | 21DCF0008        | Fatherhood Engagement Services (FES) SFY21         | Y           | \$240,200            | \$0                | \$0                | \$240,200            | 7/1/2020            | 6/30/2023            | \$720,600                        | \$240,200                    | \$480,400                             |
| Department of Children and Families | MARRAKECH INC                            | 19DCF0335        | Work Learn Program                                 | M           | \$540,533            | \$10,000           | \$0                | \$550,533            | 7/1/2018            | 6/30/2021            | \$1,512,863                      | \$1,409,446                  | \$103,417                             |
| Department of Children and Families | MCCALL FOUNDATION INC                    | 21DCF0007        | Parenting Support Services                         | Y           | \$205,309            | \$0                | \$0                | \$205,309            | 7/1/2020            | 6/30/2024            | \$821,236                        | \$205,309                    | \$615,927                             |
| Department of Children and Families | MDFT INTERNATIONAL INC                   | 21DCF0375        | Multidimensional Family Therapy: Quality Assurance | Y           | \$550,000            | \$0                | \$0                | \$550,000            | 7/1/2020            | 6/30/2023            | \$1,650,000                      | \$550,000                    | \$1,100,000                           |
| Department of Children and Families | MIDDLESEX HOSPITAL                       | 21DCF0141        | Early Childhood Services (Child First)             | N           | \$701,787            | \$0                | \$0                | \$701,787            | 7/1/2020            | 6/30/2024            | \$2,872,676                      | \$701,787                    | \$2,170,889                           |
| Department of Children and Families | MIDDLETOWN POLICE BENEFIT ASSOC          | 19DCF0142        | Multidisciplinary Team (MDT)                       | N           | \$15,736             | \$20,000           | \$0                | \$35,736             | 7/1/2018            | 6/30/2022            | \$196,256                        | \$112,584                    | \$83,672                              |
| Department of Children and Families | NAFI CONNECTICUT INC                     | 19DCF0015        | Therapeutic Group Home                             | M           | \$4,158,498          | \$0                | \$0                | \$4,158,498          | 7/1/2018            | 6/30/2023            | \$23,079,139                     | \$13,635,400                 | \$9,443,739                           |
| Department of Children and Families | NATCHAUG HOSPITAL INC                    | 20DCF0147        | Extended Day Treatment                             | M           | \$985,205            | \$0                | \$0                | \$985,205            | 7/1/2019            | 6/30/2023            | \$3,940,820                      | \$1,970,410                  | \$1,970,410                           |
| Department of Children and Families | NEW OPPORTUNITIES INC                    | 20DCF0061        | Fatherhood Engagement Services                     | Y           | \$109,497            | \$0                | \$0                | \$109,497            | 7/1/2019            | 6/30/2023            | \$456,000                        | \$192,648                    | \$263,352                             |
| Department of Children and Families | NOANK COMMUNITY SUPPORT SERVICES INC     | 19DCF0292        | Therapeutic Group Home                             | M           | \$1,568,765          | \$0                | \$0                | \$1,568,765          | 7/1/2018            | 6/30/2021            | \$4,278,179                      | \$4,150,259                  | \$127,920                             |
| Department of Children and Families | NURSE-FAMILY PARTNERSHIP                 | 17DCF0359AB      | Child First Consultation and Evaluation            | N           | \$171,824            | \$0                | \$0                | \$171,824            | 7/1/2016            | 6/30/2021            | \$171,824                        | \$171,824                    | \$0                                   |
| Department of Children and Families | OPTIMUS HEALTH CARE INC                  | 20DCF0067        | Multidisciplinary Evaluation (MDE) Clinic          | N           | \$559,766            | \$0                | \$0                | \$559,766            | 7/1/2019            | 6/30/2023            | \$1,525,600                      | \$1,113,135                  | \$412,465                             |
| Department of Children and Families | OUR PIECE OF THE PIE INC                 | 19DCF0272        | WorkLearn Youth Program                            | M           | \$1,096,753          | \$286,157          | \$0                | \$1,382,910          | 7/1/2018            | 6/30/2023            | \$6,618,078                      | \$3,852,258                  | \$2,765,820                           |
| Department of Children and Families | R KIDS INC                               | 20DCF0153        | Reunification and Therapeutic Family Time Services | N           | \$368,245            | \$94,497           | \$0                | \$462,742            | 7/1/2019            | 6/30/2024            | \$2,318,195                      | \$925,484                    | \$1,392,711                           |
| Department of Children and Families | RAPE CRISIS CENTER OF MILFORD INC        | 19DCF0236        | Multidisciplinary Team (MDT)                       | N           | \$38,679             | \$10,000           | \$0                | \$48,679             | 7/1/2018            | 6/30/2022            | \$194,716                        | \$146,037                    | \$48,679                              |
| Department of Children and Families | REGIONAL YOUTH ADULT SOCIAL ACTION       | 20DCF0331        | Juvenile Review Board                              | Y           | \$200,901            | \$0                | \$0                | \$200,901            | 7/1/2019            | 6/30/2022            | \$602,703                        | \$401,802                    | \$200,901                             |
| Department of Children and Families | RUSHFORD CENTER INC                      | 21DCF0020        | Care Coordination                                  | N           | \$388,211            | \$50,000           | \$0                | \$438,211            | 7/1/2020            | 6/30/2022            | \$856,422                        | \$428,211                    | \$428,211                             |
| Department of Children and Families | SEXUAL ASSAULT CRISIS CENTER OF          | 21DCF0373        | Multidisciplinary Team                             | N           | \$96,466             | \$45,000           | \$0                | \$141,466            | 7/1/2020            | 6/30/2022            | \$296,540                        | \$141,466                    | \$155,074                             |
| Department of Children and Families | ST FRANCIS HOSPITAL & MEDICAL CENTER     | 21DCF0028A       | Parenting Support Services                         | Y           | \$732,759            | \$0                | \$0                | \$732,759            | 7/1/2020            | 6/30/2023            | \$3,343,988                      | \$732,759                    | \$2,611,229                           |
| Department of Children and Families | SUN SCHOLARS INC                         | 21DCF0377        | Adolescent College Mentoring                       | N           | \$145,833            | \$0                | \$0                | \$145,833            | 12/1/2020           | 6/30/2023            | \$645,833                        | \$145,833                    | \$500,000                             |
| Department of Children and Families | THE ALMADA LODGE-TIMES FARM CAMP         | 19DCF0342        | Sibling Connections Camp                           | N           | \$80,147             | \$0                | \$0                | \$80,147             | 7/1/2018            | 6/30/2023            | \$460,735                        | \$250,849                    | \$209,886                             |
| Department of Children and Families | THE BRIDGE FAMILY CENTER INC             | 19DCF0199        | Short term assessment and respite                  | M           | \$3,992,981          | \$0                | \$0                | \$3,992,981          | 7/1/2018            | 6/30/2022            | \$15,971,904                     | \$11,978,943                 | \$3,992,961                           |
| Department of Children and Families | THE CENTER FOR FAMILY JUSTICE INC        | 17DCF0092AA      | Multidisciplinary Team (MDT)                       | N           | \$78,725             | \$0                | \$0                | \$78,725             | 7/1/2016            | 6/30/2021            | \$392,283                        | \$392,283                    | \$0                                   |
| Department of Children and Families | THE CHILD AND FAMILY GUIDANCE CENTER     | 20DCF0019        | Outpatient Psychiatric Clinic for Children         | M           | \$6,322,244          | \$209,327          | \$53,010           | \$6,584,581          | 7/1/2019            | 6/30/2022            | \$20,654,258                     | \$12,656,972                 | \$7,997,286                           |
| Department of Children and Families | THE CHILDREN'S CENTER OF HAMDEN INC      | 19DCF0005        | Crisis Stabilization                               | M           | \$3,256,952          | \$0                | \$53,011           | \$3,309,963          | 7/1/2018            | 6/30/2021            | \$10,267,926                     | \$10,267,926                 | \$0                                   |
| Department of Children and Families | THE CONNECTION INC                       | 21DCF0011        | Program for Youth and Young Adults (START)         | N           | \$13,272,747         | \$233,333          | \$2,281,941        | \$15,788,021         | 7/1/2020            | 6/30/2023            | \$49,271,237                     | \$15,788,021                 | \$33,483,216                          |
| Department of Children and Families | THE VILLAGE FOR FAMILIES & CHILDREN INC  | 21DCF0017        | Community Support for Families                     | M           | \$8,492,250          | \$270,305          | \$0                | \$8,762,555          | 7/1/2020            | 6/30/2023            | \$26,988,406                     | \$8,762,555                  | \$18,225,851                          |
| Department of Children and Families | THOMPSON ECUMENICAL EMPOWERMENT GROUP    | 20DCF0066        | Family Support                                     | Y           | \$47,286             | \$0                | \$0                | \$47,286             | 7/1/2019            | 6/30/2024            | \$236,430                        | \$94,572                     | \$141,858                             |
| Department of Children and Families | TOWN OF BLOOMFIELD                       | 20DCF0157        | Foster Family Support                              | E           | \$48,769             | \$0                | \$0                | \$48,769             | 7/1/2019            | 6/30/2024            | \$243,845                        | \$96,635                     | \$147,210                             |
| Department of Children and Families | TRUE COLORS INC                          | 21DCF0278        | One on One Mentoring                               | N           | \$26,779             | \$62,500           | \$0                | \$89,279             | 7/1/2020            | 6/30/2022            | \$178,558                        | \$89,279                     | \$89,279                              |
| Department of Children and Families | UNITED COMMUNITY & FAMILY SERVICES INC   | 21DCF0177        | Outpatient Psychiatric Clinic for Children         | M           | \$5,340,416          | \$138,000          | \$0                | \$5,478,416          | 7/1/2020            | 6/30/2023            | \$16,857,086                     | \$5,478,416                  | \$11,378,670                          |
| Department of Children and Families | UNITED SERVICES INC                      | 20DCF0003        | Outpatient Psychiatric Clinic for Children         | M           | \$1,650,201          | \$72,796           | \$0                | \$1,722,997          | 7/1/2019            | 6/30/2024            | \$8,873,465                      | \$3,446,371                  | \$5,427,094                           |
| Department of Children and Families | UNITED WAY OF CONNECTICUT INC            | 20DCF0344        | EMPS Statewide Call Center                         | N           | \$732,369            | \$300,000          | \$0                | \$1,032,369          | 7/1/2019            | 6/30/2024            | \$5,461,845                      | \$2,038,146                  | \$3,423,699                           |
| Department of Children and Families | URBAN COMMUNITY ALLIANCE INC             | 20DCF0334        | Juvenile Review Board                              | Y           | \$226,014            | \$0                | \$0                | \$226,014            | 7/1/2019            | 6/30/2022            | \$678,042                        | \$452,027                    | \$226,015                             |
| Department of Children and Families | WATERBURY YOUTH SERVICES INC             | 19DCF0165        | Safe Home-Short-term Family Integration Treatment  | M           | \$1,342,414          | \$25,000           | \$0                | \$1,367,414          | 7/1/2018            | 6/30/2023            | \$7,219,699                      | \$4,057,640                  | \$3,162,059                           |
| Department of Children and Families | WATERFORD COUNTRY SCHOOL INC             | 21DCF0166        | Safe Home-Short-term Family Integration Treatment  | M           | \$3,181,050          | \$0                | \$0                | \$3,181,050          | 7/1/2020            | 6/30/2024            | \$12,937,860                     | \$3,181,050                  | \$9,756,810                           |
| Department of Children and Families | WELLMORE INC                             | 20DCF0048        | Outpatient Psychiatric Clinic for Children         | M           | \$7,230,275          | \$50,000           | \$0                | \$7,280,275          | 7/1/2019            | 6/30/2023            | \$30,224,800                     | \$14,816,383                 | \$15,408,417                          |
| Department of Children and Families | WHEELER CLINIC INC                       | 20DCF0012        | Care Coordination                                  | M           | \$21,220,561         | \$389,704          | \$144,000          | \$21,754,265         | 7/1/2019            | 6/30/2024            | \$114,413,409                    | \$44,036,223                 | \$70,377,186                          |
| Department of Children and Families | YALE NEW HAVEN HOSPITAL                  | 21DCF0036        | Multidisciplinary Examination Clinic               | N           | \$178,299            | \$0                | \$0                | \$178,299            | 7/1/2020            | 6/30/2023            | \$539,028                        | \$178,299                    | \$360,729                             |
| Department of Children and Families | YALE UNIVERSITY                          | 20DCF0170        | Intensive Family Preservation                      | M           | \$3,921,154          | \$120,184          | \$0                | \$4,041,338          | 7/1/2019            | 6/30/2024            | \$20,367,077                     | \$8,024,205                  | \$12,342,872                          |
| Department of Children and Families | YOUTH CONTINUUM INC                      | 19DCF0173        | Therapeutic Group Home                             | M           | \$1,906,784          | \$0                | \$0                | \$1,906,784          | 7/1/2018            | 6/30/2023            | \$9,710,180                      | \$5,736,875                  | \$3,973,305                           |
| Department of Children and Families | ZERO TO THREE: NATIONAL CENTER FOR       | 17DCF0364AA      | Safe Babies Project                                | N           | \$123,121            | \$0                | \$0                | \$123,121            | 7/1/2016            | 6/30/2021            | \$613,829                        | \$574,387                    | \$39,442                              |
| <b>Total</b>                        |  | <b>91</b>        |  |             | <b>\$183,561,913</b> | <b>\$5,895,122</b> | <b>\$3,222,860</b> | <b>\$192,679,895</b> |                     |                      | <b>\$840,675,245</b>             | <b>\$409,174,576</b>         | <b>\$431,500,669</b>                  |
| Department of Correction            | APT FOUNDATION INC                       | 12DOC0100AA      | Substance Abuse                                    | N           | \$1,604,835          | \$0                | \$0                | \$1,604,835          | 7/1/2011            | 7/31/2021            | \$10,905,231                     | \$10,761,171                 | \$144,060                             |
| Department of Correction            | APT FOUNDATION INC                       | 19DOC91442POS01  | MAT Methadone Maintenance                          | N           | \$0                  | \$82,537           | \$0                | \$82,537             | 7/1/2019            | 10/15/2020           | \$218,029                        | \$218,029                    | \$0                                   |
| Department of Correction            | APT FOUNDATION INC                       | 19DOC93229POS01  | MAT Induction at NHCC                              | N           | \$0                  | \$13,929           | \$0                | \$13,929             | 10/1/2019           | 10/15/2020           | \$27,898                         | \$27,898                     | \$0                                   |
| Department of Correction            | APT FOUNDATION INC                       | 20DOC103171POS01 | MOUD Treatment Center                              | N           | \$391,836            | \$0                | \$0                | \$391,836            | 9/30/2020           | 6/30/2023            | \$2,768,891                      | \$391,836                    | \$2,377,055                           |
| Department of Correction            | BANSLEY LAW LLC                          | 15DOC0140AB      | Inmate Legal Services                              | N           | \$793,835            | \$0                | \$0                | \$793,835            | 4/1/2020            | 6/30/2021            | \$1,092,147                      | \$991,041                    | \$101,106                             |
| Department of Correction            | CAREER RESOURCES                         | 18DOC85067POS01  | Isaiah House                                       | N           | \$1,756,935          | \$0                | \$0                | \$1,756,935          | 10/1/2018           | 7/31/2022            | \$6,156,068                      | \$3,953,104                  | \$2,202,964                           |
| Department of Correction            | CHRYSALIS CENTER INC                     | 14DOC0102AA      | Employment Support Network                         | N           | \$784,188            | \$0                | \$0                | \$784,188            | 6/15/2013           | 7/31/2021            | \$7,999,079                      | \$7,972,469                  | \$26,610                              |
| Department of Correction            | COMMUNITY HEALTH RESOURCES INC           | 19DOC93213POS01  | 2nd Dosing Nursing Services                        | N           | \$0                  | \$47,458           | \$0                | \$47,458             | 9/1/2019            | 10/15/2020           | \$111,834                        | \$101,744                    | \$10,090                              |



| Agency                      | Supplier Name                            | Contract ID #     | Contract Description                 | Competitive | Payments            |                    |                 |                     | Term                |                      |                                  |                              |                                       |
|-----------------------------|--|-------------------|--------------------------------------|-------------|---------------------|--------------------|-----------------|---------------------|---------------------|----------------------|----------------------------------|------------------------------|---------------------------------------|
|                             |  |                   |                                      |             | General Fund        | Federal Fund       | Other Fund      | Total FY 2021       | Contract Begin Date | Contract Expire Date | Cumulative Contract Total Amount | Cumulative Contract Payments | Cumulative Contract Balance Remaining |
| Department of Correction    | COMMUNITY HEALTH RESOURCES INC           | 19DOC94073POS01   | MAT Services at Osborn               | N           | \$0                 | \$94,420           | \$0             | \$94,420            | 9/30/2019           | 10/15/2020           | \$325,160                        | \$278,406                    | \$46,754                              |
| Department of Correction    | COMMUNITY HEALTH RESOURCES INC           | 19DOC94074POS01   | MAT at CRCC                          | N           | \$0                 | \$41,659           | \$0             | \$41,659            | 9/30/2019           | 10/15/2020           | \$160,000                        | \$134,779                    | \$25,221                              |
| Department of Correction    | COMMUNITY HEALTH RESOURCES INC           | 19DOC94075POS01   | MAT Services at HCC                  | N           | \$0                 | \$218,338          | \$0             | \$218,338           | 9/30/2019           | 10/15/2021           | \$1,131,138                      | \$293,737                    | \$837,401                             |
| Department of Correction    | COMMUNITY HEALTH RESOURCES INC           | 20DOC103176POS01  | MOUD Treatment Center                | N           | \$157,951           | \$0                | \$0             | \$157,951           | 9/30/2020           | 6/30/2023            | \$2,312,819                      | \$157,951                    | \$2,154,868                           |
| Department of Correction    | COMMUNITY HEALTH RESOURCES INC           | 20DOC103177POS01  | MOUD Treatment Center                | N           | \$76,203            | \$0                | \$0             | \$76,203            | 9/30/2020           | 6/30/2023            | \$2,491,757                      | \$76,203                     | \$2,415,554                           |
| Department of Correction    | COMMUNITY HEALTH RESOURCES INC           | 20DOC99887POS01   | MOUD Treatment Center                | N           | \$89,062            | \$0                | \$0             | \$89,062            | 7/1/2020            | 6/30/2023            | \$2,886,536                      | \$89,062                     | \$2,797,474                           |
| Department of Correction    | COMMUNITY HEALTH RESOURCES INC           | 20DOC99889POS01   | MOUD Treatment Center                | N           | \$29,519            | \$0                | \$0             | \$29,519            | 7/1/2020            | 6/30/2023            | \$1,218,339                      | \$29,519                     | \$1,188,820                           |
| Department of Correction    | COMMUNITY HEALTH RESOURCES INC           | 20DOC99890POS01   | MOUD Treatment Center                | N           | \$7,965             | \$0                | \$0             | \$7,965             | 7/1/2020            | 6/30/2023            | \$2,680,307                      | \$7,965                      | \$2,672,342                           |
| Department of Correction    | COMMUNITY MENTAL HEALTH AFFILIATES INC   | 19DOC94061POS01   | Step Forward Program                 | N           | \$0                 | \$286,197          | \$0             | \$286,197           | 9/30/2019           | 10/15/2021           | \$505,000                        | \$402,349                    | \$102,651                             |
| Department of Correction    | COMMUNITY PARTNERS IN ACTION INC         | 15DOC1116AA       | Male Work Release Program            | N           | \$880,777           | \$0                | \$0             | \$880,777           | 7/1/2014            | 7/31/2021            | \$7,041,899                      | \$7,011,114                  | \$30,785                              |
| Department of Correction    | COMMUNITY RENEWAL TEAM INC               | 17DOC0118AA       | Community Services                   | Y           | \$659,785           | \$0                | \$0             | \$659,785           | 4/1/2017            | 7/31/2021            | \$2,744,773                      | \$2,653,612                  | \$91,161                              |
| Department of Correction    | COMMUNITY RESOURCES FOR JUSTICE          | 20DOC104261POS01  | Dana's House                         | Y           | \$827,144           | \$0                | \$0             | \$827,144           | 8/1/2020            | 7/31/2021            | \$827,144                        | \$827,144                    | \$0                                   |
| Department of Correction    | COMMUNITY SOLUTIONS INC                  | 15DOC0112AA       | Berman Treatment Center              | N           | \$8,025,138         | \$0                | \$0             | \$8,025,138         | 7/1/2014            | 7/31/2021            | \$56,209,280                     | \$56,208,780                 | \$500                                 |
| Department of Correction    | CONNECTICUT COMMUNITY FOR ADDICTION      | 19DOC93079POS01   | Recovery Coaching Supports           | N           | \$0                 | \$158,764          | \$0             | \$158,764           | 9/1/2019            | 10/15/2021           | \$309,568                        | \$188,365                    | \$121,203                             |
| Department of Correction    | CONNECTICUT COMMUNITY FOR ADDICTION      | 20DOC102145POS01  | Recovery Coach Expansion Program     | N           | \$80,469            | \$0                | \$0             | \$80,469            | 10/1/2020           | 6/30/2021            | \$566,007                        | \$80,469                     | \$485,538                             |
| Department of Correction    | CONNECTICUT RENAISSANCE INC              | 15DOC0113AA       | Central Avenue                       | N           | \$3,565,193         | \$0                | \$0             | \$3,565,193         | 7/1/2014            | 7/31/2021            | \$22,561,705                     | \$22,331,386                 | \$230,320                             |
| Department of Correction    | DIALYSIS CLINIC INC                      | 18DOC821452POS01  | Dialysis Services                    | N           | \$582,000           | \$0                | \$0             | \$582,000           | 7/1/2018            | 6/30/2021            | \$1,613,141                      | \$1,210,168                  | \$402,973                             |
| Department of Correction    | DIAMOND PHARMACY SERVICES                | 19DOC921492POS01  | Pharmacy Services                    | Y           | \$27,997,206        | \$0                | \$0             | \$27,997,206        | 9/1/2019            | 9/30/2021            | \$60,000,000                     | \$45,799,365                 | \$14,200,636                          |
| Department of Correction    | EMERGE CONNECTICUT INC                   | 20DOC0100AA       | Re-Entry Program                     | N           | \$150,000           | \$0                | \$0             | \$150,000           | 10/1/2019           | 6/30/2021            | \$262,500                        | \$262,500                    | \$0                                   |
| Department of Correction    | FAMILY REENTRY INC                       | 14DOC0109AA       | Enterprise House                     | Y           | \$275,715           | \$0                | \$0             | \$275,715           | 6/15/2013           | 7/31/2021            | \$12,517,226                     | \$12,517,226                 | \$0                                   |
| Department of Correction    | FHM SERVICES INC                         | 14DOC0101AA       | Fellowship House                     | Y           | \$718,134           | \$0                | \$0             | \$718,134           | 7/1/2013            | 7/31/2021            | \$5,353,170                      | \$5,338,170                  | \$15,000                              |
| Department of Correction    | FRANK BAKER PHD                          | 20DOC0101AA       | DV/Anger Mgmt Eval                   | E           | \$0                 | \$3,413            | \$0             | \$3,413             | 10/1/2019           | 11/30/2020           | \$18,525                         | \$13,163                     | \$5,363                               |
| Department of Correction    | HEALTH MANAGEMENT ASSOCIATES INC         | 20DOC973612POS01  | IMS Assessment                       | Y           | \$712,711           | \$0                | \$0             | \$712,711           | 4/1/2020            | 3/1/2021             | \$719,711                        | \$712,711                    | \$7,000                               |
| Department of Correction    | INSTITUTIONAL EYE CARE LLC               | 20DOC952111POS    | Ocular Services                      | N           | \$92,400            | \$0                | \$0             | \$92,400            | 1/1/2020            | 12/31/2022           | \$405,000                        | \$106,800                    | \$298,200                             |
| Department of Correction    | NEW OPPORTUNITIES INC                    | 14DOC0100AA       | Bishop House                         | Y           | \$1,041,797         | \$0                | \$0             | \$1,041,797         | 7/1/2013            | 7/31/2021            | \$8,206,632                      | \$8,206,181                  | \$451                                 |
| Department of Correction    | NUTRITION FOR LIFE LLC                   | 19DOC912249POS    | Nutrition Advisory Services          | N           | \$30,135            | \$0                | \$0             | \$30,135            | 7/1/2019            | 6/30/2022            | \$99,999                         | \$59,535                     | \$40,464                              |
| Department of Correction    | PERCEPTION PROGRAMS INC                  | 15DOC0109AA       | Brooklyn/Bridge                      | N           | \$764,723           | \$0                | \$0             | \$764,723           | 7/1/2014            | 7/31/2021            | \$10,440,702                     | \$10,440,702                 | \$0                                   |
| Department of Correction    | PERCEPTION PROGRAMS INC                  | 17DOC0127AA       | Grace House                          | Y           | \$305,431           | \$0                | \$0             | \$305,431           | 3/1/2017            | 7/31/2021            | \$1,016,205                      | \$1,016,205                  | \$0                                   |
| Department of Correction    | PROJECT MORE INC                         | 15DOC0111AA       | Walter Brooks                        | N           | \$1,906,272         | \$0                | \$0             | \$1,906,272         | 7/1/2014            | 7/31/2021            | \$13,233,694                     | \$13,219,252                 | \$14,442                              |
| Department of Correction    | QUEST DIAGNOSTICS INCORPORATED           | 19DOC92012POS01   | Laboratory Services                  | N           | \$4,006,054         | \$0                | \$0             | \$4,006,054         | 9/1/2019            | 8/31/2022            | \$24,000,000                     | \$4,803,221                  | \$19,196,779                          |
| Department of Correction    | RECOVERY NETWORK OF PROGRAMS INC         | 19DOC91443POS01   | MAT Methadone Maintenance            | N           | \$0                 | \$179,433          | \$0             | \$179,433           | 7/1/2019            | 10/15/2020           | \$356,497                        | \$295,189                    | \$61,308                              |
| Department of Correction    | RECOVERY NETWORK OF PROGRAMS INC         | 19DOC932309POS01  | MAT Induction                        | N           | \$0                 | \$8,831            | \$0             | \$8,831             | 10/1/2019           | 10/15/2020           | \$36,000                         | \$35,212                     | \$788                                 |
| Department of Correction    | RECOVERY NETWORK OF PROGRAMS INC         | 20DOC103174POS01  | MOUD Treatment Center                | N           | \$435,295           | \$0                | \$0             | \$435,295           | 9/30/2020           | 6/30/2023            | \$2,622,978                      | \$435,295                    | \$2,187,683                           |
| Department of Correction    | RETINA CONSULTANTS PC                    | 18DOC82277POS01   | Retina Medical and Surgical Services | N           | \$20,305            | \$0                | \$0             | \$20,305            | 7/1/2018            | 6/30/2021            | \$157,500                        | \$97,456                     | \$60,044                              |
| Department of Correction    | SPEECH PATHOLOGY GROUP LLC               | 21DOC0101AA       | Speech Pathology                     | N           | \$0                 | \$9,268            | \$0             | \$9,268             | 9/1/2020            | 8/31/2021            | \$24,560                         | \$9,268                      | \$15,293                              |
| Department of Correction    | THE CONNECTION INC                       | 11DOC0115AA       | January Center                       | Y           | \$1,466,400         | \$0                | \$0             | \$1,466,400         | 6/4/2010            | 7/31/2025            | \$26,080,907                     | \$16,365,809                 | \$9,715,098                           |
| Department of Correction    | THE CONNECTION INC                       | 14DOC0111AA       | Work Release                         | Y           | \$8,198,757         | \$0                | \$0             | \$8,198,757         | 7/1/2013            | 12/31/2021           | \$64,787,351                     | \$63,852,349                 | \$935,002                             |
| Department of Correction    | THE CONNECTION INC                       | 18DOC0121AA       | The Connection House                 | Y           | \$479,767           | \$0                | \$0             | \$479,767           | 2/1/2018            | 7/31/2021            | \$1,637,869                      | \$1,637,869                  | \$0                                   |
| Department of Correction    | THE OPEN HEARTH ASSOCIATION              | 14DOC0108AA       | Men's Work Release                   | N           | \$915,584           | \$0                | \$0             | \$915,584           | 7/1/2013            | 7/31/2021            | \$7,302,066                      | \$7,302,066                  | \$0                                   |
| Department of Correction    | WHEELER CLINIC INC                       | 19DOC94029POS01   | TCM - MAT (RSAT Services)            | N           | \$0                 | \$128,757          | \$42,920        | \$171,677           | 10/1/2019           | 10/15/2021           | \$312,606                        | \$252,566                    | \$60,040                              |
| <b>Total</b>                | <b>48</b>                                |                   |                                      |             | <b>\$69,829,521</b> | <b>\$1,273,004</b> | <b>\$42,920</b> | <b>\$71,145,444</b> |                     |                      | <b>\$374,455,447</b>             | <b>\$309,176,408</b>         | <b>\$65,279,039</b>                   |
| Department of Public Health | ADVANCING CONNECTICUT TOGETHER INC       | 17DPH0123NN       | HIV/AIDS HealthCare Support          | Y           | \$0                 | \$7,000            | \$564,312       | \$571,312           | 4/1/2017            | 3/31/2022            | \$4,694,910                      | \$3,337,113                  | \$1,357,797                           |
| Department of Public Health | ADVANCING CONNECTICUT TOGETHER INC       | DPH2019-0154      | HIV Prevention Services              | Y           | \$0                 | \$62,683           | \$294,600       | \$357,283           | 1/1/2019            | 12/31/2023           | \$2,148,670                      | \$908,548                    | \$1,240,122                           |
| Department of Public Health | ADVANCING CONNECTICUT TOGETHER INC       | DPH2020-0099      | HIV Prevention Services              | Y           | \$0                 | \$0                | \$5,555         | \$5,555             | 11/8/2019           | 3/31/2022            | \$50,000                         | \$13,888                     | \$36,112                              |
| Department of Public Health | ALLIANCE FOR LIVING INC                  | 17DPH0113NN       | HIV/AIDS HealthCare Support          | Y           | \$0                 | \$104,221          | \$439,323       | \$543,544           | 4/1/2017            | 3/31/2022            | \$3,249,552                      | \$2,518,288                  | \$731,264                             |
| Department of Public Health | ALLIANCE FOR LIVING INC                  | DPH2019-0127      | HIV Prevention Services              | Y           | \$0                 | \$3,896            | \$34,408        | \$38,304            | 1/1/2019            | 12/31/2021           | \$137,634                        | \$108,513                    | \$29,121                              |
| Department of Public Health | ALLIANCE FOR LIVING INC                  | DPH2020-0097PSA   | HIV Prevention Services              | Y           | \$0                 | \$0                | \$5,555         | \$5,555             | 11/8/2019           | 3/31/2022            | \$50,000                         | \$22,221                     | \$27,779                              |
| Department of Public Health | ANCHOR HEALTH INITIATIVE CORPORATION     | DPH2019-0147      | HIV Prevention Services              | Y           | \$0                 | \$26,277           | \$90,000        | \$116,277           | 1/1/2019            | 12/31/2021           | \$360,000                        | \$289,257                    | \$70,743                              |
| Department of Public Health | APEX COMMUNITY CARE INC                  | 17DPH0109NN       | HIV/AIDS HealthCare Support          | Y           | \$0                 | \$36,780           | \$42,043        | \$78,822            | 4/1/2017            | 3/31/2022            | \$466,788                        | \$348,931                    | \$117,857                             |
| Department of Public Health | APEX COMMUNITY CARE INC                  | 17DPH0114NN       | HIV/AIDS HealthCare Support          | Y           | \$0                 | \$51,577           | \$69,346        | \$120,923           | 4/1/2017            | 3/31/2022            | \$96,321                         | \$798,641                    | \$157,680                             |
| Department of Public Health | APEX COMMUNITY CARE INC                  | DPH2019-0128      | HIV Prevention Services              | Y           | \$0                 | \$27,523           | \$216,010       | \$243,533           | 1/1/2019            | 12/31/2023           | \$1,457,261                      | \$689,987                    | \$767,274                             |
| Department of Public Health | APNH: A PLACE TO NOURISH YOUR HEALTH INC | 17DPH0110NN       | HIV/AIDS HealthCare Support          | Y           | \$0                 | \$57,546           | \$201,858       | \$259,405           | 4/1/2017            | 3/31/2022            | \$1,597,819                      | \$1,378,850                  | \$218,969                             |
| Department of Public Health | APNH: A PLACE TO NOURISH YOUR HEALTH INC | DPH2019-0126      | HIV Prevention Services              | Y           | \$0                 | \$57,790           | \$238,433       | \$296,223           | 1/1/2019            | 12/31/2021           | \$899,919                        | \$719,793                    | \$180,126                             |
| Department of Public Health | APNH: A PLACE TO NOURISH YOUR HEALTH INC | DPH2020-0100      | HIV Prevention Services              | Y           | \$0                 | \$268,404          | \$0             | \$268,404           | 11/1/2019           | 3/31/2022            | \$1,051,233                      | \$546,049                    | \$505,184                             |
| Department of Public Health | BIRTH SUPPORT EDUCATION AND BEYOND LLC   | DPH2020-0094POS01 | Case Mgmt for Pregnant Women         | N           | \$0                 | \$72,520           | \$63,000        | \$135,520           | 11/15/2019          | 6/30/2022            | \$261,520                        | \$198,520                    | \$63,000                              |
| Department of Public Health | BRISTOL HOSPITAL INC                     | 17DPH0062OO       | WIC Program                          | N           | \$0                 | \$803,065          | \$0             | \$803,065           | 10/1/2017           | 9/30/2022            | \$4,450,275                      | \$2,980,836                  | \$1,469,439                           |



| Agency                      | Supplier Name                               | Contract ID #     | Contract Description                          | Competitive | Payments     |              |            |               | Term                |                      |                                  |                              |                                       |
|-----------------------------|---|-------------------|---|-------------|--------------|--------------|------------|---------------|---------------------|----------------------|----------------------------------|------------------------------|---------------------------------------|
|                             |   |                   |   |             | General Fund | Federal Fund | Other Fund | Total FY 2021 | Contract Begin Date | Contract Expire Date | Cumulative Contract Total Amount | Cumulative Contract Payments | Cumulative Contract Balance Remaining |
| Department of Public Health | BRISTOL-BURLINGTON HEALTH DISTRICT          | DPH2020-0036POS01 | Preventive Health Services                    | N           | \$0          | \$9,524      | \$0        | \$9,524       | 10/1/2019           | 9/30/2022            | \$58,384                         | \$28,572                     | \$29,812                              |
| Department of Public Health | BRISTOL-BURLINGTON HEALTH DISTRICT          | DPH2021-0187POS   | Infectious Disease Program - COVID-19         | N           | \$0          | \$359,610    | \$0        | \$359,610     | 5/1/2021            | 8/31/2021            | \$719,221                        | \$359,610                    | \$359,611                             |
| Department of Public Health | CAPITOL REGION EDUCATION COUNCIL            | 17DPH006500       | School Based Health Centers                   | N           | \$69,310     | \$0          | \$0        | \$69,310      | 7/1/2017            | 6/30/2022            | \$346,549                        | \$277,239                    | \$69,310                              |
| Department of Public Health | CATHOLIC CHARITIES INC                      | DPH2019-0197POS01 | Family Wellness HS                            | N           | \$0          | \$67,528     | \$0        | \$67,528      | 5/30/2019           | 3/31/2024            | \$270,000                        | \$137,528                    | \$132,472                             |
| Department of Public Health | CENTRAL CONNECTICUT HEALTH DISTRICT         | DPH2020-0057POS01 | Preventive Health Services                    | N           | \$0          | \$12,008     | \$0        | \$12,008      | 10/1/2019           | 9/30/2022            | \$73,570                         | \$36,023                     | \$37,547                              |
| Department of Public Health | CHARTER OAK HEALTH CENTER INC               | DPH2019-0192POS01 | Family Wellness HS                            | N           | \$0          | \$57,773     | \$0        | \$57,773      | 5/30/2019           | 3/31/2024            | \$375,000                        | \$173,144                    | \$201,856                             |
| Department of Public Health | CHATHAM HEALTH DISTRICT                     | DPH2020-0061POS01 | Preventive Health Services                    | N           | \$0          | \$15,679     | \$0        | \$15,679      | 10/1/2019           | 9/30/2022            | \$47,037                         | \$23,519                     | \$23,518                              |
| Department of Public Health | CHATHAM HEALTH DISTRICT                     | DPH2021-0142POS   | Infectious Disease Program - COVID-19         | N           | \$0          | \$31,627     | \$0        | \$31,627      | 5/1/2021            | 8/31/2021            | \$59,978                         | \$31,627                     | \$28,351                              |
| Department of Public Health | CHESPROCOTT HEALTH DIST                     | DPH2020-0065POS01 | Preventive Health Services                    | N           | \$0          | \$13,250     | \$0        | \$13,250      | 10/1/2019           | 9/30/2022            | \$40,611                         | \$19,875                     | \$20,736                              |
| Department of Public Health | CHESPROCOTT HEALTH DIST                     | DPH2021-0188POS   | Infectious Disease Program - COVID-19         | N           | \$0          | \$79,117     | \$0        | \$79,117      | 5/1/2021            | 8/31/2021            | \$158,233                        | \$79,117                     | \$79,117                              |
| Department of Public Health | CHILD AND FAMILY AGENCY OF SOUTHEASTERN     | 17DPH006300       | School Based Health Centers                   | N           | \$2,134,215  | \$20,000     | \$125,000  | \$2,279,215   | 7/1/2017            | 6/30/2022            | \$11,289,057                     | \$8,955,566                  | \$2,333,491                           |
| Department of Public Health | CIC HEALTH LLC                              | DPH2021-0099      | Infectious Diseases - COVID-19                | N           | \$0          | \$7,092,663  | \$0        | \$7,092,663   | 12/30/2020          | 6/30/2021            | \$8,581,042                      | \$7,092,663                  | \$1,488,379                           |
| Department of Public Health | CITY OF BRIDGEPORT                          | 17DPH000900       | STD/TB Prev & Treat                           | E           | \$0          | \$0          | \$85,601   | \$85,601      | 7/1/2017            | 6/30/2022            | \$419,505                        | \$333,904                    | \$85,601                              |
| Department of Public Health | CITY OF BRIDGEPORT                          | DPH2019-0170POS01 | Heart Dis & Stroke Prev Prgm                  | E           | \$0          | \$14,369     | \$0        | \$14,369      | 3/1/2019            | 9/30/2021            | \$210,000                        | \$89,709                     | \$120,291                             |
| Department of Public Health | CITY OF BRIDGEPORT                          | DPH2020-0068POS01 | Preventive Health Services                    | E           | \$0          | \$74,514     | \$0        | \$74,514      | 10/1/2019           | 9/30/2022            | \$151,745                        | \$74,514                     | \$77,231                              |
| Department of Public Health | CITY OF BRIDGEPORT                          | DPH2021-0139POS   | Infectious Disease Program - LHD COVID-19     | E           | \$0          | \$127,507    | \$0        | \$127,507     | 5/1/2021            | 8/31/2021            | \$510,028                        | \$127,507                    | \$382,521                             |
| Department of Public Health | CITY OF DANBURY                             | 17DPH001000       | TB Prev & Treatment Svcs                      | E           | \$0          | \$0          | \$25,000   | \$25,000      | 7/1/2017            | 6/30/2022            | \$125,000                        | \$100,000                    | \$25,000                              |
| Department of Public Health | CITY OF DANBURY                             | DPH2020-0043POS01 | Preventive Health Services                    | E           | \$0          | \$12,189     | \$0        | \$12,189      | 10/1/2019           | 9/30/2022            | \$74,624                         | \$36,567                     | \$38,057                              |
| Department of Public Health | CITY OF DANBURY                             | DPH2021-0148POS   | Infectious Disease Program - COVID-19         | E           | \$0          | \$473,042    | \$0        | \$473,042     | 5/1/2021            | 8/31/2021            | \$946,084                        | \$473,042                    | \$473,042                             |
| Department of Public Health | CITY OF HARTFORD                            | 17DPH001100       | STD Prev & Treatment Svcs                     | E           | \$32,305     | \$21,000     | \$117,000  | \$170,305     | 7/1/2017            | 6/30/2022            | \$1,274,615                      | \$1,046,861                  | \$227,754                             |
| Department of Public Health | CITY OF HARTFORD                            | 17DPH007000       | School Based Health Centers                   | E           | \$933,140    | \$125,000    | \$0        | \$1,058,140   | 7/1/2017            | 6/30/2022            | \$5,290,697                      | \$4,232,557                  | \$1,058,140                           |
| Department of Public Health | CITY OF HARTFORD                            | 18DPH006100       | WIC Program                                   | E           | \$0          | \$1,556,256  | \$0        | \$1,556,256   | 1/1/2018            | 9/30/2022            | \$6,406,295                      | \$4,291,457                  | \$2,114,838                           |
| Department of Public Health | CITY OF HARTFORD                            | DPH2019-0196POS01 | Family Wellness HS                            | E           | \$0          | \$90,644     | \$0        | \$90,644      | 5/30/2019           | 3/31/2024            | \$375,000                        | \$165,644                    | \$209,356                             |
| Department of Public Health | CITY OF HARTFORD                            | DPH2020-0052POS01 | Preventive Health Services                    | E           | \$0          | \$73,061     | \$0        | \$73,061      | 10/1/2019           | 9/30/2022            | \$146,121                        | \$73,061                     | \$73,060                              |
| Department of Public Health | CITY OF HARTFORD                            | DPH2021-0039POS   | Injury Prevention Svcs                        | E           | \$0          | \$148,471    | \$0        | \$148,471     | 10/1/2020           | 8/31/2022            | \$520,000                        | \$148,471                    | \$371,529                             |
| Department of Public Health | CITY OF HARTFORD                            | DPH2021-0069POS01 | Oral Health Program                           | E           | \$0          | \$10,416     | \$0        | \$10,416      | 12/1/2020           | 8/31/2023            | \$126,000                        | \$10,416                     | \$115,584                             |
| Department of Public Health | CITY OF MILFORD                             | DPH2020-0037POS01 | Preventive Health Services                    | E           | \$0          | \$6,736      | \$0        | \$6,736       | 10/1/2019           | 9/30/2022            | \$41,388                         | \$20,208                     | \$21,180                              |
| Department of Public Health | CITY OF MILFORD                             | DPH2021-0164POS   | Infectious Disease Program - ELC LHD COVID-19 | E           | \$0          | \$35,353     | \$0        | \$35,353      | 5/1/2021            | 8/31/2021            | \$70,705                         | \$35,353                     | \$35,353                              |
| Department of Public Health | CITY OF NEW HAVEN                           | 17DPH001400       | STD Prev & Treatment Svcs                     | E           | \$0          | \$0          | \$96,400   | \$96,400      | 7/1/2017            | 6/30/2022            | \$757,329                        | \$660,290                    | \$97,039                              |
| Department of Public Health | CITY OF NEW HAVEN                           | 17DPH007500       | School Based Health Centers                   | E           | \$1,211,006  | \$137,500    | \$0        | \$1,348,506   | 7/1/2017            | 6/30/2022            | \$6,722,968                      | \$5,378,374                  | \$1,344,594                           |
| Department of Public Health | CITY OF NEW HAVEN                           | DPH2020-0048POS01 | Preventive Health Services                    | E           | \$0          | \$47,544     | \$0        | \$47,544      | 10/1/2019           | 9/30/2022            | \$147,024                        | \$47,544                     | \$99,480                              |
| Department of Public Health | CITY OF NEW HAVEN                           | DPH2021-0004POS   | Immunization Program                          | E           | \$0          | \$86,787     | \$0        | \$86,787      | 7/1/2020            | 6/30/2024            | \$765,700                        | \$86,787                     | \$678,913                             |
| Department of Public Health | CITY OF NEW HAVEN                           | DPH2021-0072POS   | Oral Health Program                           | E           | \$0          | \$26,000     | \$0        | \$26,000      | 12/1/2020           | 8/31/2023            | \$126,000                        | \$26,000                     | \$100,000                             |
| Department of Public Health | CITY OF NEW HAVEN                           | DPH2021-0169POS   | Immunization - LHD COVID-19 Vaccination       | E           | \$0          | \$247,067    | \$0        | \$247,067     | 5/1/2021            | 8/31/2021            | \$988,270                        | \$247,067                    | \$741,203                             |
| Department of Public Health | CITY OF STAMFORD                            | 17DPH001600       | STD/TB Prev & Treat                           | E           | \$0          | \$0          | \$105,514  | \$105,514     | 7/1/2017            | 6/30/2022            | \$519,095                        | \$413,581                    | \$105,514                             |
| Department of Public Health | CITY OF STAMFORD                            | DPH2021-0179POS   | Infectious Disease Program - COVID-19         | E           | \$0          | \$921,360    | \$0        | \$921,360     | 5/1/2021            | 8/31/2021            | \$1,842,720                      | \$921,360                    | \$921,360                             |
| Department of Public Health | COMMUNITY HEALTH CENTER INC                 | 17DPH006400       | School Based Health Centers                   | N           | \$1,140,421  | \$0          | \$0        | \$1,140,421   | 7/1/2017            | 6/30/2022            | \$5,692,816                      | \$4,552,395                  | \$1,140,421                           |
| Department of Public Health | COMMUNITY HEALTH CENTER INC                 | 17DPH0122NN       | HIV/AIDS HealthCare Support                   | Y           | \$0          | \$0          | \$54,076   | \$54,076      | 4/1/2017            | 3/31/2022            | \$468,228                        | \$399,576                    | \$68,652                              |
| Department of Public Health | COMMUNITY HEALTH CENTER INC                 | DPH2019-0129      | HIV Prevention Services                       | Y           | \$0          | \$35,708     | \$60,523   | \$96,231      | 1/1/2019            | 12/31/2023           | \$603,434                        | \$227,857                    | \$375,577                             |
| Department of Public Health | COMMUNITY HEALTH CENTER INC                 | DPH2019-0199POS01 | Family Wellness HS                            | N           | \$0          | \$265,874    | \$0        | \$265,874     | 5/30/2019           | 3/31/2024            | \$1,125,000                      | \$528,374                    | \$596,626                             |
| Department of Public Health | COMMUNITY HEALTH CENTER INC                 | DPH2021-0022      | Oral Health Program                           | N           | \$0          | \$380,959    | \$0        | \$380,959     | 8/1/2020            | 8/31/2023            | \$879,925                        | \$380,959                    | \$498,966                             |
| Department of Public Health | COMMUNITY HEALTH CENTER INC                 | DPH2021-0127POS   | IMMUNIZATION - COVID-19                       | N           | \$0          | \$14,461,011 | \$0        | \$14,461,011  | 1/1/2021            | 6/30/2021            | \$18,300,000                     | \$14,461,011                 | \$3,838,989                           |
| Department of Public Health | COMMUNITY HEALTH SERVICES INC               | 17DPH0115NN       | HIV/AIDS HealthCare Support                   | Y           | \$0          | \$0          | \$34,327   | \$34,327      | 4/1/2017            | 3/31/2022            | \$339,615                        | \$295,569                    | \$44,046                              |
| Department of Public Health | COMMUNITY HEALTH SERVICES INC               | DPH2019-0198POS01 | Family Wellness HS                            | N           | \$0          | \$84,334     | \$0        | \$84,334      | 5/30/2019           | 3/31/2024            | \$375,000                        | \$174,334                    | \$200,666                             |
| Department of Public Health | COMMUNITY RENEWAL TEAM INC                  | 17DPH0118NN       | HIV/AIDS HealthCare Support                   | Y           | \$0          | \$14,033     | \$43,661   | \$57,694      | 4/1/2017            | 3/31/2022            | \$431,219                        | \$325,035                    | \$106,184                             |
| Department of Public Health | CONNECTICUT ALLIANCE TO END SEXUAL VIOLENCE | 17DPH002000       | Rape Crisis & Prev Svcs                       | N           | \$548,128    | \$508,094    | \$173,135  | \$1,229,358   | 7/1/2017            | 6/30/2022            | \$6,047,410                      | \$4,632,061                  | \$1,415,349                           |
| Department of Public Health | CONNECTICUT CHILDRENS MEDICAL CENTER        | 19DPH0013POS01    | Newborn Screening                             | N           | \$0          | \$36,968     | \$612,683  | \$649,651     | 7/1/2018            | 6/30/2022            | \$2,471,182                      | \$1,872,005                  | \$599,177                             |
| Department of Public Health | CONNECTICUT CHILDRENS MEDICAL CENTER        | DPH2019-0053      | Lead Poisoning Prev & Contrl                  | N           | \$0          | \$0          | \$134,229  | \$134,229     | 7/1/2018            | 6/30/2021            | \$404,481                        | \$404,481                    | \$0                                   |



| Agency                      | Supplier Name                          | Contract ID #     | Contract Description                       | Competitive | Payments     |               |              |               | Term                |                      |                                  |                              |                                       |
|-----------------------------|--|-------------------|--|-------------|--------------|---------------|--------------|---------------|---------------------|----------------------|----------------------------------|------------------------------|---------------------------------------|
|                             |  |                   |  |             | General Fund | Federal Fund  | Other Fund   | Total FY 2021 | Contract Begin Date | Contract Expire Date | Cumulative Contract Total Amount | Cumulative Contract Payments | Cumulative Contract Balance Remaining |
| Department of Public Health | CONNECTICUT CHILDRENS MEDICAL CENTER   | DPH2019-0139POS01 | HIV Prevention Services                    | Y           | \$0          | \$0           | \$75,000     | \$75,000      | 12/19/2018          | 12/31/2021           | \$300,000                        | \$237,500                    | \$62,500                              |
| Department of Public Health | CONNECTICUT FAMILY SUPPORT NETWORK INC | 17DPH0128NN       | Early Hearing Detect/Interven              | Y           | \$0          | \$42,712      | \$0          | \$42,712      | 6/1/2017            | 3/31/2022            | \$319,000                        | \$259,378                    | \$59,622                              |
| Department of Public Health | CONNECTICUT INSTITUTE FOR COMMUNITIES  | 17DPH007600       | School Based Health Centers                | N           | \$631,137    | \$0           | \$0          | \$631,137     | 7/1/2017            | 6/30/2022            | \$3,149,417                      | \$2,518,280                  | \$631,137                             |
| Department of Public Health | CONNECTICUT INSTITUTE FOR COMMUNITIES  | 18DPH005700       | WIC Program                                | N           | \$0          | \$337,161     | \$0          | \$337,161     | 1/1/2018            | 9/30/2022            | \$1,703,839                      | \$1,174,264                  | \$529,575                             |
| Department of Public Health | CONNECTICUT RIVER AREA HEALTH DISTRICT | DPH2020-0040POS01 | Preventive Health Services                 | N           | \$0          | \$5,083       | \$0          | \$5,083       | 10/1/2019           | 9/30/2022            | \$30,498                         | \$15,249                     | \$15,249                              |
| Department of Public Health | CONSUMER WELLNESS SOLUTIONS INC        | DPH2019-0225POS   | Tobacco Cessation Svcs                     | Y           | \$0          | \$0           | \$224,038    | \$224,038     | 7/1/2019            | 6/30/2024            | \$1,124,850                      | \$324,146                    | \$800,704                             |
| Department of Public Health | CORNELL SCOTT-HILL HEALTH CORPORATION  | DPH2019-0130      | HIV Prevention Services                    | Y           | \$0          | \$20,352      | \$110,639    | \$130,991     | 1/1/2019            | 12/31/2023           | \$852,624                        | \$334,456                    | \$518,168                             |
| Department of Public Health | DAY KIMBALL HOSPITAL                   | DPH2019-0119POS01 | Cancer Integratd Hlth Screening            | N           | \$0          | \$62,503      | \$103,023    | \$165,526     | 1/1/2019            | 6/30/2023            | \$751,868                        | \$420,816                    | \$331,052                             |
| Department of Public Health | EAST SHORE DISTRICT HEALTH DEPT        | DPH2020-0029POS01 | Preventive Health Services                 | N           | \$0          | \$9,068       | \$0          | \$9,068       | 10/1/2019           | 9/30/2022            | \$54,405                         | \$27,203                     | \$27,202                              |
| Department of Public Health | EAST SHORE DISTRICT HEALTH DEPT        | DPH2021-0190POS   | Infectious Disease Program - COVID-19      | N           | \$0          | \$83,665      | \$0          | \$83,665      | 5/1/2021            | 8/31/2021            | \$167,330                        | \$83,665                     | \$83,665                              |
| Department of Public Health | EASTERN HIGHLANDS HEALTH DIST          | DPH2020-0054POS01 | Preventive Health Services                 | N           | \$0          | \$10,966      | \$0          | \$10,966      | 10/1/2019           | 9/30/2022            | \$67,208                         | \$32,898                     | \$34,310                              |
| Department of Public Health | EDADVANCE                              | DPH2020-0017POS   | Tobacco Cessation Svcs                     | N           | \$0          | \$14,498      | \$0          | \$14,498      | 8/22/2019           | 12/31/2020           | \$70,000                         | \$67,714                     | \$2,286                               |
| Department of Public Health | FAIR HAVEN COMMUNITY HEALTH CLINIC INC | 17DPH006700       | School Based Health Centers                | N           | \$55,532     | \$0           | \$0          | \$55,532      | 7/1/2017            | 6/30/2022            | \$277,155                        | \$221,583                    | \$55,572                              |
| Department of Public Health | FAIR HAVEN COMMUNITY HEALTH CLINIC INC | DPH2020-0142POS   | Infectious Diseases - COVID-19             | N           | \$0          | \$1,303,462   | \$0          | \$1,303,462   | 6/10/2020           | 6/30/2021            | \$1,692,350                      | \$1,303,462                  | \$388,888                             |
| Department of Public Health | FAMILY CENTERS INC                     | 17DPH008400       | School Based Health Centers                | N           | \$796,778    | \$0           | \$0          | \$796,778     | 7/1/2017            | 6/30/2022            | \$3,976,842                      | \$3,180,064                  | \$796,778                             |
| Department of Public Health | FAMILY CENTERS INC                     | 17DPH0111NN       | HIV/AIDS HealthCare Support                | Y           | \$0          | \$13,500      | \$133,985    | \$147,485     | 4/1/2017            | 3/31/2022            | \$1,174,227                      | \$1,039,472                  | \$134,755                             |
| Department of Public Health | FAMILY CENTERS INC                     | DPH2019-0131      | HIV Prevention Services                    | Y           | \$0          | \$30,135      | \$99,908     | \$130,043     | 1/1/2019            | 12/31/2023           | \$682,581                        | \$325,398                    | \$357,183                             |
| Department of Public Health | FARMINGTON VALLEY HEALTH DIST          | DPH2020-0070POS01 | Preventive Health Services                 | N           | \$0          | \$31,426      | \$0          | \$31,426      | 10/1/2019           | 9/30/2022            | \$81,255                         | \$31,426                     | \$49,829                              |
| Department of Public Health | FARMINGTON VALLEY HEALTH DIST          | DPH2021-0191POS   | Infectious Disease Program - COVID-19      | N           | \$0          | \$47,270      | \$0          | \$47,270      | 5/1/2021            | 8/31/2021            | \$94,540                         | \$47,270                     | \$47,270                              |
| Department of Public Health | GBAPP INC                              | DPH2019-0132      | HIV Prevention Services                    | Y           | \$0          | \$70,566      | \$244,651    | \$315,217     | 1/1/2019            | 12/31/2023           | \$1,646,085                      | \$812,854                    | \$833,231                             |
| Department of Public Health | GBAPP INC                              | DPH2020-0098      | HIV Prevention Services                    | Y           | \$0          | \$0           | \$8,333      | \$8,333       | 11/8/2019           | 3/31/2022            | \$50,000                         | \$16,666                     | \$33,334                              |
| Department of Public Health | GENERATIONS FAMILY HEALTH CENTER INC   | 17DPH006800       | School Based Health Centers                | N           | \$110,984    | \$0           | \$0          | \$110,984     | 7/1/2017            | 6/30/2022            | \$553,885                        | \$442,901                    | \$110,984                             |
| Department of Public Health | GENESYS DIAGNOSTICS INC                | DPH2021-0054      | Infectious Diseases - COVID-19             | N           | \$0          | \$1,355,648   | \$0          | \$1,355,648   | 9/1/2020            | 10/31/2020           | \$3,085,312                      | \$1,355,648                  | \$1,729,664                           |
| Department of Public Health | GREATER HARTFORD HARM REDUCTION        | DPH2019-0148      | HIV Prevention Services                    | Y           | \$0          | \$45,659      | \$103,559    | \$149,218     | 1/1/2019            | 12/31/2021           | \$414,237                        | \$345,747                    | \$68,490                              |
| Department of Public Health | GRIFFIN HOSPITAL                       | 17DPH006900       | School Based Health Centers                | N           | \$107,076    | \$0           | \$0          | \$107,076     | 7/1/2017            | 6/30/2022            | \$534,317                        | \$427,241                    | \$107,076                             |
| Department of Public Health | GRIFFIN HOSPITAL                       | DPH2020-0139POS01 | Infectious Diseases - COVID-19             | N           | \$0          | \$113,680,307 | \$0          | \$113,680,307 | 6/8/2020            | 6/30/2021            | \$137,669,938                    | \$113,680,307                | \$23,989,631                          |
| Department of Public Health | GRIFFIN HOSPITAL                       | DPH2021-0135POS   | Infectious Diseases - COVID-19 Vaccination | N           | \$0          | \$745,258     | \$0          | \$745,258     | 4/1/2021            | 8/31/2021            | \$7,584,355                      | \$745,258                    | \$6,839,097                           |
| Department of Public Health | HARTFORD GAY AND LESBIAN HEALTH        | 17DPH0121NN       | HIV/AIDS HealthCare Support                | Y           | \$0          | \$26,189      | \$85,455     | \$111,644     | 4/1/2017            | 3/31/2022            | \$929,486                        | \$819,891                    | \$109,595                             |
| Department of Public Health | HARTFORD GAY AND LESBIAN HEALTH        | DPH2019-0133      | HIV Prevention Services                    | Y           | \$0          | \$23,238      | \$195,594    | \$218,832     | 1/1/2019            | 12/31/2023           | \$1,320,289                      | \$620,425                    | \$699,864                             |
| Department of Public Health | HARTFORD HEALTHCARE CORPORATION        | DPH2019-0118POS01 | Cancer Integratd Hlth Screening            | N           | \$0          | \$249,908     | \$442,710    | \$692,618     | 1/1/2019            | 6/30/2023            | \$3,206,781                      | \$1,821,545                  | \$1,385,236                           |
| Department of Public Health | HARTFORD HEALTHCARE CORPORATION        | DPH2020-0145POS   | Infectious Diseases - COVID-19             | N           | \$0          | \$841,502     | \$0          | \$841,502     | 6/10/2020           | 8/31/2020            | \$1,385,570                      | \$841,502                    | \$544,068                             |
| Department of Public Health | HARTFORD HEALTHCARE CORPORATION        | DPH2021-0056      | Infectious Diseases - COVID-19             | N           | \$0          | \$2,742,731   | \$0          | \$2,742,731   | 9/1/2020            | 6/30/2021            | \$4,437,353                      | \$2,742,731                  | \$1,694,622                           |
| Department of Public Health | HISPANIC HEALTH COUNCIL INC            | DPH2019-0194POS01 | Family Wellness HS                         | N           | \$0          | \$57,500      | \$0          | \$57,500      | 5/30/2019           | 3/31/2024            | \$375,000                        | \$162,500                    | \$212,500                             |
| Department of Public Health | HISPANIC HEALTH COUNCIL INC            | DPH2020-0007POS   | Immunization Program                       | N           | \$0          | \$73,626      | \$0          | \$73,626      | 8/1/2019            | 6/30/2020            | \$120,576                        | \$120,576                    | \$0                                   |
| Department of Public Health | HISPANIC HEALTH COUNCIL INC            | DPH2020-0090POS   | WIC Program                                | N           | \$0          | \$37,002      | \$0          | \$37,002      | 11/8/2019           | 9/30/2020            | \$100,000                        | \$55,184                     | \$44,816                              |
| Department of Public Health | HISPANIC HEALTH COUNCIL INC            | DPH2021-0010POS   | Immunization Program                       | N           | \$0          | \$189,007     | \$0          | \$189,007     | 7/1/2020            | 6/30/2024            | \$1,138,130                      | \$189,007                    | \$949,123                             |
| Department of Public Health | HOSPITAL OF CENTRAL CONNECTICUT        | DPH2020-0093POS01 | Family Planning Services                   | N           | \$0          | \$102,573     | \$100,589    | \$203,162     | 11/15/2019          | 9/30/2022            | \$677,628                        | \$248,337                    | \$429,291                             |
| Department of Public Health | HUMAN RESOURCES AGENCY OF              | 17DPH0119NN       | HIV/AIDS HealthCare Support                | Y           | \$0          | \$58,074      | \$40,939     | \$99,013      | 4/1/2017            | 3/31/2022            | \$926,872                        | \$771,687                    | \$155,185                             |
| Department of Public Health | HUMAN SERVICES COUNCIL INC             | 17DPH007100       | School Based Health Centers                | N           | \$263,921    | \$0           | \$0          | \$263,921     | 7/1/2017            | 6/30/2022            | \$1,354,245                      | \$1,088,628                  | \$265,617                             |
| Department of Public Health | INTERCOMMUNITY INC                     | DPH2019-0146      | HIV Prevention Services                    | Y           | \$0          | \$25,795      | \$75,000     | \$100,795     | 1/1/2019            | 12/31/2021           | \$300,000                        | \$238,295                    | \$61,705                              |
| Department of Public Health | IRIS                                   | 17DPH004800       | TB Prev & Treatment Svcs                   | N           | \$0          | \$8,000       | \$0          | \$8,000       | 8/15/2017           | 8/14/2020            | \$72,000                         | \$72,000                     | \$0                                   |
| Department of Public Health | LATINO COMMUNITY SERVICES INC          | 17DPH0107NN       | HIV/AIDS HealthCare Support                | Y           | \$0          | \$48,524      | \$40,110     | \$88,634      | 4/1/2017            | 3/31/2022            | \$75,933                         | \$594,861                    | \$181,072                             |
| Department of Public Health | LEDGE LIGHT HEALTH DIST                | DPH2020-0058POS01 | Preventive Health Services                 | N           | \$0          | \$64,358      | \$0          | \$64,358      | 10/1/2019           | 9/30/2022            | \$131,268                        | \$64,358                     | \$66,910                              |
| Department of Public Health | LEDGE LIGHT HEALTH DIST                | DPH2021-0007POS   | Immunization Program                       | N           | \$0          | \$65,329      | \$0          | \$65,329      | 7/1/2020            | 6/30/2024            | \$413,215                        | \$65,329                     | \$347,886                             |
| Department of Public Health | LEDGE LIGHT HEALTH DIST                | DPH2021-0038POS   | Injury Prevention Svcs                     | Y           | \$0          | \$104,337     | \$0          | \$104,337     | 10/1/2020           | 8/31/2022            | \$400,000                        | \$104,337                    | \$295,663                             |
| Department of Public Health | LEDGE LIGHT HEALTH DIST                | DPH2021-0192POS   | Infectious Disease Program - COVID-19      | N           | \$0          | \$144,100     | \$0          | \$144,100     | 5/1/2021            | 8/31/2021            | \$288,199                        | \$144,100                    | \$144,100                             |
| Department of Public Health | LIFEBRIDGE COMMUNITY SERVICES INC      | 17DPH0106NN       | HIV/AIDS HealthCare Support                | Y           | \$0          | \$52,656      | \$80,536     | \$133,192     | 4/1/2017            | 3/31/2022            | \$1,154,330                      | \$1,020,803                  | \$133,527                             |
| Department of Public Health | MAGELLAN RX MANAGEMENT LLC             | DPH2019-0004POS01 | CADAP                                      | N           | \$0          | \$14,706,024  | \$19,415,283 | \$34,121,307  | 7/1/2018            | 3/31/2023            | \$145,985,184                    | \$74,185,777                 | \$71,799,407                          |
| Department of Public Health | MERIDEN TOWN TREASURER                 | 17DPH006000       | WIC Program                                | E           | \$0          | \$745,156     | \$0          | \$745,156     | 10/1/2017           | 9/30/2022            | \$4,255,118                      | \$3,028,814                  | \$1,226,304                           |



| Agency                      | Supplier Name                            | Contract ID #     | Contract Description                  | Competitive | Payments     |              |            |               | Term                |                      |                                  |                              |                                       |
|-----------------------------|--|-------------------|---------------------------------------|-------------|--------------|--------------|------------|---------------|---------------------|----------------------|----------------------------------|------------------------------|---------------------------------------|
|                             |  |                   |                                       |             | General Fund | Federal Fund | Other Fund | Total FY 2021 | Contract Begin Date | Contract Expire Date | Cumulative Contract Total Amount | Cumulative Contract Payments | Cumulative Contract Balance Remaining |
| Department of Public Health | MERIDEN TOWN TREASURER                   | DPH2020-0069POS01 | Preventive Health Services            | E           | \$0          | \$8,431      | \$0        | \$8,431       | 10/1/2019           | 9/30/2022            | \$50,586                         | \$25,293                     | \$25,293                              |
| Department of Public Health | MERIDEN TOWN TREASURER                   | DPH2021-0162POS   | Infectious Disease Program - COVID-19 | E           | \$0          | \$80,207     | \$0        | \$80,207      | 5/1/2021            | 8/31/2021            | \$320,826                        | \$80,207                     | \$240,620                             |
| Department of Public Health | MID FAIRFIELD AIDS PROJECT INC           | 17DPH0117NN       | HIV/AIDS HealthCare Support           | Y           | \$53,110     | \$55,729     | \$108,838  | \$108,838     | 4/1/2017            | 3/31/2022            | \$642,696                        | \$569,233                    | \$73,463                              |
| Department of Public Health | NAUGATUCK VALLEY HEALTH DISTRICT         | DPH2020-0030POS01 | Preventive Health Services            | N           | \$0          | \$17,178     | \$0        | \$17,178      | 10/1/2019           | 9/30/2022            | \$103,065                        | \$51,533                     | \$51,532                              |
| Department of Public Health | NAUGATUCK VALLEY HEALTH DISTRICT         | DPH2021-0008POS   | Immunization Program                  | N           | \$0          | \$49,731     | \$0        | \$49,731      | 7/1/2020            | 6/30/2024            | \$354,668                        | \$49,731                     | \$304,937                             |
| Department of Public Health | NEW BRITAIN CITY TREASURER               | 16DPH0065MM       | Immunization Program                  | E           | \$0          | \$6,490      | \$0        | \$6,490       | 1/1/2016            | 6/30/2020            | \$397,792                        | \$397,792                    | \$0                                   |
| Department of Public Health | NEW BRITAIN CITY TREASURER               | 17DPH001300       | STD/TB Prev & Treat                   | E           | \$0          | \$0          | \$17,627   | \$17,627      | 7/1/2017            | 6/30/2022            | \$83,240                         | \$65,613                     | \$17,627                              |
| Department of Public Health | NEW BRITAIN CITY TREASURER               | DPH2021-0003POS   | Immunization Program                  | E           | \$0          | \$69,048     | \$0        | \$69,048      | 7/1/2020            | 6/30/2024            | \$791,614                        | \$69,048                     | \$722,566                             |
| Department of Public Health | NEW BRITAIN CITY TREASURER               | DPH2021-0034POS   | Injury Prevention Svcs                | E           | \$0          | \$197,284    | \$0        | \$197,284     | 10/1/2020           | 8/31/2022            | \$520,000                        | \$197,284                    | \$322,716                             |
| Department of Public Health | NEW BRITAIN CITY TREASURER               | DPH2021-0166POS   | Infectious Disease Program - COVID-19 | E           | \$0          | \$369,112    | \$0        | \$369,112     | 5/1/2021            | 8/31/2021            | \$738,223                        | \$369,112                    | \$369,112                             |
| Department of Public Health | NEWTOWN HEALTH DISTRICT                  | DPH2020-0047POS01 | Preventive Health Services            | E           | \$0          | \$11,524     | \$0        | \$11,524      | 10/1/2019           | 9/30/2022            | \$23,521                         | \$11,524                     | \$11,997                              |
| Department of Public Health | NORTH CENTRAL DISTRICT HEALTH DEPARTMENT | DPH2020-0055POS01 | Preventive Health Services            | N           | \$0          | \$68,700     | \$0        | \$68,700      | 10/1/2019           | 9/30/2022            | \$140,582                        | \$68,700                     | \$71,882                              |
| Department of Public Health | NORTH CENTRAL DISTRICT HEALTH DEPARTMENT | DPH2021-0195POS   | Infectious Disease Program - COVID-19 | N           | \$0          | \$133,288    | \$0        | \$133,288     | 5/1/2021            | 8/31/2021            | \$266,577                        | \$133,288                    | \$133,289                             |
| Department of Public Health | NORTHEAST DISTRICT DEPT OF HEALTH        | 2021-0196POS      | Infectious Disease Program - COVID-19 | N           | \$0          | \$166,980    | \$0        | \$166,980     | 5/1/2021            | 8/31/2021            | \$333,960                        | \$166,980                    | \$166,980                             |
| Department of Public Health | NORWALK TOWN TREASURER                   | 17DPH001500       | STD Prev & Treatment Svcs             | E           | \$0          | \$0          | \$42,000   | \$42,000      | 7/1/2017            | 6/30/2022            | \$497,915                        | \$455,915                    | \$42,000                              |
| Department of Public Health | NORWALK TOWN TREASURER                   | DPH2020-0060POS01 | Preventive Health Services            | E           | \$0          | \$11,112     | \$0        | \$11,112      | 10/1/2019           | 9/30/2022            | \$70,306                         | \$33,336                     | \$36,970                              |
| Department of Public Health | NORWALK TOWN TREASURER                   | DPH2021-0005POS   | Immunization Program                  | E           | \$0          | \$160,144    | \$0        | \$160,144     | 7/1/2020            | 6/30/2024            | \$804,473                        | \$160,144                    | \$644,329                             |
| Department of Public Health | NORWALK TOWN TREASURER                   | DPH2021-0171POS   | Epidemiology LHD COVID-19             | E           | \$0          | \$223,078    | \$0        | \$223,078     | 5/1/2021            | 8/31/2021            | \$446,156                        | \$223,078                    | \$223,078                             |
| Department of Public Health | OPTIMUS HEALTH CARE INC                  | 17DPH007700       | School Based Health Centers           | N           | \$1,075,104  | \$5,596      | \$0        | \$1,080,700   | 7/1/2017            | 6/30/2022            | \$5,398,275                      | \$4,317,575                  | \$1,080,700                           |
| Department of Public Health | OPTIMUS HEALTH CARE INC                  | 17DPH0105NN       | HIV/AIDS HealthCare Support           | Y           | \$0          | \$170,465    | \$52,319   | \$222,784     | 4/1/2017            | 3/31/2022            | \$1,931,397                      | \$1,673,314                  | \$258,283                             |
| Department of Public Health | OPTIMUS HEALTH CARE INC                  | 18DPH005500       | WIC Program                           | N           | \$0          | \$1,775,148  | \$0        | \$1,775,148   | 1/1/2018            | 9/30/2022            | \$9,040,530                      | \$6,227,914                  | \$2,812,616                           |
| Department of Public Health | PERCEPTION PROGRAMS INC                  | DPH2019-0134      | HIV Prevention Services               | Y           | \$0          | \$14,818     | \$87,461   | \$102,279     | 1/1/2019            | 12/31/2023           | \$663,620                        | \$306,318                    | \$357,302                             |
| Department of Public Health | PLANNED PARENTHOOD OF SOUTHERN           | 17DPH004000       | Family Planning Services              | N           | \$1,066,671  | \$18,497     | \$0        | \$1,085,168   | 10/1/2017           | 9/30/2022            | \$5,412,879                      | \$4,061,167                  | \$1,351,712                           |
| Department of Public Health | PLANNED PARENTHOOD OF SOUTHERN           | 17DPH00530P       | Family Health Services                | N           | \$0          | \$12,440     | \$0        | \$12,440      | 10/1/2017           | 9/29/2021            | \$492,919                        | \$435,189                    | \$57,730                              |
| Department of Public Health | PLANNED PARENTHOOD OF SOUTHERN           | 18DPH007000       | STD Prev & Treatment Svcs             | N           | \$0          | \$24,279     | \$0        | \$24,279      | 1/1/2018            | 12/31/2022           | \$97,115                         | \$67,981                     | \$29,134                              |
| Department of Public Health | PLANNED PARENTHOOD OF SOUTHERN           | DPH2019-0135      | HIV Prevention Services               | Y           | \$0          | \$18,071     | \$112,755  | \$130,826     | 1/1/2019            | 12/31/2023           | \$852,546                        | \$362,403                    | \$490,143                             |
| Department of Public Health | PLANNED PARENTHOOD OF SOUTHERN           | DPH2020-0022POS01 | Cancer Integrated Hlth Screening      | N           | \$0          | \$11,666     | \$0        | \$11,666      | 9/14/2019           | 6/30/2022            | \$115,000                        | \$56,666                     | \$58,334                              |
| Department of Public Health | PLANNED PARENTHOOD OF SOUTHERN           | DPH2021-0019POS01 | Injury Prevention Svcs                | N           | \$0          | \$108,559    | \$0        | \$108,559     | 9/1/2020            | 8/31/2022            | \$248,000                        | \$108,559                    | \$139,441                             |
| Department of Public Health | PLANNED PARENTHOOD OF SOUTHERN           | DPH2021-0033POS   | Rape Crisis & Prev Svcs               | N           | \$0          | \$37,500     | \$0        | \$37,500      | 10/1/2020           | 1/31/2022            | \$50,000                         | \$37,500                     | \$12,500                              |
| Department of Public Health | POMPERAUG DISTRICT DEPARTMENT OF HEALTH  | DPH2020-0041POS01 | Preventive Health Services            | N           | \$0          | \$5,279      | \$0        | \$5,279       | 10/1/2019           | 9/30/2022            | \$31,674                         | \$15,837                     | \$15,837                              |
| Department of Public Health | PROJECT ACCESS NEW HAVEN INC             | DPH2021-0025POS   | Community Health Center               | N           | \$169,401    | \$0          | \$0        | \$169,401     | 7/1/2020            | 6/30/2025            | \$847,005                        | \$169,401                    | \$677,604                             |
| Department of Public Health | PROSPECT ECHN INC                        | DPH2019-0121POS01 | Cancer Integratd Hlth Screening       | N           | \$0          | \$71,177     | \$75,121   | \$146,298     | 1/1/2019            | 6/30/2023            | \$658,341                        | \$365,745                    | \$292,596                             |
| Department of Public Health | PROSPECT ECHN INC                        | DPH2020-0140POS   | Infectious Diseases - COVID-19        | N           | \$0          | \$295,198    | \$0        | \$295,198     | 6/10/2020           | 8/31/2020            | \$469,577                        | \$295,198                    | \$174,379                             |
| Department of Public Health | PROSPECT WATERBURY INC                   | DPH2020-0138POS   | Infectious Diseases - COVID-19        | N           | \$0          | \$384,499    | \$0        | \$384,499     | 6/10/2020           | 8/31/2020            | \$548,475                        | \$384,499                    | \$163,976                             |
| Department of Public Health | QUINNIPIACK VALLEY HEALTH DISTRICT       | 17DPH007800       | School Based Health Centers           | N           | \$220,409    | \$0          | \$0        | \$220,409     | 7/1/2017            | 6/30/2022            | \$962,291                        | \$741,882                    | \$220,409                             |
| Department of Public Health | QUINNIPIACK VALLEY HEALTH DISTRICT       | 2021-0199POS      | Infectious Disease Program - COVID-19 | N           | \$0          | \$60,957     | \$0        | \$60,957      | 5/1/2021            | 8/31/2021            | \$121,913                        | \$60,957                     | \$60,957                              |
| Department of Public Health | QUINNIPIACK VALLEY HEALTH DISTRICT       | DPH2020-0031POS01 | Preventive Health Services            | N           | \$0          | \$12,723     | \$0        | \$12,723      | 10/1/2019           | 9/30/2022            | \$76,338                         | \$38,169                     | \$38,169                              |
| Department of Public Health | QUINNIPIACK VALLEY HEALTH DISTRICT       | DPH2021-0037POS   | Injury Prevention Svcs                | Y           | \$0          | \$159,438    | \$0        | \$159,438     | 10/1/2020           | 8/31/2022            | \$510,000                        | \$159,438                    | \$350,562                             |
| Department of Public Health | REGION DISTRICT 11 TREASURER             | 17DPH007900       | School Based Health Centers           | N           | \$54,746     | \$0          | \$0        | \$54,746      | 7/1/2017            | 6/30/2022            | \$273,731                        | \$205,254                    | \$68,477                              |
| Department of Public Health | SEMA4 GENOMICS                           | DPH2021-0053      | Infectious Diseases - COVID-19        | N           | \$0          | \$7,723,136  | \$0        | \$7,723,136   | 9/1/2020            | 12/30/2020           | \$8,426,528                      | \$7,723,136                  | \$703,392                             |
| Department of Public Health | SOUTHWEST COMMUNITY HEALTH CENTER INC    | DPH2019-0137      | HIV Prevention Services               | Y           | \$0          | \$12,521     | \$102,120  | \$114,641     | 1/1/2019            | 12/31/2023           | \$846,197                        | \$315,861                    | \$530,336                             |
| Department of Public Health | SOUTHWESTERN AHEC INC                    | 16DPH0062MM       | Immunization Program                  | N           | \$0          | \$33,485     | \$0        | \$33,485      | 1/1/2016            | 6/30/2020            | \$536,466                        | \$533,460                    | \$3,006                               |
| Department of Public Health | SOUTHWESTERN AHEC INC                    | DPH2021-0011POS   | Immunization Program                  | N           | \$0          | \$108,342    | \$0        | \$108,342     | 7/1/2020            | 6/30/2024            | \$924,713                        | \$108,342                    | \$816,371                             |
| Department of Public Health | ST FRANCIS HOSPITAL & MEDICAL CENTER     | 18DPH0002PP       | Child Sexual Abuse                    | N           | \$0          | \$0          | \$114,106  | \$114,106     | 7/1/2018            | 6/30/2023            | \$571,649                        | \$344,556                    | \$227,093                             |
| Department of Public Health | ST FRANCIS HOSPITAL & MEDICAL CENTER     | DPH2019-0122POS01 | Cancer Integratd Hlth Screening       | N           | \$0          | \$208,386    | \$261,970  | \$470,356     | 1/1/2019            | 6/30/2023            | \$2,116,602                      | \$1,175,889                  | \$940,713                             |
| Department of Public Health | ST FRANCIS HOSPITAL & MEDICAL CENTER     | DPH2019-0193POS01 | Family Wellness HS                    | N           | \$0          | \$55,767     | \$0        | \$55,767      | 5/30/2019           | 3/31/2024            | \$375,000                        | \$174,471                    | \$200,529                             |
| Department of Public Health | STAMFORD HOSPITAL                        | DPH2020-0143POS   | Infectious Diseases - COVID-19        | N           | \$0          | \$4,117,848  | \$0        | \$4,117,848   | 6/10/2020           | 6/30/2021            | \$7,811,849                      | \$4,117,848                  | \$3,694,001                           |
| Department of Public Health | STAYWELL HEALTH CARE INC                 | 17DPH008000       | School Based Health Centers           | N           | \$258,017    | \$0          | \$0        | \$258,017     | 7/1/2017            | 6/30/2022            | \$1,287,675                      | \$1,029,658                  | \$258,017                             |
| Department of Public Health | STAYWELL HEALTH CARE INC                 | DPH2019-0138      | HIV Prevention Services               | Y           | \$0          | \$25,437     | \$75,165   | \$100,602     | 1/1/2019            | 12/31/2023           | \$602,276                        | \$229,917                    | \$372,359                             |
| Department of Public Health | STAYWELL HEALTH CARE INC                 | DPH2021-0021POS   | Community Health Center               | N           | \$245,477    | \$0          | \$0        | \$245,477     | 7/1/2020            | 6/30/2025            | \$1,227,385                      | \$245,477                    | \$981,908                             |
| Department of Public Health | STRATFORD TOWN TREASURER                 | 17DPH008100       | School Based Health Centers           | E           | \$146,404    | \$0          | \$0        | \$146,404     | 7/1/2017            | 6/30/2022            | \$732,021                        | \$585,617                    | \$146,404                             |
| Department of Public Health | STRATFORD TOWN TREASURER                 | DPH2020-0056POS01 | Preventive Health Services            | E           | \$0          | \$13,946     | \$0        | \$13,946      | 10/1/2019           | 9/30/2022            | \$42,676                         | \$13,946                     | \$28,730                              |



| Agency                      | Supplier Name                            | Contract ID #      | Contract Description                  | Competitive | Payments     |              |            |               | Term                |                      |                                  |                              |                                       |
|-----------------------------|--|--------------------|---------------------------------------|-------------|--------------|--------------|------------|---------------|---------------------|----------------------|----------------------------------|------------------------------|---------------------------------------|
|                             |  |                    |                                       |             | General Fund | Federal Fund | Other Fund | Total FY 2021 | Contract Begin Date | Contract Expire Date | Cumulative Contract Total Amount | Cumulative Contract Payments | Cumulative Contract Balance Remaining |
| Department of Public Health | STRATFORD TOWN TREASURER                 | DPH2021-0180POS    | Infectious Disease Program - COVID-19 | E           | \$0          | \$41,171     | \$0        | \$41,171      | 5/1/2021            | 8/31/2021            | \$82,342                         | \$41,171                     | \$41,171                              |
| Department of Public Health | THE ACCESS AGENCY INC                    | 18DPH0051OO        | WIC Program                           | N           | \$0          | \$432,398    | \$0        | \$432,398     | 1/1/2018            | 9/30/2022            | \$2,495,009                      | \$1,700,441                  | \$794,568                             |
| Department of Public Health | TORRINGTON AREA HEALTH DISTRICT          | 16DPH0060MM        | Immunization Program                  | N           | \$0          | \$6,578      | \$0        | \$6,578       | 1/1/2016            | 6/30/2020            | \$290,740                        | \$290,740                    | \$0                                   |
| Department of Public Health | TORRINGTON AREA HEALTH DISTRICT          | 18DPH0117OO        | WIC Program                           | N           | \$0          | \$176,331    | \$0        | \$176,331     | 5/1/2018            | 9/30/2022            | \$1,069,066                      | \$693,859                    | \$375,207                             |
| Department of Public Health | TORRINGTON AREA HEALTH DISTRICT          | DPH2020-0063POS01  | Preventive Health Services            | N           | \$0          | \$51,765     | \$0        | \$51,765      | 10/1/2019           | 9/30/2022            | \$103,530                        | \$51,765                     | \$51,765                              |
| Department of Public Health | TORRINGTON AREA HEALTH DISTRICT          | DPH2021-0009POS    | Immunization Program                  | N           | \$0          | \$56,018     | \$0        | \$56,018      | 7/1/2020            | 6/30/2024            | \$298,414                        | \$56,018                     | \$242,396                             |
| Department of Public Health | TORRINGTON AREA HEALTH DISTRICT          | DPH2021-0200POS    | Infectious Disease Program - COVID-19 | N           | \$0          | \$85,388     | \$0        | \$85,388      | 5/1/2021            | 8/31/2021            | \$170,776                        | \$85,388                     | \$85,388                              |
| Department of Public Health | TOWN OF BETHEL                           | DPH2020-0042POS01  | Preventive Health Services            | E           | \$0          | \$4,969      | \$0        | \$4,969       | 10/1/2019           | 9/30/2022            | \$14,313                         | \$9,641                      | \$4,672                               |
| Department of Public Health | TOWN OF BRANFORD                         | 17DPH0049OO        | School Based Health Centers           | E           | \$306,584    | \$0          | \$0        | \$306,584     | 7/1/2017            | 6/30/2022            | \$1,532,921                      | \$1,226,337                  | \$306,584                             |
| Department of Public Health | TOWN OF EAST HARTFORD                    | 17DPH0053OO        | WIC Program                           | E           | \$0          | \$729,363    | \$0        | \$729,363     | 10/1/2017           | 9/30/2022            | \$4,115,350                      | \$3,042,015                  | \$1,073,335                           |
| Department of Public Health | TOWN OF EAST HARTFORD                    | 18DPH0088OO        | School Based Health Centers           | E           | \$555,387    | \$0          | \$0        | \$555,387     | 4/16/2018           | 6/30/2022            | \$2,313,082                      | \$1,757,695                  | \$555,387                             |
| Department of Public Health | TOWN OF EAST HARTFORD                    | DPH2021-0151POS    | Infectious Disease Program - COVID-19 | E           | \$0          | \$21,224     | \$0        | \$21,224      | 5/1/2021            | 8/31/2021            | \$84,896                         | \$21,224                     | \$63,672                              |
| Department of Public Health | TOWN OF FAIRFIELD                        | DPH2020-0038POS01  | Preventive Health Services            | E           | \$0          | \$30,590     | \$0        | \$30,590      | 10/1/2019           | 9/30/2022            | \$46,889                         | \$30,590                     | \$16,299                              |
| Department of Public Health | TOWN OF GREENWICH                        | DPH2020-0032POS01  | Preventive Health Services            | E           | \$0          | \$8,084      | \$0        | \$8,084       | 10/1/2019           | 9/30/2022            | \$48,501                         | \$24,251                     | \$24,250                              |
| Department of Public Health | TOWN OF GUILFORD                         | DPH2020-0062POS01  | Preventive Health Services            | E           | \$0          | \$2,680      | \$0        | \$2,680       | 10/1/2019           | 9/30/2022            | \$16,080                         | \$8,040                      | \$8,040                               |
| Department of Public Health | TOWN OF MADISON                          | 17DPH0073OO        | School Based Health Centers           | E           | \$54,746     | \$0          | \$0        | \$54,746      | 7/1/2017            | 6/30/2022            | \$273,731                        | \$218,985                    | \$54,746                              |
| Department of Public Health | TOWN OF MIDDLETOWN                       | DPH2020-0035POS01  | Preventive Health Services            | E           | \$0          | \$6,606      | \$0        | \$6,606       | 10/1/2019           | 9/30/2022            | \$40,425                         | \$19,817                     | \$20,608                              |
| Department of Public Health | TOWN OF MIDDLETOWN                       | DPH2021-0163POS    | Infectious Disease Program - COVID-19 | E           | \$0          | \$57,760     | \$0        | \$57,760      | 5/1/2021            | 8/31/2021            | \$115,519                        | \$57,760                     | \$57,760                              |
| Department of Public Health | TOWN OF MONROE                           | DPH2020-0066POS01  | Preventive Health Services            | E           | \$0          | \$2,367      | \$0        | \$2,367       | 10/1/2019           | 9/30/2022            | \$14,483                         | \$7,101                      | \$7,382                               |
| Department of Public Health | TOWN OF SOUTH WINDSOR                    | DPH2021-0178POS    | Infectious Disease Program - COVID-19 | E           | \$0          | \$4,168      | \$0        | \$4,168       | 5/1/2021            | 8/31/2021            | \$16,672                         | \$4,168                      | \$12,504                              |
| Department of Public Health | TOWN OF WESTBROOK                        | DPH2020-0051POS01  | Preventive Health Services            | E           | \$0          | \$919        | \$0        | \$919         | 10/1/2019           | 9/30/2022            | \$10,525                         | \$7,657                      | \$2,868                               |
| Department of Public Health | TOWN OF WINDHAM                          | 17DPH0082OO        | School Based Health Centers           | E           | \$428,334    | \$0          | \$0        | \$428,334     | 7/1/2017            | 6/30/2022            | \$2,141,670                      | \$1,713,336                  | \$428,334                             |
| Department of Public Health | TOWN OF WINDSOR                          | DPH2020-0067POS01  | Preventive Health Services            | E           | \$0          | \$3,567      | \$0        | \$3,567       | 10/1/2019           | 9/30/2022            | \$21,852                         | \$10,701                     | \$11,151                              |
| Department of Public Health | TOWN OF WINDSOR                          | DPH2021-0186POS    | Infectious Disease Program - COVID-19 | E           | \$0          | \$8,246      | \$0        | \$8,246       | 5/1/2021            | 8/31/2021            | \$32,983                         | \$8,246                      | \$24,737                              |
| Department of Public Health | TRUMBULL TOWN TREASURER                  | DPH2020-0039POS01  | Preventive Health Services            | E           | \$0          | \$4,161      | \$0        | \$4,161       | 10/1/2019           | 9/30/2022            | \$25,449                         | \$12,483                     | \$12,966                              |
| Department of Public Health | TVCCA INC                                | 18DPH0054OO        | WIC Program                           | N           | \$0          | \$706,836    | \$0        | \$706,836     | 1/1/2018            | 9/30/2022            | \$3,602,770                      | \$2,540,547                  | \$1,062,223                           |
| Department of Public Health | UNCAS HEALTH DISTRICT                    | DPH2020-0034POS01  | Preventive Health Services            | N           | \$0          | \$13,903     | \$0        | \$13,903      | 10/1/2019           | 9/30/2022            | \$84,998                         | \$41,708                     | \$43,290                              |
| Department of Public Health | UNCAS HEALTH DISTRICT                    | DPH2021-0201POS    | Infectious Disease Program - COVID-19 | N           | \$0          | \$107,185    | \$0        | \$107,185     | 5/1/2021            | 8/31/2021            | \$214,369                        | \$107,185                    | \$107,185                             |
| Department of Public Health | UNITED WAY OF CONNECTICUT INC            | 17DPH0058OO        | Infoline-Info & Referral Svcs         | N           | \$0          | \$305,003    | \$0        | \$305,003     | 10/1/2017           | 9/30/2022            | \$1,534,717                      | \$1,153,464                  | \$381,253                             |
| Department of Public Health | UNITED WAY OF CONNECTICUT INC            | DPH2021-0124POS    | IMMUN Program                         | N           | \$0          | \$1,748,528  | \$0        | \$1,748,528   | 1/1/2021            | 12/31/2021           | \$7,301,917                      | \$1,748,528                  | \$5,553,389                           |
| Department of Public Health | URBAN LEAGUE OF GREATER HARTFORD INC     | DPH2019-0195POS01  | Family Wellness HS                    | N           | \$0          | \$53,667     | \$0        | \$53,667      | 5/30/2019           | 3/31/2024            | \$350,000                        | \$151,667                    | \$198,333                             |
| Department of Public Health | URGENT CARE MEDICAL ASSOCIATES LLC       | DPH2020-0146POS    | Infectious Diseases - COVID-19        | N           | \$0          | \$19,717,845 | \$0        | \$19,717,845  | 6/10/2020           | 5/31/2021            | \$23,573,071                     | \$19,717,845                 | \$3,855,226                           |
| Department of Public Health | WATERBURY TOWN TREASURER                 | 16DPH0059MM        | Immunization Program                  | E           | \$0          | \$4,763      | \$0        | \$4,763       | 1/1/2016            | 6/30/2020            | \$427,846                        | \$424,201                    | \$3,645                               |
| Department of Public Health | WATERBURY TOWN TREASURER                 | 18DPH0058OO        | WIC Program                           | E           | \$0          | \$999,642    | \$0        | \$999,642     | 1/1/2018            | 9/30/2022            | \$5,588,969                      | \$3,755,554                  | \$1,833,415                           |
| Department of Public Health | WATERBURY TOWN TREASURER                 | DPH2019-0140       | HIV Prevention Services               | E           | \$0          | \$14,702     | \$227,046  | \$241,748     | 1/1/2019            | 12/31/2021           | \$718,799                        | \$524,796                    | \$194,003                             |
| Department of Public Health | WATERBURY TOWN TREASURER                 | DPH2020-0033POS01  | Preventive Health Services            | E           | \$0          | \$39,002     | \$0        | \$39,002      | 10/1/2019           | 9/30/2022            | \$119,400                        | \$78,004                     | \$41,396                              |
| Department of Public Health | WATERBURY TOWN TREASURER                 | DPH2020-0131       | HIV/AIDS HealthCare Support           | E           | \$0          | \$0          | \$102,289  | \$102,289     | 4/1/2020            | 3/31/2022            | \$217,778                        | \$102,289                    | \$115,489                             |
| Department of Public Health | WATERBURY TOWN TREASURER                 | DPH2020-0132       | HIV/AIDS HealthCare Support           | E           | \$0          | \$0          | \$107,457  | \$107,457     | 4/1/2020            | 3/31/2022            | \$221,926                        | \$107,457                    | \$114,469                             |
| Department of Public Health | WATERBURY TOWN TREASURER                 | DPH2021-0006POS    | Immunization Program                  | E           | \$0          | \$68,516     | \$0        | \$68,516      | 7/1/2020            | 6/30/2024            | \$431,059                        | \$68,516                     | \$362,543                             |
| Department of Public Health | WATERBURY TOWN TREASURER                 | DPH2021-0028POS    | Injury Prevention Svcs                | E           | \$0          | \$205,715    | \$0        | \$205,715     | 9/1/2020            | 8/31/2022            | \$520,000                        | \$205,715                    | \$314,285                             |
| Department of Public Health | WATERBURY TOWN TREASURER                 | DPH2021-0144POS    | Infectious Disease Program - COVID-19 | E           | \$0          | \$678,157    | \$0        | \$678,157     | 5/1/2021            | 8/31/2021            | \$2,712,628                      | \$678,157                    | \$2,034,471                           |
| Department of Public Health | WEST HARTFORD-BLOOMFIELD HEALTH DISTRICT | DPH2020-0053POS01  | Preventive Health Services            | N           | \$0          | \$11,042     | \$0        | \$11,042      | 10/1/2019           | 9/30/2022            | \$67,669                         | \$33,126                     | \$34,543                              |
| Department of Public Health | WEST HARTFORD-BLOOMFIELD HEALTH DISTRICT | DPH2021-0203POS    | Infectious Disease Program - COVID-19 | N           | \$0          | \$78,241     | \$0        | \$78,241      | 5/1/2021            | 8/31/2021            | \$156,481                        | \$78,241                     | \$78,241                              |
| Department of Public Health | WEST HAVEN TOWN TREASURER                | 16DPH0058MM        | Immunization Program                  | E           | \$0          | \$23,443     | \$0        | \$23,443      | 1/1/2016            | 6/30/2020            | \$284,904                        | \$274,835                    | \$10,069                              |
| Department of Public Health | WESTERN CONNECTICUT HEALTH NETWORK INC   | DPH 2019-0120POS01 | Cancer Integratd Hlth Screening       | N           | \$0          | \$28,326     | \$327,711  | \$356,037     | 1/1/2019            | 6/30/2023            | \$2,187,855                      | \$1,050,321                  | \$1,137,534                           |
| Department of Public Health | WHEELER CLINIC INC                       | DPH2020-0023POS01  | Injury Prevention Svcs                | N           | \$0          | \$40,000     | \$0        | \$40,000      | 10/1/2019           | 9/30/2022            | \$120,000                        | \$70,000                     | \$50,000                              |
| Department of Public Health | WILLIAM W BACKUS HOSPITAL                | 17DPH0018OO        | STD/TB Prev & Treat                   | N           | \$0          | \$0          | \$20,856   | \$20,856      | 7/1/2017            | 6/30/2022            | \$98,332                         | \$77,476                     | \$20,856                              |
| Department of Public Health | WINDHAM REGIONAL COMMUNITY COUNCIL INC   | 17DPH0126NN        | HIV/AIDS HealthCare Support           | Y           | \$0          | \$0          | \$124,003  | \$124,003     | 4/1/2017            | 3/31/2022            | \$782,590                        | \$617,306                    | \$165,284                             |
| Department of Public Health | YALE NEW HAVEN HEALTH SERVICES           | DPH2019-0117POS01  | Cancer Integratd Hlth Screening       | N           | \$0          | \$323,812    | \$564,858  | \$888,670     | 1/1/2019            | 6/30/2023            | \$4,649,490                      | \$2,221,675                  | \$2,427,815                           |
| Department of Public Health | YALE NEW HAVEN HEALTH SERVICES           | DPH2020-0137POS    | Infectious Diseases - COVID-19        | N           | \$0          | \$4,558,040  | \$0        | \$4,558,040   | 6/8/2020            | 12/30/2020           | \$5,338,250                      | \$4,558,040                  | \$780,210                             |





| Agency                        | Supplier Name                            | Contract ID #  | Contract Description   | Competitive | Payments            |                      |                     |                      | Term                |                      |                                    |                                |   |
|-------------------------------|--|----------------|--|-------------|---------------------|----------------------|---------------------|----------------------|---------------------|----------------------|------------------------------------|--------------------------------|---|
|                               |  |                |  |             | General Fund        | Federal Fund         | Other Fund 2        | Total FY 2021 3      | Contract Begin Date | Contract Expire Date | Cumulative Contract Total Amount 4 | Cumulative Contract Payments 5 | Cumulative Contract Balance Remaining 6 |
| Department of Public Health   | YALE NEW HAVEN HOSPITAL                  | 17DPH005200    | WIC Program  | N           | \$0                 | \$1,573,708          | \$0                 | \$1,573,708          | 10/1/2017           | 9/30/2022            | \$8,805,820                        | \$6,494,720                    | \$2,311,100                             |
| Department of Public Health   | YALE NEW HAVEN HOSPITAL                  | DPH2019-0054   | Lead Poisoning Prev & Contrl   | N           | \$0                 | \$134,229            | \$134,229           | \$134,229            | 7/1/2018            | 6/30/2023            | \$674,508                          | \$404,368                      | \$270,140                               |
| Department of Public Health   | YALE NEW HAVEN HOSPITAL                  | DPH2019-0141   | HIV Prevention Services  | Y           | \$0                 | \$9,870              | \$75,235            | \$85,105             | 1/1/2019            | 12/31/2023           | \$603,191                          | \$243,609                      | \$359,582                               |
| Department of Public Health   | YALE UNIVERSITY                          | 18DPH0001PP    | Child Sexual Abuse   | N           | \$0                 | \$0                  | \$114,106           | \$114,106            | 7/1/2018            | 6/30/2023            | \$571,813                          | \$343,601                      | \$228,212                               |
| Department of Public Health   | YALE UNIVERSITY                          | DPH2019-0142   | HIV Prevention Services  | Y           | \$0                 | \$21,410             | \$75,319            | \$96,729             | 1/1/2019            | 12/31/2023           | \$519,464                          | \$259,229                      | \$260,235                               |
| <b>Total</b>                  | <b>219</b>                               |                |  |             | <b>\$12,615,233</b> | <b>\$217,811,029</b> | <b>\$28,380,426</b> | <b>\$258,806,688</b> |                     |                      | <b>\$596,145,796</b>               | <b>\$396,887,767</b>           | <b>\$199,258,029</b>                    |
| Department of Social Services | ABILITY BEYOND DISABILITY INC            | 19DSS2201AC    | Persons with traumatic brain injury  | N           | \$175,479           | \$0                  | \$0                 | \$175,479            | 7/1/2019            | 6/30/2022            | \$526,437                          | \$350,958                      | \$175,479                               |
| Department of Social Services | ACCESS INDEPENDENCE INC                  | 12DSS7101HU    | Money Follows the Person   | N           | \$132,000           | \$0                  | \$0                 | \$132,000            | 7/1/2012            | 6/30/2022            | \$1,320,660                        | \$1,164,960                    | \$155,700                               |
| Department of Social Services | AGENCY ON AGING OF SOUTH CENTRAL         | 12DSS7101XK    | Money Follows the Person -   | N           | \$528,000           | \$0                  | \$0                 | \$528,000            | 7/1/2012            | 6/30/2022            | \$6,024,607                        | \$5,073,267                    | \$951,340                               |
| Department of Social Services | ALLIANCE FOR COMMUNITY EMPOWERMENT INC   | 18DSS4301AI    | Assist low-income households to pay for winter heating costs                           | N           | \$0                 | \$8,364,319          | \$0                 | \$8,364,319          | 10/1/2018           | 9/30/2023            | \$35,153,553                       | \$21,964,948                   | \$13,188,605                            |
| Department of Social Services | ALLIANCE FOR COMMUNITY EMPOWERMENT INC   | 19DSS1501AI    | CSBG Services in the Greater Bridgeport Area   | N           | \$336,808           | \$404,964            | \$0                 | \$741,772            | 10/1/2019           | 9/30/2022            | \$4,227,177                        | \$1,203,749                    | \$3,023,428                             |
| Department of Social Services | ALLIANCE FOR COMMUNITY EMPOWERMENT INC   | 19DSS1511AI    | CSBG Services for the Greater Norwalk Area   | N           | \$176,242           | \$99,376             | \$0                 | \$275,618            | 10/1/2019           | 9/30/2022            | \$1,455,138                        | \$505,827                      | \$949,311                               |
| Department of Social Services | ALLIANCE FOR COMMUNITY EMPOWERMENT INC   | 20DSS1501AI    | CSBG CARES Act   | N           | \$0                 | \$358,175            | \$0                 | \$358,175            | 3/27/2020           | 9/30/2022            | \$1,531,745                        | \$358,175                      | \$1,173,570                             |
| Department of Social Services | ALLIED COMMUNITY RESOURCES INC           | 18DSS7101AS    | Fiduciary Intermediary Services - 2018   | N           | \$5,556,561         | \$8,211,104          | \$0                 | \$13,767,665         | 7/1/2018            | 12/31/2021           | \$45,402,072                       | \$35,766,409                   | \$9,635,663                             |
| Department of Social Services | AUTISM SERVICES & RESOURCES CONNECTICUT  | 19DSS1203JC    | Autism Services-Peer Mentoring   | Y           | \$0                 | \$0                  | \$23,407            | \$23,407             | 5/1/2019            | 9/30/2020            | \$93,627                           | \$93,627                       | \$0                                     |
| Department of Social Services | BEACON HEALTH OPTIONS INC                | 11DSS1206AL    | Behavioral Health ASO - 2016   | Y           | \$8,887,782         | \$8,887,782          | \$0                 | \$17,775,564         | 1/1/2011            | 12/31/2021           | \$197,341,859                      | \$166,438,531                  | \$30,903,329                            |
| Department of Social Services | BRAIN INJURY ALLIANCE OF CONNECTICUT INC | 19DSS2201BZ    | advocates persons with traumatic brain injury  | N           | \$96,184            | \$0                  | \$80,000            | \$176,184            | 7/1/2019            | 6/30/2022            | \$528,552                          | \$352,368                      | \$176,184                               |
| Department of Social Services | BRIDGEPORT CARIBE YOUTH LEADERS          | 19DSS1303JI    | Hispanic clients social services supports  | N           | \$90,720            | \$0                  | \$0                 | \$90,720             | 9/1/2019            | 6/30/2021            | \$181,440                          | \$181,440                      | \$0                                     |
| Department of Social Services | CASA BORICUA DE MERIDEN INC              | 19DSS1302UE    | Hispanic clients social services supports  | N           | \$40,320            | \$0                  | \$0                 | \$40,320             | 7/1/2019            | 6/30/2021            | \$80,640                           | \$80,640                       | \$0                                     |
| Department of Social Services | CATHOLIC CHARITIES INC                   | 16DSS4801DD    | Refugee Assistance Services - 2017   | N           | \$0                 | \$123,355            | \$0                 | \$123,355            | 10/1/2016           | 9/30/2023            | \$1,819,079                        | \$1,173,618                    | \$645,461                               |
| Department of Social Services | CHARTER OAK HEALTH CENTER INC            | 19DSS1201DR    | Expand Clinic Hours until midnight with radiology services                             | N           | \$430,000           | \$0                  | \$0                 | \$430,000            | 2/15/2020           | 6/30/2023            | \$1,269,920                        | \$763,335                      | \$506,585                               |
| Department of Social Services | COMMUNITY ACTION AGENCY OF NEW HAVEN INC | 18DSS4301EP    | Assist low-income households to pay for winter heating costs.                          | N           | \$0                 | \$842,400            | \$0                 | \$842,400            | 10/1/2018           | 9/30/2023            | \$26,555,565                       | \$2,129,525                    | \$24,426,040                            |
| Department of Social Services | COMMUNITY ACTION AGENCY OF NEW HAVEN INC | 19DSS1501EP    | CSBG and HSI services  | N           | \$89,365            | \$1,180,339          | \$0                 | \$1,269,704          | 10/1/2019           | 9/30/2022            | \$3,843,384                        | \$2,235,785                    | \$1,607,599                             |
| Department of Social Services | COMMUNITY ACTION AGENCY OF NEW HAVEN INC | 20DSS1501EP    | CSBG CARES Act funding is to help prevent, prepare for, or respond to the Coronavirus. | N           | \$0                 | \$325,053            | \$0                 | \$325,053            | 3/27/2020           | 9/30/2022            | \$1,300,216                        | \$325,053                      | \$975,163                               |
| Department of Social Services | COMMUNITY HEALTH CENTER ASSOCIATION      | 13DSS3101GB    | Husky Health Eligibility   | N           | \$393,710           | \$0                  | \$0                 | \$393,710            | 7/1/2013            | 6/30/2024            | \$4,518,108                        | \$3,226,024                    | \$1,292,084                             |
| Department of Social Services | COMMUNITY HEALTH NETWORK OF CT INC       | 17DSS1202GQ    | Administrative Services Organization   | N           | \$37,183,086        | \$37,183,086         | \$0                 | \$74,366,171         | 1/1/2017            | 12/31/2021           | \$382,798,017                      | \$339,937,024                  | \$42,860,993                            |
| Department of Social Services | COMMUNITY RENEWAL TEAM INC               | 15DSS5401EW    | Emergency Shelters for Domestic Violence 2018  | N           | \$0                 | \$25,000             | \$0                 | \$25,000             | 7/1/2015            | 9/30/2020            | \$525,000                          | \$525,000                      | \$0                                     |
| Department of Social Services | COMMUNITY RENEWAL TEAM INC               | 18DSS4301EW    | Assist low-income households to pay for winter heating costs                           | N           | \$0                 | \$17,201,582         | \$0                 | \$17,201,582         | 10/1/2018           | 9/30/2023            | \$58,648,833                       | \$47,017,868                   | \$11,630,965                            |
| Department of Social Services | COMMUNITY RENEWAL TEAM INC               | 19DSS1501EW    | CBG Services for the Greater Hartford and Middlesex area                               | N           | \$708,805           | \$1,987,807          | \$0                 | \$2,696,612          | 10/1/2019           | 9/30/2022            | \$8,748,930                        | \$5,090,660                    | \$3,658,270                             |
| Department of Social Services | COMMUNITY RENEWAL TEAM INC               | 20DSS1501EW    | CSBG CARES Act funding is to help prevent, prepare for, or respond to the Coronavirus. | N           | \$0                 | \$253,646            | \$0                 | \$253,646            | 3/27/2020           | 9/30/2022            | \$2,536,465                        | \$253,646                      | \$2,282,819                             |
| Department of Social Services | COMMUNITY RENEWAL TEAM INC               | 20DSS5401EW    | Asian Families Domestic Violence Services  | N           | \$0                 | \$75,000             | \$0                 | \$75,000             | 10/1/2020           | 6/30/2023            | \$275,000                          | \$75,000                       | \$200,000                               |
| Department of Social Services | COMMUNITY RENEWAL TEAM INC               | 20DSS6101EW    | Community support for contact tracing  | Y           | \$1,815             | \$190,125            | \$0                 | \$191,940            | 8/25/2020           | 8/31/2021            | \$1,080,000                        | \$191,940                      | \$888,060                               |
| Department of Social Services | COMUNIDAD HISPANA DE WALLINGFORD INC     | 19DSS1303IN    | Hispanic clients social services supports  | N           | \$128,016           | \$0                  | \$0                 | \$128,016            | 7/1/2019            | 6/30/2021            | \$256,032                          | \$256,032                      | \$0                                     |
| Department of Social Services | CONDUENT STATE HEALTHCARE LLC            | 07DSS1101AF    | Husky and Charter Oak Enrollment Broker Services                                       | Y           | \$6,560,644         | \$0                  | \$0                 | \$6,560,644          | 2/1/2007            | 12/31/2021           | \$100,412,254                      | \$86,401,182                   | \$14,011,072                            |
| Department of Social Services | CONNECTICUT ASSOCIATION FOR COMMUNITY    | 18DSS5001FB    | Case Management Services   | N           | \$110,543           | \$1,568,446          | \$0                 | \$1,678,989          | 10/1/2018           | 9/30/2022            | \$5,470,270                        | \$5,015,643                    | \$454,628                               |
| Department of Social Services | CONNECTICUT ASSOCIATION FOR COMMUNITY    | 19DSS4701FB    | SNAP Outreach  | N           | \$0                 | \$223,210            | \$0                 | \$223,210            | 10/1/2019           | 10/31/2020           | \$401,645                          | \$223,210                      | \$178,435                               |
| Department of Social Services | CONNECTICUT ASSOCIATION FOR COMMUNITY    | 20DSS4701FB    | SNAP Outreach  | N           | \$0                 | \$85,055             | \$0                 | \$85,055             | 10/1/2020           | 9/30/2021            | \$393,219                          | \$85,055                       | \$308,164                               |
| Department of Social Services | CONNECTICUT CENTER FOR ARTS AND          | 18DSS4603EG    | Vocational training  | N           | \$367               | \$44,421             | \$0                 | \$44,789             | 10/1/2018           | 9/30/2022            | \$303,062                          | \$118,202                      | \$184,860                               |
| Department of Social Services | CONNECTICUT COALITION AGAINST DOMESTIC   | 15DSS5401FJREV | Emergency Shelters for Domestic Violence 2017  | N           | \$0                 | \$120,800            | \$0                 | \$120,800            | 6/1/2015            | 6/30/2023            | \$976,467                          | \$734,867                      | \$241,600                               |
| Department of Social Services | CONNECTICUT COALITION AGAINST DOMESTIC   | 19DSS5401FJ    | Emergency Shelters and other services for individuals and families                     | N           | \$5,091,065         | \$2,699,074          | \$232,701           | \$8,022,840          | 7/1/2019            | 6/30/2022            | \$21,627,693                       | \$14,984,900                   | \$6,642,793                             |
| Department of Social Services | CONNECTICUT COALITION AGAINST DOMESTIC   | 19DSS5411FJ    | Victims of domestic or family violence   | N           | \$197,984           | \$0                  | \$0                 | \$197,984            | 7/1/2019            | 6/30/2022            | \$593,952                          | \$395,968                      | \$197,984                               |
| Department of Social Services | CONNECTICUT COALITION OF MUTUAL          | 16DSS4801FK    | Refugee Assistance Services - 2017   | N           | \$0                 | \$50,731             | \$0                 | \$50,731             | 10/1/2016           | 9/30/2023            | \$484,624                          | \$267,355                      | \$217,269                               |
| Department of Social Services | CONNECTICUT COMMUNITY CARE INC           | 12DSS7101EL    | Money Follows the Person   | N           | \$1,832,026         | \$0                  | \$0                 | \$1,832,026          | 7/1/2012            | 6/30/2022            | \$15,520,219                       | \$12,632,547                   | \$2,887,672                             |
| Department of Social Services | CONNECTICUT COUNCIL OF FAMILY SERVICE    | 17DSS3301FQ    | Barrier Intervention Services - 2018   | Y           | \$1,600,000         | \$0                  | \$100,000           | \$1,700,000          | 7/1/2017            | 6/30/2021            | \$6,734,920                        | \$6,734,920                    | \$0                                     |
| Department of Social Services | CONNECTICUT FOOD BANK INC                | 14DSS4501FS    | Emergency Food Program - 2016  | N           | \$0                 | \$932,700            | \$0                 | \$932,700            | 10/1/2014           | 9/30/2021            | \$3,414,286                        | \$3,414,286                    | \$0                                     |
| Department of Social Services | CONNECTICUT FOOD BANK INC                | 15DSS4501FS    | Commodity Food Program - 2016  | N           | \$0                 | \$62,484             | \$0                 | \$62,484             | 2/1/2015            | 9/30/2022            | \$692,804                          | \$692,804                      | \$0                                     |
| Department of Social Services | CONNECTICUT FOOD BANK INC                | 16DSS4101FS    | Nutritional Supplemental Plan  | N           | \$660,772           | \$0                  | \$0                 | \$660,772            | 10/1/2016           | 6/30/2023            | \$4,434,444                        | \$3,112,900                    | \$1,321,544                             |



| Agency                        | Supplier Name  | Contract ID # | Contract Description  | Competitive | Payments     |              |            |               | Term                |                      |                                  |                              |                                       |
|-------------------------------|--|---------------|---|-------------|--------------|--------------|------------|---------------|---------------------|----------------------|----------------------------------|------------------------------|---------------------------------------|
|                               |  |               |   |             | General Fund | Federal Fund | Other Fund | Total FY 2021 | Contract Begin Date | Contract Expire Date | Cumulative Contract Total Amount | Cumulative Contract Payments | Cumulative Contract Balance Remaining |
| Department of Social Services | CONNECTICUT FOOD BANK INC  | 18DSS4501F5   | Receive, store and distribute USDA trade mitigation commodities   | N           | \$0          | \$385,000    | \$0        | \$385,000     | 10/1/2018           | 12/31/2020           | \$523,000                        | \$523,000                    | \$0                                   |
| Department of Social Services | CONNECTICUT FOOD BANK INC  | 20DSS4501F5   | Provide USDA commodities to low-income Connecticut residents  | N           | \$0          | \$300,000    | \$0        | \$300,000     | 3/27/2020           | 9/30/2021            | \$300,000                        | \$300,000                    | \$0                                   |
| Department of Social Services | CONNECTICUT INSTITUTE FOR REFUGEES AND CONNECTICUT JUNIOR REPUBLIC ASSOCIATION | 16DSS4801OB   | Case Management and Social Services to refugees. - 2017   | N           | \$0          | \$150,187    | \$0        | \$150,187     | 10/1/2016           | 9/30/2023            | \$1,357,834                      | \$738,981                    | \$618,854                             |
| Department of Social Services | CONNECTICUT LEGAL SERVICES INC   | 19DSS5701FY   | Teen Pregnancy Prevention Programming   | N           | \$234,000    | \$0          | \$0        | \$234,000     | 7/1/2019            | 6/30/2021            | \$468,000                        | \$468,000                    | \$0                                   |
| Department of Social Services | DENTAL BENEFIT MANAGEMENT INC  | 18DSS6602UF   | Dental ASO services   | Y           | \$3,676,000  | \$3,676,000  | \$0        | \$7,352,000   | 7/1/2020            | 6/30/2023            | \$26,869,966                     | \$7,352,000                  | \$19,517,966                          |
| Department of Social Services | DENTAL BENEFIT MANAGEMENT INC  | 20DSS6602UF   | Dental ASO services   | Y           | \$3,676,000  | \$3,676,000  | \$0        | \$7,352,000   | 7/1/2020            | 6/30/2023            | \$26,869,966                     | \$7,352,000                  | \$19,517,966                          |
| Department of Social Services | EASTCONN   | 19DSS5701IK   | Teen Pregnancy Prevention Programming   | N           | \$175,500    | \$0          | \$0        | \$175,500     | 7/1/2019            | 6/30/2021            | \$331,500                        | \$331,500                    | \$0                                   |
| Department of Social Services | EASTERN CT AREA AGENCY ON AGING  | 12DSS7101IR   | Money Follows the Person - 2013   | N           | \$198,000    | \$0          | \$0        | \$198,000     | 7/1/2012            | 6/30/2022            | \$1,942,204                      | \$1,546,566                  | \$395,638                             |
| Department of Social Services | END HUNGER CONNECTICUT INC   | 15DSS4101JF   | Nutrition Supplemental Program  | N           | \$43,916     | \$0          | \$0        | \$43,916      | 7/1/2015            | 6/30/2023            | \$361,525                        | \$270,333                    | \$91,192                              |
| Department of Social Services | END HUNGER CONNECTICUT INC   | 19DSS4701JF   | SNAP Outreach Program   | N           | \$0          | \$120,506    | \$0        | \$120,506     | 10/1/2019           | 9/30/2020            | \$360,825                        | \$220,272                    | \$140,552                             |
| Department of Social Services | END HUNGER CONNECTICUT INC   | 20DSS4701JF   | SNAP Outreach Program   | N           | \$0          | \$65,314     | \$0        | \$65,314      | 10/1/2020           | 9/30/2021            | \$521,683                        | \$65,314                     | \$456,370                             |
| Department of Social Services | FAMILY CENTERED SERVICES OF CT INC   | 19DSS5702QJ   | Teen Pregnancy Prevention Programming   | N           | \$234,000    | \$0          | \$0        | \$234,000     | 7/1/2019            | 6/30/2021            | \$468,000                        | \$468,000                    | \$0                                   |
| Department of Social Services | FOODSHARE INC  | 15DSS4501KL   | Commodity Food Program 2016   | N           | \$0          | \$42,516     | \$0        | \$42,516      | 2/1/2015            | 6/30/2021            | \$403,289                        | \$403,289                    | \$0                                   |
| Department of Social Services | FOODSHARE INC  | 16DSS4501KL   | Emergency Food Assistance - 2017  | N           | \$0          | \$458,121    | \$0        | \$458,121     | 10/1/2016           | 6/30/2021            | \$1,329,848                      | \$1,329,848                  | \$0                                   |
| Department of Social Services | FOODSHARE INC  | 18DSS4501KL   | To store and distribute TEFAP trade mitigation commodities  | N           | \$0          | \$118,000    | \$0        | \$118,000     | 10/1/2018           | 3/9/2021             | \$195,559                        | \$195,559                    | \$0                                   |
| Department of Social Services | FOODSHARE INC  | 20DSS4501KL   | Provide food to low-income CT residents   | N           | \$0          | \$477,000    | \$0        | \$477,000     | 3/27/2020           | 12/3/2020            | \$477,000                        | \$477,000                    | \$0                                   |
| Department of Social Services | GAYLORD FARMS REHABILITATION CENTER INC  | 19DSS2201KR   | Provides clients with acquired brain injury (ABI) with a transitional living center,  | N           | \$76,873     | \$0          | \$0        | \$76,873      | 7/1/2019            | 7/1/2022             | \$230,619                        | \$153,746                    | \$76,873                              |
| Department of Social Services | GILEAD COMMUNITY SERVICES INC  | 20DSS6103KH   | Community support for contact tracing   | Y           | \$1,741      | \$267,215    | \$0        | \$268,956     | 8/25/2020           | 8/31/2021            | \$1,000,000                      | \$268,956                    | \$731,044                             |
| Department of Social Services | GOODWIN UNIVERSITY INC   | 15DSS4602ZJ   | Job Readiness to SNAP recipients - 2016   | N           | \$0          | \$180,521    | \$0        | \$180,521     | 10/1/2015           | 9/30/2022            | \$2,941,248                      | \$1,346,640                  | \$1,594,608                           |
| Department of Social Services | GREATHER NEW BRITAIN TEEN  | 19DSS5701LH   | Teen Pregnancy Prevention Programming   | N           | \$156,000    | \$0          | \$0        | \$156,000     | 7/1/2019            | 6/30/2022            | \$468,000                        | \$312,000                    | \$156,000                             |
| Department of Social Services | GREATHER NEW HAVEN DISABILITY RIGHTS   | 13DSS7101LI   | Nursing Facility Transition Project 2015  | N           | \$404,300    | \$0          | \$0        | \$404,300     | 7/1/2013            | 6/30/2022            | \$3,564,370                      | \$3,097,290                  | \$467,080                             |
| Department of Social Services | HISPANIC COALITION OF GREATER WATERBURY  | 19DSS1303IM   | Hispanic Services   | N           | \$90,720     | \$0          | \$0        | \$90,720      | 7/1/2019            | 6/30/2021            | \$181,440                        | \$181,440                    | \$0                                   |
| Department of Social Services | HISPANIC HEALTH COUNCIL INC  | 18DSS4702LG   | Obesity prevention  | N           | \$0          | \$1,323,110  | \$0        | \$1,323,110   | 10/1/2018           | 9/30/2021            | \$3,909,483                      | \$3,581,203                  | \$328,280                             |
| Department of Social Services | HOSPITAL FOR SPECIAL CARE  | 18DSS7201NG   | Autism Spectrum Disorder Services for Children  | Y           | \$0          | \$0          | \$200,106  | \$200,106     | 2/1/2019            | 9/30/2020            | \$502,000                        | \$489,870                    | \$12,131                              |
| Department of Social Services | HUMAN RESOURCES AGENCY OF  | 18DSS4301NL   | To assist low-income households to pay for winter heating costs.  | N           | \$0          | \$4,459,073  | \$0        | \$4,459,073   | 10/1/2018           | 9/30/2023            | \$16,055,868                     | \$12,508,745                 | \$3,547,123                           |
| Department of Social Services | HUMAN RESOURCES AGENCY OF  | 19DSS1301NL   | Hispanic Services   | N           | \$40,320     | \$0          | \$0        | \$40,320      | 7/1/2019            | 6/30/2021            | \$80,640                         | \$80,640                     | \$0                                   |
| Department of Social Services | HUMAN RESOURCES AGENCY OF  | 19DSS1501NL   | CBG Services for the Greater New Britain and Bristol areas  | N           | \$250,776    | \$575,298    | \$0        | \$826,074     | 10/1/2019           | 9/30/2022            | \$2,718,141                      | \$1,583,253                  | \$1,134,888                           |
| Department of Social Services | HUMAN RESOURCES AGENCY OF  | 20DSS1501NL   | CSBG CARES Act funding is to help prevent, prepare for, or respond to the Coronavirus.  | N           | \$0          | \$326,685    | \$0        | \$326,685     | 3/27/2020           | 9/30/2022            | \$753,888                        | \$326,685                    | \$427,203                             |
| Department of Social Services | INDEPENDENCE NORTHWEST INC   | 12DSS7101DI   | Money Follows the Person  | N           | \$264,000    | \$0          | \$0        | \$264,000     | 7/1/2012            | 6/30/2022            | \$2,568,980                      | \$2,258,503                  | \$310,477                             |
| Department of Social Services | IRIS   | 16DSS4801JI   | Refugee Assistance Services - 2017  | N           | \$0          | \$694,175    | \$0        | \$694,175     | 10/1/2016           | 9/30/2023            | \$4,843,703                      | \$2,675,760                  | \$2,167,943                           |
| Department of Social Services | JEWISH FEDERATION ASSOCIATION OF   | 16DSS4801OJ   | Transition of Refugees 2016   | N           | \$0          | \$40,547     | \$0        | \$40,547      | 10/1/2016           | 9/30/2023            | \$419,372                        | \$233,919                    | \$185,453                             |
| Department of Social Services | JEWISH FEDERATION ASSOCIATION OF   | 19DSS4801OJ   | Citizenship Training  | N           | \$33,660     | \$0          | \$0        | \$33,660      | 7/1/2019            | 6/30/2021            | \$66,993                         | \$66,993                     | \$0                                   |
| Department of Social Services | JUNTA FOR PROGRESSIVE ACTION   | 19DSS1301OT   | Hispanic clients social services supports   | N           | \$167,405    | \$0          | \$0        | \$167,405     | 7/1/2019            | 6/30/2021            | \$362,880                        | \$348,845                    | \$14,035                              |
| Department of Social Services | NEW LONDON HOMELESS HOSPITALITY  | 19DSS4603JF   | Job search training to SNAP recipients not receiving TFA  | N           | \$0          | \$27,075     | \$0        | \$27,075      | 8/1/2019            | 9/30/2023            | \$141,804                        | \$35,075                     | \$106,729                             |
| Department of Social Services | NEW OPPORTUNITIES INC  | 17DSS1401TO   | Case Management Outreach Services - 2017  | N           | \$0          | \$50,000     | \$0        | \$50,000      | 7/1/2017            | 9/30/2021            | \$212,500                        | \$212,500                    | \$0                                   |
| Department of Social Services | NEW OPPORTUNITIES INC  | 18DSS4301TO   | Assist low-income households to pay for winter heating costs.   | N           | \$0          | \$7,692,293  | \$0        | \$7,692,293   | 10/1/2018           | 9/30/2023            | \$52,865,838                     | \$25,566,342                 | \$27,299,496                          |
| Department of Social Services | NEW OPPORTUNITIES INC  | 18DSS5001TO   | Pilot program with local hospitals to utilize separate patient assessment tools to address discharges plans of certain patients | N           | \$0          | \$17,215     | \$0        | \$17,215      | 4/1/2018            | 9/30/2022            | \$349,503                        | \$202,302                    | \$147,201                             |
| Department of Social Services | NEW OPPORTUNITIES INC  | 19DSS1501TO   | CSBG CARES Act funding is to help prevent, prepare for, or respond to the Coronavirus.  | N           | \$473,318    | \$1,114,516  | \$0        | \$1,587,834   | 10/1/2019           | 9/30/2022            | \$4,706,427                      | \$2,865,141                  | \$1,841,286                           |
| Department of Social Services | NEW OPPORTUNITIES INC  | 20DSS1501TO   | CSBG CARES Act funding is to help prevent, prepare for, or respond to the Coronavirus.  | N           | \$0          | \$575,668    | \$0        | \$575,668     | 3/27/2020           | 9/30/2022            | \$1,576,258                      | \$575,668                    | \$1,000,590                           |
| Department of Social Services | NEW OPPORTUNITIES INC  | 20DSS6101TO   | Community support for contact tracing for Covid-19  | Y           | \$0          | \$206,839    | \$0        | \$206,839     | 8/25/2020           | 8/31/2021            | \$300,000                        | \$206,839                    | \$93,161                              |
| Department of Social Services | OIC OF NEW LONDON INC  | 18DSS4611UM   | E&T Reimbursement Program   | N           | \$0          | \$88,794     | \$0        | \$88,794      | 10/1/2018           | 9/30/2023            | \$289,014                        | \$219,347                    | \$69,668                              |
| Department of Social Services | PERSON TO PERSON INC   | 19DSS6102LN   | assistance for basic needs to overcome daily challenges and access to resources to improve their lives.                         | N           | \$208,301    | \$0          | \$0        | \$208,301     | 9/1/2019            | 6/30/2023            | \$711,568                        | \$374,966                    | \$336,602                             |
| Department of Social Services | PLAINVILLE COMMUNITY FOOD PANTRY   | 17DSS4103GS   | Nutrition Supplement 2017   | N           | \$44,352     | \$0          | \$0        | \$44,352      | 1/1/2017            | 6/30/2023            | \$270,039                        | \$181,335                    | \$88,704                              |
| Department of Social Services | PLANNED PARENTHOOD OF SOUTHERN   | 18DSS5001VG   | family Planning Services  | N           | \$0          | \$866,864    | \$0        | \$866,864     | 10/1/2018           | 9/30/2022            | \$3,074,569                      | \$2,429,993                  | \$644,577                             |
| Department of Social Services | SOUTHWESTERN CONNECTICUT AGENCY ON AGING AND INDEPENDENT LIVING                | 12DSS7101XX   | Money Follows the Person - 2013   | N           | \$594,000    | \$0          | \$0        | \$594,000     | 7/1/2012            | 6/30/2022            | \$5,757,764                      | \$5,023,093                  | \$734,671                             |
| Department of Social Services | SOUTHWESTERN CONNECTICUT AGENCY ON AGING AND INDEPENDENT LIVING                | 20DSS6101XX   | Community support for Contact Tracing Covid-19 Region 1   | Y           | \$6,632      | \$164,503    | \$0        | \$171,135     | 8/25/2020           | 8/31/2021            | \$1,050,000                      | \$171,135                    | \$878,865                             |
| Department of Social Services | TEAM INC   | 18DSS4301ZG   | Assist low-income households to pay for winter heating costs.   | N           | \$0          | \$3,930,684  | \$0        | \$3,930,684   | 10/1/2018           | 9/30/2023            | \$19,713,298                     | \$9,716,994                  | \$9,996,304                           |





| Agency   | Supplier Name   | Contract ID #   | Contract Description  | Competitive | Payments            |                      |                  |                      | Term                |                      |                                  |                              |                                       |
|--|---|-----------------|---|-------------|---------------------|----------------------|------------------|----------------------|---------------------|----------------------|----------------------------------|------------------------------|---------------------------------------|
|  |   |                 |   |             | General Fund        | Federal Fund         | Other Fund       | Total FY 2021        | Contract Begin Date | Contract Expire Date | Cumulative Contract Total Amount | Cumulative Contract Payments | Cumulative Contract Balance Remaining |
| Department of Social Services                      | TEAM INC  | 19DSS1501ZG     | Case Management and Human Service Infrastructure (HSI) services   | N           | \$90,272            | \$242,551            | \$0              | \$332,823            | 10/1/2019           | 9/30/2022            | \$1,091,703                      | \$632,811                    | \$458,892                             |
| Department of Social Services                      | TEAM INC  | 20DSS1501ZG     | CSBG CARES Act funding is to help prevent, prepare for, or respond to the Coronavirus.  | N           | \$0                 | \$42,025             | \$0              | \$42,025             | 3/27/2020           | 9/30/2022            | \$366,474                        | \$42,025                     | \$324,449                             |
| Department of Social Services                      | THE ACCESS AGENCY INC   | 18DSS4301ZL     | Assist low-income households to pay for winter heating costs.   | N           | \$9,800             | \$6,056,812          | \$0              | \$6,066,612          | 10/1/2018           | 9/30/2023            | \$19,804,902                     | \$17,415,729                 | \$2,389,173                           |
| Department of Social Services                      | THE ACCESS AGENCY INC   | 19DSS1501ZL     | Case Management and Human Service Infrastructure (HSI) services   | N           | \$105,573           | \$498,008            | \$0              | \$603,581            | 10/1/2019           | 9/30/2022            | \$1,898,307                      | \$1,104,960                  | \$793,347                             |
| Department of Social Services                      | THE ACCESS AGENCY INC   | 20DSS1501ZL     | CSBG CARES Act funding is to help prevent, prepare for, or respond to the Coronavirus.  | N           | \$0                 | \$115,041            | \$0              | \$115,041            | 3/27/2020           | 9/30/2022            | \$694,519                        | \$115,041                    | \$579,478                             |
| Department of Social Services                      | THE COMMUNITY ACTION AGENCY OF WESTERN  | 18DSS4301ZO     | Assist low-income households to pay for winter heating costs  | N           | \$0                 | \$5,329,575          | \$0              | \$5,329,575          | 10/1/2018           | 9/30/2023            | \$21,706,785                     | \$14,046,048                 | \$7,660,737                           |
| Department of Social Services                      | THE COMMUNITY ACTION AGENCY OF WESTERN  | 19DSS1501ZO     | CSBG and Human Service Infrastructure (HSI)   | N           | \$242,950           | \$546,054            | \$0              | \$789,004            | 10/1/2019           | 9/30/2022            | \$3,737,382                      | \$1,677,753                  | \$2,059,629                           |
| Department of Social Services                      | THE COMMUNITY ACTION AGENCY OF WESTERN  | 20DSS1501ZO     | CSBG CARES Act funding is to help prevent, prepare for, or respond to the Coronavirus.  | N           | \$0                 | \$234,844            | \$0              | \$234,844            | 3/27/2020           | 9/30/2022            | \$1,174,220                      | \$234,844                    | \$939,376                             |
| Department of Social Services                      | THE DIAPER BANK OF CONNECTICUT INC  | 19DSS6003JO     | Diaper assistance for needy families  | N           | \$336,601           | \$0                  | \$0              | \$336,601            | 11/1/2019           | 6/30/2023            | \$1,006,536                      | \$669,934                    | \$336,602                             |
| Department of Social Services                      | THE VILLAGE FOR FAMILIES & CHILDREN INC THOMPSON ECUMENICAL EMPOWERMENT GROUP | 19DSS5702BI     | Teen pregnancy prevention programming   | N           | \$234,000           | \$0                  | \$0              | \$234,000            | 7/1/2019            | 6/30/2022            | \$702,000                        | \$468,000                    | \$234,000                             |
| Department of Social Services                      | 18DSS6102AA   |                 | Case Management services  | N           | \$0                 | \$91,075             | \$0              | \$91,075             | 10/1/2018           | 9/30/2022            | \$364,566                        | \$250,864                    | \$113,702                             |
| Department of Social Services                      | TOTAL TRANSIT INC   | 17DSS1203HC     | NEMT  | Y           | \$3,961,650         | \$3,961,650          | \$0              | \$7,923,300          | 1/1/2018            | 3/31/2022            | \$33,298,749                     | \$27,065,153                 | \$6,233,596                           |
| Department of Social Services                      | TVCCA INC   | 18DSS4301ZK     | Assist low income households to pay for winter heating costs  | N           | \$0                 | \$9,624,865          | \$0              | \$9,624,865          | 10/1/2018           | 9/30/2023            | \$33,620,358                     | \$26,861,178                 | \$6,759,180                           |
| Department of Social Services                      | TVCCA INC   | 18DSS5001ZK     | Pilot program with local hospitals to utilize separate patient assessment tools to address discharges plans of certain patients | N           | \$0                 | \$92,888             | \$0              | \$92,888             | 4/1/2018            | 9/30/2022            | \$349,503                        | \$326,281                    | \$23,222                              |
| Department of Social Services                      | TVCCA INC   | 19DSS1301ZK     | HHD services  | N           | \$20,160            | \$0                  | \$0              | \$20,160             | 7/1/2019            | 6/30/2021            | \$40,320                         | \$40,320                     | \$0                                   |
| Department of Social Services                      | TVCCA INC   | 19DSS1501ZK     | Case Management Services  | N           | \$268,999           | \$506,209            | \$0              | \$775,208            | 10/1/2019           | 9/30/2022            | \$2,588,787                      | \$1,508,240                  | \$1,080,547                           |
| Department of Social Services                      | TVCCA INC   | 20DSS1501ZK     | CSBG CARES Act funding is to help prevent, prepare for, or respond to the Coronavirus.  | N           | \$0                 | \$309,206            | \$0              | \$309,206            | 3/27/2020           | 9/30/2022            | \$795,005                        | \$309,206                    | \$485,799                             |
| Department of Social Services                      | TVCCA INC   | 20DSS6101ZK     | Community support for contact tracing   | Y           | \$2,684             | \$135,677            | \$0              | \$138,361            | 8/25/2020           | 8/31/2021            | \$170,000                        | \$138,361                    | \$31,639                              |
| Department of Social Services                      | UNCAS HEALTH DISTRICT   | 19DSS5702AR     | Teen Pregnancy Prevention Programming   | N           | \$98,000            | \$0                  | \$0              | \$98,000             | 7/1/2019            | 6/30/2021            | \$196,000                        | \$196,000                    | \$0                                   |
| Department of Social Services                      | UNITED WAY OF CONNECTICUT INC   | 09DSS1002AX     | 211 Infoline  | N           | \$3,554,000         | \$0                  | \$0              | \$3,554,000          | 7/1/2009            | 6/30/2021            | \$42,248,223                     | \$42,142,493                 | \$105,730                             |
| Department of Social Services                      | WESTERN CT AREA AGCY ON AGING   | 12DSS7102CD     | Money Follows the Person - 2013   | N           | \$198,000           | \$0                  | \$0              | \$198,000            | 7/1/2012            | 6/30/2022            | \$2,135,854                      | \$1,893,854                  | \$242,000                             |
| Department of Social Services                      | YMCA OF METROPOLITAN HARTFORD INC   | 19DSS1303IR     | Hispanic Services   | N           | \$14,999            | \$0                  | \$0              | \$14,999             | 7/1/2019            | 6/30/2021            | \$80,640                         | \$55,319                     | \$25,321                              |
| <b>Total</b>                                       | <b>111</b>  |                 |   |             | <b>\$87,819,246</b> | <b>\$148,711,132</b> | <b>\$636,214</b> | <b>\$237,166,592</b> |                     |                      | <b>\$1,302,144,757</b>           | <b>\$1,016,656,230</b>       | <b>\$285,488,527</b>                  |
| Division of Criminal Justice                       | COMMUNITY PARTNERS IN ACTION INC  | 20DCJ0002AA     | Early screening and intervention  | N           | \$0                 | \$52,961             | \$0              | \$52,961             | 7/1/2019            | 9/29/2020            | \$125,000                        | \$125,000                    | \$0                                   |
| Division of Criminal Justice                       | COMMUNITY PARTNERS IN ACTION INC  | 20DCJ11040POS01 | Early Screening and Intervention  | N           | \$0                 | \$26,621             | \$0              | \$26,621             | 1/2/2021            | 9/29/2022            | \$250,000                        | \$26,621                     | \$223,379                             |
| Division of Criminal Justice                       | CORNELL SCOTT-HILL HEALTH CORPORATION   | 20DCJ0002AD     | Early Screening and Intervention  | N           | \$0                 | \$12,507             | \$0              | \$12,507             | 7/1/2019            | 9/29/2020            | \$62,500                         | \$52,236                     | \$10,264                              |
| Division of Criminal Justice                       | CORNELL SCOTT-HILL HEALTH CORPORATION   | 20DCJ11041POS01 | SOR Grant Funded Resource Counselor   | N           | \$0                 | \$14,911             | \$0              | \$14,911             | 1/2/2021            | 9/29/2022            | \$125,000                        | \$14,911                     | \$110,089                             |
| Division of Criminal Justice                       | RECOVERY NETWORK OF PROGRAMS INC  | 20DCJ0002AB     | Early Screening and Intervention  | N           | \$0                 | \$36,475             | \$0              | \$36,475             | 7/1/2019            | 9/29/2020            | \$75,565                         | \$75,565                     | \$0                                   |
| Division of Criminal Justice                       | RECOVERY NETWORK OF PROGRAMS INC  | 20DCJ11042POS01 | SOR Grant Funded Resource Counselor   | N           | \$0                 | \$15,180             | \$0              | \$15,180             | 1/2/2021            | 9/29/2022            | \$125,000                        | \$15,180                     | \$109,820                             |
| Division of Criminal Justice                       | RELiance HEALTH INC   | 20DCJ0002AC     | Early Screening and Intervention  | N           | \$0                 | \$59,700             | \$0              | \$59,700             | 7/1/2019            | 9/29/2020            | \$62,500                         | \$59,700                     | \$2,801                               |
| Division of Criminal Justice                       | RELiance HEALTH INC   | 20DCJ11039POS01 | SOR Grant Funded Resource counselor   | N           | \$0                 | \$10,178             | \$0              | \$10,178             | 1/2/2021            | 9/29/2022            | \$125,000                        | \$10,178                     | \$114,822                             |
| <b>Total</b>                                       | <b>8</b>  |                 |   |             | <b>\$0</b>          | <b>\$228,533</b>     | <b>\$0</b>       | <b>\$228,533</b>     |                     |                      | <b>\$950,565</b>                 | <b>\$379,391</b>             | <b>\$571,174</b>                      |
| Department of Mental Health and Addiction Services | ABILITY BEYOND DISABILITY INC   | 19MHA2108       | MHA07301 / Unionville House / SFY2019   | M           | \$6,726,344         | \$0                  | \$0              | \$6,726,344          | 7/1/2018            | 6/30/2021            | \$19,999,753                     | \$19,999,753                 | \$0                                   |
| Department of Mental Health and Addiction Services | ABILITY BEYOND DISABILITY INC   | 19MHA2153       | MHA07302, Employment Services, FY19   | M           | \$2,956,402         | \$0                  | \$0              | \$2,956,402          | 7/1/2018            | 6/30/2021            | \$8,740,562                      | \$8,740,562                  | \$0                                   |
| Department of Mental Health and Addiction Services | ABILITY BEYOND DISABILITY INC   | 21MHA2000       | N Employment Services MHA 07307 SFY21   | N           | \$287,036           | \$0                  | \$0              | \$287,036            | 7/1/2020            | 6/30/2023            | \$861,108                        | \$287,036                    | \$574,072                             |
| Department of Mental Health and Addiction Services | ADVANCED BEHAVIORIAL HEALTH INC   | 19MHA2078       | MHA00101\Eastern Region Service Center\FY19   | M           | \$2,527,313         | \$191,244            | \$0              | \$2,718,557          | 7/1/2018            | 6/30/2021            | \$8,218,526                      | \$8,128,536                  | \$89,990                              |
| Department of Mental Health and Addiction Services | ADVANCED BEHAVIORIAL HEALTH INC   | 19MHA6056       | 19MHA6056   | N           | \$173,090           | \$0                  | \$0              | \$173,090            | 7/1/2018            | 6/30/2023            | \$800,000                        | \$443,156                    | \$356,844                             |
| Department of Mental Health and Addiction Services | ADVANCED BEHAVIORIAL HEALTH INC   | 19MHA6094       | Women's Reach   | Y           | \$125,673           | \$251,346            | \$0              | \$377,019            | 1/1/2019            | 6/30/2023            | \$1,131,057                      | \$628,365                    | \$502,692                             |
| Department of Mental Health and Addiction Services | ADVANCED BEHAVIORIAL HEALTH INC   | 20MHA2079       | MHA00117\Mental Health Waiver\SFY20   | M           | \$1,660,872         | \$0                  | \$0              | \$1,660,872          | 7/1/2019            | 6/30/2022            | \$4,982,616                      | \$3,321,744                  | \$1,660,872                           |
| Department of Mental Health and Addiction Services | ADVOCACY UNLIMITED INC  | 20MHA2109       | MHA00201\Advocacy Development\FY20  | M           | \$1,997,197         | \$0                  | \$0              | \$1,997,197          | 7/1/2019            | 6/30/2022            | \$5,991,591                      | \$3,994,394                  | \$1,997,197                           |
| Department of Mental Health and Addiction Services | ALLIANCE FOR LIVING INC   | 21MHA2081POS01  | N New London BOS193, #MHA00551 - FY21   | N           | \$0                 | \$49,880             | \$0              | \$49,880             | 7/1/2020            | 6/30/2023            | \$149,640                        | \$49,880                     | \$99,760                              |
| Department of Mental Health and Addiction Services | ANTHONY F CAMPAGNA PHD LLC  | 20MHA6000       | YAS Client Assessments  | N           | \$900               | \$0                  | \$0              | \$900                | 7/1/2019            | 6/30/2022            | \$95,000                         | \$900                        | \$94,100                              |
| Department of Mental Health and Addiction Services | APPLIED BEHAVIORAL REHABILITATION   | 21MHA2001       | N Supervised Housing MHA00701 SFY21   | N           | \$147,721           | \$0                  | \$0              | \$147,721            | 7/1/2020            | 6/30/2023            | \$443,163                        | \$147,721                    | \$295,442                             |
| Department of Mental Health and Addiction Services | APT FOUNDATION INC  | 19MHA2036       | MHA00804 / SFY19 / Central Medical Unit /   | M           | \$1,156,561         | \$2,117,075          | \$1,510,917      | \$4,784,553          | 7/1/2018            | 6/30/2021            | \$14,685,056                     | \$14,685,056                 | \$0                                   |



| Agency   | Supplier Name                                 | Contract ID #  | Contract Description   | Competitive | Payments     |              |            |               | Term                |                      |                                  |                              |                                       |
|--|---|----------------|--|-------------|--------------|--------------|------------|---------------|---------------------|----------------------|----------------------------------|------------------------------|---------------------------------------|
|  |   |                |  |             | General Fund | Federal Fund | Other Fund | Total FY 2021 | Contract Begin Date | Contract Expire Date | Cumulative Contract Total Amount | Cumulative Contract Payments | Cumulative Contract Balance Remaining |
| Department of Mental Health and Addiction Services | APT FOUNDATION INC                            | 20MHA6044      | SOR - Recovery Coach in Methadone Clinic - North Haven                               | N           | \$0          | \$16,600     | \$0        | \$16,600      | 9/30/2019           | 9/29/2020            | \$33,200                         | \$33,200                     | \$0                                   |
| Department of Mental Health and Addiction Services | APT FOUNDATION INC                            | 20MHA6045      | SOR - Recovery Coach in Methadone Clinic - New Haven                                 | N           | \$0          | \$16,600     | \$0        | \$16,600      | 9/30/2019           | 9/29/2020            | \$87,200                         | \$87,200                     | \$0                                   |
| Department of Mental Health and Addiction Services | APT FOUNDATION INC                            | 21MHA6023      | Recovery Coaching in Methadone Clinics SOR YR3                                       | N           | \$0          | \$50,000     | \$0        | \$50,000      | 9/30/2020           | 9/29/2022            | \$228,000                        | \$50,000                     | \$178,000                             |
| Department of Mental Health and Addiction Services | ARTREACH INCORPORATED                         | 19MHA2082      | MHA00901 / SFY19 / Artreach Client Services  | N           | \$297,788    | \$0          | \$0        | \$297,788     | 7/1/2018            | 6/30/2021            | \$891,934                        | \$891,934                    | \$0                                   |
| Department of Mental Health and Addiction Services | ASSOCIATION OF RELIGIOUS COMMUNITIES          | 19MHA2037      | MHA00851 / SFY19 / Supportive Housing  | N           | \$7,713      | \$0          | \$0        | \$7,713       | 7/1/2018            | 6/30/2021            | \$36,427                         | \$36,427                     | \$0                                   |
| Department of Mental Health and Addiction Services | BECKET FAMILY OF SERVICES                     | 20MHA6003      | YAS Residential FY20   | M           | \$1,685,947  | \$0          | \$0        | \$1,685,947   | 7/1/2019            | 6/30/2022            | \$8,101,921                      | \$3,342,296                  | \$4,759,625                           |
| Department of Mental Health and Addiction Services | BETH-EL CENTER INC                            | 19MHA2038      | MHA04051 / SFY19 / Supportive Housing  | N           | \$56,582     | \$0          | \$0        | \$56,582      | 7/1/2018            | 6/30/2021            | \$169,375                        | \$169,375                    | \$0                                   |
| Department of Mental Health and Addiction Services | BHCARE INC                                    | 21MHA2040POS01 | N Shoreline Counseling / MHA09805 / SFY21  | M           | \$11,834,028 | \$203,821    | \$43,750   | \$12,081,599  | 7/1/2020            | 6/30/2023            | \$36,243,251                     | \$12,081,599                 | \$24,161,652                          |
| Department of Mental Health and Addiction Services | BHCARE INC                                    | 21MHA2041POS01 | N Supportive Housing Case Management - HUD BOS 193 - SFY21                           | N           | \$0          | \$33,605     | \$0        | \$33,605      | 7/1/2020            | 6/30/2023            | \$213,897                        | \$33,605                     | \$180,292                             |
| Department of Mental Health and Addiction Services | BHCARE INC                                    | 21MHA6054      | Mobile Employment Services (MES) SOR YR3   | N           | \$0          | \$88,813     | \$0        | \$88,813      | 9/30/2020           | 9/29/2022            | \$203,000                        | \$88,813                     | \$114,188                             |
| Department of Mental Health and Addiction Services | BIRTH SUPPORT EDUCATION AND BEYOND LLC        | 18MHA6043      | Doula Services- SFY18  | N           | \$168,750    | \$0          | \$56,250   | \$225,000     | 10/1/2017           | 9/30/2022            | \$1,550,657                      | \$1,158,555                  | \$392,102                             |
| Department of Mental Health and Addiction Services | BIRTH SUPPORT EDUCATION AND BEYOND LLC        | 20MHA1074      | Doula Education  | N           | \$0          | \$5,400      | \$0        | \$5,400       | 3/1/2020            | 11/1/2020            | \$24,900                         | \$24,900                     | \$0                                   |
| Department of Mental Health and Addiction Services | BIRTH SUPPORT EDUCATION AND BEYOND LLC        | 21MHA6008      | Doula Education and Support Expansion  | E           | \$0          | \$16,600     | \$0        | \$16,600      | 7/1/2020            | 9/30/2020            | \$16,600                         | \$16,600                     | \$0                                   |
| Department of Mental Health and Addiction Services | BIRTH SUPPORT EDUCATION AND BEYOND LLC        | 21MHA6051      | Doula Education and Class Series   | N           | \$0          | \$33,000     | \$0        | \$33,000      | 2/1/2021            | 9/30/2021            | \$53,000                         | \$33,000                     | \$20,000                              |
| Department of Mental Health and Addiction Services | BRIDGE HOUSE INC                              | 19MHA2002      | MHA01602/Homeless Outreach / SFY19   | M           | \$1,278,584  | \$0          | \$0        | \$1,278,584   | 7/1/2018            | 6/30/2021            | \$3,827,345                      | \$3,827,345                  | \$0                                   |
| Department of Mental Health and Addiction Services | BRIDGES HEALTHCARE INC                        | 20MHA6060      | SOR Mobile Medication Assisted Treatment (MAT)                                       | N           | \$0          | \$80,000     | \$0        | \$80,000      | 9/30/2019           | 12/1/2020            | \$176,500                        | \$176,500                    | \$0                                   |
| Department of Mental Health and Addiction Services | BRIDGES HEALTHCARE INC                        | 21MHA2042POS01 | N Behavioral Health Homes Program / #MHA01818 /SFY21                                 | M           | \$6,695,866  | \$0          | \$206,158  | \$6,902,024   | 7/1/2020            | 6/30/2023            | \$20,702,054                     | \$6,902,024                  | \$13,800,030                          |
| Department of Mental Health and Addiction Services | CATHOLIC CHARITIES INC                        | 20MHA2105      | MHA02303/Pre-Trial DUI Alcohol Ed  | N           | \$35,794     | \$0          | \$20,932   | \$56,726      | 9/1/2019            | 6/30/2021            | \$447,570                        | \$90,964                     | \$356,606                             |
| Department of Mental Health and Addiction Services | CATHOLIC CHARITIES INC                        | 21MHA2111POS01 | N Supportive Housing Case Management - Cathedral Green - SFY21                       | N           | \$286,206    | \$142,057    | \$0        | \$428,263     | 7/1/2020            | 6/30/2023            | \$1,284,789                      | \$428,263                    | \$856,526                             |
| Department of Mental Health and Addiction Services | CATHOLIC CHARITIES INC                        | 21MHA2154POS01 | N Case Management: Mental Health MHA02301 CM Hispanic Family SFY21                   | N           | \$540,155    | \$0          | \$0        | \$540,155     | 7/1/2020            | 6/30/2023            | \$1,620,465                      | \$540,155                    | \$1,080,310                           |
| Department of Mental Health and Addiction Services | CATHOLIC CHARITIES OF FAIRFIELD COUNTY        | 19MHA2155      | MHA02202 FY19 Homeless Outreach  | M           | \$1,335,341  | \$212,179    | \$0        | \$1,547,520   | 7/1/2018            | 6/30/2021            | \$4,619,827                      | \$4,619,827                  | \$0                                   |
| Department of Mental Health and Addiction Services | CATHOLIC CHARITIES OF FAIRFIELD COUNTY        | 21MHA2004      | N Supportive Housing MHA02206 CCR/FUSE SFY21   | N           | \$519,378    | \$0          | \$43,750   | \$563,128     | 7/1/2020            | 6/30/2023            | \$1,689,384                      | \$563,128                    | \$1,126,256                           |
| Department of Mental Health and Addiction Services | CENTER FOR COMMUNITY INDEPENDENCE INC         | 20MHA6080      | ABI Residential Support Services   | N           | \$525,700    | \$0          | \$0        | \$525,700     | 7/1/2020            | 6/30/2023            | \$1,578,000                      | \$525,700                    | \$1,052,300                           |
| Department of Mental Health and Addiction Services | CENTER FOR HUMAN DEVELOPMENT INC              | 19MHA2156      | MHA02504,Pilots Danbury, Samuels Court, Sup. Hsng SHP, SFY19                         | M           | \$3,912,661  | \$399,425    | \$0        | \$4,312,086   | 7/1/2018            | 6/30/2021            | \$14,382,619                     | \$13,523,999                 | \$858,620                             |
| Department of Mental Health and Addiction Services | CENTER FOR HUMAN DEVELOPMENT INC              | 21MHA2112POS01 | N Group Homes - MHA02503 - Crossover SFY21   | M           | \$7,824,737  | \$0          | \$0        | \$7,824,737   | 7/1/2020            | 6/30/2023            | \$24,313,033                     | \$7,824,737                  | \$16,488,296                          |
| Department of Mental Health and Addiction Services | CENTER FOR HUMAN DEVELOPMENT INC              | 21MHA6012      | How Can We Help SOR YR3  | N           | \$0          | \$50,000     | \$0        | \$50,000      | 9/30/2020           | 9/29/2022            | \$150,000                        | \$50,000                     | \$100,000                             |
| Department of Mental Health and Addiction Services | CENTER FOR INTEGRATIVE PSYCHOLOGICAL SERVICES | 20MHA6079      | SMI/PSB  | N           | \$12,478     | \$0          | \$0        | \$12,478      | 6/1/2020            | 6/30/2022            | \$107,160                        | \$12,478                     | \$94,682                              |
| Department of Mental Health and Addiction Services | CENTRAL CONNECTICUT COAST YOUNG MEN'S         | 21MHA2005      | N Supportive Housing MHA02701 Crescent Apt SFY21                                     | M           | \$774,688    | \$99,679     | \$0        | \$874,367     | 7/1/2020            | 6/30/2023            | \$2,623,101                      | \$874,367                    | \$1,748,734                           |
| Department of Mental Health and Addiction Services | CENTRAL CONNECTICUT HEALTH DISTRICT           | 20MHA6030      | SOR - How Can We Help  | N           | \$0          | \$75,000     | \$0        | \$75,000      | 9/30/2019           | 9/29/2020            | \$75,000                         | \$75,000                     | \$0                                   |
| Department of Mental Health and Addiction Services | CENTRAL NAUGATUCK VALLEY HELP INC             | 20MHA2157      | MHA02801 Wynewood Res. Spt. FY20   | M           | \$1,412,036  | \$152,186    | \$377,772  | \$1,941,994   | 7/1/2019            | 6/30/2022            | \$5,746,115                      | \$3,832,633                  | \$1,913,482                           |
| Department of Mental Health and Addiction Services | CENTRAL NAUGATUCK VALLEY HELP INC             | 21MHA6042      | Enhanced Medication Assisted Treatment SOR YR3                                       | N           | \$0          | \$175,000    | \$0        | \$175,000     | 9/30/2020           | 9/29/2022            | \$400,000                        | \$175,000                    | \$225,000                             |
| Department of Mental Health and Addiction Services | CHARLOTTE HUNGERFORD HOSPITAL                 | 21MHA2158POS01 | N Case Management: Addiction MHA03105 Opioid Community Case Management SFY21 FUNDING | M           | \$786,826    | \$143,334    | \$0        | \$930,160     | 7/1/2020            | 6/30/2023            | \$2,790,480                      | \$930,160                    | \$1,860,320                           |
| Department of Mental Health and Addiction Services | CHARTER OAK HEALTH CENTER INC                 | 19MHA1077POS01 | MHA03151 PIC-CT- SFY2019   | M           | \$0          | \$467,545    | \$0        | \$467,545     | 9/30/2018           | 9/29/2023            | \$2,091,786                      | \$903,962                    | \$1,187,824                           |
| Department of Mental Health and Addiction Services | CHEMICAL ABUSE SERVICES AGENCY INC            | 19MHA6092      | Women's Reach  | M           | \$0          | \$188,510    | \$0        | \$188,510     | 1/1/2019            | 6/30/2023            | \$1,131,057                      | \$565,529                    | \$565,529                             |
| Department of Mental Health and Addiction Services | CHEMICAL ABUSE SERVICES AGENCY INC            | 20MHA6039      | SOR - Recovery Coach in Methadone Clinic   | N           | \$0          | \$15,000     | \$0        | \$15,000      | 9/30/2019           | 9/29/2020            | \$57,000                         | \$57,000                     | \$0                                   |
| Department of Mental Health and Addiction Services | CHEMICAL ABUSE SERVICES AGENCY INC            | 21MHA2006POS01 | N AIDS Residence MHA10201SFY21 FUNDING   | M           | \$1,103,395  | \$490,076    | \$0        | \$1,593,471   | 7/1/2020            | 6/30/2023            | \$4,776,966                      | \$1,593,471                  | \$3,183,495                           |
| Department of Mental Health and Addiction Services | CHEMICAL ABUSE SERVICES AGENCY INC            | 21MHA6024      | Recovery Coaching in Methadone Clinics - SOR YR3                                     | N           | \$0          | \$37,500     | \$0        | \$37,500      | 9/30/2020           | 9/29/2022            | \$114,000                        | \$37,500                     | \$76,500                              |
| Department of Mental Health and Addiction Services | CHILD AND FAMILY AGENCY OF SOUTHEASTERN       | 16MHA2312      | CSC Initiative FY16  | Y           | \$0          | \$115,429    | \$0        | \$115,429     | 7/1/2015            | 6/30/2021            | \$606,978                        | \$604,563                    | \$2,415                               |



| Agency   | Supplier Name                           | Contract ID #  | Contract Description  | Competitive | Payments     |              |            |               | Term                |                      |                                  |                              |                                       |
|--|---|----------------|---|-------------|--------------|--------------|------------|---------------|---------------------|----------------------|----------------------------------|------------------------------|---------------------------------------|
|  |   |                |   |             | General Fund | Federal Fund | Other Fund | Total FY 2021 | Contract Begin Date | Contract Expire Date | Cumulative Contract Total Amount | Cumulative Contract Payments | Cumulative Contract Balance Remaining |
| Department of Mental Health and Addiction Services | CHRYSALIS CENTER INC                    | 19MHA2113      | MHA03405 / Recovery Empowerment / SFY19   | M           | \$4,959,506  | \$437,488    | \$54,976   | \$5,451,970   | 7/1/2018            | 6/30/2021            | \$16,467,597                     | \$16,467,597                 | \$0                                   |
| Department of Mental Health and Addiction Services | CHRYSALIS CENTER INC                    | 19MHA2114      | MHA03420 Supportive Housing (FFS) FY19  | N           | \$0          | \$63,216     | \$0        | \$63,216      | 7/1/2018            | 6/30/2021            | \$667,720                        | \$431,210                    | \$236,510                             |
| Department of Mental Health and Addiction Services | CITY OF BRISTOL                         | 20MHA6029      | SOR - How Can We Help   | E           | \$0          | \$75,000     | \$0        | \$75,000      | 9/30/2019           | 9/29/2020            | \$75,000                         | \$75,000                     | \$0                                   |
| Department of Mental Health and Addiction Services | CITY OF NORWICH                         | 20MHA6026      | SOR - How Can We Help   | E           | \$0          | \$20,000     | \$0        | \$20,000      | 9/30/2019           | 12/31/2020           | \$75,000                         | \$75,000                     | \$0                                   |
| Department of Mental Health and Addiction Services | CITY OF NORWICH                         | 21MHA6010      | How Can We Help SOR YR3   | E           | \$0          | \$50,000     | \$0        | \$50,000      | 9/30/2020           | 9/29/2022            | \$150,000                        | \$50,000                     | \$100,000                             |
| Department of Mental Health and Addiction Services | CLIFFORD W BEERS GUIDANCE CLINIC INC    | 21MHA6030      | Education and Family Support (EFS) SOR YR3  | N           | \$0          | \$21,000     | \$0        | \$21,000      | 9/30/2020           | 9/29/2021            | \$24,000                         | \$21,000                     | \$3,000                               |
| Department of Mental Health and Addiction Services | COLUMBUS HOUSE INC                      | 20MHA2044      | MHA03801 / SFY20 / Shelter Case Management. SFY18: MHA03801                             | M           | \$2,885,560  | \$1,009,225  | \$0        | \$3,894,785   | 7/1/2019            | 6/30/2022            | \$11,761,313                     | \$7,843,049                  | \$3,918,264                           |
| Department of Mental Health and Addiction Services | COLUMBUS HOUSE INC                      | 20MHA6061      | SOR - Recovery Coach Outreach   | N           | \$0          | \$15,000     | \$0        | \$15,000      | 9/30/2019           | 11/30/2020           | \$55,000                         | \$55,000                     | \$0                                   |
| Department of Mental Health and Addiction Services | COLUMBUS HOUSE INC                      | 21MHA6052      | How Can We Help (HCWH) SOR YR3  | N           | \$0          | \$65,000     | \$0        | \$65,000      | 9/30/2020           | 9/29/2022            | \$150,000                        | \$65,000                     | \$85,000                              |
| Department of Mental Health and Addiction Services | COMMUNICARE INC                         | 19MHA2046      | MHA04621 / SFY19 / Wellness Program SFY19   | M           | \$1,458,500  | \$219,250    | \$0        | \$1,677,750   | 7/1/2018            | 6/30/2021            | \$4,585,110                      | \$4,585,110                  | \$0                                   |
| Department of Mental Health and Addiction Services | COMMUNICARE INC                         | 21MHA2179      | SFY21 Funding   | Y           | \$0          | \$0          | \$217,508  | \$217,508     | 7/1/2020            | 6/30/2023            | \$652,523                        | \$217,508                    | \$435,015                             |
| Department of Mental Health and Addiction Services | COMMUNITY HEALTH CENTER INC             | 19MHA2047      | MHA04301 / SFY19 / Case Management / Outreach Homeless                                  | N           | \$71,610     | \$0          | \$0        | \$71,610      | 7/1/2018            | 6/30/2021            | \$214,490                        | \$214,490                    | \$0                                   |
| Department of Mental Health and Addiction Services | COMMUNITY HEALTH RESOURCES INC          | 16MHA2315AB    | CT Strategic Prevention Framework Coalitions Initiative FY16 MHA14506                   | Y           | \$0          | \$115,620    | \$0        | \$115,620     | 11/1/2016           | 6/30/2021            | \$453,326                        | \$453,325                    | \$1                                   |
| Department of Mental Health and Addiction Services | COMMUNITY HEALTH RESOURCES INC          | 16MHA6025      | CT Networks of Care/Suicide Prevention  | N           | \$0          | \$150,000    | \$0        | \$150,000     | 12/1/2015           | 10/31/2020           | \$1,500,000                      | \$1,500,000                  | \$0                                   |
| Department of Mental Health and Addiction Services | COMMUNITY HEALTH RESOURCES INC          | 18MHA2084      | MHA05103/Pre-Trial Alcohol Educ (FFS)   | Y           | \$57,329     | \$0          | \$57,341   | \$114,670     | 1/1/2018            | 6/30/2021            | \$1,954,463                      | \$926,649                    | \$1,027,814                           |
| Department of Mental Health and Addiction Services | COMMUNITY HEALTH RESOURCES INC          | 18MHA2116      | MHA04445 PILOTS Manchester (FFS) FY18   | N           | \$0          | \$2,745      | \$0        | \$2,745       | 7/1/2017            | 11/1/2020            | \$63,063                         | \$49,057                     | \$14,006                              |
| Department of Mental Health and Addiction Services | COMMUNITY HEALTH RESOURCES INC          | 20MHA6040      | SOR - Recovery Coach in Methadone Clinic  | N           | \$0          | \$15,000     | \$0        | \$15,000      | 9/30/2019           | 9/29/2020            | \$57,000                         | \$57,000                     | \$0                                   |
| Department of Mental Health and Addiction Services | COMMUNITY HEALTH RESOURCES INC          | 20MHA6047      | SOR Medication Assisted Treatment Outpatient (MAT OP)                                   | N           | \$0          | \$40,000     | \$0        | \$40,000      | 9/30/2019           | 9/29/2020            | \$177,000                        | \$177,000                    | \$0                                   |
| Department of Mental Health and Addiction Services | COMMUNITY HEALTH RESOURCES INC          | 21MHA2115POS01 | N Assertive Community Treatment - MHA04423 - YAS ACT Enfield SFY21                      | M           | \$16,346,259 | \$1,671,704  | \$69,620   | \$18,087,583  | 7/1/2020            | 6/30/2023            | \$53,983,637                     | \$18,087,583                 | \$35,896,054                          |
| Department of Mental Health and Addiction Services | COMMUNITY HEALTH RESOURCES INC          | 21MHA2116POS01 | N Supportive Housing Case Management - PILOTS Manchester SFY21                          | N           | \$0          | \$23,062     | \$0        | \$23,062      | 7/1/2020            | 6/30/2023            | \$129,738                        | \$23,062                     | \$106,676                             |
| Department of Mental Health and Addiction Services | COMMUNITY HEALTH RESOURCES INC          | 21MHA6025      | Recovery Coaching in Methadone Clinics SOR YR3  | N           | \$0          | \$37,500     | \$0        | \$37,500      | 9/30/2020           | 9/29/2022            | \$114,000                        | \$37,500                     | \$76,500                              |
| Department of Mental Health and Addiction Services | COMMUNITY HEALTH RESOURCES INC          | 21MHA6060      | Clinic Based Medication Assisted Treatment (CB-MAT) SOR YR3                             | N           | \$0          | \$105,000    | \$0        | \$105,000     | 9/30/2020           | 9/29/2022            | \$280,000                        | \$105,000                    | \$175,000                             |
| Department of Mental Health and Addiction Services | COMMUNITY MENTAL HEALTH AFFILIATES INC  | 18MHA2119      | MHA04536, Supportive Housing Scattered Sites (FFS), FY18                                | N           | \$0          | \$8,901      | \$0        | \$8,901       | 7/1/2017            | 11/1/2020            | \$178,194                        | \$162,325                    | \$15,869                              |
| Department of Mental Health and Addiction Services | COMMUNITY MENTAL HEALTH AFFILIATES INC  | 20MHA6014      | Medication Assisted Treatment (MAT)Outreach   | N           | \$0          | \$75,000     | \$0        | \$75,000      | 9/1/2019            | 9/29/2020            | \$250,000                        | \$250,000                    | \$0                                   |
| Department of Mental Health and Addiction Services | COMMUNITY MENTAL HEALTH AFFILIATES INC  | 20MHA6048      | SOR Medication Assisted Treatment Outpatient (MAT OP) combined with Recovery Coach (RC) | N           | \$0          | \$40,000     | \$0        | \$40,000      | 9/30/2019           | 9/29/2020            | \$177,000                        | \$177,000                    | \$0                                   |
| Department of Mental Health and Addiction Services | COMMUNITY MENTAL HEALTH AFFILIATES INC  | 21MHA2118POS01 | N Assertive Community Treatment - MHA04501 - ACT/SFY21                                  | M           | \$12,934,680 | \$817,393    | \$0        | \$13,752,073  | 7/1/2020            | 6/30/2023            | \$41,036,969                     | \$13,752,073                 | \$27,284,896                          |
| Department of Mental Health and Addiction Services | COMMUNITY MENTAL HEALTH AFFILIATES INC  | 21MHA2119      | N Supportive Housing CM MHA04536 SFY21  | N           | \$0          | \$31,366     | \$0        | \$31,366      | 7/1/2020            | 6/30/2023            | \$178,194                        | \$31,366                     | \$146,828                             |
| Department of Mental Health and Addiction Services | COMMUNITY MENTAL HEALTH AFFILIATES INC  | 21MHA2159POS01 | N Outpatient Clinical Services  | N           | \$156,625    | \$0          | \$0        | \$156,625     | 7/1/2020            | 6/30/2021            | \$469,875                        | \$156,625                    | \$313,250                             |
| Department of Mental Health and Addiction Services | COMMUNITY MENTAL HEALTH AFFILIATES INC  | 21MHA6006      | 21MHA6006   | N           | \$0          | \$261,000    | \$0        | \$261,000     | 9/15/2020           | 4/29/2022            | \$696,000                        | \$261,000                    | \$435,000                             |
| Department of Mental Health and Addiction Services | COMMUNITY MENTAL HEALTH AFFILIATES INC  | 21MHA6050      | Medication Assisted Treatment Outreach (MAT) SOR YR3                                    | N           | \$0          | \$166,956    | \$0        | \$166,956     | 9/30/2020           | 9/29/2022            | \$445,216                        | \$166,956                    | \$278,260                             |
| Department of Mental Health and Addiction Services | COMMUNITY MENTAL HEALTH AFFILIATES INC  | 21MHA6061      | Clinic Based Medication Assisted Treatment (CB-MAT) SOR YR3                             | N           | \$0          | \$105,000    | \$0        | \$105,000     | 9/30/2020           | 9/29/2022            | \$280,000                        | \$105,000                    | \$175,000                             |
| Department of Mental Health and Addiction Services | COMMUNITY RENEWAL TEAM INC              | 20MHA2121      | MHA01001 Asian Family Outpatient FY20   | N           | \$519,293    | \$0          | \$0        | \$519,293     | 7/1/2019            | 6/30/2022            | \$1,557,879                      | \$1,038,586                  | \$519,293                             |
| Department of Mental Health and Addiction Services | COMMUNITY RENEWAL TEAM INC              | 21MHA6031      | Education and Family Support (EFS) SOR YR3  | N           | \$0          | \$12,000     | \$0        | \$12,000      | 9/30/2020           | 9/29/2021            | \$24,000                         | \$12,000                     | \$12,000                              |
| Department of Mental Health and Addiction Services | COMMUNITY RESOURCES FOR JUSTICE         | 20MHA6004      | YAS Residential Supported Services  | M           | \$1,155,180  | \$0          | \$0        | \$1,155,180   | 7/1/2019            | 6/30/2022            | \$4,905,710                      | \$2,472,013                  | \$2,433,697                           |
| Department of Mental Health and Addiction Services | CONNECTICUT COMMUNITY FOR ADDICTION     | 20MHA2122      | MHA06301, Recovery Community Center, FY20   | M           | \$757,251    | \$1,998,991  | \$94,938   | \$2,851,180   | 7/1/2019            | 6/30/2022            | \$8,720,207                      | \$5,769,027                  | \$2,951,180                           |
| Department of Mental Health and Addiction Services | CONNECTICUT COMMUNITY FOR ADDICTION     | 20MHA6008      | SOR - Manchester Recovery Community Center (RCC)  | N           | \$0          | \$50,000     | \$0        | \$50,000      | 9/1/2019            | 9/30/2020            | \$200,000                        | \$200,000                    | \$0                                   |
| Department of Mental Health and Addiction Services | CONNECTICUT COUNCIL ON PROBLEM GAMBLING | 20MHA6007      | Problem Gambling Help Line  | N           | \$0          | \$0          | \$115,000  | \$115,000     | 9/1/2019            | 6/30/2023            | \$460,000                        | \$230,000                    | \$230,000                             |
| Department of Mental Health and Addiction Services | CONNECTICUT COUNSELING CENTERS INC      | 20MHA2160      | MHA06602 Norwalk HIV/AIDS Program SY20  | N           | \$91,139     | \$33,359     | \$0        | \$124,498     | 7/1/2019            | 6/30/2022            | \$373,494                        | \$248,996                    | \$124,498                             |



| Agency   | Supplier Name                           | Contract ID #  | Contract Description   | Competitive | Payments     |              |             |               | Term                |                      |                                  |                              |                                       |
|--|---|----------------|--|-------------|--------------|--------------|-------------|---------------|---------------------|----------------------|----------------------------------|------------------------------|---------------------------------------|
|  |   |                |  |             | General Fund | Federal Fund | Other Fund  | Total FY 2021 | Contract Begin Date | Contract Expire Date | Cumulative Contract Total Amount | Cumulative Contract Payments | Cumulative Contract Balance Remaining |
| Department of Mental Health and Addiction Services | CONNECTICUT COUNSELING CENTERS INC      | 20MHA6059      | SOR - Recovery Coach in Methadone Clinic   | N           | \$0          | \$15,000     | \$0         | \$15,000      | 9/30/2019           | 9/29/2020            | \$57,000                         | \$57,000                     | \$0                                   |
| Department of Mental Health and Addiction Services | CONNECTICUT COUNSELING CENTERS INC      | 21MHA6027      | Recovery Coaching in Methadone Clinics SOR YR 3                                      | N           | \$0          | \$37,500     | \$0         | \$37,500      | 9/30/2020           | 9/29/2022            | \$114,000                        | \$37,500                     | \$76,500                              |
| Department of Mental Health and Addiction Services | CONNECTICUT LEGAL RIGHTS PROJECT INC    | 21MHA6000      | Consent Decree FY21  | M           | \$706,179    | \$0          | \$0         | \$706,179     | 7/1/2020            | 6/30/2023            | \$2,118,537                      | \$706,179                    | \$1,412,358                           |
| Department of Mental Health and Addiction Services | CONNECTICUT LEGAL RIGHTS PROJECT INC    | 21MHA6001      | 21MHA6001  | N           | \$97,397     | \$0          | \$0         | \$97,397      | 7/1/2020            | 6/30/2023            | \$292,191                        | \$97,397                     | \$194,794                             |
| Department of Mental Health and Addiction Services | CONNECTICUT RENAISSANCE INC             | 16MHA2300      | Bettor Choice Outpatient Problem Gambling- FY16                                      | Y           | \$0          | \$0          | \$82,682    | \$82,682      | 10/1/2015           | 2/1/2021             | \$981,078                        | \$981,078                    | \$0                                   |
| Department of Mental Health and Addiction Services | CONNECTICUT RENAISSANCE INC             | 18MHA2180      | MHA06802, Pre-Trial DUI Alcohol Ed. (FFS)  | Y           | \$28,337     | \$0          | \$53,011    | \$81,348      | 1/1/2018            | 6/30/2021            | \$1,808,573                      | \$965,720                    | \$842,854                             |
| Department of Mental Health and Addiction Services | CONNECTICUT RENAISSANCE INC             | 21MHA2007POS01 | N Outpatient Clinical Services: Addiction Standard MHA06803 Norwalk Outpatient SFY21 | M           | \$485,183    | \$228,524    | \$1,372,950 | \$2,086,657   | 7/1/2020            | 6/30/2023            | \$6,194,971                      | \$2,086,657                  | \$4,108,314                           |
| Department of Mental Health and Addiction Services | CONNECTICUT RENAISSANCE INC             | 21MHA2187      | SFY21 BETTOR CHOICE  | Y           | \$0          | \$0          | \$130,505   | \$130,505     | 7/1/2020            | 12/30/2022           | \$652,523                        | \$130,505                    | \$522,018                             |
| Department of Mental Health and Addiction Services | CONTINUUM OF CARE INC                   | 19MHA2052      | MHA05429 / SFY19 / ACT   | M           | \$15,108,537 | \$104,648    | \$0         | \$15,213,185  | 7/1/2018            | 6/30/2021            | \$43,497,995                     | \$43,497,994                 | \$1                                   |
| Department of Mental Health and Addiction Services | CONTINUUM OF CARE INC                   | 21MHA2191POS01 | N Supervised Housing - MHA5446- Beverly Road - FY21                                  | N           | \$94,250     | \$0          | \$0         | \$94,250      | 4/1/2021            | 6/30/2023            | \$848,250                        | \$94,250                     | \$754,000                             |
| Department of Mental Health and Addiction Services | CORAM DEO INC                           | 21MHA6015      | How Can We Help SOR YR3  | N           | \$0          | \$50,000     | \$0         | \$50,000      | 9/30/2020           | 9/29/2022            | \$150,000                        | \$50,000                     | \$100,000                             |
| Department of Mental Health and Addiction Services | CORNELL SCOTT-HILL HEALTH CORPORATION   | 18MHA6044      | outpatient medical services  | N           | \$67         | \$0          | \$0         | \$67          | 9/1/2017            | 12/1/2020            | \$67,200                         | \$2,536                      | \$64,664                              |
| Department of Mental Health and Addiction Services | CORNELL SCOTT-HILL HEALTH CORPORATION   | 19MHA2054      | MHA10303 / SFY19 / Homeless Outreach & Engagement                                    | M           | \$75,979     | \$901,073    | \$0         | \$977,052     | 7/1/2018            | 6/30/2021            | \$2,924,776                      | \$2,924,694                  | \$82                                  |
| Department of Mental Health and Addiction Services | CORNELL SCOTT-HILL HEALTH CORPORATION   | 20MHA6034      | SOR Enhanced Medication Assisted Treatment E-MAT                                     | N           | \$0          | \$175,000    | \$0         | \$175,000     | 4/1/2020            | 9/29/2020            | \$277,000                        | \$277,000                    | \$0                                   |
| Department of Mental Health and Addiction Services | CORNELL SCOTT-HILL HEALTH CORPORATION   | 20MHA6073      | SOR LEAD   | N           | \$0          | \$100,000    | \$0         | \$100,000     | 4/1/2020            | 9/29/2020            | \$100,000                        | \$100,000                    | \$0                                   |
| Department of Mental Health and Addiction Services | CORNELL SCOTT-HILL HEALTH CORPORATION   | 21MHA6043      | Enhanced Medication Assisted Treatment (E-MAT) SOR YR3                               | N           | \$0          | \$175,000    | \$0         | \$175,000     | 9/30/2020           | 9/29/2022            | \$400,000                        | \$175,000                    | \$225,000                             |
| Department of Mental Health and Addiction Services | COUNCIL OF CHURCHES OF GREATER          | 20MHA6087      | 20MHA6087  | E           | \$18,538     | \$0          | \$0         | \$18,538      | 7/1/2019            | 5/31/2021            | \$20,000                         | \$18,538                     | \$1,462                               |
| Department of Mental Health and Addiction Services | COUNCIL OF CHURCHES OF GREATER          | 21MHA2008POS01 | N Vocational Case Management & Rehabilitation MHA05801 SFY21                         | N           | \$45,123     | \$0          | \$0         | \$45,123      | 7/1/2020            | 6/30/2023            | \$135,369                        | \$45,123                     | \$90,246                              |
| Department of Mental Health and Addiction Services | COUNCIL OF CHURCHES OF GREATER          | 21MHA6066      | 21MHA6066  | E           | \$18,615     | \$0          | \$0         | \$18,615      | 7/1/2020            | 6/30/2021            | \$20,000                         | \$18,615                     | \$1,385                               |
| Department of Mental Health and Addiction Services | COURAGE TO SPEAK FOUNDATION INC         | 19MHA6116      | Family Support Group   | E           | \$0          | \$3,000      | \$0         | \$3,000       | 7/1/2019            | 10/1/2020            | \$20,000                         | \$20,000                     | \$0                                   |
| Department of Mental Health and Addiction Services | CROSS STREET TRAINING & ACADEMIC CENTER | 20MHA6027      | SOR How Can We Help  | N           | \$0          | \$20,000     | \$0         | \$20,000      | 9/30/2019           | 9/29/2020            | \$75,000                         | \$75,000                     | \$0                                   |
| Department of Mental Health and Addiction Services | CROSS STREET TRAINING & ACADEMIC CENTER | 21MHA6011      | How Can We Help SOR YR3  | N           | \$0          | \$65,000     | \$0         | \$65,000      | 9/30/2020           | 9/29/2022            | \$150,000                        | \$65,000                     | \$85,000                              |
| Department of Mental Health and Addiction Services | CULINARY SERVICES GROUP LLC             | 16MHA6026      | Food Services SFY 2016   | M           | \$21,591     | \$0          | \$0         | \$21,591      | 5/3/2016            | 9/30/2020            | \$3,348,386                      | \$2,814,101                  | \$534,285                             |
| Department of Mental Health and Addiction Services | DANBURY HOSPITAL                        | 20MHA2161      | MHA07101 Crisis Intervention FY20  | M           | \$851,031    | \$187,685    | \$0         | \$1,038,716   | 7/1/2019            | 6/30/2022            | \$2,896,897                      | \$1,967,807                  | \$929,090                             |
| Department of Mental Health and Addiction Services | DAY KIMBALL HOSPITAL                    | 20MHA2087      | MHA07402 / SFY20 / Crisis Care Coordination  | N           | \$55,353     | \$0          | \$0         | \$55,353      | 7/1/2019            | 6/30/2022            | \$166,059                        | \$110,706                    | \$55,353                              |
| Department of Mental Health and Addiction Services | DORA M KEE LLC                          | 20MHA6006      | Nutritional Consultations - WCMHN  | E           | \$1,103      | \$0          | \$0         | \$1,103       | 7/1/2019            | 8/30/2020            | \$13,500                         | \$12,420                     | \$1,080                               |
| Department of Mental Health and Addiction Services | DORA M KEE LLC                          | 21MHA6003      | Nutritional Consultant   | E           | \$12,038     | \$0          | \$0         | \$12,038      | 7/1/2020            | 7/30/2021            | \$13,500                         | \$12,038                     | \$1,463                               |
| Department of Mental Health and Addiction Services | EASTCONN                                | 19MHA6057      | 19-6057 (Special Education Services)SFY2018  | M           | \$395,883    | \$0          | \$0         | \$395,883     | 7/1/2018            | 6/30/2023            | \$3,955,536                      | \$1,176,038                  | \$2,779,498                           |
| Department of Mental Health and Addiction Services | EASTERSEALS CAPITAL REGION & EASTERN    | 20MHA2124      | MHA07702, Supported Employment, FY21   | N           | \$287,600    | \$0          | \$0         | \$287,600     | 7/1/2019            | 6/30/2022            | \$862,800                        | \$575,200                    | \$287,600                             |
| Department of Mental Health and Addiction Services | EDADVANCE                               | 19MHA2162      | MHA08101, TRED, SFY19  | N           | \$120,188    | \$0          | \$0         | \$120,188     | 7/1/2018            | 6/30/2021            | \$355,149                        | \$355,149                    | \$0                                   |
| Department of Mental Health and Addiction Services | FAMILY & CHILDRENS AGENCY INC           | 21MHA2010POS01 | N Homeless Outreach & Engagement MHA08305 Homeless Outreach CM SFY21 FUNDING         | M           | \$555,528    | \$16,820     | \$0         | \$572,348     | 7/1/2020            | 6/30/2023            | \$1,717,044                      | \$572,348                    | \$1,144,696                           |
| Department of Mental Health and Addiction Services | FAMILY CENTERED SERVICES OF CT INC      | 19MHA2057      | MHA05602 / SFY19 / Parent Support & Parental Rights                                  | N           | \$24,101     | \$49,708     | \$0         | \$73,809      | 7/1/2018            | 6/30/2021            | \$220,942                        | \$220,942                    | \$0                                   |
| Department of Mental Health and Addiction Services | FAMILY CENTERS INC                      | 19MHA2011      | MHA08401 / Housing Resource Program / SFY19  | M           | \$576,147    | \$0          | \$0         | \$576,147     | 7/1/2018            | 6/30/2021            | \$1,639,713                      | \$1,639,713                  | \$0                                   |
| Department of Mental Health and Addiction Services | FELLOWSHIP PLACE INC                    | 20MHA2058      | MHA08801 / SFY20 / Fellowship Inn Social Rehab.                                      | M           | \$1,495,651  | \$0          | \$0         | \$1,495,651   | 7/1/2019            | 6/30/2022            | \$4,526,953                      | \$3,031,302                  | \$1,495,651                           |
| Department of Mental Health and Addiction Services | FIRE PSYCH INC                          | 20MHA6013      | Staff Training and Assessment/Evaluations  | N           | \$16,052     | \$0          | \$0         | \$16,052      | 7/1/2019            | 6/30/2022            | \$208,950                        | \$31,508                     | \$177,442                             |
| Department of Mental Health and Addiction Services | FOCUS CENTER FOR AUTISM INC             | 20MHA2164      | MHA09051 Washington House FY20   | M           | \$742,458    | \$0          | \$0         | \$742,458     | 7/1/2019            | 6/30/2022            | \$2,227,374                      | \$1,484,916                  | \$742,458                             |
| Department of Mental Health and Addiction Services | FRIENDSHIP SERVICE CENTER INC           | 20MHA2126      | MHA09102, PATH Homeless Outreach, FY20   | N           | \$350,229    | \$168,226    | \$0         | \$518,455     | 7/1/2019            | 6/30/2022            | \$1,549,823                      | \$1,036,218                  | \$513,605                             |
| Department of Mental Health and Addiction Services | GILEAD COMMUNITY SERVICES INC           | 20MHA2061      | MHA09301 / SFY20 / Gilead ACT  | M           | \$8,450,959  | \$0          | \$0         | \$8,450,959   | 7/1/2019            | 6/30/2022            | \$25,490,064                     | \$17,049,012                 | \$8,441,052                           |



| Agency   | Supplier Name                           | Contract ID #  | Contract Description  | Competitive 1 | Payments     |              |              |                 | Term                |                      |                                    |                                |   |
|--|---|----------------|---|---------------|--------------|--------------|--------------|-----------------|---------------------|----------------------|------------------------------------|--------------------------------|---|
|  |   |                |   |               | General Fund | Federal Fund | Other Fund 2 | Total FY 2021 3 | Contract Begin Date | Contract Expire Date | Cumulative Contract Total Amount 4 | Cumulative Contract Payments 5 | Cumulative Contract Balance Remaining 6 |
| Department of Mental Health and Addiction Services | GOODWILL INDUSTRIES OF SOUTHERN         | 21MHA2056POS01 | N IDEA Works, #MHA07901 - SFY21   | N             | \$496,289    | \$0          | \$0          | \$496,289       | 7/1/2020            | 6/30/2023            | \$1,485,339                        | \$496,289                      | \$989,050                               |
| Department of Mental Health and Addiction Services | GOODWILL OF WESTERN AND NORTHERN        | 19MHA6112      | ABI Client Services   | M             | \$1,278,027  | \$0          | \$0          | \$1,278,027     | 7/1/2019            | 6/30/2023            | \$10,400,000                       | \$2,847,768                    | \$7,552,232                             |
| Department of Mental Health and Addiction Services | GOODWILL OF WESTERN AND NORTHERN        | 20MHA2012      | MHA09401: Cheshire House SFY20  | M             | \$2,419,037  | \$0          | \$0          | \$2,419,037     | 7/1/2019            | 6/30/2022            | \$7,193,765                        | \$4,774,728                    | \$2,419,037                             |
| Department of Mental Health and Addiction Services | GREATER HARTFORD HARM REDUCTION         | 20MHA6070      | SOR - Drop-In Center Albany Avenue  | N             | \$0          | \$30,000     | \$0          | \$30,000        | 9/30/2019           | 9/29/2020            | \$75,000                           | \$75,000                       | \$0                                     |
| Department of Mental Health and Addiction Services | GREATER HARTFORD HARM REDUCTION         | 20MHA6071      | SOR - Resource Center   | N             | \$0          | \$35,000     | \$0          | \$35,000        | 1/1/2020            | 9/29/2020            | \$150,000                          | \$150,000                      | \$0                                     |
| Department of Mental Health and Addiction Services | GREATER HARTFORD HARM REDUCTION         | 21MHA6041      | Mobile Outreach and Medication Assisted Treatment SOR YR3                     | N             | \$0          | \$153,125    | \$0          | \$153,125       | 9/30/2020           | 9/29/2022            | \$350,000                          | \$153,125                      | \$196,875                               |
| Department of Mental Health and Addiction Services | GREATER HARTFORD HARM REDUCTION         | 21MHA6048      | Drop-In Center Albany Avenue SOR YR3  | N             | \$0          | \$100,000    | \$0          | \$100,000       | 9/30/2020           | 9/29/2022            | \$200,000                          | \$100,000                      | \$100,000                               |
| Department of Mental Health and Addiction Services | GREATER HARTFORD HARM REDUCTION         | 21MHA6049      | Resource Center SOR YR3   | N             | \$0          | \$100,000    | \$0          | \$100,000       | 9/30/2020           | 9/29/2022            | \$200,000                          | \$100,000                      | \$100,000                               |
| Department of Mental Health and Addiction Services | GREENWOODS COUNSELING REFERRALS INC     | 20MHA6012      | SOR - How Can We Help   | N             | \$0          | \$25,000     | \$0          | \$25,000        | 9/1/2019            | 11/1/2020            | \$100,000                          | \$100,000                      | \$0                                     |
| Department of Mental Health and Addiction Services | GREENWOODS COUNSELING REFERRALS INC     | 21MHA6018      | How Can We Help SOR YR3   | N             | \$0          | \$70,000     | \$0          | \$70,000        | 9/30/2020           | 9/29/2022            | \$265,000                          | \$70,000                       | \$195,000                               |
| Department of Mental Health and Addiction Services | GUARDIAN AD LITEM SERVICES INC          | 19MHA2165      | MHA20805, Melissa's Project R2, SFY19   | N             | \$855,492    | \$0          | \$100,000    | \$955,492       | 7/1/2018            | 6/30/2021            | \$2,857,540                        | \$2,857,540                    | \$0                                     |
| Department of Mental Health and Addiction Services | HANDS ON HARTFORD INC                   | 21MHA2128POS01 | N Supervised Housing/Apartments - Hands on Hftd Housing Services SFY21        | N             | \$247,280    | \$0          | \$0          | \$247,280       | 7/1/2020            | 6/30/2023            | \$741,840                          | \$247,280                      | \$494,560                               |
| Department of Mental Health and Addiction Services | HARTFORD BEHAVIORAL HEALTH              | 21MHA2129POS01 | N Outpatient Clinical Services - Mental Health Standard - OPClinical - SFY21  | N             | \$886,834    | \$0          | \$0          | \$886,834       | 7/1/2020            | 6/30/2023            | \$2,660,502                        | \$886,834                      | \$1,773,668                             |
| Department of Mental Health and Addiction Services | HARTFORD HOSPITAL                       | 18MHA6003      | CVH: Electroconvulsive Therapy (ECT) program                                  | N             | \$142,450    | \$0          | \$0          | \$142,450       | 7/1/2017            | 6/30/2025            | \$3,325,700                        | \$702,330                      | \$2,623,370                             |
| Department of Mental Health and Addiction Services | HARTFORD HOSPITAL                       | 19MHA2131      | MHA10102 / OP Clinical / SFY19  | M             | \$1,876,145  | \$623,478    | \$0          | \$2,499,623     | 7/1/2018            | 6/30/2021            | \$7,273,994                        | \$7,273,994                    | \$0                                     |
| Department of Mental Health and Addiction Services | HISPANIC HEALTH COUNCIL INC             | 20MHA6058      | SOR - Latino Mobile Employment Services (MES)                                 | N             | \$0          | \$35,000     | \$0          | \$35,000        | 9/30/2019           | 9/29/2020            | \$145,000                          | \$145,000                      | \$0                                     |
| Department of Mental Health and Addiction Services | HISPANIC HEALTH COUNCIL INC             | 21MHA6058      | Mobile Employment Services (MES) SOR YR3                                      | N             | \$0          | \$72,500     | \$0          | \$72,500        | 9/30/2020           | 9/29/2022            | \$290,000                          | \$72,500                       | \$217,500                               |
| Department of Mental Health and Addiction Services | HOMES WITH HOPE INC                     | 21MHA2013POS01 | N Supportive Housing CM MHA11851 Westport Rotary Centennial House SFY21       | N             | \$351,025    | \$0          | \$0          | \$351,025       | 7/1/2020            | 6/30/2023            | \$1,053,075                        | \$351,025                      | \$702,050                               |
| Department of Mental Health and Addiction Services | IMMACARE INC                            | 20MHA2133      | MHA11401, Homeless Outreach, FY20   | N             | \$534,415    | \$51,834     | \$0          | \$586,249       | 7/1/2019            | 6/30/2022            | \$1,758,747                        | \$1,172,498                    | \$586,249                               |
| Department of Mental Health and Addiction Services | INSPIRICA INC                           | 20MHA2015      | MHA18201: Atlantic Park Apartments SFY20                                      | N             | \$931,509    | \$58,909     | \$0          | \$990,418       | 7/1/2019            | 6/30/2022            | \$2,971,254                        | \$1,980,836                    | \$990,418                               |
| Department of Mental Health and Addiction Services | INTERCOMMUNITY INC                      | 18MHA2137      | MHA11824 FY18 Casa Hope (FFS)   | N             | \$0          | \$2,335      | \$0          | \$2,335         | 7/1/2017            | 11/1/2021            | \$52,245                           | \$42,895                       | \$9,350                                 |
| Department of Mental Health and Addiction Services | INTERCOMMUNITY INC                      | 20MHA6068      | SOR Law Enforcement and Arrest Division (LEAD)                                | N             | \$0          | \$55,000     | \$0          | \$55,000        | 9/30/2019           | 9/29/2020            | \$200,000                          | \$200,000                      | \$0                                     |
| Department of Mental Health and Addiction Services | INTERCOMMUNITY INC                      | 20MHA6081      | Sor - Treatment Vouchers  | N             | \$0          | \$200,000    | \$0          | \$200,000       | 3/1/2020            | 9/29/2020            | \$200,000                          | \$200,000                      | \$0                                     |
| Department of Mental Health and Addiction Services | INTERCOMMUNITY INC                      | 21MHA2134POS01 | N ABI Consulting & Assessment - MHA11817 - ABI Community Consultation - SFY21 | M             | \$8,485,395  | \$1,764,019  | \$0          | \$10,249,414    | 7/1/2020            | 6/30/2023            | \$30,726,104                       | \$10,249,414                   | \$20,476,690                            |
| Department of Mental Health and Addiction Services | INTERCOMMUNITY INC                      | 21MHA6007      | 20MHA6007_InterCommunity, Inc.  | N             | \$0          | \$348,000    | \$0          | \$348,000       | 9/15/2020           | 4/29/2022            | \$696,000                          | \$348,000                      | \$348,000                               |
| Department of Mental Health and Addiction Services | INTERCOMMUNITY INC                      | 21MHA6017      | How Can We Help Sor Yr3   | N             | \$0          | \$100,000    | \$0          | \$100,000       | 9/30/2020           | 9/29/2022            | \$300,000                          | \$100,000                      | \$200,000                               |
| Department of Mental Health and Addiction Services | INTERCOMMUNITY INC                      | 21MHA6021      | Parents Recovering from Opioid Use Disorders - PROUD                          | N             | \$0          | \$253,125    | \$0          | \$253,125       | 8/31/2020           | 8/30/2021            | \$337,500                          | \$253,125                      | \$84,375                                |
| Department of Mental Health and Addiction Services | INTERCOMMUNITY INC                      | 21MHA6056      | Mobile Employment Services (MES) SOR YR3                                      | N             | \$0          | \$38,063     | \$0          | \$38,063        | 9/30/2020           | 9/29/2022            | \$203,000                          | \$38,063                       | \$164,938                               |
| Department of Mental Health and Addiction Services | JT PODIATRY LLC                         | 19MHA6063      | 19MHA6063   | N             | \$89,247     | \$0          | \$0          | \$89,247        | 7/1/2018            | 6/30/2024            | \$558,800                          | \$250,744                      | \$308,056                               |
| Department of Mental Health and Addiction Services | JOHN J DRISCOLL UNITED LABOR AGENCY INC | 21MHA2062POS01 | N Employment Services: Generic / MHA12001 / SFY21                             | N             | \$0          | \$241,913    | \$0          | \$241,913       | 7/1/2020            | 6/30/2023            | \$725,739                          | \$241,913                      | \$483,826                               |
| Department of Mental Health and Addiction Services | JOURNEY FOUND INC                       | 20MHA6001      | YAS Residential Services FY20   | M             | \$143,952    | \$0          | \$0          | \$143,952       | 7/1/2019            | 6/30/2022            | \$2,597,362                        | \$1,012,104                    | \$1,585,258                             |
| Department of Mental Health and Addiction Services | JOURNEY FOUND INC                       | 20MHA6086      | Acquired Brain Injury (ABI) Program Specialized Residential Services          | N             | \$313,466    | \$0          | \$0          | \$313,466       | 7/1/2020            | 6/30/2023            | \$1,132,818                        | \$313,466                      | \$819,352                               |
| Department of Mental Health and Addiction Services | JOURNEY FOUND INC                       | 21MHA6005      | FY21 Specialized Residential Services - Community Residential Support Program | N             | \$390,043    | \$0          | \$0          | \$390,043       | 7/1/2020            | 6/30/2023            | \$1,409,561                        | \$390,043                      | \$1,019,518                             |
| Department of Mental Health and Addiction Services | JUDGE ROTENBERG EDUC CTR INC            | 18MHA6012      | YAS Residential Services  | N             | \$294,924    | \$0          | \$0          | \$294,924       | 7/1/2017            | 6/30/2023            | \$1,747,710                        | \$1,135,962                    | \$611,747                               |
| Department of Mental Health and Addiction Services | JUDGE ROTENBERG EDUC CTR INC            | 21MHA6004      | ABI Residential Services  | N             | \$529,578    | \$0          | \$0          | \$529,578       | 7/1/2020            | 6/30/2022            | \$1,321,259                        | \$529,578                      | \$791,681                               |
| Department of Mental Health and Addiction Services | JUSTICE RESOURCE INSTITUTE INC          | 17MHA6008      | YAS Residential Program   | M             | \$754,507    | \$0          | \$0          | \$754,507       | 7/1/2016            | 6/30/2023            | \$4,531,202                        | \$2,282,173                    | \$2,249,029                             |
| Department of Mental Health and Addiction Services | KEYSTONE HOUSE INC                      | 19MHA2017      | MHA12203 / St. Johns I / SFY19  | M             | \$1,562,642  | \$0          | \$0          | \$1,562,642     | 7/1/2018            | 6/30/2021            | \$4,599,146                        | \$4,599,146                    | \$0                                     |
| Department of Mental Health and Addiction Services | KHMER HEALTH ADVOCATES INC              | 20MHA2138      | Case Management, MHA12251, FY21   | N             | \$96,187     | \$0          | \$0          | \$96,187        | 7/1/2019            | 6/30/2022            | \$288,561                          | \$192,374                      | \$96,187                                |
| Department of Mental Health and Addiction Services | KUHN EMPLOYMENT OPPORTUNITIES INC       | 19MHA2063      | MHA12301 / SFY19 / Supported Employment                                       | N             | \$460,686    | \$26,162     | \$0          | \$486,848       | 7/1/2018            | 6/30/2021            | \$1,414,988                        | \$1,414,988                    | \$0                                     |



| Agency   | Supplier Name                       | Contract ID #  | Contract Description   | Competitive | Payments     |              |            |               | Term                |                      |                                  |                              |                                       |
|--|-------------------------------------|----------------|--|-------------|--------------|--------------|------------|---------------|---------------------|----------------------|----------------------------------|------------------------------|---------------------------------------|
|  |                                     |                |  |             | General Fund | Federal Fund | Other Fund | Total FY 2021 | Contract Begin Date | Contract Expire Date | Cumulative Contract Total Amount | Cumulative Contract Payments | Cumulative Contract Balance Remaining |
| Department of Mental Health and Addiction Services | LAKESIDE NEUROLOGIC                 | 19MHA6058      | YAS Residential Services   | M           | \$1,974,222  | \$0          | \$95,088   | \$2,069,310   | 7/1/2018            | 9/10/2021            | \$7,719,000                      | \$7,111,780                  | \$607,220                             |
| Department of Mental Health and Addiction Services | LATHAM CONSULTING GROUP LLC         | 20MHA6076      | Psychiatric and Psychosexual evaluations, consultations and training program | N           | \$4,085      | \$0          | \$0        | \$4,085       | 12/1/2019           | 11/30/2021           | \$40,000                         | \$5,605                      | \$34,395                              |
| Department of Mental Health and Addiction Services | LAUREL HOUSE INC                    | 19MHA2018      | MHA12401 / PILOTS Program / SFY19  | M           | \$1,261,056  | \$0          | \$0        | \$1,261,056   | 7/1/2018            | 6/30/2021            | \$3,774,863                      | \$3,774,863                  | \$0                                   |
| Department of Mental Health and Addiction Services | LAUREL HOUSE INC                    | 20MHA6053      | SOR - Mobile Employment Services   | N           | \$0          | \$25,000     | \$0        | \$25,000      | 9/30/2019           | 9/29/2020            | \$101,500                        | \$101,500                    | \$0                                   |
| Department of Mental Health and Addiction Services | LAUREL HOUSE INC                    | 21MHA6053      | Mobile Employment Services (MES) SOR YR3                                     | N           | \$0          | \$88,813     | \$0        | \$88,813      | 9/30/2020           | 9/29/2022            | \$203,000                        | \$88,813                     | \$114,188                             |
| Department of Mental Health and Addiction Services | LEDGE LIGHT HEALTH DIST             | 16MHA2304      | CT Strategic Coalitions FY16   | Y           | \$0          | \$115,695    | \$0        | \$115,695     | 7/1/2015            | 6/30/2021            | \$603,550                        | \$603,550                    | \$0                                   |
| Department of Mental Health and Addiction Services | LEDGE LIGHT HEALTH DIST             | 20MHA6025      | SOR - How Can We Help  | N           | \$0          | \$42,000     | \$0        | \$42,000      | 9/30/2019           | 9/29/2020            | \$167,000                        | \$167,000                    | \$0                                   |
| Department of Mental Health and Addiction Services | LEDGE LIGHT HEALTH DIST             | 21MHA6009      | How Can We Help SOR YR3  | N           | \$0          | \$125,000    | \$0        | \$125,000     | 9/30/2020           | 9/29/2022            | \$300,000                        | \$125,000                    | \$175,000                             |
| Department of Mental Health and Addiction Services | LEEWAY INC                          | 20MHA2064      | MHA20701 / SFY20 / PILOTS Housing  | M           | \$333,115    | \$0          | \$35,000   | \$368,115     | 7/1/2019            | 6/30/2022            | \$1,104,345                      | \$736,230                    | \$368,115                             |
| Department of Mental Health and Addiction Services | LIBERATION PROGRAMS INC             | 20MHA2019      | MHA12803:Families in Recovery SFY20  | M           | \$760,171    | \$1,106,368  | \$761,926  | \$2,628,465   | 7/1/2019            | 6/30/2022            | \$7,731,395                      | \$5,179,930                  | \$2,551,465                           |
| Department of Mental Health and Addiction Services | LIBERATION PROGRAMS INC             | 20MHA6005      | SOR - Mobile Medication Assisted Treatment                                   | N           | \$0          | \$50,000     | \$0        | \$50,000      | 8/1/2019            | 11/30/2020           | \$175,000                        | \$175,000                    | \$0                                   |
| Department of Mental Health and Addiction Services | LIBERATION PROGRAMS INC             | 20MHA6042      | SOR - Recovery Coach in Methadone Clinic                                     | N           | \$0          | \$30,000     | \$0        | \$30,000      | 9/30/2019           | 9/29/2020            | \$57,000                         | \$57,000                     | \$0                                   |
| Department of Mental Health and Addiction Services | LIBERATION PROGRAMS INC             | 21MHA6028      | Recovery Coaching in Methadone Clinics SOR YR3                               | N           | \$0          | \$37,500     | \$0        | \$37,500      | 9/30/2020           | 9/29/2022            | \$114,000                        | \$37,500                     | \$76,500                              |
| Department of Mental Health and Addiction Services | LIBERATION PROGRAMS INC             | 21MHA6040      | Mobile Outreach and Medication Assisted Treatment SOR YR3                    | N           | \$0          | \$131,250    | \$0        | \$131,250     | 9/30/2020           | 9/29/2022            | \$350,000                        | \$131,250                    | \$218,750                             |
| Department of Mental Health and Addiction Services | LIBERTY COMMUNITY SERVICES INC      | 21MHA2065POS01 | N BOS 193 - Home Safe, #MHA12705   | N           | \$385,879    | \$400,745    | \$0        | \$786,624     | 7/1/2020            | 6/30/2023            | \$2,359,872                      | \$786,624                    | \$1,573,248                           |
| Department of Mental Health and Addiction Services | LIFEBRIDGE COMMUNITY SERVICES INC   | 20MHA2020      | MHA08201: Outpatient Program SFY20   | M           | \$603,153    | \$0          | \$0        | \$603,153     | 7/1/2019            | 6/30/2022            | \$1,809,459                      | \$1,206,306                  | \$603,153                             |
| Department of Mental Health and Addiction Services | MARRAKECH DAY SERVICES              | 19MHA2021      | MHA12905 / Employment Opportunities / SFY19                                  | M           | \$1,170,056  | \$0          | \$0        | \$1,170,056   | 7/1/2018            | 6/30/2021            | \$3,500,144                      | \$3,500,144                  | \$0                                   |
| Department of Mental Health and Addiction Services | MARRAKECH DAY SERVICES              | 19MHA2066      | MHA12904 / SFY19 / Work Services   | M           | \$3,141,972  | \$0          | \$0        | \$3,141,972   | 7/1/2018            | 6/30/2021            | \$9,405,948                      | \$9,405,948                  | \$0                                   |
| Department of Mental Health and Addiction Services | MARTIN HOUSE INC                    | 19MHA2089      | MHA12951 / SFY19 / Recovery for Life   | N           | \$619,631    | \$0          | \$0        | \$619,631     | 7/1/2018            | 6/30/2021            | \$1,859,382                      | \$1,859,382                  | \$0                                   |
| Department of Mental Health and Addiction Services | MCCALL FOUNDATION INC               | 16MHA2313      | CSC Initiative FY16  | Y           | \$0          | \$115,677    | \$0        | \$115,677     | 7/1/2015            | 6/30/2021            | \$603,496                        | \$603,496                    | \$0                                   |
| Department of Mental Health and Addiction Services | MCCALL FOUNDATION INC               | 19MHA2169      | MHA13001:Carnes Weeks Center, SFY19  | N           | \$310,491    | \$267,506    | \$349,948  | \$927,945     | 7/1/2018            | 6/30/2021            | \$2,966,417                      | \$2,966,417                  | \$0                                   |
| Department of Mental Health and Addiction Services | MCCALL FOUNDATION INC               | 19MHA6096      | Women's Reach  | Y           | \$0          | \$314,183    | \$0        | \$314,183     | 1/1/2019            | 6/30/2023            | \$1,131,057                      | \$565,528                    | \$565,529                             |
| Department of Mental Health and Addiction Services | MCCALL FOUNDATION INC               | 20MHA6016      | SOR Mobile Medication Assisted Treatment (Mobile MAT)                        | N           | \$0          | \$50,000     | \$0        | \$50,000      | 10/1/2019           | 9/29/2020            | \$175,000                        | \$175,000                    | \$0                                   |
| Department of Mental Health and Addiction Services | MCCALL FOUNDATION INC               | 20MHA6021      | 20-6021 (Family Support SOR YR2)   | Y           | \$0          | \$9,000      | \$0        | \$9,000       | 9/30/2019           | 9/30/2020            | \$24,000                         | \$24,000                     | \$0                                   |
| Department of Mental Health and Addiction Services | MCCALL FOUNDATION INC               | 20MHA6049      | MAT OP RC SOR YR2  | N           | \$0          | \$40,000     | \$0        | \$40,000      | 9/30/2019           | 9/29/2020            | \$177,000                        | \$177,000                    | \$0                                   |
| Department of Mental Health and Addiction Services | MCCALL FOUNDATION INC               | 20MHA6057      | SOR - Mobile Employment Services SOR - Mobile Employment Services            | N           | \$0          | \$25,000     | \$0        | \$25,000      | 9/30/2019           | 9/29/2020            | \$101,500                        | \$101,500                    | \$0                                   |
| Department of Mental Health and Addiction Services | MCCALL FOUNDATION INC               | 21MHA6033      | Education and Family Support (EFS) SOR YR3                                   | N           | \$0          | \$12,000     | \$0        | \$12,000      | 9/30/2020           | 9/29/2021            | \$24,000                         | \$12,000                     | \$12,000                              |
| Department of Mental Health and Addiction Services | MCCALL FOUNDATION INC               | 21MHA6039      | Mobile Outreach and Medication Assisted Treatment (MAT)                      | N           | \$0          | \$87,500     | \$0        | \$87,500      | 9/30/2020           | 9/29/2022            | \$350,000                        | \$87,500                     | \$262,500                             |
| Department of Mental Health and Addiction Services | MCCALL FOUNDATION INC               | 21MHA6057      | Mobile Employment Services (MES) SOR YR3                                     | N           | \$0          | \$74,125     | \$0        | \$74,125      | 9/30/2020           | 9/29/2022            | \$203,000                        | \$74,125                     | \$128,875                             |
| Department of Mental Health and Addiction Services | MCCALL FOUNDATION INC               | 21MHA6062      | Clinic Based Medication Assisted Treatment (CB-MAT) SOR YR3                  | N           | \$0          | \$70,000     | \$0        | \$70,000      | 9/30/2020           | 9/29/2022            | \$280,000                        | \$70,000                     | \$210,000                             |
| Department of Mental Health and Addiction Services | MENTAL HEALTH CONNECTICUT INC       | 19MHA2139      | MHA00602 / Adult Vocational Services / SFY2019                               | N           | \$520,230    | \$0          | \$0        | \$520,230     | 7/1/2018            | 6/30/2021            | \$1,520,081                      | \$1,520,081                  | \$0                                   |
| Department of Mental Health and Addiction Services | MENTAL HEALTH CONNECTICUT INC       | 20MHA2170      | MHA13103 FY20 Independence Center  | M           | \$6,026,695  | \$0          | \$0        | \$6,026,695   | 7/1/2019            | 6/30/2022            | \$18,024,136                     | \$11,982,604                 | \$6,041,532                           |
| Department of Mental Health and Addiction Services | MENTAL HEALTH CONNECTICUT INC       | 21MHA2022POS01 | N Community Support MHA13109 Stamford Residential Support SFY21              | M           | \$4,644,343  | \$118,230    | \$0        | \$4,762,573   | 7/1/2020            | 6/30/2023            | \$14,402,080                     | \$4,762,573                  | \$9,639,507                           |
| Department of Mental Health and Addiction Services | MERCY HOUSING & SHELTER CORPORATION | 19MHA2140      | MHA13201 / The Residence / SFY2019   | M           | \$1,797,548  | \$594,549    | \$0        | \$2,392,097   | 7/1/2018            | 6/30/2021            | \$7,171,769                      | \$7,165,064                  | \$6,705                               |
| Department of Mental Health and Addiction Services | MERCY HOUSING & SHELTER CORPORATION | 19MHA2141      | MHA13217 / DOH Supportive Housing Middletown (FFS) / SFY19                   | N           | \$0          | \$17,928     | \$0        | \$17,928      | 7/1/2018            | 6/30/2021            | \$73,533                         | \$64,294                     | \$9,239                               |
| Department of Mental Health and Addiction Services | MIDDLESEX HOSPITAL                  | 17MHA6019AA    | Physician/APRN Services- SFY17   | N           | \$12,674     | \$0          | \$0        | \$12,674      | 7/1/2016            | 10/31/2020           | \$1,248,692                      | \$529,558                    | \$719,134                             |
| Department of Mental Health and Addiction Services | MIDDLESEX HOSPITAL                  | 21MHA2067POS01 | N Case Management, MHA13502 - SFY21  | N           | \$143,119    | \$0          | \$0        | \$143,119     | 7/1/2020            | 6/30/2023            | \$429,357                        | \$143,119                    | \$286,238                             |
| Department of Mental Health and Addiction Services | MIDWESTERN CONNECTICUT COUNCIL OF   | 18MHA2060      | MHA13704/Pre-Trial DUI Alcohol Ed/FY2018                                     | Y           | \$54,239     | \$0          | \$80,591   | \$134,830     | 1/1/2018            | 6/30/2021            | \$1,822,559                      | \$1,173,457                  | \$649,103                             |
| Department of Mental Health and Addiction Services | MIDWESTERN CONNECTICUT COUNCIL OF   | 20MHA2188      | MHA13702 Better Choice SFY20   | Y           | \$0          | \$0          | \$391,514  | \$391,514     | 1/1/2020            | 12/31/2022           | \$783,028                        | \$391,514                    | \$391,514                             |





| Agency   | Supplier Name                            | Contract ID #  | Contract Description  | Competitive | Payments     |              |            |               | Term                |                      |                                  |                              |                                       |
|--|--|----------------|---|-------------|--------------|--------------|------------|---------------|---------------------|----------------------|----------------------------------|------------------------------|---------------------------------------|
|  |  |                |   |             | General Fund | Federal Fund | Other Fund | Total FY 2021 | Contract Begin Date | Contract Expire Date | Cumulative Contract Total Amount | Cumulative Contract Payments | Cumulative Contract Balance Remaining |
| Department of Mental Health and Addiction Services | MIDWESTERN CONNECTICUT COUNCIL OF        | 20MHA6062      | SOR - Treatment Pathways Program Waterbury  | N           | \$0          | \$30,000     | \$0        | \$30,000      | 9/30/2019           | 9/29/2020            | \$101,500                        | \$101,500                    | \$0                                   |
| Department of Mental Health and Addiction Services | MIDWESTERN CONNECTICUT COUNCIL OF        | 20MHA6063      | SOR - Treatment Pathways Program Torrington   | N           | \$0          | \$30,000     | \$0        | \$30,000      | 9/30/2019           | 9/29/2020            | \$101,500                        | \$101,500                    | \$0                                   |
| Department of Mental Health and Addiction Services | MIDWESTERN CONNECTICUT COUNCIL OF        | 21MHA2171POS01 | N Case Management: Addiction MHA13911 Case Management (Danbury) SFY21   | M           | \$698,967    | \$646,223    | \$0        | \$1,345,190   | 7/1/2020            | 6/30/2023            | \$4,035,570                      | \$1,345,190                  | \$2,690,380                           |
| Department of Mental Health and Addiction Services | MIDWESTERN CONNECTICUT COUNCIL OF        | 21MHA2302POS01 | N Problem Gambling Brief Treatment MHA13712 SFY21   | N           | \$0          | \$0          | \$21,024   | \$21,024      | 7/1/2020            | 6/30/2023            | \$63,072                         | \$21,024                     | \$42,048                              |
| Department of Mental Health and Addiction Services | MULTILINGUAL REHABILITATION & ASSESSMENT | 18MHA6035      | CMHC Multilingual Assessment  | N           | \$6,000      | \$0          | \$0        | \$6,000       | 7/1/2017            | 6/30/2023            | \$247,050                        | \$69,188                     | \$177,863                             |
| Department of Mental Health and Addiction Services | MY PEOPLE CLINICAL SERVICES LLC          | 19MHA2142      | MHA14151 / Bridgeway House / SFY2019  | M           | \$1,898,717  | \$0          | \$0        | \$1,898,717   | 7/1/2018            | 6/30/2021            | \$5,504,798                      | \$5,504,798                  | \$0                                   |
| Department of Mental Health and Addiction Services | MY SISTERS PLACE INC                     | 21MHA2143POS01 | N Emergency Housing Assistance - HAF - MHA14210 SFY21   | M           | \$1,707,233  | \$12,349     | \$52,500   | \$1,772,082   | 7/1/2020            | 6/30/2023            | \$5,056,246                      | \$1,772,082                  | \$3,284,164                           |
| Department of Mental Health and Addiction Services | NAMI OF CONNECTICUT INC                  | 20MHA6020      | SOR - Family Support  | N           | \$0          | \$9,000      | \$0        | \$9,000       | 9/30/2019           | 9/29/2020            | \$24,000                         | \$24,000                     | \$0                                   |
| Department of Mental Health and Addiction Services | NAMI OF CONNECTICUT INC                  | 21MHA2144POS01 | N Family Support, Consultation & Education SFY21  | N           | \$218,122    | \$67,576     | \$0        | \$285,698     | 7/1/2020            | 6/30/2023            | \$857,094                        | \$285,698                    | \$571,396                             |
| Department of Mental Health and Addiction Services | NAMI OF CONNECTICUT INC                  | 21MHA6034      | Education and Family Support (EFS) SOR YR3  | N           | \$0          | \$21,000     | \$0        | \$21,000      | 9/30/2020           | 9/29/2021            | \$24,000                         | \$21,000                     | \$3,000                               |
| Department of Mental Health and Addiction Services | NATCHAUG HOSPITAL INC                    | 20MHA2090      | MHA14405 / FY20 Intermediate Care   | N           | \$232,366    | \$0          | \$0        | \$232,366     | 7/1/2019            | 6/30/2022            | \$697,098                        | \$464,732                    | \$232,366                             |
| Department of Mental Health and Addiction Services | NATCHAUG HOSPITAL INC                    | 20MHA2091      | MHA14407 / 23 Hour Observation (FFS), FY20  | N           | \$183,742    | \$0          | \$0        | \$183,742     | 7/1/2019            | 6/30/2022            | \$2,377,620                      | \$386,612                    | \$1,991,008                           |
| Department of Mental Health and Addiction Services | NEW DAY HOME CARE INC                    | 20MHA6046      | Supportive Services   | N           | \$4,105      | \$0          | \$0        | \$4,105       | 1/1/2020            | 9/1/2020             | \$24,690                         | \$16,034                     | \$8,656                               |
| Department of Mental Health and Addiction Services | NEW DAY HOME CARE INC                    | 21MHA6020      | 21MHA6020   | E           | \$19,695     | \$0          | \$0        | \$19,695      | 7/1/2020            | 4/30/2021            | \$19,962                         | \$19,695                     | \$268                                 |
| Department of Mental Health and Addiction Services | NEW DAY HOME CARE INC                    | 21MHA6059      | 21MHA6059   | N           | \$19,245     | \$0          | \$0        | \$19,245      | 12/1/2020           | 6/30/2022            | \$78,798                         | \$19,245                     | \$59,554                              |
| Department of Mental Health and Addiction Services | NEW LONDON HOMELESS HOSPITALITY          | 21MHA2092POS01 | N FUSE Program / #MHA14687 / SFY21  | N           | \$143,449    | \$38,580     | \$0        | \$182,029     | 7/1/2020            | 6/30/2023            | \$636,087                        | \$182,029                    | \$454,058                             |
| Department of Mental Health and Addiction Services | NEW REACH INC                            | 19MHA2068      | MHA14601 / SFY19 / Pilots Program   | M           | \$849,298    | \$254,075    | \$0        | \$1,103,373   | 7/1/2018            | 6/30/2021            | \$3,087,559                      | \$3,028,364                  | \$59,195                              |
| Department of Mental Health and Addiction Services | NEWTOWN YOUTH AND FAMILY SERVICES INC    | 16MHA2305      | CSC Initiative FY16   | Y           | \$0          | \$115,624    | \$0        | \$115,624     | 7/1/2015            | 6/30/2021            | \$603,337                        | \$603,337                    | \$0                                   |
| Department of Mental Health and Addiction Services | NORTHWEST CHARITIES INC                  | 20MHA6002      | To provide highly specialized treatment for young adults who are diagnosed with high risk sexual acting out behaviors | N           | \$232,650    | \$0          | \$0        | \$232,650     | 7/1/2019            | 6/30/2022            | \$903,375                        | \$490,875                    | \$412,500                             |
| Department of Mental Health and Addiction Services | OP HOPE OF FAIRFIELD INC                 | 19MHA2024      | MHA13401 / Next Steps - Pilots / SFY19  | N           | \$696,332    | \$0          | \$0        | \$696,332     | 7/1/2018            | 6/30/2021            | \$2,083,593                      | \$2,083,593                  | \$0                                   |
| Department of Mental Health and Addiction Services | OPTIMUS HEALTH CARE INC                  | 19MHA1075POS01 | MHA15780 PIC-CT,SFY19   | N           | \$0          | \$451,777    | \$0        | \$451,777     | 9/30/2018           | 6/30/2021            | \$2,155,026                      | \$905,215                    | \$1,249,811                           |
| Department of Mental Health and Addiction Services | OPTIMUS HEALTH CARE INC                  | 20MHA2025      | MHA01701: Project Nueva Vida SFY20  | N           | \$164,209    | \$0          | \$0        | \$164,209     | 7/1/2019            | 6/30/2022            | \$492,627                        | \$328,418                    | \$164,209                             |
| Department of Mental Health and Addiction Services | PACIFIC HOUSE INC                        | 19MHA2032      | MHA17901 / Pacific House / SFY19  | N           | \$313,878    | \$0          | \$0        | \$313,878     | 7/1/2018            | 6/30/2021            | \$1,101,703                      | \$1,101,703                  | \$0                                   |
| Department of Mental Health and Addiction Services | PATHWAYS INC                             | 20MHA2026      | MHA15901: Davis Supervised Apartments SFY20   | N           | \$850,091    | \$0          | \$0        | \$850,091     | 7/1/2019            | 6/30/2022            | \$2,532,073                      | \$1,681,467                  | \$850,606                             |
| Department of Mental Health and Addiction Services | PERCEPTION PROGRAMS INC                  | 20MHA2094      | MHA16001 / FY20 / CM Latino Outreach (SA)   | N           | \$429,373    | \$358,480    | \$334,538  | \$1,122,391   | 7/1/2019            | 6/30/2022            | \$3,356,657                      | \$2,239,524                  | \$1,117,133                           |
| Department of Mental Health and Addiction Services | POSITIVE DIRECTIONS                      | 16MHA2311      | CSC Initiative SFY16  | Y           | \$0          | \$115,509    | \$0        | \$115,509     | 1/1/2016            | 6/30/2021            | \$552,992                        | \$552,992                    | \$0                                   |
| Department of Mental Health and Addiction Services | POSITIVE DIRECTIONS                      | 20MHA2027      | MHA16204: Substance Abuse Outpatient SFY20  | N           | \$57,966     | \$0          | \$0        | \$57,966      | 7/1/2019            | 6/30/2022            | \$173,898                        | \$115,932                    | \$57,966                              |
| Department of Mental Health and Addiction Services | PRIME TIME HOUSE                         | 21MHA2173POS01 | N Employment Services: EBP MHA16302 Vocational Rehab- Torrington SFY21 FUNDING  | N           | \$875,977    | \$0          | \$0        | \$875,977     | 7/1/2020            | 6/30/2023            | \$2,627,931                      | \$875,977                    | \$1,751,954                           |
| Department of Mental Health and Addiction Services | PROSPECT WATERBURY INC                   | 21MHA2177POS01 | N Crisis Respite Services MHA19906 Crisis Respite   | N           | \$1,389,224  | \$249,673    | \$0        | \$1,638,897   | 7/1/2020            | 6/30/2023            | \$4,916,691                      | \$1,638,897                  | \$3,277,794                           |
| Department of Mental Health and Addiction Services | RECOVERY NETWORK OF PROGRAMS INC         | 19MHA2028      | MHA16901 / HIV/AIDS / SFY19   | M           | \$2,895,691  | \$532,587    | \$0        | \$3,428,278   | 7/1/2018            | 6/30/2021            | \$10,231,633                     | \$10,231,633                 | \$0                                   |
| Department of Mental Health and Addiction Services | RECOVERY NETWORK OF PROGRAMS INC         | 20MHA6043      | SOR - Recovery Coach in Methadone Clinic  | N           | \$0          | \$50,000     | \$0        | \$50,000      | 9/30/2019           | 9/29/2020            | \$122,000                        | \$122,000                    | \$0                                   |
| Department of Mental Health and Addiction Services | RECOVERY NETWORK OF PROGRAMS INC         | 20MHA6083      | How Can We Help   | N           | \$0          | \$25,000     | \$0        | \$25,000      | 3/1/2020            | 10/31/2020           | \$75,000                         | \$75,000                     | \$0                                   |
| Department of Mental Health and Addiction Services | RECOVERY NETWORK OF PROGRAMS INC         | 21MHA6016      | How Can We Help SOR YR3   | N           | \$0          | \$50,000     | \$0        | \$50,000      | 9/30/2020           | 9/29/2022            | \$150,000                        | \$50,000                     | \$100,000                             |
| Department of Mental Health and Addiction Services | RECOVERY NETWORK OF PROGRAMS INC         | 21MHA6029      | Recovery Coaching in Methadone Clinics SOR YR3  | N           | \$0          | \$92,000     | \$0        | \$92,000      | 9/30/2020           | 9/29/2022            | \$244,000                        | \$92,000                     | \$152,000                             |
| Department of Mental Health and Addiction Services | RELIANCE HEALTH INC                      | 21MHA2095POS01 | N Bozrah House / #MHA17402 / SFY21  | M           | \$10,466,030 | \$157,545    | \$0        | \$10,623,575  | 7/1/2020            | 6/30/2023            | \$31,804,975                     | \$10,623,575                 | \$21,181,400                          |
| Department of Mental Health and Addiction Services | RUSHFORD CENTER INC                      | 16MHA2309      | Prevention-CSC FY2016   | Y           | \$0          | \$115,613    | \$0        | \$115,613     | 7/1/2015            | 6/30/2021            | \$603,304                        | \$603,304                    | \$0                                   |
| Department of Mental Health and Addiction Services | RUSHFORD CENTER INC                      | 18MHA2071      | MHA13617 FY18 Shelter Plus Care   | N           | \$0          | \$5,401      | \$0        | \$5,401       | 7/1/2017            | 11/1/2020            | \$123,000                        | \$107,441                    | \$15,559                              |
| Department of Mental Health and Addiction Services | RUSHFORD CENTER INC                      | 21MHA2070POS01 | N Behavioral Health Homes - MHA17517 - BH Homes   | M           | \$8,770,743  | \$759,424    | \$0        | \$9,530,167   | 7/1/2020            | 6/30/2023            | \$28,542,361                     | \$9,530,167                  | \$19,012,194                          |



| Agency   | Supplier Name                           | Contract ID #  | Contract Description   | Competitive | Payments     |              |            |               | Term                |                      |                                  |                              |                                       |
|--|---|----------------|--|-------------|--------------|--------------|------------|---------------|---------------------|----------------------|----------------------------------|------------------------------|---------------------------------------|
|  |   |                |  |             | General Fund | Federal Fund | Other Fund | Total FY 2021 | Contract Begin Date | Contract Expire Date | Cumulative Contract Total Amount | Cumulative Contract Payments | Cumulative Contract Balance Remaining |
| Department of Mental Health and Addiction Services | RUSHFORD CENTER INC                     | 21MHA2071PO501 | N Supportive Housing Case Management - Shelter Plus Care - SFY21       | N           | \$0          | \$24,497     | \$0        | \$24,497      | 7/1/2020            | 6/30/2023            | \$123,000                        | \$24,497                     | \$98,503                              |
| Department of Mental Health and Addiction Services | SAFE FUTURES INC                        | 21MHA2096PO501 | N Next Steps Scattered-Site / MHA25001 / SFY21                         | N           | \$63,150     | \$0          | \$0        | \$63,150      | 7/1/2020            | 6/30/2023            | \$189,450                        | \$63,150                     | \$126,300                             |
| Department of Mental Health and Addiction Services | SECURE CARE OPTIONS LLC                 | 19MHA6064      | SFY 19 19MHA6064   | N           | \$423,789    | \$0          | \$688,356  | \$1,112,145   | 7/1/2018            | 6/30/2023            | \$5,974,625                      | \$3,385,047                  | \$2,589,578                           |
| Department of Mental Health and Addiction Services | SOUND COMMUNITY SERVICES INC            | 19MHA2097      | MHA09017 / SFY19 / Behavioral Health Home                              | M           | \$8,202,946  | \$167,674    | \$0        | \$8,370,620   | 7/1/2018            | 6/30/2021            | \$25,032,696                     | \$25,032,696                 | \$0                                   |
| Department of Mental Health and Addiction Services | SOUND COMMUNITY SERVICES INC            | 21MHA6035      | Education and Family Support (EFS) SOR YR3                             | N           | \$0          | \$21,000     | \$0        | \$21,000      | 9/30/2020           | 9/29/2021            | \$24,000                         | \$21,000                     | \$3,000                               |
| Department of Mental Health and Addiction Services | ST VINCENT DEPAUL PL MIDDLETOWN         | 20MHA2073      | MHA18401 / SFY20 / Liberty Commons                                     | N           | \$337,671    | \$32,471     | \$0        | \$370,142     | 7/1/2019            | 6/30/2022            | \$1,110,426                      | \$740,284                    | \$370,142                             |
| Department of Mental Health and Addiction Services | ST VINCENT'S MEDICAL CENTER             | 21MHA2035PO501 | N Supportive Housing CM MHA09602 SFY21                                 | N           | \$1,367,011  | \$0          | \$0        | \$1,367,011   | 7/1/2020            | 6/30/2022            | \$2,734,022                      | \$1,367,011                  | \$1,367,011                           |
| Department of Mental Health and Addiction Services | STAYWELL HEALTH CARE INC                | 21MHA2190PO501 | N Standard Case Management SFY21                                       | N           | \$26,608     | \$0          | \$0        | \$26,608      | 1/1/2021            | 6/30/2023            | \$133,040                        | \$26,608                     | \$106,432                             |
| Department of Mental Health and Addiction Services | SUPPORTIVE ENVIRO LIVING FACILITY INC   | 20MHA2175      | MHA17802 Geriatric Supervised Apartments FY20                          | N           | \$1,395,593  | \$0          | \$0        | \$1,395,593   | 7/1/2019            | 6/30/2022            | \$4,186,779                      | \$2,791,186                  | \$1,395,593                           |
| Department of Mental Health and Addiction Services | THAMES RIVER COMMUNITY SERVICE INC      | 21MHA2100PO501 | N Thames River Supportive Housing / MHA18951 / SFY21                   | N           | \$113,918    | \$0          | \$0        | \$113,918     | 7/1/2020            | 6/30/2023            | \$341,754                        | \$113,918                    | \$227,836                             |
| Department of Mental Health and Addiction Services | THE ACCESS AGENCY INC                   | 19MHA2077      | MHA00151 / SFY19 / Next Steps Supportive Housing                       | N           | \$38,091     | \$0          | \$0        | \$38,091      | 7/1/2018            | 6/30/2021            | \$114,022                        | \$114,022                    | \$0                                   |
| Department of Mental Health and Addiction Services | THE COMMUNITY FUND OF DARIEN            | 16MHA2298      | Connecticut Strategic Prevention Framework Coalitions Initiative SFY16 | Y           | \$0          | \$115,363    | \$0        | \$115,363     | 7/1/2015            | 6/30/2021            | \$602,554                        | \$602,554                    | \$0                                   |
| Department of Mental Health and Addiction Services | THE CONNECTICUT WOMEN'S CONSORTIUM INC  | 20MHA1077      | Hoarding Conference  | E           | \$0          | \$19,800     | \$0        | \$19,800      | 3/1/2020            | 9/29/2020            | \$19,800                         | \$19,800                     | \$0                                   |
| Department of Mental Health and Addiction Services | THE CONNECTION FUND-LIBERTY INC         | 19MHA1007      | 19-1007 (Continuum of Care)  | N           | \$4,736      | \$158,878    | \$0        | \$163,614     | 7/1/2018            | 6/30/2024            | \$1,185,840                      | \$495,754                    | \$690,086                             |
| Department of Mental Health and Addiction Services | THE CONNECTION INC                      | 18MHA2030      | MHA00502/Pre-Trial DUI Alcohol Ed. (FFS)                               | Y           | \$37,261     | \$0          | \$90,590   | \$127,851     | 1/1/2018            | 6/30/2021            | \$1,228,000                      | \$838,151                    | \$389,849                             |
| Department of Mental Health and Addiction Services | THE CONNECTION INC                      | 19MHA6093      | Women's Reach  | Y           | \$125,673    | \$0          | \$0        | \$125,673     | 1/1/2019            | 6/30/2023            | \$1,131,057                      | \$377,019                    | \$754,038                             |
| Department of Mental Health and Addiction Services | THE CONNECTION INC                      | 20MHA2049      | MHA00503 / SFY20 / Cornerstone   | M           | \$6,359,547  | \$1,603,086  | \$0        | \$7,962,633   | 7/1/2019            | 6/30/2022            | \$23,678,231                     | \$15,715,598                 | \$7,962,633                           |
| Department of Mental Health and Addiction Services | THE CONSULTATION CENTER INC             | 15MHA2310AA    | Prevention - CSC FY2016  | Y           | \$0          | \$115,678    | \$0        | \$115,678     | 7/1/2015            | 6/30/2021            | \$603,499                        | \$603,499                    | \$0                                   |
| Department of Mental Health and Addiction Services | THE CONSULTATION CENTER INC             | 20MHA2051      | MHA04102/Riverside Education Academy/FY20                              | N           | \$157,009    | \$0          | \$0        | \$157,009     | 7/1/2019            | 6/30/2022            | \$471,027                        | \$314,018                    | \$157,009                             |
| Department of Mental Health and Addiction Services | THE HARTFORD DISPENSARY INC             | 20MHA2130      | MHA10003, Case Management, FY20  | N           | \$129,577    | \$267,866    | \$0        | \$397,443     | 7/1/2019            | 6/30/2022            | \$1,193,105                      | \$795,662                    | \$397,443                             |
| Department of Mental Health and Addiction Services | THE KENNEDY CENTER INC                  | 19MHA2016      | MHA12103 / Work Services / SFY19                                       | N           | \$414,313    | \$26,690     | \$0        | \$441,003     | 7/1/2018            | 6/30/2021            | \$1,323,009                      | \$1,323,009                  | \$0                                   |
| Department of Mental Health and Addiction Services | THE KENNEDY CENTER INC                  | 21MHA2168PO501 | N Employment Services: EBP MHA12105 Employment Services                | N           | \$251,245    | \$0          | \$0        | \$251,245     | 7/1/2020            | 6/30/2023            | \$753,735                        | \$251,245                    | \$502,490                             |
| Department of Mental Health and Addiction Services | THE NORWALK HOSPITAL ASSOCIATION        | 20MHA2023      | MHA15503: Psychiatric Outpatient Clinical SFY20                        | N           | \$1,511,397  | \$0          | \$0        | \$1,511,397   | 7/1/2019            | 6/30/2022            | \$4,534,191                      | \$3,022,794                  | \$1,511,397                           |
| Department of Mental Health and Addiction Services | THE OPEN DOOR SHELTER INC               | 19MHA2184PO501 | OFDC 2017 PSH SFY19  | N           | \$0          | \$23,325     | \$0        | \$23,325      | 7/1/2018            | 6/30/2021            | \$93,300                         | \$85,525                     | \$7,775                               |
| Department of Mental Health and Addiction Services | THE SOUTHEASTERN COUNCIL ON ALCOHOLISM  | 18MHA2053      | MHA18112/Pre-Trial DUI Alcohol Ed. (FFS)                               | Y           | \$27,598     | \$0          | \$33,663   | \$61,261      | 1/1/2018            | 6/30/2021            | \$1,069,160                      | \$504,232                    | \$564,929                             |
| Department of Mental Health and Addiction Services | THE SOUTHEASTERN COUNCIL ON ALCOHOLISM  | 19MHA2098      | MHA18114 / SFY19 / Post Release Transitional CM                        | M           | \$1,064,646  | \$388,212    | \$519,458  | \$1,972,316   | 7/1/2018            | 6/30/2021            | \$6,055,780                      | \$6,055,780                  | \$0                                   |
| Department of Mental Health and Addiction Services | THE SOUTHEASTERN COUNCIL ON ALCOHOLISM  | 21MHA6047      | Enhanced Medication Assisted Treatment SOR YR3                         | N           | \$0          | \$175,000    | \$0        | \$175,000     | 9/30/2020           | 9/29/2022            | \$400,000                        | \$175,000                    | \$225,000                             |
| Department of Mental Health and Addiction Services | THE ST VINCENT DEPAUL MISSION OF        | 19MHA2176      | MHA18501, Casa de Rosa, SFY19  | N           | \$1,083,805  | \$0          | \$0        | \$1,083,805   | 7/1/2018            | 6/30/2021            | \$3,206,036                      | \$3,206,036                  | \$0                                   |
| Department of Mental Health and Addiction Services | THE VILLAGE FOR FAMILIES & CHILDREN INC | 19MHA6095      | Women's Reach  | Y           | \$0          | \$314,183    | \$0        | \$314,183     | 1/1/2019            | 6/30/2023            | \$1,131,057                      | \$565,529                    | \$565,529                             |
| Department of Mental Health and Addiction Services | THE VILLAGE FOR FAMILIES & CHILDREN INC | 20MHA6035      | SOR - Enhanced Medication Assisted Treatment                           | N           | \$0          | \$60,000     | \$0        | \$60,000      | 9/30/2019           | 10/31/2020           | \$222,000                        | \$222,000                    | \$0                                   |
| Department of Mental Health and Addiction Services | THE VILLAGE FOR FAMILIES & CHILDREN INC | 21MHA6044      | Enhanced Medication Assisted Treatment (E-MAT) SOR YR3                 | N           | \$0          | \$150,000    | \$0        | \$150,000     | 9/30/2020           | 9/29/2022            | \$400,000                        | \$150,000                    | \$250,000                             |
| Department of Mental Health and Addiction Services | TOTAL RENAL CARE OF NEW YORK INC        | 17MHA6001      | Hemodialysis Therapy   | N           | \$162,900    | \$0          | \$0        | \$162,900     | 7/1/2016            | 6/30/2023            | \$4,704,959                      | \$835,137                    | \$3,869,822                           |
| Department of Mental Health and Addiction Services | TOWN OF STAFFORD                        | 19MHA2148      | MHA19101 / Stafford Family Services / SFY2019                          | E           | \$56,186     | \$20,349     | \$0        | \$76,535      | 7/1/2018            | 6/30/2021            | \$229,098                        | \$229,098                    | \$0                                   |
| Department of Mental Health and Addiction Services | TRIANGLE COMMUNITY CENTER INC           | 19MHA2182      | MHA20951 / Triangle Access Center / SFY19                              | N           | \$39,924     | \$0          | \$0        | \$39,924      | 7/1/2018            | 6/30/2021            | \$119,537                        | \$119,537                    | \$0                                   |
| Department of Mental Health and Addiction Services | TRICIRCLE INC                           | 21MHA6036      | Education and Family Support (EFS) SOR YR3                             | N           | \$0          | \$21,000     | \$0        | \$21,000      | 9/30/2020           | 9/29/2021            | \$24,000                         | \$21,000                     | \$3,000                               |
| Department of Mental Health and Addiction Services | TRICIRCLE INC                           | 21MHA6037      | Family and Education Support (EFS) Enfield SOR YR3                     | N           | \$0          | \$21,000     | \$0        | \$21,000      | 9/30/2020           | 9/29/2021            | \$24,000                         | \$21,000                     | \$3,000                               |
| Department of Mental Health and Addiction Services | TVCCA INC                               | 20MHA2101      | MHA18904 / SFY20 / Next Step   | N           | \$138,246    | \$0          | \$0        | \$138,246     | 7/1/2019            | 6/30/2022            | \$414,738                        | \$276,492                    | \$138,246                             |
| Department of Mental Health and Addiction Services | UNIDINE CORPORATION                     | 21MHA6002      | Food Services  | N           | \$752,417    | \$0          | \$0        | \$752,417     | 7/1/2020            | 6/30/2022            | \$1,691,995                      | \$752,417                    | \$939,578                             |
| Department of Mental Health and Addiction Services | UNITED COMMUNITY & FAMILY SERVICES INC  | 20MHA2190      | MHA19201, Better Choice. SFY20   | Y           | \$0          | \$0          | \$261,009  | \$261,009     | 1/1/2020            | 6/30/2023            | \$783,028                        | \$391,514                    | \$391,514                             |





| Agency   | Supplier Name                          | Contract ID #  | Contract Description   | Competitive | Payments             |                     |                    |                      | Term                |                      |                                  |                              |                                       |
|--|--|----------------|--|-------------|----------------------|---------------------|--------------------|----------------------|---------------------|----------------------|----------------------------------|------------------------------|---------------------------------------|
|  |  |                |  |             | General Fund         | Federal Fund        | Other Fund         | Total FY 2021        | Contract Begin Date | Contract Expire Date | Cumulative Contract Total Amount | Cumulative Contract Payments | Cumulative Contract Balance Remaining |
| Department of Mental Health and Addiction Services | UNITED SERVICES INC                    | 18MHA2103      | MHA19326,Shelter Outreach (FFS), FY2018  | N           | \$0                  | \$1,340             | \$0                | \$1,340              | 7/1/2017            | 11/1/2020            | \$101,391                        | \$39,316                     | \$62,075                              |
| Department of Mental Health and Addiction Services | UNITED SERVICES INC                    | 20MHA6037      | SOR Enhanced Medication Assisted Treatment   | N           | \$0                  | \$120,000           | \$0                | \$120,000            | 9/30/2019           | 9/29/2020            | \$222,000                        | \$222,000                    | \$0                                   |
| Department of Mental Health and Addiction Services | UNITED SERVICES INC                    | 21MHA2102POS01 | N TBI Community Services #MHA19320   | M           | \$8,530,182          | \$1,012,818         | \$0                | \$9,543,000          | 7/1/2020            | 6/30/2023            | \$28,409,750                     | \$9,543,000                  | \$18,866,750                          |
| Department of Mental Health and Addiction Services | UNITED SERVICES INC                    | 21MHA2103POS01 | N Homeless Outreach Engagement - Shelter Outreach FFS - SFY21                              | N           | \$0                  | \$4,440             | \$0                | \$4,440              | 7/1/2020            | 6/30/2023            | \$101,391                        | \$4,440                      | \$96,951                              |
| Department of Mental Health and Addiction Services | VINFEN CORPORATION OF CONNECTICUT INC  | 19MHA2149      | MHA19751 / Freedom House / SFY2019   | M           | \$3,221,547          | \$0                 | \$0                | \$3,221,547          | 7/1/2018            | 6/30/2021            | \$9,643,451                      | \$9,643,451                  | \$0                                   |
| Department of Mental Health and Addiction Services | VINFEN CORPORATION OF CONNECTICUT INC  | 19MHA2150      | MHA19753, YAS (FFS), SFY19   | N           | \$200,836            | \$0                 | \$0                | \$200,836            | 7/1/2018            | 6/30/2021            | \$669,386                        | \$616,256                    | \$53,130                              |
| Department of Mental Health and Addiction Services | VISTA LIFE INNOVATIONS INC             | 18MHA6015      | 18MHA6015  | N           | \$155,451            | \$0                 | \$14,214           | \$169,665            | 7/1/2017            | 6/30/2023            | \$2,850,249                      | \$645,357                    | \$2,204,892                           |
| Department of Mental Health and Addiction Services | WELLMORE INC                           | 19MHA1076POS01 | MHA14018 PIC-CT SFY19  | M           | \$0                  | \$985,064           | \$0                | \$985,064            | 9/30/2018           | 9/29/2023            | \$4,582,756                      | \$2,223,120                  | \$2,359,636                           |
| Department of Mental Health and Addiction Services | WELLMORE INC                           | 21MHA2178POS01 | N Case Management: Addiction MHA14012 Case Management (Waterbury) SFY21                    | M           | \$1,366,678          | \$1,144,810         | \$94,655           | \$2,606,143          | 7/1/2020            | 6/30/2023            | \$7,799,429                      | \$2,606,143                  | \$5,193,286                           |
| Department of Mental Health and Addiction Services | WHEELER CLINIC INC                     | 18MHA2086      | MHA20004\Pre-Trial DUI Alcohol Ed.(FFS)  | Y           | \$45,443             | \$0                 | \$37,385           | \$82,828             | 1/1/2018            | 6/30/2021            | \$1,705,578                      | \$1,060,315                  | \$645,263                             |
| Department of Mental Health and Addiction Services | WHEELER CLINIC INC                     | 20MHA2151      | FASD, MHA20024, FY20   | M           | \$713,202            | \$368,751           | \$0                | \$1,081,953          | 7/1/2019            | 6/30/2022            | \$3,275,026                      | \$2,193,073                  | \$1,081,953                           |
| Department of Mental Health and Addiction Services | WHEELER CLINIC INC                     | 20MHA2183      | Access Line\MHA20026\FY20  | N           | \$565,785            | \$102,500           | \$0                | \$668,285            | 7/1/2019            | 6/30/2022            | \$1,982,355                      | \$1,316,570                  | \$665,785                             |
| Department of Mental Health and Addiction Services | WHEELER CLINIC INC                     | 20MHA2185      | Outpatient Clinical  | Y           | \$158,223            | \$0                 | \$0                | \$158,223            | 8/15/2019           | 6/30/2022            | \$454,891                        | \$296,668                    | \$158,223                             |
| Department of Mental Health and Addiction Services | WHEELER CLINIC INC                     | 20MHA6050      | SOR Medication Assisted Treatment Outpatient combined with Recovery Coach                  | N           | \$0                  | \$40,000            | \$0                | \$40,000             | 9/30/2019           | 9/29/2020            | \$177,000                        | \$177,000                    | \$0                                   |
| Department of Mental Health and Addiction Services | WHEELER CLINIC INC                     | 21MHA2189      | C Better Choice- MHA20003 - FY21   | Y           | \$0                  | \$0                 | \$130,505          | \$130,505            | 7/1/2020            | 12/31/2022           | \$652,523                        | \$130,505                    | \$522,018                             |
| Department of Mental Health and Addiction Services | WHEELER CLINIC INC                     | 21MHA6022      | PROUD Grant New Britain/Bristol Regions  | N           | \$0                  | \$253,125           | \$0                | \$253,125            | 8/31/2020           | 8/30/2021            | \$337,500                        | \$253,125                    | \$84,375                              |
| Department of Mental Health and Addiction Services | WHEELER CLINIC INC                     | 21MHA6063      | Clinic Based Medication Assisted Treatment (CB-MAT) SOR YR3                                | N           | \$0                  | \$105,000           | \$0                | \$105,000            | 9/30/2020           | 9/29/2022            | \$280,000                        | \$105,000                    | \$175,000                             |
| Department of Mental Health and Addiction Services | WILLIAM W BACKUS HOSPITAL              | 19MHA2104      | MHA01102 / SFY19 / Center for Mental Health  | N           | \$195,713            | \$0                 | \$0                | \$195,713            | 7/1/2018            | 6/30/2021            | \$584,445                        | \$584,445                    | \$0                                   |
| Department of Mental Health and Addiction Services | WINDHAM REGIONAL COMMUNITY COUNCIL INC | 21MHA2106POS01 | N New Foundations / #MHA20851 / SFY21  | N           | \$0                  | \$53,560            | \$0                | \$53,560             | 7/1/2020            | 6/30/2023            | \$111,000                        | \$53,560                     | \$57,440                              |
| Department of Mental Health and Addiction Services | WINDHAM REGIONAL COMMUNITY COUNCIL INC | 21MHA2107POS01 | N Supportive Housing Case Management - New Foundations FFS - SFY21                         | N           | \$0                  | \$7,623             | \$0                | \$7,623              | 7/1/2020            | 6/30/2023            | \$36,288                         | \$7,623                      | \$28,665                              |
| Department of Mental Health and Addiction Services | YALE NEW HAVEN HOSPITAL                | 17MHA6005      | Management of Yale Pharmacy FY 18  | N           | \$876,042            | \$0                 | \$0                | \$876,042            | 7/1/2017            | 6/30/2022            | \$4,567,495                      | \$3,354,026                  | \$1,213,469                           |
| Department of Mental Health and Addiction Services | YALE NEW HAVEN HOSPITAL                | 21MHA2075POS01 | N Acute Care Program, MHA20103 - SFY21   | N           | \$320,098            | \$107,231           | \$0                | \$427,329            | 7/1/2020            | 6/30/2023            | \$1,281,987                      | \$427,329                    | \$854,658                             |
| Department of Mental Health and Addiction Services | YALE UNIVERSITY                        | 17MHA6002      | Primary Care Physicians: SFY 2017  | N           | \$9,260              | \$0                 | \$0                | \$9,260              | 7/1/2016            | 8/31/2020            | \$323,776                        | \$323,775                    | \$1                                   |
| Department of Mental Health and Addiction Services | YALE UNIVERSITY                        | 19MHA6068      | Forensic Inpatient FY20  | M           | \$21,524,172         | \$304,716           | \$0                | \$21,828,888         | 7/1/2019            | 6/30/2022            | \$63,844,969                     | \$43,329,521                 | \$20,515,448                          |
| Department of Mental Health and Addiction Services | YALE UNIVERSITY                        | 19MHA6117      | PRIME Clinic, CHR-P  | N           | \$0                  | \$100,000           | \$0                | \$100,000            | 10/1/2018           | 9/29/2022            | \$1,550,000                      | \$800,000                    | \$750,000                             |
| Department of Mental Health and Addiction Services | YALE UNIVERSITY                        | 20MHA6010      | SOR - Street Based Opiate Use Disorder Services  | N           | \$0                  | \$367,082           | \$0                | \$367,082            | 7/1/2019            | 9/29/2020            | \$367,082                        | \$367,082                    | \$0                                   |
| Department of Mental Health and Addiction Services | YALE UNIVERSITY                        | 20MHA6066      | SOR Latino Citizenship Model   | N           | \$0                  | \$50,000            | \$0                | \$50,000             | 9/30/2019           | 3/31/2021            | \$205,332                        | \$205,332                    | \$0                                   |
| Department of Mental Health and Addiction Services | YALE UNIVERSITY                        | 20MHA6067      | SOR - Imani Citizenship Model  | N           | \$0                  | \$75,000            | \$0                | \$75,000             | 9/30/2019           | 3/31/2021            | \$251,161                        | \$251,161                    | \$0                                   |
| Department of Mental Health and Addiction Services | YALE UNIVERSITY                        | 20MHA6085      | Yale Primary FY21  | N           | \$117,899            | \$0                 | \$0                | \$117,899            | 7/1/2020            | 6/30/2024            | \$493,243                        | \$117,899                    | \$375,345                             |
| Department of Mental Health and Addiction Services | YALE UNIVERSITY                        | 21MHA2074POS01 | N South Central Crisis Program, MHA20208 - SFY21   | M           | \$581,508            | \$0                 | \$132,000          | \$713,508            | 7/1/2020            | 6/30/2023            | \$2,069,146                      | \$713,508                    | \$1,355,638                           |
| Department of Mental Health and Addiction Services | YOUTH & FAMILY SERVICES OF HADDAM      | 15MHA2308AA    | Prevention - CSC FY2016  | Y           | \$0                  | \$115,292           | \$0                | \$115,292            | 7/1/2015            | 6/30/2021            | \$602,341                        | \$602,341                    | \$0                                   |
| Department of Mental Health and Addiction Services | YOUTH CHALLENGE OF CONNECTICUT         | 21MHA2009POS01 | N Intermediate & Long Term Treatment - Youth Challenge Men's Home - SFY21                  | N           | \$0                  | \$30,146            | \$0                | \$30,146             | 7/1/2020            | 6/30/2023            | \$90,438                         | \$30,146                     | \$60,292                              |
| Department of Mental Health and Addiction Services | YOUTH CONTINUUM INC                    | 21MHA2076POS01 | N Young Adult Access Center MHA20326   | N           | \$3,541              | \$0                 | \$206,219          | \$209,760            | 7/1/2020            | 6/30/2023            | \$629,280                        | \$209,760                    | \$419,520                             |
| Department of Mental Health and Addiction Services | YWCA HARTFORD REGION INC               | 20MHA2152      | MHA20401 / Emergency Shelter, FY20   | N           | \$57,215             | \$0                 | \$0                | \$57,215             | 7/1/2019            | 6/30/2022            | \$171,645                        | \$114,430                    | \$57,215                              |
| <b>Total</b>                                       | <b>315</b>                             |                |  |             | <b>\$273,833,770</b> | <b>\$37,543,399</b> | <b>\$8,938,244</b> | <b>\$320,315,413</b> |                     |                      | <b>\$1,016,341,121</b>           | <b>\$615,898,042</b>         | <b>\$400,443,079</b>                  |
| Office of Early Childhood                          | ABILIS INC                             | 12D50700BT     | Birth to Three services  | Y           | \$69,463             | \$0                 | \$0                | \$69,463             | 7/1/2012            | 6/30/2020            | \$11,775,940                     | \$6,272,513                  | \$5,503,427                           |
| Office of Early Childhood                          | ABILIS INC                             | 20OECB2301ABI  | 20OECB2301ABI Birth to Three   | Y           | \$775,866            | \$0                 | \$0                | \$775,866            | 7/1/2020            | 6/30/2025            | \$5,700,000                      | \$775,866                    | \$4,924,134                           |
| Office of Early Childhood                          | ALL OUR KIN INC                        | 19OECFCC01AOK  | Family Child Care Network services   | Y           | \$0                  | \$115,500           | \$0                | \$115,500            | 7/1/2019            | 9/30/2021            | \$231,000                        | \$218,500                    | \$12,500                              |
| Office of Early Childhood                          | ALL OUR KIN INC                        | 20OECOV01AOK   | DECD Workforce Development Program Coronavirus Relief Funds for licensure support toolkits | N           | \$0                  | \$431,000           | \$0                | \$431,000            | 8/14/2020           | 12/30/2020           | \$431,000                        | \$431,000                    | \$0                                   |



| Agency                    | Supplier Name                           | Contract ID # | Contract Description   | Competitive | Payments     |              |            |               | Term                |                      |                                  |                              |                                       |
|---------------------------|---|---------------|--|-------------|--------------|--------------|------------|---------------|---------------------|----------------------|----------------------------------|------------------------------|---------------------------------------|
|                           |   |               |  |             | General Fund | Federal Fund | Other Fund | Total FY 2021 | Contract Begin Date | Contract Expire Date | Cumulative Contract Total Amount | Cumulative Contract Payments | Cumulative Contract Balance Remaining |
| Office of Early Childhood | ALLIANCE FOR COMMUNITY EMPOWERMENT INC  | 200ECCDC01ACE | 200ECCDC01ACE-CDC  | N           | \$1,077,362  | \$0          | \$0        | \$1,077,362   | 10/5/2020           | 6/30/2022            | \$4,249,238                      | \$1,077,362                  | \$3,171,875                           |
| Office of Early Childhood | AMERICAN SCHOOL FOR THE DEAF            | 12D50731BT    | Birth to Three services  | Y           | \$6,627      | \$0          | \$0        | \$6,627       | 7/1/2012            | 6/30/2020            | \$4,500,000                      | \$1,677,618                  | \$2,822,383                           |
| Office of Early Childhood | AMERICAN SCHOOL FOR THE DEAF            | 200ECB2301ASD | 200ECB2301ASD Birth to Three   | Y           | \$139,425    | \$5,957      | \$0        | \$145,382     | 7/1/2020            | 6/30/2025            | \$800,000                        | \$145,382                    | \$654,618                             |
| Office of Early Childhood | AW HOLDINGS LLC                         | 12D50701BT    | Birth to Three services  | Y           | \$36,877     | \$0          | \$0        | \$36,877      | 7/1/2012            | 6/30/2020            | \$4,540,000                      | \$2,321,523                  | \$2,218,477                           |
| Office of Early Childhood | AW HOLDINGS LLC                         | 200ECB2301AWH | 200ECB2301AWH Birth To Three   | Y           | \$967,873    | \$215,551    | \$0        | \$1,183,424   | 7/1/2020            | 6/30/2025            | \$1,800,000                      | \$1,183,424                  | \$616,576                             |
| Office of Early Childhood | BEACON SERVICES OF CT                   | 12D50702BT    | Birth to Three services  | Y           | \$388,600    | \$0          | \$0        | \$388,600     | 7/1/2012            | 6/30/2020            | \$17,077,440                     | \$10,495,126                 | \$6,582,314                           |
| Office of Early Childhood | BEACON SERVICES OF CT                   | 200ECB2301BEA | 200ECB2301BEA Birth To Three   | Y           | \$2,292,285  | \$486,686    | \$0        | \$2,778,971   | 7/1/2020            | 6/30/2025            | \$10,500,000                     | \$2,778,971                  | \$7,721,029                           |
| Office of Early Childhood | BHCARE INC                              | 200ECMHV01BHC | BASE Maternal, Infant & Early Childhood Home Visiting \$480,602.00   | N           | \$0          | \$486,452    | \$0        | \$486,452     | 7/1/2020            | 6/30/2021            | \$492,598                        | \$486,452                    | \$6,146                               |
| Office of Early Childhood | BRIDGEPORT HOSPITAL FOUNDATION INC      | 190ECMHV01BHF | BASE Maternal, Infant & Early Childhood Home Visiting Services   | N           | \$0          | \$3,100      | \$0        | \$3,100       | 1/1/2019            | 3/31/2021            | \$331,500                        | \$331,500                    | \$0                                   |
| Office of Early Childhood | BRIDGEPORT HOSPITAL FOUNDATION INC      | 200ECMHV01BHF | BASE Maternal, Infant & Early Childhood Home Visiting Services   | N           | \$0          | \$333,530    | \$0        | \$333,530     | 1/1/2020            | 6/30/2021            | \$497,250                        | \$496,030                    | \$1,220                               |
| Office of Early Childhood | BUILDING BRIDGES LLC                    | 12D50703BT    | Birth to Three services  | Y           | \$116,869    | \$0          | \$0        | \$116,869     | 7/1/2012            | 6/30/2020            | \$13,183,500                     | \$8,519,156                  | \$4,664,344                           |
| Office of Early Childhood | BUILDING BRIDGES LLC                    | 200ECB2301BBL | 200ECB2301BBL Birth To Three   | Y           | \$1,491,556  | \$49,140     | \$0        | \$1,540,696   | 7/1/2020            | 6/30/2025            | \$9,000,000                      | \$1,540,696                  | \$7,459,304                           |
| Office of Early Childhood | CAPITOL REGION EDUCATION COUNCIL        | 12D50709BT    | Birth to Three services  | Y           | \$65,058     | \$0          | \$0        | \$65,058      | 7/1/2012            | 6/30/2020            | \$19,000,000                     | \$9,190,433                  | \$9,809,567                           |
| Office of Early Childhood | CAPITOL REGION EDUCATION COUNCIL        | 200ECB2301CRE | 200ECB2301CRE Birth to Three   | Y           | \$698,323    | \$0          | \$0        | \$698,323     | 7/1/2020            | 6/30/2025            | \$5,970,000                      | \$698,323                    | \$5,271,677                           |
| Office of Early Childhood | CAPITOL REGION EDUCATION COUNCIL        | 200ECCOV01CRE | fiduciary for payments to child care providers for Workforce Development Board clients from DECD Coronavirus Relief Fund | N           | \$0          | \$3,165,560  | \$0        | \$3,165,560   | 8/14/2020           | 12/30/2020           | \$3,165,560                      | \$3,165,560                  | \$0                                   |
| Office of Early Childhood | CATHOLIC CHARITIES INC                  | 190ECSPT01CCH | OEC supports for Pregnancy & Parenting teens 190ECSPT01CCH   | E           | \$0          | \$9,494      | \$0        | \$9,494       | 10/1/2019           | 9/30/2020            | \$15,000                         | \$9,494                      | \$5,506                               |
| Office of Early Childhood | CATHOLIC CHARITIES INC                  | 200ECSPT01CCH | OEC supports for Pregnancy & Parenting teens 200ECSPT01CCH   | E           | \$0          | \$2,500      | \$0        | \$2,500       | 7/1/2020            | 9/30/2021            | \$2,500                          | \$2,500                      | \$0                                   |
| Office of Early Childhood | CENTRAL CONNECTICUT COAST YOUNG MEN'S   | 200ECCDC01CCY | 200ECCDC01CCY-CDC  | N           | \$335,669    | \$0          | \$0        | \$335,669     | 10/5/2020           | 6/30/2022            | \$795,814                        | \$335,669                    | \$460,145                             |
| Office of Early Childhood | CHARLOTTE HUNGERFORD HOSPITAL           | 190ECMHV01CHH | BASE Maternal, Infant & Early Childhood Home Visiting Program  | N           | \$0          | \$3,830      | \$0        | \$3,830       | 1/1/2019            | 3/31/2021            | \$501,707                        | \$497,560                    | \$4,147                               |
| Office of Early Childhood | CHARLOTTE HUNGERFORD HOSPITAL           | 200ECMHV01CHH | BASE Maternal, Infant & Early Childhood Home Visiting Program  | N           | \$0          | \$501,550    | \$0        | \$501,550     | 1/1/2020            | 6/30/2021            | \$752,561                        | \$747,485                    | \$5,076                               |
| Office of Early Childhood | CHILD AND FAMILY AGENCY OF SOUTHEASTERN | 200ECCDC01CFM | 200ECCDC01CFM-CDC  | N           | \$117,380    | \$0          | \$0        | \$117,380     | 10/5/2020           | 6/30/2022            | \$277,821                        | \$117,380                    | \$160,442                             |
| Office of Early Childhood | CHILD GUIDANCE CLINIC FOR CENTRAL       | 190ECMHV01CGM | BASE Maternal, Infant & Early Childhood Home Visiting Program  | N           | \$0          | \$3,190      | \$0        | \$3,190       | 1/1/2019            | 3/31/2021            | \$501,707                        | \$500,475                    | \$1,232                               |
| Office of Early Childhood | CHILD GUIDANCE CLINIC FOR CENTRAL       | 200ECMHV01CGM | BASE Maternal, Infant & Early Childhood Home Visiting Program  | N           | \$0          | \$492,630    | \$0        | \$492,630     | 1/1/2020            | 6/30/2021            | \$752,561                        | \$738,565                    | \$13,996                              |
| Office of Early Childhood | CHILDREN'S THERAPY SERVICES LLC         | 12D50706BT1   | Birth to Three services  | Y           | \$47,992     | \$0          | \$0        | \$47,992      | 7/1/2012            | 6/30/2020            | \$8,000,000                      | \$3,932,320                  | \$4,067,680                           |
| Office of Early Childhood | CHILDREN'S THERAPY SERVICES LLC         | 200ECB2301CTS | 200ECB2301CTS Birth to Three   | Y           | \$652,230    | \$22,084     | \$0        | \$674,314     | 7/1/2020            | 6/30/2025            | \$3,300,000                      | \$674,314                    | \$2,625,686                           |
| Office of Early Childhood | CITY OF BRIDGEPORT                      | 190ECMHV01BPT | BASE Maternal, Infant and Early Childhood Home Visiting Services   | E           | \$0          | \$2,295      | \$0        | \$2,295       | 1/1/2019            | 3/31/2021            | \$331,500                        | \$331,500                    | \$0                                   |
| Office of Early Childhood | CITY OF BRIDGEPORT                      | 200ECMHV01BPT | BASE Maternal, Infant and Early Childhood Home Visiting Services   | E           | \$0          | \$327,130    | \$0        | \$327,130     | 1/1/2020            | 6/30/2021            | \$497,250                        | \$489,630                    | \$7,620                               |
| Office of Early Childhood | CITY OF BRISTOL                         | 200ECCDC01BRS | 200ECCDC01BRS-Child Day Care   | E           | \$327,159    | \$0          | \$0        | \$327,159     | 10/5/2020           | 6/30/2022            | \$778,407                        | \$327,159                    | \$451,248                             |
| Office of Early Childhood | CITY OF HARTFORD                        | 200ECCDC01HTD | 200ECCDC01HTD-CDC  | E           | \$1,022,229  | \$0          | \$0        | \$1,022,229   | 10/5/2020           | 6/30/2022            | \$2,939,374                      | \$1,022,229                  | \$1,917,145                           |
| Office of Early Childhood | CITY OF HARTFORD                        | 200ECSPT01HFD | OEC supports for Pregnancy & Parenting teens in the Hartford Public Schools 200ECSPT01HFD                                | E           | \$0          | \$58,850     | \$0        | \$58,850      | 7/1/2020            | 6/30/2021            | \$58,850                         | \$58,850                     | \$0                                   |
| Office of Early Childhood | CITY OF MILFORD                         | 200ECCDC01MIL | 200ECCDC01MIL-CDC  | E           | \$346,823    | \$0          | \$0        | \$346,823     | 10/5/2020           | 6/30/2022            | \$832,403                        | \$346,823                    | \$485,580                             |
| Office of Early Childhood | CITY OF NEW HAVEN                       | 200ECCDC01NHV | 200ECCDC01NHV-CDC  | E           | \$897,122    | \$0          | \$0        | \$897,122     | 10/5/2020           | 6/30/2022            | \$2,163,102                      | \$897,122                    | \$1,265,980                           |
| Office of Early Childhood | CITY OF STAMFORD                        | 200ECCDC01STM | 200ECCDC01STM-CDC  | E           | \$1,417,987  | \$0          | \$0        | \$1,417,987   | 10/5/2020           | 6/30/2022            | \$3,407,371                      | \$1,417,987                  | \$1,989,383                           |
| Office of Early Childhood | CLIFFORD W BEERS GUIDANCE CLINIC INC    | 190ECHVP01CBI | BASIC SERVICES - Home Visiting Program   | Y           | \$398,640    | \$420        | \$0        | \$399,060     | 7/1/2019            | 6/30/2021            | \$803,300                        | \$797,970                    | \$5,330                               |
| Office of Early Childhood | COMMUNITY HEALTH CENTER INC             | 190ECHVP01CHC | BASIC SERVICES - Home Visiting Program   | Y           | \$647,350    | \$1,850      | \$0        | \$649,200     | 7/1/2019            | 6/30/2021            | \$1,119,410                      | \$1,111,550                  | \$7,860                               |
| Office of Early Childhood | COMMUNITY HEALTH CENTER INC             | 190ECMHV01CHC | BASE Maternal, Infant & Early Childhood Home Visiting Program  | N           | \$0          | \$2,220      | \$0        | \$2,220       | 1/1/2019            | 5/31/2021            | \$341,250                        | \$330,330                    | \$10,920                              |
| Office of Early Childhood | COMMUNITY HEALTH CENTER INC             | 200ECMHV01CHC | BASE Maternal, Infant & Early Childhood Home Visiting Program  | N           | \$0          | \$325,730    | \$0        | \$325,730     | 1/1/2020            | 6/30/2021            | \$497,250                        | \$488,230                    | \$9,020                               |
| Office of Early Childhood | COMMUNITY RENEWAL TEAM INC              | 200ECCDC01CRT | 200ECCDC01CRT-CDC  | N           | \$658,310    | \$0          | \$0        | \$658,310     | 10/5/2020           | 6/30/2021            | \$695,834                        | \$658,310                    | \$37,524                              |
| Office of Early Childhood | CONNECTICUT ASSOCIATION FOR THE         | 190ECCFC01CAE | Family Child Care Network services   | Y           | \$0          | \$114,735    | \$0        | \$114,735     | 7/1/2019            | 6/30/2021            | \$264,670                        | \$264,670                    | \$0                                   |
| Office of Early Childhood | CREATIVE INTERVENTIONS LLC              | 12D50708BT    | Birth to Three services  | Y           | \$148,101    | \$0          | \$0        | \$148,101     | 7/1/2012            | 6/30/2020            | \$16,599,540                     | \$10,143,039                 | \$6,456,501                           |
| Office of Early Childhood | CREATIVE INTERVENTIONS LLC              | 200ECB2301CIL | 200ECB2302CIL Birth to Three   | Y           | \$1,584,014  | \$98,604     | \$0        | \$1,982,618   | 7/1/2020            | 6/30/2025            | \$10,500,000                     | \$1,982,618                  | \$8,517,382                           |
| Office of Early Childhood | DAY KIMBALL HOSPITAL                    | 190ECHVP01DKH | BASIC SERVICES - Home Visiting Program   | Y           | \$410,640    | \$1,650      | \$0        | \$412,290     | 7/1/2019            | 6/30/2021            | \$827,480                        | \$824,470                    | \$3,010                               |
| Office of Early Childhood | DAY KIMBALL HOSPITAL                    | 200ECSPT01DKH | OEC supports for Pregnancy & Parenting teens 200ECSPT01DKH   | E           | \$0          | \$2,500      | \$0        | \$2,500       | 7/1/2020            | 6/30/2021            | \$2,500                          | \$2,500                      | \$0                                   |
| Office of Early Childhood | EAST SHORE DISTRICT HEALTH DEPT         | 190ECMHV01ESD | BASE Maternal, Infant and Early Childhood home visiting services   | N           | \$0          | \$3,785      | \$0        | \$3,785       | 1/1/2019            | 3/31/2021            | \$341,250                        | \$335,652                    | \$5,598                               |
| Office of Early Childhood | EAST SHORE DISTRICT HEALTH DEPT         | 200ECMHV01ESD | BASE Maternal, Infant and Early Childhood home visiting services   | N           | \$0          | \$331,600    | \$0        | \$331,600     | 1/1/2020            | 6/30/2021            | \$497,250                        | \$494,100                    | \$3,150                               |
| Office of Early Childhood | EASTCONN                                | 12D50711BT    | Birth to Three services  | Y           | \$58,024     | \$0          | \$0        | \$58,024      | 7/1/2012            | 6/30/2020            | \$5,750,000                      | \$3,490,292                  | \$2,259,708                           |
| Office of Early Childhood | EASTCONN                                | 200ECB2301ECN | 200ECB2301ECN Birth to Three   | Y           | \$653,918    | \$0          | \$0        | \$653,918     | 7/1/2020            | 6/30/2025            | \$4,000,000                      | \$653,918                    | \$3,346,082                           |



| Agency                    | Supplier Name                            | Contract ID # | Contract Description  | Competitive | Payments     |              |            |               | Term                |                      |                                  |                              |                                       |
|---------------------------|--|---------------|---|-------------|--------------|--------------|------------|---------------|---------------------|----------------------|----------------------------------|------------------------------|---------------------------------------|
|                           |  |               |   |             | General Fund | Federal Fund | Other Fund | Total FY 2021 | Contract Begin Date | Contract Expire Date | Cumulative Contract Total Amount | Cumulative Contract Payments | Cumulative Contract Balance Remaining |
| Office of Early Childhood | EASTCONN                                 | 20OECGER01ECT | GEER iPad distribution and Early Childhood distance education professional development            | N           | \$0          | \$365,000    | \$0        | \$365,000     | 10/1/2020           | 9/30/2021            | \$730,000                        | \$365,000                    | \$365,000                             |
| Office of Early Childhood | EASTER SEAL REHABILITATION CENTER        | 12DDS0712BT   | Birth to Three services   | Y           | \$25,998     | \$0          | \$0        | \$25,998      | 7/1/2012            | 6/30/2020            | \$9,492,000                      | \$4,017,399                  | \$5,474,601                           |
| Office of Early Childhood | EASTER SEAL REHABILITATION CENTER        | 20OECB2301ESW | 20OECB2301ESW Birth to Three  | Y           | \$210,857    | \$0          | \$0        | \$210,857     | 7/1/2020            | 6/30/2025            | \$2,000,000                      | \$210,857                    | \$1,789,143                           |
| Office of Early Childhood | EDADVANCE                                | 12DDS0713BT   | Birth to Three services   | Y           | \$88,940     | \$0          | \$0        | \$88,940      | 7/1/2012            | 6/30/2020            | \$15,202,000                     | \$8,805,004                  | \$6,396,997                           |
| Office of Early Childhood | EDADVANCE                                | 19OECFCC01ECI | Family Child Care Network services  | Y           | \$0          | \$470,950    | \$0        | \$470,950     | 7/1/2019            | 6/30/2021            | \$560,400                        | \$560,400                    | \$0                                   |
| Office of Early Childhood | EDADVANCE                                | 20OECB2301ECI | 20OECB2301ECI Birth to Three  | Y           | \$995,821    | \$151,016    | \$0        | \$1,146,837   | 7/1/2020            | 6/30/2025            | \$6,100,000                      | \$1,146,837                  | \$4,953,163                           |
| Office of Early Childhood | EDADVANCE                                | 20OECMHV01ECI | BASE Maternal, Infant and Early Childhood Home Visiting program                                   | N           | \$0          | \$330,100    | \$0        | \$330,100     | 1/1/2020            | 6/30/2021            | \$497,250                        | \$492,600                    | \$4,650                               |
| Office of Early Childhood | EMPOWERED BEGINNINGS LLC                 | 19OECOR01EMB  | OEC Doula supports for incarcerated women at York Correctional Institution statewide 19OECORP1EMB | N           | \$0          | \$2,277      | \$0        | \$2,277       | 7/1/2019            | 6/30/2022            | \$43,139                         | \$2,277                      | \$40,862                              |
| Office of Early Childhood | FAMILY & CHILDRENS AGENCY INC            | 19OECVHP01FCY | BASIC SERVICES - Home Visiting Program  | Y           | \$317,300    | \$2,860      | \$0        | \$320,160     | 7/1/2019            | 6/30/2021            | \$639,410                        | \$638,180                    | \$1,230                               |
| Office of Early Childhood | FAMILY & CHILDRENS AGENCY INC            | 20OECSP01FCY  | OEC supports for Pregnancy & Parenting teens 20OECSP01FCY   | E           | \$0          | \$2,500      | \$0        | \$2,500       | 7/1/2020            | 6/30/2021            | \$2,500                          | \$2,500                      | \$0                                   |
| Office of Early Childhood | FAMILY AND CHILDREN'S AID INC            | 19OECMHV01FCA | BASE Maternal, Infant & Early Childhood Home Visiting Program                                     | N           | \$0          | \$4,078      | \$0        | \$4,078       | 1/1/2019            | 3/31/2021            | \$501,707                        | \$501,698                    | \$9                                   |
| Office of Early Childhood | FAMILY AND CHILDREN'S AID INC            | 20OECMHV01FCA | BASE Maternal, Infant & Early Childhood Home Visiting Program                                     | N           | \$0          | \$497,740    | \$0        | \$497,740     | 1/1/2020            | 6/30/2021            | \$752,561                        | \$743,675                    | \$8,886                               |
| Office of Early Childhood | FAMILY CENTERED SERVICES OF CT INC       | 19OECVHP01FCS | BASIC SERVICES - Home Visiting Program  | Y           | \$844,000    | \$2,150      | \$0        | \$846,150     | 7/1/2019            | 6/30/2021            | \$1,700,660                      | \$1,690,150                  | \$10,510                              |
| Office of Early Childhood | FAMILY CENTERS INC                       | 19OECVHP01FCG | BASIC SERVICES - Home Visiting Program  | Y           | \$399,300    | \$3,000      | \$0        | \$402,300     | 7/1/2019            | 6/30/2021            | \$804,660                        | \$802,610                    | \$2,050                               |
| Office of Early Childhood | FAMILY CENTERS INC                       | 20OECDC01FCG  | 20OECDC01FCG-CDC  | N           | \$263,197    | \$0          | \$0        | \$263,197     | 10/5/2020           | 6/30/2022            | \$600,321                        | \$263,197                    | \$337,125                             |
| Office of Early Childhood | FAMILY STRIDES INC                       | 19OECVHP01FSI | BASIC SERVICES - Home Visiting Program  | Y           | \$333,300    | \$4,988      | \$0        | \$338,288     | 7/1/2019            | 6/30/2021            | \$671,650                        | \$671,638                    | \$13                                  |
| Office of Early Childhood | FIRST CHOICE HEALTH CENTERS INC          | 18OECMHV01FCH | Maternal, Infant & Early Childhood Home Visiting Services   | N           | \$0          | \$3,545      | \$0        | \$3,545       | 1/1/2018            | 3/31/2021            | \$335,000                        | \$330,525                    | \$4,475                               |
| Office of Early Childhood | FIRST CHOICE HEALTH CENTERS INC          | 19OECMHV01FCH | BASE Maternal, Infant & Early Childhood Home Visiting Services - \$315,250                        | N           | \$0          | \$16,262     | \$0        | \$16,262      | 1/1/2019            | 3/31/2021            | \$341,250                        | \$331,512                    | \$9,738                               |
| Office of Early Childhood | FIRST CHOICE HEALTH CENTERS INC          | 20OECMHV01FCH | BASE Maternal, Infant & Early Childhood Home Visiting Services - \$325,000                        | N           | \$0          | \$326,570    | \$0        | \$326,570     | 1/1/2020            | 6/30/2021            | \$497,250                        | \$489,070                    | \$8,180                               |
| Office of Early Childhood | GENERATIONS FAMILY HEALTH CENTER INC     | 19OECMHV01GFH | BASE Maternal, Infant & Early Childhood Home Visiting Services                                    | N           | \$0          | \$3,300      | \$0        | \$3,300       | 1/1/2019            | 3/31/2021            | \$331,500                        | \$331,180                    | \$320                                 |
| Office of Early Childhood | GENERATIONS FAMILY HEALTH CENTER INC     | 20OECMHV01GFH | BASE Maternal, Infant & Early Childhood Home Visiting Services                                    | N           | \$0          | \$172,250    | \$0        | \$172,250     | 1/1/2020            | 12/31/2020           | \$334,750                        | \$334,750                    | \$0                                   |
| Office of Early Childhood | HALL NEIGHBORHOOD HOUSE INC              | 20OECDC01HNN  | 20OECDC01HNN-CDC  | N           | \$678,252    | \$0          | \$0        | \$678,252     | 10/5/2020           | 6/30/2022            | \$1,674,088                      | \$678,252                    | \$995,836                             |
| Office of Early Childhood | HARC INC                                 | 12DDS0714BT   | Birth to Three services   | Y           | \$152,006    | \$0          | \$0        | \$152,006     | 7/1/2012            | 6/30/2020            | \$12,758,000                     | \$7,504,802                  | \$5,253,198                           |
| Office of Early Childhood | HARC INC                                 | 20OECB2301HAR | 20OECB2301HAR Birth to Three  | Y           | \$622,269    | \$104,620    | \$0        | \$726,889     | 7/1/2020            | 6/30/2025            | \$5,350,000                      | \$726,889                    | \$4,623,111                           |
| Office of Early Childhood | HISPANIC HEALTH COUNCIL INC              | 20OECSP01HHC  | OEC supports for Pregnancy & Parenting teens 20OECSP01HHC   | E           | \$0          | \$6,000      | \$0        | \$6,000       | 7/1/2020            | 9/30/2021            | \$6,000                          | \$6,000                      | \$0                                   |
| Office of Early Childhood | HOPE FOR NEW HAVEN INC                   | 19OECFCC01CER | Family Child Care Network services  | Y           | \$0          | \$147,723    | \$0        | \$147,723     | 7/1/2019            | 6/30/2021            | \$193,216                        | \$193,216                    | \$0                                   |
| Office of Early Childhood | HOSPITAL OF CENTRAL CONNECTICUT          | 19OECMHV01HCC | BASE Maternal, Infant and Early Childhood Home Visiting program \$633,546                         | N           | \$0          | \$9,280      | \$0        | \$9,280       | 1/1/2019            | 3/31/2021            | \$685,797                        | \$651,901                    | \$33,896                              |
| Office of Early Childhood | HOSPITAL OF CENTRAL CONNECTICUT          | 20OECMHV01HCC | BASE Maternal, Infant and Early Childhood Home Visiting program \$633,546                         | N           | \$0          | \$658,120    | \$0        | \$658,120     | 1/1/2020            | 6/30/2021            | \$999,304                        | \$984,690                    | \$14,614                              |
| Office of Early Childhood | HUMAN RESOURCES AGENCY OF                | 20OECDC01HRA  | 20OECDC01HRA-Child Day Care   | N           | \$593,957    | \$0          | \$0        | \$593,957     | 10/5/2020           | 6/30/2022            | \$1,474,971                      | \$593,957                    | \$881,014                             |
| Office of Early Childhood | INTERCOMMUNITY INC                       | 19OECMHV01ICI | BASE Maternal, Infant & Early Childhood Home Visiting Program                                     | N           | \$0          | \$2,570      | \$0        | \$2,570       | 1/1/2019            | 3/31/2021            | \$501,707                        | \$494,690                    | \$7,017                               |
| Office of Early Childhood | INTERCOMMUNITY INC                       | 20OECMHV01ICI | BASE Maternal, Infant & Early Childhood Home Visiting Program                                     | N           | \$0          | \$497,350    | \$0        | \$497,350     | 1/1/2020            | 6/30/2021            | \$752,561                        | \$743,285                    | \$9,276                               |
| Office of Early Childhood | INTERFAITH SOCIAL ACTION CORPORATION     | 20OECDC01INT  | 20OECDC01INT-CDC  | N           | \$526,436    | \$0          | \$0        | \$526,436     | 10/5/2020           | 6/30/2022            | \$1,200,685                      | \$526,436                    | \$674,249                             |
| Office of Early Childhood | KANGAROO'S KORNER INC                    | 20OECDC01KAN  | 20OECDC01KAN-CDC  | N           | \$77,372     | \$0          | \$0        | \$77,372      | 10/5/2020           | 6/30/2022            | \$185,140                        | \$77,372                     | \$107,768                             |
| Office of Early Childhood | KENNEDY-DONOVAN CENTER INC               | 12DDS0716BT   | Birth to Three services   | Y           | \$58,420     | \$0          | \$0        | \$58,420      | 7/1/2012            | 12/31/2020           | \$2,734,200                      | \$1,649,307                  | \$1,084,893                           |
| Office of Early Childhood | KEY HUMAN SERVICES INC                   | 12DDS0718BT   | Birth to Three services   | Y           | \$13,710     | \$0          | \$0        | \$13,710      | 7/1/2012            | 12/31/2020           | \$5,000,000                      | \$2,425,103                  | \$2,574,897                           |
| Office of Early Childhood | LAWRENCE AND MEMORIAL HOSPITAL           | 19OECVHP01LMH | BASIC SERVICES - Home Visiting Program  | Y           | \$348,640    | \$1,380      | \$0        | \$350,020     | 7/1/2019            | 6/30/2021            | \$702,550                        | \$699,480                    | \$3,070                               |
| Office of Early Childhood | LEARN                                    | 12DDS0719BT   | Birth to Three services   | Y           | \$18,941     | \$0          | \$0        | \$18,941      | 7/1/2012            | 12/31/2020           | \$6,500,000                      | \$3,340,079                  | \$3,159,921                           |
| Office of Early Childhood | LOWER NAUGATUCK VALLEY PARENT CHLD       | 19OECMHV01LNV | BASE Maternal Infant & Early Childhood Home Visiting Program                                      | N           | \$0          | \$640        | \$0        | \$640         | 1/1/2019            | 3/31/2021            | \$501,707                        | \$492,510                    | \$9,197                               |
| Office of Early Childhood | LOWER NAUGATUCK VALLEY PARENT CHLD       | 20OECMHV01LNV | BASE Maternal Infant & Early Childhood Home Visiting Program                                      | N           | \$0          | \$14,028     | \$0        | \$14,028      | 1/1/2020            | 2/28/2021            | \$506,626                        | \$259,963                    | \$246,663                             |
| Office of Early Childhood | MADONNA PLACE INC                        | 19OECMHV01MPI | BASE Maternal, Infant and Early Childhood Home Visiting   | N           | \$0          | \$2,740      | \$0        | \$2,740       | 1/1/2019            | 3/31/2021            | \$331,500                        | \$331,500                    | \$0                                   |
| Office of Early Childhood | MADONNA PLACE INC                        | 20OECMHV01MPI | BASE Maternal, Infant and Early Childhood Home Visiting   | N           | \$0          | \$325,900    | \$0        | \$325,900     | 1/1/2020            | 6/30/2021            | \$497,250                        | \$488,400                    | \$8,850                               |
| Office of Early Childhood | MANSFIELD TOWN TREASURER                 | 20OECDC01MNS  | 20OECDC01MNS-CDC  | E           | \$248,855    | \$0          | \$0        | \$248,855     | 10/5/2020           | 6/30/2022            | \$605,365                        | \$248,855                    | \$356,511                             |
| Office of Early Childhood | MERIDEN TOWN TREASURER                   | 20OECDC01MER  | 20OECDC01MER - Child Day Care   | E           | \$324,654    | \$0          | \$0        | \$324,654     | 10/5/2020           | 6/30/2022            | \$768,396                        | \$324,654                    | \$443,742                             |
| Office of Early Childhood | MOUNT OLIVE CHILD DEVELOPMENT CENTER INC | 20OECDC01MTO  | 20OECDC01MTO-CDC  | N           | \$1,496,347  | \$0          | \$0        | \$1,496,347   | 10/5/2020           | 6/30/2022            | \$3,708,948                      | \$1,496,347                  | \$2,212,601                           |
| Office of Early Childhood | NAUGATUCK TOWN TREASURER                 | 20OECDC01NAU  | 20OECDC01NAU-CDC  | E           | \$263,197    | \$0          | \$0        | \$263,197     | 10/5/2020           | 6/30/2022            | \$600,321                        | \$263,197                    | \$337,125                             |
| Office of Early Childhood | NEW CANAAN TOWN TREASURER                | 20OECDC01NCN  | 20OECDC01NCN-CDC  | E           | \$179,168    | \$0          | \$0        | \$179,168     | 10/5/2020           | 6/30/2022            | \$422,214                        | \$179,168                    | \$243,046                             |
| Office of Early Childhood | NEW ENGLAND CENTER FOR HEARING           | 16OECB2301NEC | Birth to 3 comprehensive services for families with children under age 3                          | N           | \$4,452      | \$0          | \$0        | \$4,452       | 3/1/2016            | 6/30/2020            | \$915,000                        | \$738,019                    | \$176,981                             |



| Agency                    | Supplier Name                            | Contract ID #  | Contract Description   | Competitive 1 | Payments     |              |              |                 | Contract Begin Date | Contract Expire Date | Term                               |                                |   |
|---------------------------|--|----------------|--|---------------|--------------|--------------|--------------|-----------------|---------------------|----------------------|------------------------------------|--------------------------------|---|
|                           |  |                |  |               | General Fund | Federal Fund | Other Fund 2 | Total FY 2021 3 |                     |                      | Cumulative Contract Total Amount 4 | Cumulative Contract Payments 5 | Cumulative Contract Balance Remaining 6 |
| Office of Early Childhood | NEW ENGLAND CENTER FOR HEARING           | 200ECB2301NEC  | 200ECB2301NEC Birth to Three Deaf/Hard of Hearing Early Intervention Service Supports                | Y             | \$36,437     | \$0          | \$0          | \$36,437        | 7/1/2020            | 6/30/2025            | \$275,000                          | \$36,437                       | \$238,563                               |
| Office of Early Childhood | NEW MILFORD VISITING NURSE               | 19OECVHP01NMV  | BASIC SERVICES - Home Visiting Program   | Y             | \$204,320    | \$230        | \$0          | \$204,550       | 7/1/2019            | 12/31/2020           | \$619,130                          | \$613,230                      | \$5,900                                 |
| Office of Early Childhood | NEW OPPORTUNITIES INC                    | 200ECCD01INOP  | 200ECCD01INOP-Child Day Care   | N             | \$991,826    | \$0          | \$0          | \$991,826       | 10/5/2020           | 6/30/2022            | \$2,830,873                        | \$991,826                      | \$1,839,048                             |
| Office of Early Childhood | NEWTOWN TOWN TREASURER                   | 200ECCD01INWT  | 200ECCD01INWT-CDC  | E             | \$197,398    | \$0          | \$0          | \$197,398       | 10/5/2020           | 6/30/2022            | \$450,241                          | \$197,398                      | \$252,843                               |
| Office of Early Childhood | NORTH HAVEN TOWN TREASURER               | 200ECCD01INOH  | 200ECCD01INOH-CDC  | E             | \$108,837    | \$0          | \$0          | \$108,837       | 10/5/2020           | 6/30/2022            | \$424,117                          | \$108,837                      | \$315,280                               |
| Office of Early Childhood | NORWALK TOWN TREASURER                   | 200ECCD01INWK  | 200ECCD01INWK-CDC  | E             | \$1,139,530  | \$0          | \$0          | \$1,139,530     | 10/5/2020           | 6/30/2022            | \$2,672,728                        | \$1,139,530                    | \$1,533,198                             |
| Office of Early Childhood | NUBEING DOULA SERVICES LLC               | 19OECOR01NBD   | OEC Doula supports for incarcerated women at York Correctional Institution statewide 19OECOR01NBD    | N             | \$0          | \$2,193      | \$0          | \$2,193         | 7/1/2019            | 6/30/2022            | \$47,379                           | \$2,193                        | \$45,186                                |
| Office of Early Childhood | OUR LADY OF FATIMA CHILD CARE CENTER     | 200ECCD01OLF   | 200ECCD01OLF-CDC   | N             | \$302,147    | \$0          | \$0          | \$302,147       | 10/5/2020           | 6/30/2022            | \$694,208                          | \$302,147                      | \$392,061                               |
| Office of Early Childhood | PLAINVILLE EARLY LEARNING CENTER         | 200ECCD01PLA   | 200ECCD01PLA-CDC   | N             | \$214,453    | \$0          | \$0          | \$214,453       | 10/5/2020           | 6/30/2022            | \$500,388                          | \$214,453                      | \$285,936                               |
| Office of Early Childhood | PROJECT INTERACT INC                     | 12DD50722BT    | Birth to Three services  | Y             | \$69,617     | \$0          | \$0          | \$69,617        | 7/1/2012            | 6/30/2020            | \$6,866,000                        | \$3,989,971                    | \$2,876,029                             |
| Office of Early Childhood | PROJECT INTERACT INC                     | 200ECB2301PII  | 200ECB2301PII Birth to Three   | Y             | \$374,395    | \$8,820      | \$0          | \$383,215       | 7/1/2020            | 6/30/2025            | \$2,500,000                        | \$383,215                      | \$2,116,785                             |
| Office of Early Childhood | PROSPECT MANCHESTER HOSPITAL INC         | 19OECMHV01PMH  | BASE Maternal, Infant & Early Childhood Home Visiting Services                                       | N             | \$0          | \$1,860      | \$0          | \$1,860         | 1/1/2019            | 3/31/2021            | \$331,500                          | \$328,375                      | \$3,125                                 |
| Office of Early Childhood | PROSPECT MANCHESTER HOSPITAL INC         | 200ECCMHV01PMH | BASE Maternal, Infant & Early Childhood Home Visiting Services                                       | N             | \$0          | \$325,140    | \$0          | \$325,140       | 1/1/2020            | 6/30/2021            | \$497,250                          | \$487,640                      | \$9,610                                 |
| Office of Early Childhood | REACHOUT INC                             | 12DD50723BT    | Birth to Three services  | Y             | \$60,487     | \$0          | \$0          | \$60,487        | 7/1/2012            | 6/30/2020            | \$12,906,000                       | \$7,683,547                    | \$5,222,453                             |
| Office of Early Childhood | REACHOUT INC                             | 200ECB2301RCT  | 200ECB2301RCT Birth to Three   | Y             | \$497,253    | \$114,695    | \$0          | \$611,948       | 7/1/2020            | 6/30/2025            | \$5,000,000                        | \$611,948                      | \$4,388,052                             |
| Office of Early Childhood | REHABILITATION ASSOCIATES OF CONNECTICUT | 12DD50724BT    | Birth to Three Services  | Y             | \$337,956    | \$0          | \$0          | \$337,956       | 7/1/2012            | 6/30/2020            | \$49,892,440                       | \$29,605,395                   | \$20,287,045                            |
| Office of Early Childhood | REHABILITATION ASSOCIATES OF CONNECTICUT | 200ECB2301RAC  | 200ECB2301RAC Birth to Three   | Y             | \$2,675,222  | \$713,015    | \$0          | \$3,388,237     | 7/1/2020            | 6/30/2025            | \$22,500,000                       | \$3,388,237                    | \$19,111,763                            |
| Office of Early Childhood | RIVERFRONT CHILDREN'S CENTER INC         | 200ECCD01RCC   | 200ECCD01RCC-CDC   | N             | \$176,069    | \$0          | \$0          | \$176,069       | 10/5/2020           | 6/30/2022            | \$416,732                          | \$176,069                      | \$240,662                               |
| Office of Early Childhood | SARAH INC                                | 12DD50725BT    | Birth to Three services  | Y             | \$175,682    | \$0          | \$0          | \$175,682       | 7/1/2012            | 6/30/2020            | \$17,705,000                       | \$11,034,703                   | \$6,670,297                             |
| Office of Early Childhood | SARAH INC                                | 200ECB2301SAR  | 200ECB2301SAR Birth to Three   | Y             | \$2,491,249  | \$165,260    | \$0          | \$2,656,509     | 7/1/2020            | 6/30/2025            | \$10,500,000                       | \$2,656,509                    | \$7,843,491                             |
| Office of Early Childhood | SOUTH BAY EARLY INTERVENTION             | 12DD50727BT    | Birth to Three services  | Y             | \$213,771    | \$0          | \$0          | \$213,771       | 7/1/2012            | 6/30/2020            | \$11,521,000                       | \$8,840,815                    | \$2,680,185                             |
| Office of Early Childhood | SOUTH BAY EARLY INTERVENTION             | 200ECB2301SBM  | 200ECB2301SBM Birth to Three services  | Y             | \$495,544    | \$227,132    | \$0          | \$722,676       | 7/1/2020            | 6/30/2025            | \$8,000,000                        | \$722,676                      | \$7,277,324                             |
| Office of Early Childhood | SOUTHFIELD CHILDRENS CENTER INC          | 200ECCD01SCC   | 200ECCD01SCC-CDC Southfield Children's Center  | N             | \$280,060    | \$0          | \$0          | \$280,060       | 10/5/2020           | 6/30/2022            | \$697,640                          | \$280,060                      | \$417,581                               |
| Office of Early Childhood | SPARKLER LEARNING INC                    | 200ECB2501SPK  | 23003 Sparkler app implementation, training & technical assistance                                   | N             | \$0          | \$460,000    | \$0          | \$460,000       | 9/1/2020            | 12/30/2021           | \$1,150,000                        | \$460,000                      | \$690,000                               |
| Office of Early Childhood | ST ANDREW'S UNITED METHODIST CHURCH      | 200ECCD01SAU   | 200ECCD01SAU-CDC   | N             | \$147,450    | \$0          | \$0          | \$147,450       | 10/5/2020           | 6/30/2022            | \$346,360                          | \$147,450                      | \$198,910                               |
| Office of Early Childhood | ST MARKS DAY CARE CENTER                 | 200ECCD01SMC   | 200ECCD01SMC-CDC   | N             | \$516,974    | \$0          | \$0          | \$516,974       | 7/1/2020            | 6/30/2022            | \$1,350,935                        | \$516,974                      | \$833,961                               |
| Office of Early Childhood | ST VINCENT'S SPECIAL NEEDS CENTER INC    | 12DD50726BT    | Birth to Three services  | Y             | \$5,850      | \$0          | \$0          | \$5,850         | 7/1/2012            | 12/31/2020           | \$4,500,000                        | \$1,229,129                    | \$3,270,871                             |
| Office of Early Childhood | STAR INC LIGHTING THE WAY                | 12DD50728BT    | Birth to Three services  | Y             | \$98,147     | \$0          | \$0          | \$98,147        | 7/1/2012            | 12/31/2020           | \$3,831,000                        | \$2,426,079                    | \$1,404,921                             |
| Office of Early Childhood | STAYWELL HEALTH CARE INC                 | 19OECVHP01SHC  | BASIC SERVICES - Home Visiting Program   | Y             | \$337,300    | \$3,360      | \$0          | \$340,660       | 7/1/2019            | 6/30/2021            | \$679,710                          | \$679,180                      | \$530                                   |
| Office of Early Childhood | STAYWELL HEALTH CARE INC                 | 19OECSP01SHC   | OEC supports for Pregnancy & Parenting teens   | E             | \$0          | \$7,311      | \$0          | \$7,311         | 10/1/2019           | 5/5/2021             | \$15,000                           | \$7,311                        | \$7,689                                 |
| Office of Early Childhood | STAYWELL HEALTH CARE INC                 | 200ECCSP01SHC  | OEC supports for Pregnancy & Parenting teens   | E             | \$0          | \$9,998      | \$0          | \$9,998         | 7/1/2020            | 6/30/2021            | \$15,000                           | \$9,998                        | \$5,002                                 |
| Office of Early Childhood | STUDENT PARENTING AND FAMILY             | 200ECCD01SPF   | 200ECCD01SPF-CDC   | N             | \$99,424     | \$0          | \$0          | \$99,424        | 10/5/2020           | 6/30/2022            | \$514,913                          | \$99,424                       | \$415,489                               |
| Office of Early Childhood | TEAM INC                                 | 19OECFC01TEM   | Family Child Care Network services   | Y             | \$0          | \$74,965     | \$0          | \$74,965        | 7/1/2019            | 6/30/2021            | \$149,930                          | \$149,930                      | \$0                                     |
| Office of Early Childhood | TEAM INC                                 | 19OECMHV01TEM  | BASE Maternal, Infant & Early Childhood Home Visiting Services                                       | N             | \$0          | \$3,660      | \$0          | \$3,660         | 1/1/2019            | 3/31/2021            | \$337,367                          | \$337,367                      | \$0                                     |
| Office of Early Childhood | TEAM INC                                 | 200ECCD01TEM   | 200ECCD01TEM-CDC   | N             | \$561,645    | \$0          | \$0          | \$561,645       | 10/5/2020           | 6/30/2022            | \$1,344,910                        | \$561,645                      | \$783,265                               |
| Office of Early Childhood | TEAM INC                                 | 200ECCMHV01TEM | BASE Maternal, Infant & Early Childhood Home Visiting Services                                       | N             | \$0          | \$340,675    | \$0          | \$340,675       | 1/1/2020            | 6/30/2021            | \$506,051                          | \$506,051                      | \$0                                     |
| Office of Early Childhood | TERRYVILLE-PLYMOUTH DAY CARE CENTER INC  | 200ECCD01TER   | 200ECCD01TER-CDC   | N             | \$100,802    | \$0          | \$0          | \$100,802       | 10/5/2020           | 6/30/2022            | \$260,852                          | \$100,802                      | \$160,050                               |
| Office of Early Childhood | THE CHILD AND FAMILY GUIDANCE CENTER     | 19OECMHV01CFG  | BASE Maternal Infant & Early Childhood Home Visiting Program   | N             | \$0          | \$3,265      | \$0          | \$3,265         | 1/1/2019            | 3/31/2021            | \$280,500                          | \$280,500                      | \$0                                     |
| Office of Early Childhood | THE CHILD AND FAMILY GUIDANCE CENTER     | 200ECCMHV01CFG | BASE Maternal Infant & Early Childhood Home Visiting Program   | N             | \$0          | \$282,300    | \$0          | \$282,300       | 1/1/2020            | 6/30/2021            | \$420,750                          | \$419,800                      | \$950                                   |
| Office of Early Childhood | THE COMMUNITY ACTION AGENCY OF WESTERN   | 200ECCD01AWC   | 200ECCD01AWC-CDC   | N             | \$608,052    | \$0          | \$0          | \$608,052       | 10/5/2020           | 6/30/2022            | \$1,403,424                        | \$608,052                      | \$795,372                               |
| Office of Early Childhood | THE CONNECTICUT INSTITUTE FOR THE BLIND  | 18OECB2301CIB  | Assistive Technology device library maintenance and services for Birth to Three program participants | N             | \$0          | \$78,808     | \$0          | \$78,808        | 7/1/2018            | 6/30/2023            | \$646,000                          | \$213,379                      | \$432,621                               |
| Office of Early Childhood | THE CONNECTICUT INSTITUTE FOR THE BLIND  | 200ECCGER01CIB | Governor's Emergency Education Relief program iPad distribution to Birth to 3 clients and programs   | N             | \$0          | \$12,500     | \$0          | \$12,500        | 10/1/2020           | 9/30/2021            | \$25,000                           | \$12,500                       | \$12,500                                |
| Office of Early Childhood | THE KENNEDY CENTER INC                   | 12DD50717BT    | Birth to Three services  | Y             | \$2,272      | \$0          | \$0          | \$2,272         | 7/1/2012            | 12/31/2020           | \$5,000,000                        | \$1,494,830                    | \$3,505,170                             |
| Office of Early Childhood | THE VILLAGE FOR FAMILIES & CHILDREN INC  | 19OECVHP01VFC  | BASIC SERVICES - Home Visiting Program   | Y             | \$2,716,660  | \$13,960     | \$0          | \$2,730,620     | 7/1/2019            | 6/30/2021            | \$5,474,080                        | \$5,447,290                    | \$26,790                                |
| Office of Early Childhood | THE VILLAGE FOR FAMILIES & CHILDREN INC  | 19OECMHV01VFC  | BASE Maternal, Infant and Early Childhood Home Visiting program                                      | N             | \$0          | \$4,005      | \$0          | \$4,005         | 1/1/2019            | 3/31/2021            | \$604,905                          | \$565,488                      | \$39,417                                |



| Agency                    | Supplier Name                            | Contract ID # | Contract Description  | Competitive 1 | Payments               |                      |                      |                        | Term                |                      |                                    |                                |   |
|---------------------------|--|---------------|---|---------------|------------------------|----------------------|----------------------|------------------------|---------------------|----------------------|------------------------------------|--------------------------------|---|
|                           |  |               |   |               | General Fund           | Federal Fund         | Other Fund 2         | Total FY 2021 3        | Contract Begin Date | Contract Expire Date | Cumulative Contract Total Amount 4 | Cumulative Contract Payments 5 | Cumulative Contract Balance Remaining 6 |
| Office of Early Childhood | THE VILLAGE FOR FAMILIES & CHILDREN INC  | 200ECMHV01VFC | BASE Maternal, Infant and Early Childhood Home Visiting program \$576,000 PAT \$325,000 & Child First \$251,000 | N             | \$0                    | \$581,500            | \$0                  | \$581,500              | 1/1/2020            | 6/30/2021            | \$881,280                          | \$869,500                      | \$11,780                                |
| Office of Early Childhood | THERACARE                                | 12DSD0729BT   | Birth to Three services   | Y             | \$430,776              | \$0                  | \$0                  | \$430,776              | 7/1/2012            | 6/30/2020            | \$40,533,000                       | \$25,390,324                   | \$15,142,676                            |
| Office of Early Childhood | THERACARE                                | 200ECB2301TRC | 200ECB2301TRC Birth to Three  | Y             | \$1,564,918            | \$142,120            | \$0                  | \$1,707,038            | 7/1/2020            | 6/30/2025            | \$17,200,000                       | \$1,707,038                    | \$15,492,962                            |
| Office of Early Childhood | TORRINGTON TOWN TREASURER                | 200ECCDC01TOR | 200ECCDC01TOR -CDC  | E             | \$197,110              | \$0                  | \$0                  | \$197,110              | 10/5/2020           | 6/30/2022            | \$449,953                          | \$197,110                      | \$252,843                               |
| Office of Early Childhood | TOWN OF BLOOMFIELD                       | 200ECCDC01BLM | 200ECCDC01BLM-CDC   | E             | \$320,449              | \$0                  | \$0                  | \$320,449              | 10/5/2020           | 6/30/2022            | \$765,392                          | \$320,449                      | \$444,944                               |
| Office of Early Childhood | TOWN OF BRANFORD                         | 200ECCDC01BRN | 200ECCDC01BRN-CDC   | E             | \$295,705              | \$0                  | \$0                  | \$295,705              | 10/5/2020           | 6/30/2022            | \$684,926                          | \$295,705                      | \$389,221                               |
| Office of Early Childhood | TOWN OF CHESHIRE                         | 12DSD0705BT   | Birth to Three services   | E             | \$14,481               | \$0                  | \$0                  | \$14,481               | 7/1/2012            | 6/30/2020            | \$2,332,000                        | \$1,468,794                    | \$863,206                               |
| Office of Early Childhood | TOWN OF CHESHIRE                         | 200ECB2301CPS | 200ECB2301CPS Birth to Three  | E             | \$140,091              | \$0                  | \$0                  | \$140,091              | 7/1/2020            | 6/30/2025            | \$1,200,000                        | \$140,091                      | \$1,059,909                             |
| Office of Early Childhood | TOWN OF ENFIELD                          | 200ECCDC01ENF | 200ECCDC01ENF-CDC   | E             | \$542,524              | \$0                  | \$0                  | \$542,524              | 10/5/2020           | 6/30/2022            | \$1,269,388                        | \$542,524                      | \$726,864                               |
| Office of Early Childhood | TOWN OF GUILFORD                         | 200ECCDC01GLF | 200ECCDC01GLF-CDC   | E             | \$144,419              | \$0                  | \$0                  | \$144,419              | 10/5/2020           | 6/30/2022            | \$360,475                          | \$144,419                      | \$216,056                               |
| Office of Early Childhood | TOWN OF HAMDEN                           | 200ECCDC01HAM | 200ECCDC01HAM-CDC   | E             | \$191,238              | \$0                  | \$0                  | \$191,238              | 10/5/2020           | 6/30/2022            | \$520,028                          | \$191,238                      | \$328,790                               |
| Office of Early Childhood | TOWN OF MANCHESTER                       | 200ECCDC01MAN | 200ECCDC01MAN-CDC   | E             | \$331,160              | \$0                  | \$0                  | \$331,160              | 10/5/2020           | 6/30/2022            | \$780,101                          | \$331,160                      | \$448,941                               |
| Office of Early Childhood | TOWN OF NEW MILFORD                      | 200ECCDC01NML | 200ECCDC01NML-Child Day Care  | E             | \$239,398              | \$0                  | \$0                  | \$239,398              | 10/5/2020           | 6/30/2022            | \$570,702                          | \$239,398                      | \$331,304                               |
| Office of Early Childhood | TOWN OF SOUTHTON                         | 200ECCDC01SOU | 200ECCDC01SOU-CDC   | E             | \$276,919              | \$0                  | \$0                  | \$276,919              | 10/5/2020           | 6/30/2022            | \$675,362                          | \$276,919                      | \$398,442                               |
| Office of Early Childhood | TOWN OF WALLINGFORD                      | 200ECCDC01WAL | 200ECCDC01WAL-CDC   | E             | \$357,961              | \$0                  | \$0                  | \$357,961              | 10/5/2020           | 6/30/2022            | \$828,009                          | \$357,961                      | \$470,048                               |
| Office of Early Childhood | TVCCA INC                                | 200ECCDC01TVC | 200ECCDC01TVC-CDC   | N             | \$2,433,879            | \$0                  | \$0                  | \$2,433,879            | 10/5/2020           | 6/30/2022            | \$5,932,438                        | \$2,433,879                    | \$3,498,559                             |
| Office of Early Childhood | UNITED COMMUNITY & FAMILY SERVICES INC   | 190ECMHV01UCF | BASE Maternal, Infant and Early Childhood Home Visiting program \$477,114                                       | N             | \$0                    | \$950                | \$0                  | \$950                  | 1/1/2019            | 5/7/2021             | \$516,464                          | \$478,064                      | \$38,400                                |
| Office of Early Childhood | UNITED COMMUNITY & FAMILY SERVICES INC   | 200ECMHV01UCF | BASE Maternal, Infant and Early Childhood Home Visiting program \$491,870                                       | N             | \$0                    | \$492,050            | \$0                  | \$492,050              | 1/1/2020            | 6/30/2021            | \$752,561                          | \$737,985                      | \$14,576                                |
| Office of Early Childhood | UNITED WAY OF CONNECTICUT INC            | 190ECCDF01UWC | United Way Admin  | N             | \$10,305,150           | \$246,760            | \$0                  | \$10,551,910           | 7/1/2019            | 6/30/2022            | \$34,802,210                       | \$21,597,060                   | \$13,205,150                            |
| Office of Early Childhood | UNITED WAY OF CONNECTICUT INC            | 200ECB2301UWC | Birth to 3 Early Intervention System and Ages & Stages Questionnaire information & referral                     | N             | \$0                    | \$406,456            | \$0                  | \$406,456              | 7/1/2020            | 6/30/2025            | \$2,480,000                        | \$406,456                      | \$2,073,544                             |
| Office of Early Childhood | UNITED WAY OF WESTERN CONNECTICUT        | 190EFCF01UWW  | Family Child Care Network services  | Y             | \$0                    | \$87,476             | \$0                  | \$87,476               | 7/1/2019            | 6/30/2021            | \$174,952                          | \$174,952                      | \$0                                     |
| Office of Early Childhood | VISITING NURSE ASSOCIATION OF            | 190ECMHV01VNS | BASE Maternal, Infant & Early Childhood Home Visiting Program   | N             | \$0                    | \$400                | \$0                  | \$400                  | 1/1/2019            | 3/31/2021            | \$510,000                          | \$500,400                      | \$9,600                                 |
| Office of Early Childhood | VISITING NURSE ASSOCIATION OF            | 200ECMHV01VNS | BASE Maternal, Infant & Early Childhood Home Visiting Program   | N             | \$0                    | \$511,550            | \$0                  | \$511,550              | 1/1/2020            | 6/30/2021            | \$765,000                          | \$761,550                      | \$3,450                                 |
| Office of Early Childhood | VISITING NURSE ASSOCIATION OF RIDGEFIELD | 200ECHVP01VNR | Home visiting program services for families with children under the age of 6                                    | N             | \$127,645              | \$76,675             | \$0                  | \$204,320              | 1/1/2021            | 6/30/2021            | \$204,320                          | \$204,320                      | \$0                                     |
| Office of Early Childhood | WELLMORE INC                             | 190ECHVP01WLM | BASIC SERVICES - Home Visiting Program  | Y             | \$453,320              | \$1,580              | \$0                  | \$454,900              | 7/1/2019            | 6/30/2021            | \$913,460                          | \$908,860                      | \$4,600                                 |
| Office of Early Childhood | WEST HAVEN TOWN TREASURER                | 200ECCDC01WHV | 200ECCDC01WHV -CDC  | E             | \$547,068              | \$0                  | \$0                  | \$547,068              | 8/31/2020           | 6/30/2022            | \$1,181,111                        | \$547,068                      | \$634,043                               |
| Office of Early Childhood | WHEELER CLINIC INC                       | 12DSD0730BT   | Birth to Three services   | Y             | \$24,747               | \$0                  | \$0                  | \$24,747               | 7/1/2012            | 12/31/2020           | \$5,656,000                        | \$3,314,963                    | \$2,341,037                             |
| Office of Early Childhood | WHEELER CLINIC INC                       | 190ECHVP01WHC | BASIC SERVICES - Home Visiting Program  | Y             | \$346,000              | \$450                | \$0                  | \$346,450              | 7/1/2019            | 6/30/2021            | \$697,190                          | \$692,450                      | \$4,740                                 |
| Office of Early Childhood | WHEELER CLINIC INC                       | 200ECMHV01WHC | BASE Maternal, Infant & Early Childhood Home Visiting Program   | N             | \$0                    | \$314,595            | \$0                  | \$314,595              | 1/1/2020            | 6/30/2021            | \$384,183                          | \$377,370                      | \$6,813                                 |
| Office of Early Childhood | WINDHAM REGIONAL COMMUNITY COUNCIL INC   | 200ECCDC01WRC | 200ECCDC01WRC-CDC   | N             | \$78,727               | \$0                  | \$0                  | \$78,727               | 10/5/2020           | 6/30/2022            | \$240,129                          | \$78,727                       | \$161,402                               |
| Office of Early Childhood | WINSTED AREA CHILD CARE CENTER INC       | 200ECCDC01WIN | 200ECCDC01WIN-CDC   | N             | \$233,700              | \$0                  | \$0                  | \$233,700              | 10/5/2020           | 6/30/2022            | \$559,533                          | \$233,700                      | \$325,833                               |
| Office of Early Childhood | YALE NEW HAVEN HOSPITAL                  | 190ECHVP01YNH | BASIC SERVICES - Home Visiting Program  | Y             | \$1,944,656            | \$11,410             | \$0                  | \$1,956,066            | 7/1/2019            | 6/30/2021            | \$3,918,498                        | \$3,812,935                    | \$105,563                               |
| Office of Early Childhood | YALE NEW HAVEN HOSPITAL                  | 190ECSPT01YNH | Supports for Pregnant and Parenting Teen Program  | E             | \$0                    | \$14,746             | \$0                  | \$14,746               | 10/1/2019           | 11/30/2020           | \$15,000                           | \$14,746                       | \$254                                   |
| Office of Early Childhood | YMCA OF METROPOLITAN HARTFORD INC        | 200ECCDC01GHY | 200ECCDC01GHY-CDC   | N             | \$314,322              | \$0                  | \$0                  | \$314,322              | 10/5/2020           | 6/30/2022            | \$1,147,336                        | \$314,322                      | \$833,014                               |
| <b>Total</b>              |  | <b>177</b>    |   |               | <b>\$65,028,350</b>    | <b>\$17,769,931</b>  | <b>\$0</b>           | <b>\$82,798,281</b>    |                     |                      | <b>\$589,711,558</b>               | <b>\$294,810,101</b>           | <b>\$294,901,456</b>                    |
| <b>GRAND TOTAL</b>        |  | <b>1409</b>   |   |               | <b>\$1,066,487,579</b> | <b>\$597,917,202</b> | <b>\$625,427,358</b> | <b>\$2,289,832,140</b> |                     |                      | <b>\$9,459,910,958</b>             | <b>\$6,888,525,173</b>         | <b>\$2,571,385,785</b>                  |

1. The Competitive column includes: Competitive solicitations which are listed as Y; Non-Competitive Solicitations which are listed as N; Contracts under \$20,000 or contracts with towns, cities, and political subdivisions of the state which are listed as E, Qualification for services (described in narrative) is listed as Q, Mixed master contracts (described in narrative) are listed as M.

2. The Other Fund column can include non-federal grants, pass through grants, bond funds, and restricted state grants.

3. The total FY 2020 column represents the sum of contract payments.

4. The cumulative contract total amount is an estimate of what the contract will cost throughout the entirety of its term.

5. The cumulative contract payments is the sum of all payments that have been made on a contract from the beginning of its term through the end of FY2020.

6. The cumulative contract balance remaining is the difference between the cumulative contract total amount and the cumulative contract payment.