



CONNECTICUT

Policy and Management

REPORT TO THE GENERAL ASSEMBLY

Purchase of Service (POS) Contracts

FISCAL YEAR 2025

Submitted September 30, 2025

This page is intentionally left blank



CONNECTICUT

Policy and Management

September 30, 2025

The Honorable Martin M. Looney
President Pro Tempore
Connecticut General Assembly

The Honorable Bob Duff
Senate Majority Leader
Connecticut General Assembly

The Honorable Stephen Harding
Senate Minority Leader
Connecticut General Assembly

The Honorable Matt Ritter
Speaker of the House
Connecticut General Assembly

The Honorable Jason Rojas
House Majority Leader
Connecticut General Assembly

The Honorable Vincent Candelora
House Minority Leader
Connecticut General Assembly

This report fulfills the statutory responsibility of the Office of Policy and Management pursuant to [C.G.S. § 4-70b](#) to report on the Purchase of Service (POS) contracting activity of state agencies for the State Fiscal Year 2025. In addition, C.G.S. § 4-70b(c) requires that this report includes an assessment of the aggregate financial condition of non-profit, community-based health and human service providers that enter into POS contracts.

Sincerely,

Jeffrey R. Beckham
Secretary
Office of Policy and Management

Purchase of Service Contracts Annual Report FY 2025

TABLE OF CONTENTS

	Page
INTRODUCTION.	2
A. Purpose.	2
B. Background.	2
C. Relevant Statutes.	2
SCOPE AND METHODOLOGY	2
POS AGENCY HUMAN SERVICE PROCUREMENT MODELS	4
A. Department of Aging and Disability Services (ADS)	4
B. Department of Children and Families (DCF)	4
C. Department of Correction (DOC).	5
D. Department of Developmental Services (DDS)	5
E. Department of Mental Health and Addiction Services (DMHAS)	6
F. Department of Housing (DOH)	6
G. Department of Public Health (DPH)	7
H. Department of Social Services (DSS)	7
I. Office of Early Childhood (OEC)	8
AGGREGATE FINANCIAL CONDITION OF NON-PROFIT PROVIDERS OF POS CONTRACTS	8
INQUIRIES	14
POS DATA	15
A. POS FY 2025 and FY 2024 Contracts and Payment Comparison	15
B. POS FY 2025 Competitive Analysis by Agency	16
C. POS FY 2025 Summary Report by Agency.	17
D. POS FY 2025 Report Detail by Agency	18

INTRODUCTION

A. Purpose

This document summarizes information regarding Purchase of Service (POS) contracting activity of state agencies for Fiscal Year (FY) 2025. As required by [Connecticut General Statutes \(C.G.S.\) Section 4-70b\(c\)](#), this report includes an assessment of the aggregate financial condition of a group of non-profit, community based health and human services agencies that enter into POS contracts. It is important to note that this reporting period includes residual effects from the Covid-19 pandemic. State agencies continue to strive to meet the demand for health and human services and limit service disruption to Connecticut residents, non-profits, and businesses. The federal government's American Rescue Plan Act (ARPA) funding issued to the State of Connecticut continues to provide direct relief to the people of the state, helping in the economic recovery. ARPA funds were required to be obligated by December 31, 2024, and fully expended by December 31, 2026, and continue to impact the state's competitive procurement.

B. Background

A *Purchase of Service* (POS) contract is a contract between a state agency and a private provider organization or municipality for the purpose of obtaining direct health and human services for agency clients. The contract generally is not used for the sole purpose of purchasing administrative or clerical services, material goods, training and consulting services. POS contracts cannot be used to contract with individuals.

Using the Office of Policy and Management (OPM) POS standard contract template, an agency may execute a competitive or non-competitive POS contract for a single year or multiple years. A POS contract may cover numerous services and be amended for a variety of reasons during its term.

In FY 2025 there were ten agencies with the ability to execute a POS contract: Department of Aging and Disability Services, Department of Children and Families, Department of Correction, Department of Developmental Services, Department of Housing, Department of Mental Health and Addiction Services, Department of Public Health, Department of Social Services, Division of Criminal Justice, and the Office of Early Childhood.

C. Relevant Statutes

[C.G.S. § 4-70b](#) requires OPM to “establish uniform policies and procedures for obtaining, managing and evaluating the quality and cost effectiveness of direct health and human services purchased from a private provider organization or municipality.” Further, OPM “shall require all state agencies which purchase direct health and human services to comply with such policies and procedures” and to report annually to the General Assembly on the state's POS contracting activity.

[C.G.S. § 4-230 to 4-236](#) requires a non-profit organization that expends \$500,000 or more in state funds, in its fiscal year, to submit to a uniform audit within six months of the fiscal year end. OPM administers the State Single Audit for municipalities and non-profit entities. Additionally, OPM is required to “adopt regulations establishing uniform standards which prescribe the cost accounting principles to be used in the administration of state financial assistance by the recipients of such assistance.”

SCOPE AND METHODOLOGY

The POS data represented in this report is captured from CORE-CT and the Statewide Analytical Reporting System (STARS). Health and human service agencies are required to enter a requisition into the CORE-CT eProcurement module prior to executing a POS contract. A workflow of approvers is built into the requisition system. Requisitions have required fields to be entered which include, but are not limited to contract ID, contract type (competitive, non-competitive), begin and end dates, contract maximum amount, description of services,

Purchase of Service Contracts Annual Report FY 2025

contractor name and funding information. After the final approval from OPM, the requisition can be converted into a POS contract within the CORE-CT contract module and STARS extracts the data for this report.

OPM summarizes the information obtained from CORE-CT and submits an annual report to the General Assembly. The data in this report represents POS contracts that were in effect during FY 2025. POS contracts can range from a few months to several years in duration. Accordingly, the total dollar amount of a POS contract may represent several years of activity. Many POS contracts overlap during a fiscal year. For example, if a POS contract ends December 31st and a new contract starts with the same provider on January 1st, then two contracts (and two contract amounts) would be included in this report. Due to these factors, this report represents several years of POS contracting activity, not just annual activity.

The payment amounts presented in this report are payments made by state agencies to POS contractors during FY 2025. Note that annual payment amounts are often substantially less than the cumulative total contract amounts. The cumulative contract amounts represent more than one year of contracting activity, while the payment amounts reflect the activity for FY 2025. The annual payment amounts are a better gauge of the annual contract spend.

The competitive column in the POS Data section “POS FY24 Report Detail by Agency” of this report consists of these five (5) procurement categories:

- **Competitive (Y):** Applies to all contracts that adhere to the competitive procurement process that resulted in at least three acceptable responses.
- **Non-Competitive (N):** Applies to contracts where the state agency purchasing the service determines that a non-competitive purchase is required and applies for a waiver. The non-competitive category applies to all contracts where a waiver from competitive procurement was granted, or the competitive procurement process resulted in less than 3 acceptable responses.
- **Exempt (E)*:** Applies to all contracts with an annual value of not more than \$50,000, contracts with cities and towns for pass through funds, and political subdivisions.. OPM works with agencies to manually identify contracts that fall under the exempt contract type and updates this report to ensure accuracy.
- **Qualified (Q)*:** Applies to only the Department of Developmental Services (DDS) contracts where DDS clients have chosen their services from a list of qualified providers. The qualified providers are selected from a competitive qualification process. OPM works with agencies to manually identify contracts that fall under the qualified contract type and updates this report to ensure accuracy.
- **Mixed (M)*:** Applies to only the Department of Children and Families (DCF) and the Department of Mental Health and Addiction Services (DMHAS) who use a consolidated contracts process. These consolidated contracts consist of a range of programs and services delivered by one provider, of which some programs within the contract are competitively bid, while other programs are not competitively bid. OPM, in collaboration with DMHAS and DCF, established the mixed category and manually identifies the contracts that fall under this category to ensure that the Detail by Agency section of the report is accurate.

*The CORE-CT system does not provide the capabilities to select exempt or qualified contract types or to report contracts at the program level for competitive procurement.

POS AGENCY HUMAN SERVICE PROCUREMENT MODELS

Although this report highlights aggregated data on POS procurements across the state, each health and human service agency operates under different service models. This may result in data outcomes for competitive contracting that are difficult to generalize or compare across agencies. Human service procurement is different than traditional goods and services procurement, as it involves the submission of proposals by vendors to compete on a range of evaluation criteria (such as cost, quality and company history). Human service procurements are often constrained by set rates, costs, and qualifications that providers must meet. In addition, there are agencies that procure at the program level rather than by provider. This means a group of programs are competitively rebid at one time, impacting multiple providers, which results in amendments to those provider's consolidated contracts. These amendments add or remove programs to a provider's current suite of services. Rarely is a provider's entire range of state services competitively rebid at one time. Some other agencies utilize a process in which clients can choose their provider from a list of pre-qualified entities. While a standard RFP is not issued, these agencies conduct a thorough ongoing evaluation process to ensure continued quality and allow individuals to conduct their own "competitive procurement" each time they choose a provider.

Due to these differences, each agency in the POS system supplied additional background information to characterize their procurement service models. OPM has inserted the agency information in order to better understand data outcomes in the overall report. However, we note that this information reflects the views, perspectives, and processes of the agencies, and OPM has included footnotes to provide its perspective where appropriate. It is also important to remember that each of these agencies' normal procurement processes and procedures may differ from the demands imposed by restricted funding requirements.

A. Department of Aging and Disability Services (ADS)

The mission of the Department of Aging and Disability Services (ADS) is to maximize opportunities for the independence and well-being of people with disabilities and older adults in Connecticut. Agency programs, policies and practices are designed to focus on our five core service areas: education, employment, independent living, accessibility, and advocacy. The agency has five service bureaus:

- Bureau of Aging (BOA)
- Bureau of Disability Determination Services (DDS)
- Bureau of Education and Services for the Blind (BESB)
- Bureau of Rehabilitation Services (BRS)
- Bureau of Services for Persons who are Deaf, DeafBlind or Hard of Hearing
- Long Term Care Ombudsman Program (LTCOP)

ADS administers over 30 legislatively authorized programs. By statute ADS is the state agency responsible for administering multiple programs under federal legislation, including the Older Americans Act, Rehabilitation Act, Assistive Technology Act, and the Social Security Act. ADS uses approximately 225 POS contracts to support the agency mission and the provision of services. POS contract services are provided through regional agencies on aging, independent living centers, community rehabilitation providers, and other non-profit organizations. ADS conducts competitive procurements in accordance with the department's OPM-approved procurement plan and federal and/or state funding guidelines.

B. Department of Children and Families (DCF)

DCF contracts with approximately 98 private not-for-profit contractors to deliver approximately 83 different types of community-based, home-based and congregate care service types. The service types funded through these POS contracts comprise the network of behavioral health, child welfare, prevention and support services for the populations DCF is mandated to serve. DCF currently uses a "consolidated" contract

format in which anywhere from one (1) to forty (40) different, separately funded individual programs (comprised of any combination of the 83 service types in our array) are contained in one consolidated contract with the same provider. With consultation from OPM and to reflect the vision of the new management, DCF plans to begin to move away from consolidated contracts starting in FY 2026. DCF has set a six (6) year time frame to move to program specific contracts. Many of these contracts, which encompass 337 individual programs, range in term from one (1) to three (3) years with termination dates staggered to ensure that all contracts are not expiring within the same timeframe. The agency's procurement plan is currently being evaluated to ensure that no service type exceeds the 10-year bid procedure.

DCF uses a 3-pronged approach to procurement. All new service types are initially procured through RFP; all new individual programs added within an existing service type are initially procured through RFP and all service types are rebid per the agency's approved procurement plan. The agency's goal is to ensure that every service type is rebid at least every 10 years. This timeframe is based on a number of contributing factors including resources and limited staffing, continuity of care for the children of the State of Connecticut, the costs associated with procurement (transition and closeout of terminating programs and implementation and training costs for newly awarded programs) and the stability of DCF's provider network (staff retention, infrastructure, bonding, etc.). Based on this timeframe, in previous annual reports, DCF had labeled all services rebid within the last 10 years as competitive. As of FY 2025, in compliance with new OPM guidance intended to improve the accuracy of reporting on competitive POS procurement, DCF is moving to program specific contracts which will more accurately reflect services that were competitively bid in the past five years.

C. *Department of Corrections (DOC)*

DOC contracts with over 50 providers to deliver services ranging from technical, legal, ombudsmen, therapeutic, training, educational, and reentry support to medical and mental health services. The Grants and Contracts Unit (GCU) reviews information with Parole and DOC Health, Addiction, Volunteer, Programs & Treatment, Legal, Operations, and Education Units and uses utilization data, facility wait lists and trending service needs of the offender population to identify areas and programs to best serve or address the need. If an existing contract is in place, that contract is used to address the identified need. Otherwise, GCU initiates the development of an RFP for the identified services. The development of the RFP includes subject matter experts in the appropriate field within DOC (substance abuse, mental health, employment, women and children, medical, etc.).

In addition, DOC partners with other state agencies (e.g. Judicial Branch, DSS, DMHAS) where programs and/or services are needed that will meet the requirements of the agency. This procurement partnership approach is beneficial to each agency because of its administrative efficiency and the programmatic value of pooling clients. Through this approach, DOC is best able to streamline the procurement process, while addressing changing client needs.

D. *Department of Developmental Services (DDS)*

DDS has about 160 POS providers in place to deliver family supports ranging from residential services and in-home supports to employment assistance. The agency has a long history of providing individuals who receive DDS funded services with the opportunity to make choices in their personal lives. The DDS Mission Statement encourages individuals and their families to choose the provider best able to support their needs when entering the system. This is exemplified by DDS' portability policies and procedures allowing individuals in Residential and Day programs the ability to exercise choice by taking their funding and moving to another program. Individuals and families can use the funds to purchase services from any qualified provider.

Individuals choose their services from a list of DDS Qualified Providers available on the DDS website. New and existing DDS providers become qualified to provide services by following the qualification instructions located on the DDS website. Providers who are applying to become qualified to provide services are required to meet a standard set of minimum qualifications related to the service being applied for. Due to the natural competitiveness built into DDS' service system, which is supported by the control each individual has to choose his/her provider from a list of qualified providers, competitive procurement occurs each time a DDS individual chooses a service provider. There is an on-going quality evaluation process to ensure providers continually meet minimum qualifications.

E. *Department of Mental Health and Addiction Services (DMHAS)*

DMHAS contracts with over 150 private non-profit providers to deliver approximately 125 different community-based services ranging from behavioral health interventions to substance use services and prevention services. These services are funded through a consolidated POS contract serving adults in over 1000 different funded programs through these consolidated contracts. Under the consolidated contract, DMHAS may have as few as one program or as many as 40 programs funded in one contract, which carries a three-year contract term.

DMHAS contract unit continues to work with DMHAS program staff to redesign the procurement plan to ensure that the plan aligns with the current services, model and schedule that is appropriate procurement. When the Department plans to issue an RFP based on an OPM-approved procurement plan for a program contained in a consolidated contract, notice will be sent to the respective provider to inform them those funds will be ending in their contract. Once the RFP has been completed and the programs have been identified for funding through the competitive process, the newly awarded program is assigned to the new provider, and a new contract will be created. If the newly awarded program is with an existing provider, under contract, the existing provider contract will be amended or renewed (based on the specific date of award) to add the awarded program.

F. *Department of Housing (DOH)*

DOH has over 180 contracts with approximately 80 private non-profit providers to provide housing and services for vulnerable unstably housed populations. The majority of DOH's contracts support the state's response to homelessness with contracts ranging the spectrum from homeless outreach, diversion, shelter, and rapid rehousing to permanent supportive housing. DOH also funds programs to provide housing resources to individuals that are HIV positive or have AIDS as well as managing the state's Section 8 and Rental Assistance Programs. Since its inception in 2014, DOH has rebid all its contracts twice with our HIV programs being rebid in 2022, our homeless services programs in 2023 and our Section 8 and Rental Assistance Program (RAP) in 2024.

DOH also recognizes the importance that housing stability has on clients of sister state agencies. As a result, DOH has entered into agreements with DMHAS, DCF, DDS, Court Support Services Division (CSSD), and DSS to provide needed housing resources to create stability among our most vulnerable residents. In addition, DOH is exploring relationships with the State Department of Education and the Office of Early Childhood to provide stable housing to allow households to focus on obtaining quality education. Many of these agreements have led to a competitive procurement process to find the most qualified non-profit agency to provide these vital services.

G. *Department of Public Health (DPH)*

DPH has approximately 200 Purchase of Service (POS) contracts that provide services to the public. These contracts are for services including health care and support services, testing, contact tracing, health education and prevention services as well as counseling services, to uninsured, underinsured, and underserved populations. Due to unique attributes associated with the provision of health services, such as licensing requirements, continuity of care, publicly supported physical sites, and the statutory relationship between DPH and municipal health departments, competitive procurement is not always possible. CT DPH has made a concerted effort in the past year to increase the number of projects that have gone to RFP to ensure competitive procurement.

When considering waivers from competitive procurement for a particular service, the Department refers to OPM's waiver codes.

H. *Department of Social Services (DSS)*

DSS delivers and funds a wide range of programs and services as Connecticut's multi-faceted health and human services agency. DSS serves about one (1) million residents of all ages through twelve (12) field offices, central administration, and online and phone access options. DSS supports the health of over 850,000 residents through HUSKY Health (Medicaid & Children's Health Insurance Program), including medical, dental, behavioral health, prescription medications, long-term services for the basic needs of children, families, older and other adults, persons of disabilities, including health care coverage, child support, long-term services and support, energy assistance, food and economic aid.

During the State Fiscal Year 2025, DSS has entered into and maintains more than 130 POS contracts for the provision of direct client services. Many of the existing contracts for direct client services have been coupled with the need for continuity of services, and earmarked state or federal funding outweighing the benefit of competitive procurements. All contractors are monitored for compliance with program delivery requirements and fiscal accountability.

The DSS Procurement Plan describes the approach that the DSS will take during the next three (3) state fiscal years to purchase, through Purchase of Service (POS) contracts, quality and cost-effective services for clients from private, for profit and non-profit providers. The plan is designed to combine DSS operational requirements with state and federal requirements, while requiring consistent, open, transparent, fair, and competitive process for the procurement of services. The plan will direct all aspects of such procurements and will be periodically reviewed by program, fiscal, contract and procurement staff to ensure its continued relevance. The DSS Contract Unit collaborates with DSS program staff to revise and implement the DSS Procurement Plan, ensuring it remains in sync with current services and schedules.

Inclusive to the Plan is the continuous monitoring, by DSS program staff, of program services delivered with the anticipation of continuous program and service delivery improvements by the contractor. Changes in DSS operational requirements, state and federal requirements, and a commitment by DSS to have the most responsive and effective service delivery system possible may necessitate adjustments to the plan during this three-year period.

I. *Office of Early Childhood (OEC)*

OEC currently contracts with approximately 97 private not-for-profit contractors, federally qualified health centers, hospitals, local education authorities, and municipalities to deliver services that help young children and families thrive. The service types funded through these POS contracts comprise the networks of evidence-based home visiting, Child Day Care, and Part C of the Individuals with Disabilities Education Act (IDEA). These contracts range in term from two to five years. OEC's Procurement Plan ensures that services are constantly evaluated as to the cadence of their re-procurement. This timeframe is based on a number of contributing factors, including resources and staffing, continuity of service for enrolled children and families, the costs associated with procurement (transition and closeout of terminating programs and implementation and training costs for newly awarded programs) and the stability of OEC's provider networks.

OEC utilizes Outcome Rate Cards (ORC) within some POS contracts as a procurement tool to focus on outcome achievement and promote measurement. Through ORCs, OEC defines a menu of outcomes it is interested in achieving and the amount OEC is willing to pay each time the outcome is achieved by a contractor.

AGGREGATE FINANCIAL CONDITION OF NON-PROFIT PROVIDERS OF POS CONTRACTS

As indicated, [C.G.S. 4-70b\(c\)](#) requires OPM to provide an assessment of the financial condition of non-profit POS providers. For this report, OPM used the framework developed by the Commission on Non-Profit Health and Human Services in their review of the financial condition of these providers. The commission took a sample of 101 out of 490 health and human services providers that were required, due to expending \$100,000 or more in state funds, to conduct an audit for fiscal year 2009. The work group then tested the financial health of the sample group by using information from these audits to calculate various financial ratios specific to non-profits. The work group was also broken down by those with annual revenues less than \$2 million, those between \$2 million and \$10 million and those with revenues over \$10 million annually.

In seeking to replicate this work for this report, OPM has updated and continued to review the remaining 64 non-profit providers' audits for fiscal year 2024 which has reduced from 82 providers in FY 2015. The number of non-profit providers has decreased as a combination of providers no longer have contracts with the state and a number of providers did not meet the threshold for income reporting criteria. The number of providers has also decreased due to acquisitions, mergers, and closures. The providers report for fiscal year 2024 reflect the financial reports received as of the issuance date of this report.

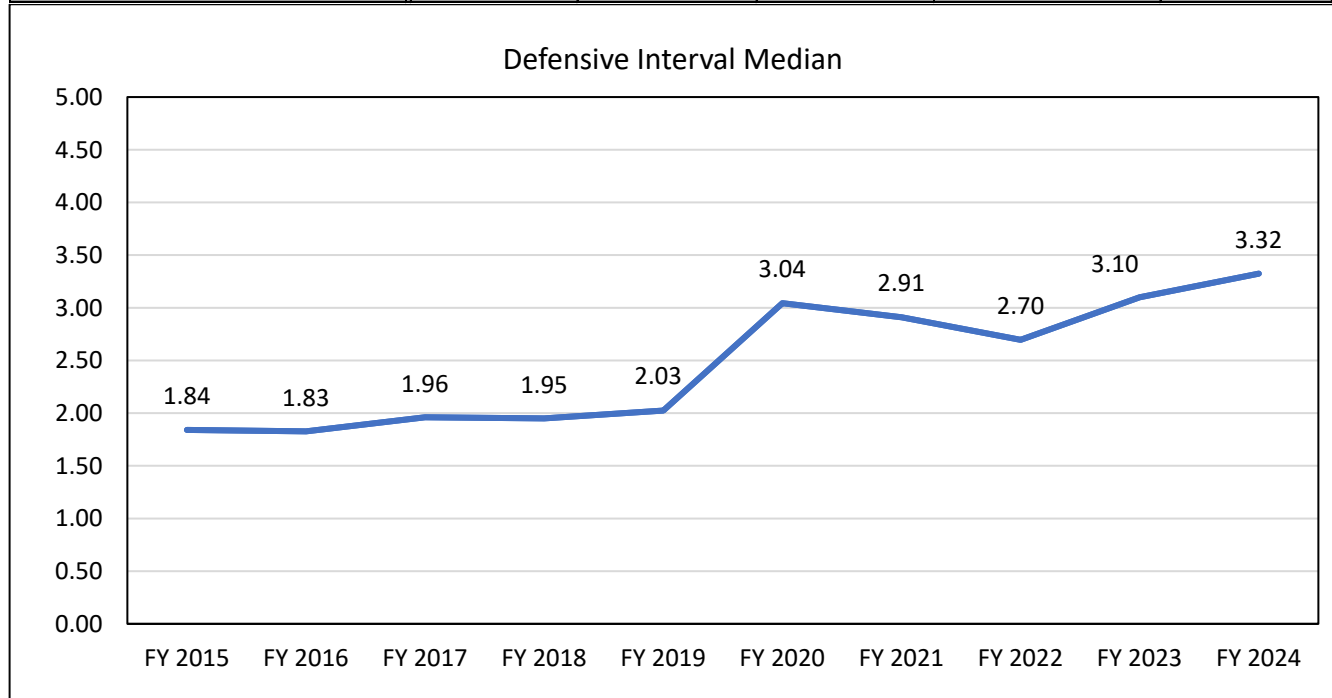
The financial ratios follow on the next page.

Purchase of Service Contracts Annual Report FY 2025

Defensive Interval: This is a measure of liquidity in which cash and other readily available funds are divided by average monthly expenses, which indicates how many months of expenses could be funded by an entity's liquid assets if no additional funding was received.

The method of calculating each of these ratios along with a measure of what might be considered a substandard ratio is included in the table.

		All	Revenues Less than \$2m	Revenues \$2m to \$10m	Revenues \$10m +
Defensive Interval	Definition: (Cash + Marketable Securities + Receivable)/Average Monthly Expenses				
Substandard Ratio*	# of Providers	Less than 1	Less than 1	Less than 1	Less than 1
Median FY 2015	82	1.84	1.34	1.57	1.98
Median FY 2016	81	1.83	1.22	1.65	2.20
Median FY 2017	75	1.96	0.87	2.54	2.12
Median FY 2018	68	1.95	1.47	2.63	1.95
Median FY 2019	67	2.03	1.45	2.03	2.25
Median FY 2020	69	3.04	2.84	3.19	3.11
Median FY 2021	66	2.91	2.22	3.07	2.84
Median FY 2022	63	2.70	2.18	2.89	2.63
Median FY 2023	62	3.10	2.77	4.15	2.89
Median FY 2024	64	3.32	3.48	3.87	3.04
# of Nonprofits sampled - 2024		64	6	19	39
# More than 3		36	3	12	21
# 1-3		27	2	7	18
# less than 1		1	1	0	0
2024: % with ratio more than 3		56.25%	50.00%	63.16%	53.85%
2024: % with ratio between 1 - 3		42.19%	33.33%	36.84%	46.15%
2024: % with ratio less than 1		1.56%	16.67%	0.00%	0.00%



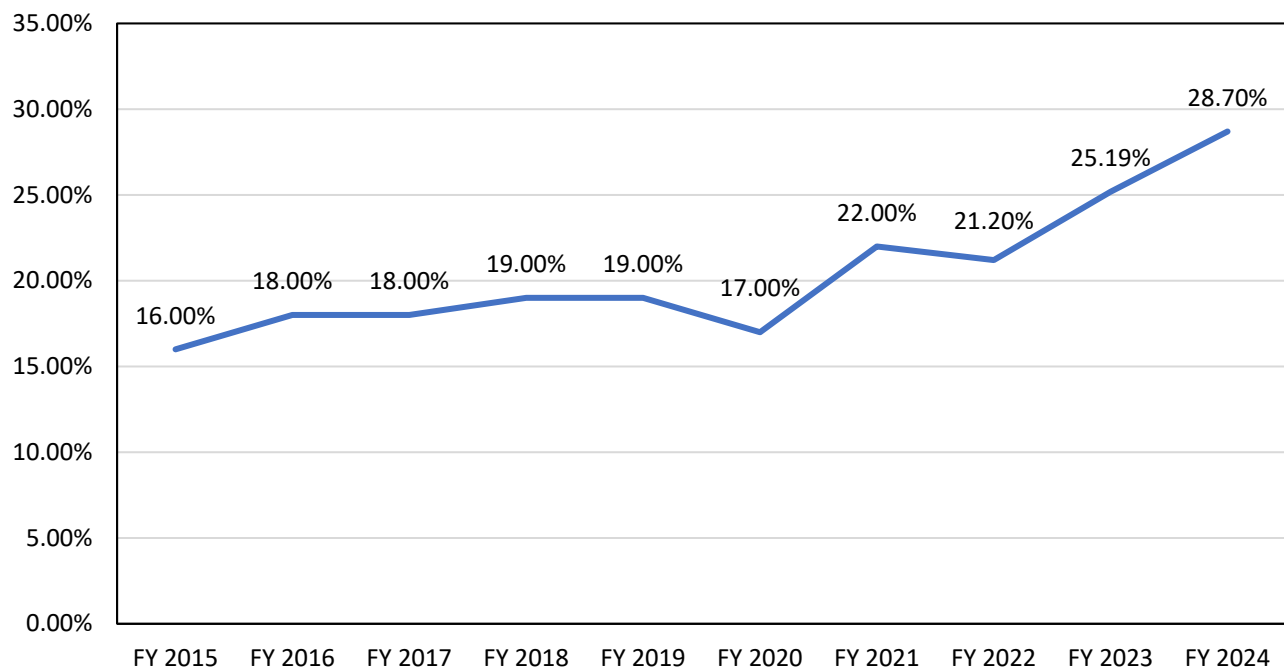
* The designation of substandard ratios was developed by the Private Provider Cost Increases, Financial Condition & Sources of Revenue Work Group of the Commission on Non-Profit Health and Human Services based on their review of the literature. The exception is the Savings Indicator standard, which is based on work done by the Boston Foundation.

Purchase of Service Contracts Annual Report FY 2025

Operating Reserves Ratio: This measure compares the amount of reserves (available net assets) a non-profit has compared to its annual expenses and helps indicate the ability of a provider to deal with unforeseen circumstances.

	All	Revenues Less than \$2m	Revenues \$2m to \$10m	Revenues \$10m +
Operating Reserves Ratio	Definition: Operating Reserves/Annual Operating Expenses			
Substandard Ratio*	# of Providers	Less than 25%	Less than 25%	Less than 25%
Median FY 2015	82	16.00%	13.00%	21.00%
Median FY 2016	81	18.00%	14.00%	22.00%
Median FY 2017	75	18.00%	8.00%	31.00%
Median FY 2018	68	19.00%	0.30%	27.80%
Median FY 2019	67	19.00%	0.00%	25.10%
Median FY 2020	69	17.00%	5.00%	21.00%
Median FY 2021	66	22.00%	14.00%	27.00%
Median FY 2022	63	21.20%	7.00%	22.00%
Median FY 2023	62	25.19%	25.15%	39.00%
Median FY 2024	64	29.40%	37.79%	36.39%
# of Nonprofits sampled - 2024		64	6	19
# more than 25%		36	5	11
# 10-25%		8	0	2
# 0-10%		14	1	4
# less than 0%		6	0	2
2024: % more than 25%		56.25%	83.33%	57.89%
2024: % 10-25%		12.50%	0.00%	10.53%
2024: % 0-10%		21.88%	16.67%	21.05%
2024: % less than 0%		9.38%	0.00%	10.53%

Operating Reserves Ratio Median



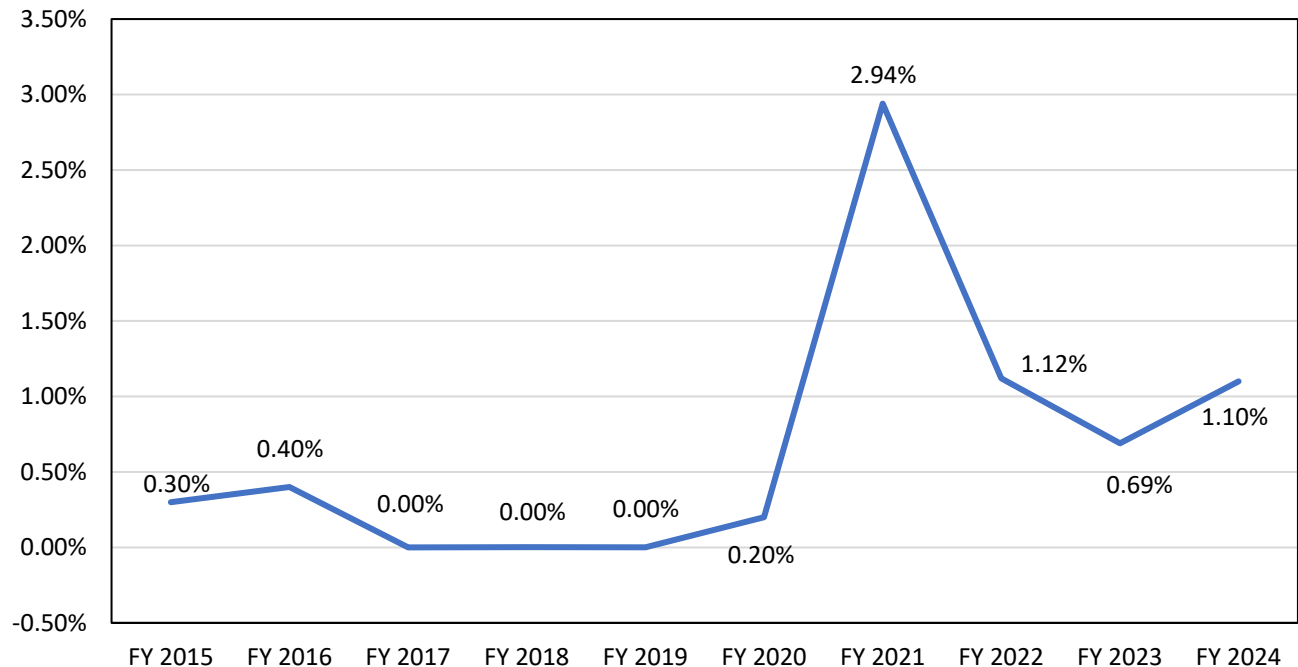
* The designation of substandard ratios was developed by the Private Provider Cost Increases, Financial Condition & Sources of Revenue Work Group of the Commission on Non-Profit Health and Human Services based on their review of the literature. The exception is the Savings Indicator standard, which is based on work done by the Boston Foundation.

Purchase of Service Contracts Annual Report FY 2025

Savings Indicator: This measure compares annual operating surpluses or losses against annual expenses. A positive ratio would indicate some level of increase in savings.

		All	Revenues Less than \$2m	Revenues \$2m to \$10m	Revenues \$10m +
<i>Savings Indicator</i>	<i>Definition: (Revenue - Expenses)/Total Expense</i>				
Substandard Ratio*	# of Providers	Less than 2%	Less than 2%	Less than 2%	Less than 2%
Median FY 2015	82	0.30%	0.20%	-0.10%	0.60%
Median FY 2016	81	0.40%	-2.40%	0.50%	1.00%
Median FY 2017	75	0.00%	-2.10%	0.09%	0.03%
Median FY 2018	68	0.00%	0.00%	0.87%	0.00%
Median FY 2019	67	0.00%	0.00%	0.00%	0.00%
Median FY 2020	69	0.20%	2.20%	0.90%	-0.10%
Median FY 2021	66	2.94%	8.40%	0.70%	1.30%
Median FY 2022	63	1.12%	1.90%	1.00%	1.10%
Median FY 2023	62	0.69%	1.42%	0.39%	0.76%
Median FY 2024	64	1.10%	4.63%	0.89%	0.83%
# of Nonprofits sampled - 2024		64	6	19	39
# more than 5%		15	2	5	8
# 2-5%		10	2	3	5
# 0-2%		16	0	5	11
# less than 0%		23	2	6	15
2024: % more than 5%		23.44%	33.33%	26.32%	20.51%
2024: % 2-5%		15.63%	33.33%	15.79%	12.82%
2024: % 0-2%		25.00%	0.00%	26.32%	28.21%
2024: % less than 0%		35.94%	33.33%	31.58%	38.46%

Savings Indicator Median



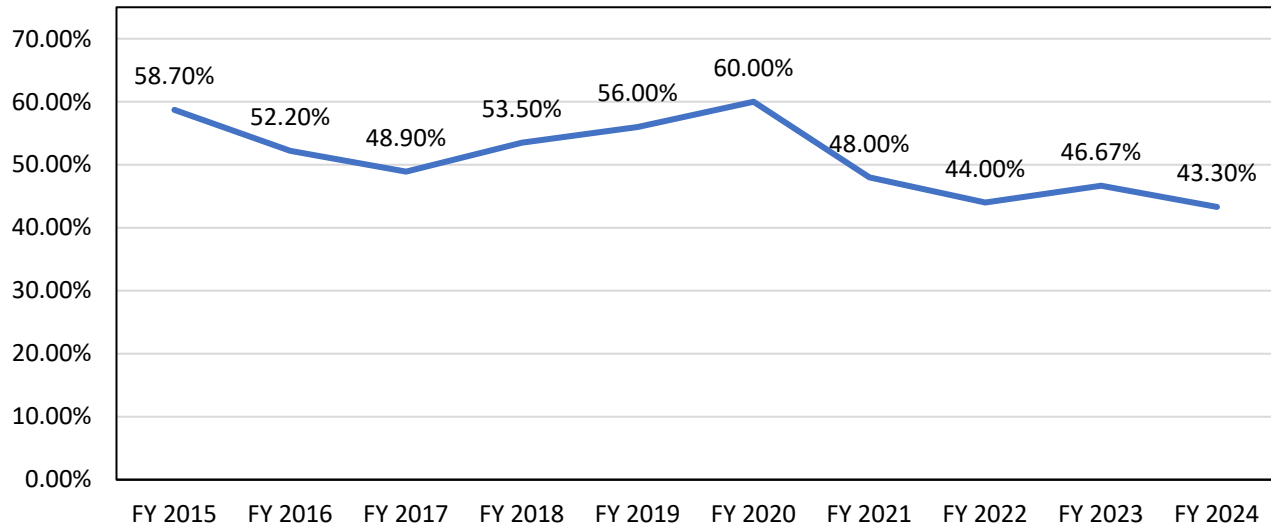
* The designation of substandard ratios was developed by the Private Provider Cost Increases, Financial Condition & Sources of Revenue Work Group of the Commission on Non-Profit Health and Human Services based on their review of the literature. The exception is the Savings Indicator standard, which is based on work done by the Boston Foundation.

Purchase of Service Contracts Annual Report FY 2025

Debt Ratio: This measure compares total debt to total assets. The higher the percentage of debt, the less financial flexibility an entity has.

		All	Revenues Less than \$2m	Revenues \$2m to \$10m	Revenues \$10m +
Debt Ratio	Definition: Average Total Debt/Average Total Assets				
Substandard Ratio*	# of Providers	Over 50%	Over 50%	Over 50%	Over 50%
Median FY 2015	82	58.70%	59.30%	45.90%	61.90%
Median FY 2016	81	52.20%	38.70%	49.70%	52.60%
Median FY 2017	75	48.90%	63.80%	45.20%	48.90%
Median FY 2018	68	53.50%	98.30%	49.70%	47.60%
Median FY 2019	67	56.00%	98.70%	56.70%	54.60%
Median FY 2020	69	60.00%	81.10%	60.00%	58.00%
Median FY 2021	66	48.00%	48.90%	42.40%	48.90%
Median FY 2022	63	44.00%	61.30%	48.40%	44.00%
Median FY 2023	62	46.67%	44.20%	43.70%	49.80%
Median FY 2024	64	43.30%	16.67%	43.45%	43.97%
# of Nonprofits sampled - 2024		64	6	19	39
# more than 100%		4	0	1	3
# 50-100%		23	1	8	14
# 25-50%		21	2	3	16
# 0-25%		16	3	7	6
2024: % more than 100%		6.25%	0.00%	5.26%	7.69%
2024: % 50-100%		35.94%	16.67%	42.11%	35.90%
2024: % 25-50%		32.81%	33.33%	15.79%	41.03%
2024: % 0-25%		25.00%	50.00%	36.84%	15.38%

Debt Ratio Median



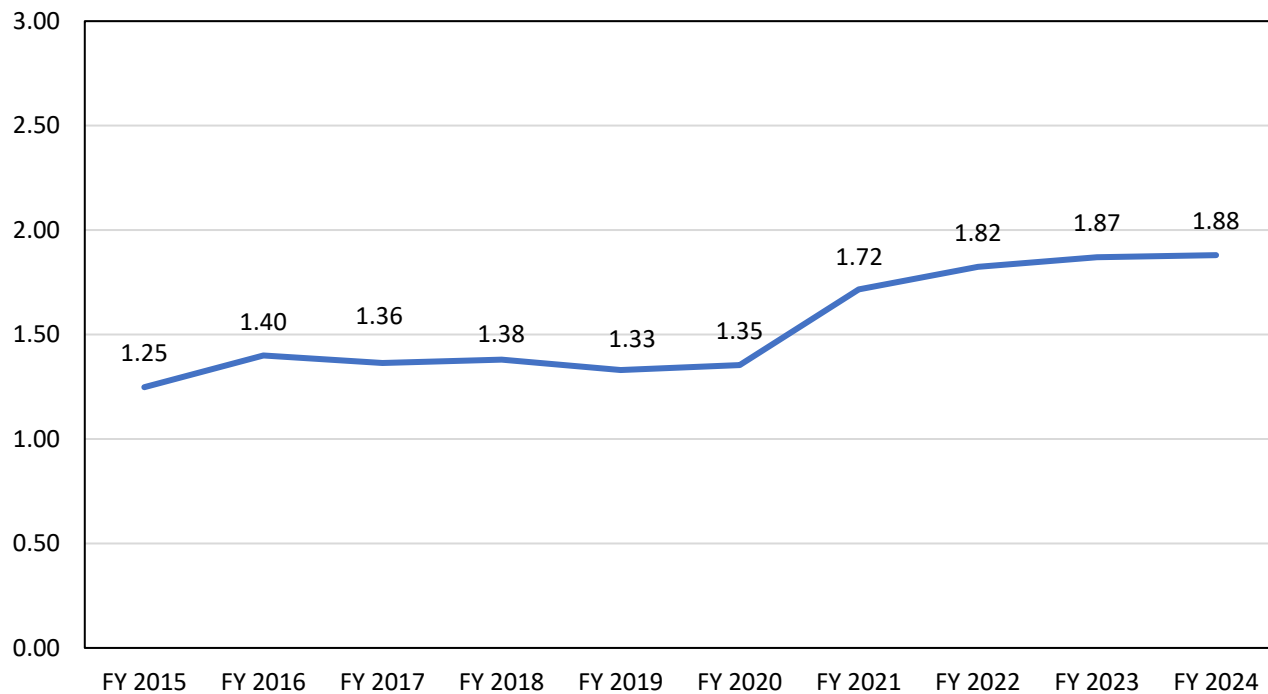
* The designation of substandard ratios was developed by the Private Provider Cost Increases, Financial Condition & Sources of Revenue Work Group of the Commission on Non-Profit Health and Human Services based on their review of the literature. The exception is the Savings Indicator standard, which is based on work done by the Boston Foundation.

Purchase of Service Contracts Annual Report FY 2025

Current Ratio: This is another liquidity measure in which current (i.e. more liquid) assets are compared to current (i.e. more immediate) liabilities.

		All	Revenues Less than \$2m	Revenues \$2m to \$10m	Revenues \$10m +
Current Ratio	Definition: Current Assets/Current Liabilities				
Substandard Ratio*	# of Providers	Under 2	Under 2	Under 2	Under 2
Median FY 2015	82	1.25	1.18	1.15	1.32
Median FY 2016	81	1.40	1.22	1.39	1.39
Median FY 2017	75	1.36	1.04	1.87	1.21
Median FY 2018	68	1.38	1.21	1.51	1.24
Median FY 2019	67	1.33	0.93	1.82	1.32
Median FY 2020	69	1.35	1.31	1.91	1.35
Median FY 2021	66	1.72	2.69	2.52	1.57
Median FY 2022	63	1.82	1.59	1.93	1.46
Median FY 2023	62	1.87	1.98	1.98	1.73
Median FY 2024	64	1.88	1.92	1.63	1.84
# of Nonprofits sampled - 2024		64	6	19	39
# 2 or more		29	3	8	18
# 1-2		22	3	6	13
# 0-1		13	0	5	8
2024: % with ratio of 2 or more		45.31%	50.00%	42.11%	46.15%
2024: % with ratio between 1 - 2		34.38%	50.00%	31.58%	33.33%
2024: % with ratio between 0 - 1		20.31%	0.00%	26.32%	20.51%

Current Ratio Median



* The designation of substandard ratios was developed by the Private Provider Cost Increases, Financial Condition & Sources of Revenue Work Group of the Commission on Non-Profit Health and Human Services based on their review of the literature. The exception is the Savings Indicator standard, which is based on work done by the Boston Foundation.

Purchase of Service Contracts Annual Report FY 2025

INQUIRIES

- For further information concerning this report, contact the following at OPM:

Kevin Meakem	Procurement Policy Development Coordinator	Kevin.Meakem@ct.gov	860-418-6313
Rachel Moser	Assistant Division Director, Office of Finance	Rachel.Moser@ct.gov	860-418-6338
Kimberly E. Kennison	Executive Financial Officer	Kimberly.Kennison@ct.gov	860-418-6422

- For further information concerning the detailed contract data included in this report, contact the contracting state agency as follows:

Department of Aging and Disability Services	Jasmine Berry	Jasmine.Berry@ct.gov	860-424-4976
Department of Children and Families	Steve Francis	Steven.Francis@ct.gov	860-550-6545
Department of Correction	Michael Lettieri	Michael.Lettieri@ct.gov	860-692-6261
Department of Developmental Services	Sean Bannon	Sean.Bannon@ct.gov	860-418-6040
Department of Housing	Melvin Castillo	Melvin.Castillo@ct.gov	860-270-8220
Department of Mental Health & Addiction Services	Jacqueline Stevens	Jacqueline.Stevens@ct.gov	860-418-6657
Department of Public Health	Nick Jakubowski	Nicholas.Jakubowski@ct.gov	860-509-7225
Department of Social Services	Anila Ceka	Anila.Ceka@ct.gov	860-424-5082
Office of Early Childhood	Catherine Lenihan	Catherine.Lenihan@ct.gov	860-500-4436

POS FY 2025 and FY 2024 Contracts and Payments Comparison

FY 2025	Total # of Contracts	Percent	General Fund	Percent	Federal Fund	Percent	Other Fund ₃	Percent	Total Payments	Percent
Competitive (Y)	344	21.7%	\$526,112,821	23.9%	\$332,395,536	49.9%	\$15,545,827	45.9%	\$874,054,184	30.1%
Non-Competitive (N)	769	48.5%	\$516,709,861	23.4%	\$299,779,577	45.0%	\$15,514,741	45.8%	\$832,004,179	28.6%
Exempt (E) ₁	166	10.5%	\$30,071,170	1.4%	\$9,031,426	1.4%	\$2,777,611	8.2%	\$41,880,207	1.4%
Qualified (Q) ₂	307	19.4%	\$1,131,341,762	51.3%	\$25,403,297	3.8%	\$0	0.0%	\$1,156,745,059	39.8%
Total	1586	100%	\$2,204,235,615	100%	\$666,609,836	100%	\$33,838,179	100%	\$2,904,683,629	100%

1. Exempt contracts are no more than \$50,000, contracts with cities and towns for pass through funds and political subdivisions.

2. Qualified contracts are for new and existing DDS providers who qualified to provider services according to the qualification process.

3. The other fund column can include non-federal grants, pass through state grants, and restricted state grants.

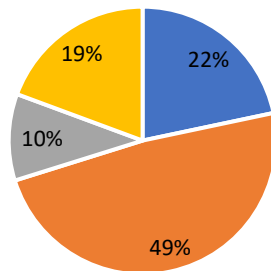
FY 2024	Contracts	Percent	General Fund	Percent	Federal Fund	Percent	Other Fund ₃	Percent	Total Payments	Percent
Competitive (Y)	309	20.3%	\$366,593,623	16.8%	\$229,663,795	40.5%	\$7,428,613	25.2%	\$603,686,032	21.7%
Non-Competitive (N)	848	55.7%	\$683,139,854	31.3%	\$327,477,422	57.8%	\$19,568,304	66.4%	\$1,030,185,581	37.1%
Exempt (E) ₁	207	13.6%	\$26,735,671	1.2%	\$9,278,401	1.6%	\$2,466,376	8.4%	\$38,480,448	1.4%
Qualified (Q) ₂	159	10.4%	\$1,106,077,504	50.7%	\$0	0.0%	\$0	0.0%	\$1,106,077,504	39.8%
Total	1523	100%	\$2,182,546,653	100%	\$566,419,619	100%	\$29,463,293	100%	\$2,778,429,565	100%

1. Exempt contracts are no more than \$50,000, contracts with cities and towns for pass through funds and political subdivisions.

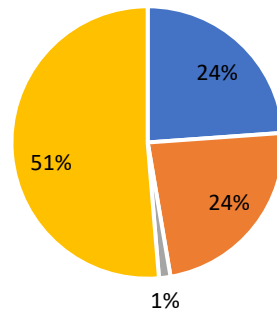
2. Qualified contracts are for new and existing DDS providers who qualified to provider services according to the qualification process.

3. The other fund column can include non-federal grants, pass through state grants, and restricted state grants.

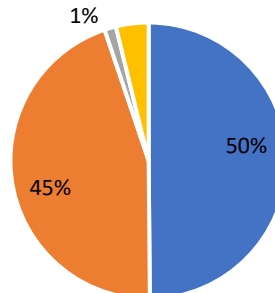
Total # of Contracts



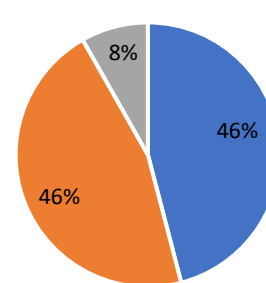
General Fund



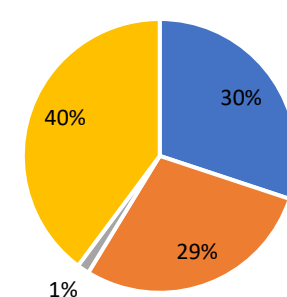
Federal Fund



Other Fund ₃



Total Payments



■ Competitive (C) ■ Non-Competitive (N) ■ Exempt (E) ■ Qualified (Q)

POS FY 2025 Competitive Analysis by Agency

Agency	# of Competitive Contracts	Competitive Payments	# of Non-Competitive Contracts ₁	Non-Competitive Payments	# of Exempt Contracts ₂	Exempt Payments	# of Qualified Contracts ₃	Qualified Payments	Total # of Contracts	Total Payments
Department of Aging and Disability Services	8	\$1,152,596	83	\$39,916,479	18	\$104,399	0	\$0	109	\$41,173,474
Department of Children and Families	37	\$202,536,816	51	\$72,097,902	3	\$340,114	0	\$0	91	\$274,974,832
Department of Correction	18	\$85,409,798	22	\$16,168,714	8	\$31,750	0	\$0	48	\$101,610,262
Department of Development Services	3	\$7,823,065	12	\$1,717,827	4	\$39,972	307	\$1,156,745,059	326	\$1,166,325,922
Department of Housing	121	\$286,207,558	39	\$12,965,775	9	\$1,342,340	0	\$0	169	\$300,515,672
Department of Mental Health & Addiction Services	33	\$17,596,418	303	\$412,070,328	22	\$432,658	0	\$0	358	\$430,099,403
Department of Public Health	26	\$29,848,458	103	\$76,989,476	76	\$15,687,847	0	\$0	205	\$122,525,781
Department of Social Services	22	\$174,072,750	104	\$153,183,857	2	\$83,509	0	\$0	128	\$327,340,116
Division of Criminal Justice	0	\$0	8	\$202,250	0	\$0	0	\$0	8	\$202,250
Office of Early Childhood	76	\$69,406,725	44	\$46,691,572	24	\$23,817,619	0	\$0	144	\$139,915,916
Total	344	\$874,054,184	769	\$832,004,179	166	\$41,880,207	307	\$1,156,745,059	1586	\$2,904,683,629

1. The Department of Mental Health and Addiction Services and The Department of Children and Families work with hundreds of services/programs and efficiently consolidate their contracts by each provider. While the number of non-competitive contracts may seem high, various services within a contract have indeed been procured through an RFP process. Due to system limitations, OPM is unable to report at the program level. Therefore, the detail by agency report identifies these contracts as "mixed contracts" using the letter "M" to properly classify these agencies contracts. The summary details above sort these "mixed contracts" into competitive and non-competitive statuses based on data in Core-CT, which does not properly classify the agencies contract mix percentages.

2. Exempt contracts are no more than \$50,000, contracts with cities and towns for pass through funds and political subdivisions.

3. Qualified contracts are for new and existing DDS providers who qualified to provider services according to a qualification process.

POS FY 2025 Summary Report by Agency

Agency	Total Contracts	Payments				Cumulative Contract Total Amount ₃	Cumulative Contract Payment ₄	Cumulative Contract Balance Remaining ₅
		General Fund	Federal Fund	Other Fund ₁	Total FY 2025 ₂			
Department of Aging and Disability Services	109	\$11,126,365	\$29,979,617	\$67,492	\$41,173,474	\$204,102,573	\$147,679,438	\$56,423,135
Department of Children and Families	91	\$227,185,595	\$43,497,720	\$4,291,517	\$274,974,832	\$1,000,444,122	\$630,769,209	\$369,674,913
Department of Correction	48	\$98,774,658	\$2,684,700	\$150,904	\$101,610,262	\$468,441,472	\$408,545,103	\$59,896,369
Department of Development Services	326	\$1,140,922,626	\$25,403,297	\$0	\$1,166,325,922	\$7,265,184,597	\$4,197,453,968	\$3,067,730,628
Department of Housing	169	\$110,796,908	\$186,637,231	\$3,081,533	\$300,515,672	\$1,798,515,027	\$1,431,735,670	\$366,779,357
Department of Mental Health & Addiction Services	358	\$350,868,742	\$68,705,316	\$10,525,346	\$430,099,403	\$1,311,139,717	\$837,971,218	\$473,168,499
Department of Public Health	205	\$15,162,485	\$92,155,040	\$15,208,256	\$122,525,781	\$637,281,084	\$399,747,467	\$237,533,616
Department of Social Services	128	\$126,839,929	\$199,987,056	\$513,131	\$327,340,116	\$1,563,995,823	\$1,065,088,697	\$498,907,126
Division of Criminal Justice	8	\$0	\$202,250	\$0	\$202,250	\$1,577,350	\$462,570	\$1,114,780
Office of Early Childhood	144	\$122,558,307	\$17,357,610	\$0	\$139,915,916	\$484,229,523	\$400,963,672	\$83,265,851
Total	1586	\$2,204,235,615	\$666,609,836	\$33,838,179	\$2,904,683,629	\$14,734,911,287	\$9,520,417,012	\$5,214,494,275
1. The other fund column can include non-federal grants, pass through state grants, bond funds, and restricted state grants.								
2. The total FY 2025 column represents total payments for the combined general fund, federal fund, and other fund.								
3. The cumulative contract total amount is an estimate of what the contract will cost throughout the entirety of its term.								
4. The cumulative contract payment is the sum of all payments that have been made on a contract from the beginning of its term through the end of FY 2025.								
5. The cumulative contract balance remaining is the difference between the cumulative contract total amount and the cumulative contract payment.								

POS FY 2025 Report Detail by Agency

Agency	Supplier Name	Contract ID #	Contract Description	Competitive ₁	Payments				Terms				
					General Fund	Federal Fund	Other Fund ₂	Total FY 2024 ₃	Contract Begin Date	Contract Expire Date	Cumulative Contract Total Amount ₄	Cumulative Contract Payments ₅	Cumulative Contract Balance Remaining ₆
Department of Aging and Disability Services	360 DEGREE ACADEMY INC	25SDRPRE01TDA	Licenses and TA Pre-Employment and Training	N	\$0	\$5,000	\$0	\$5,000	5/21/2025	1/31/2030	\$1,062,000	\$5,000	\$1,057,000
Department of Aging and Disability Services	ABILITY BEYOND DISABILITY INC	18SDR6201AC	18SDR6201AC-CRP	Y	\$4,307	\$0	\$0	\$4,307	9/1/2018	8/31/2023	\$1,714,814	\$187,971	\$1,526,843
Department of Aging and Disability Services	ABILITY BEYOND DISABILITY INC	22SDR6301AC	Line 1	N	\$0	\$3,656	\$0	\$3,656	4/1/2022	9/30/2026	\$111,000	\$4,671	\$106,329
Department of Aging and Disability Services	ABILITY BEYOND DISABILITY INC	23SDRCRP01ABD	CRP State	N	\$20,804	\$0	\$0	\$20,804	9/1/2023	8/31/2025	\$2,000,000	\$20,804	\$1,979,197
Department of Aging and Disability Services	ACCESS INDEPENDENCE INC	20SDR6201HU	20SDR6201HU-Ind.Living	N	\$212,807	\$57,072	\$0	\$269,879	10/1/2020	9/30/2025	\$1,206,098	\$1,064,404	\$141,694
Department of Aging and Disability Services	ACCESS INDEPENDENCE INC	22SDRCAP01AIX	22SDRCAP01AIX CHOICES 23128	N	\$0	\$14,658	\$0	\$14,658	11/1/2022	9/30/2024	\$112,378	\$112,378	\$0
Department of Aging and Disability Services	ACCESS INDEPENDENCE INC	22SDRMIPADR01AIX	22SDRMIPADR01AIX MIP ADR	N	\$0	\$58,500	\$0	\$58,500	9/1/2022	8/31/2026	\$146,925	\$103,836	\$43,089
Department of Aging and Disability Services	AGENCY ON AGING OF SOUTH CENTRAL	20SDRFED01SCA	20SDRFED01SCA-FED	N	\$0	\$3,495,435	\$0	\$3,495,435	10/1/2020	9/30/2025	\$16,591,193	\$15,134,263	\$1,456,930
Department of Aging and Disability Services	AGENCY ON AGING OF SOUTH CENTRAL	20SDRHIC01SCA	20SDRHIC01SCA-Choices	N	\$82,322	\$81,151	\$0	\$163,473	7/1/2020	6/30/2025	\$1,125,000	\$830,659	\$294,341
Department of Aging and Disability Services	AGENCY ON AGING OF SOUTH CENTRAL	22SDRARP01SCA	ARP-III B	N	\$0	\$617,693	\$0	\$617,693	4/1/2022	9/30/2024	\$2,618,909	\$2,273,693	\$345,216
Department of Aging and Disability Services	AGENCY ON AGING OF SOUTH CENTRAL	22SDRSFA01SCA	AAA Support - Match	N	\$1,553,269	\$0	\$0	\$1,553,269	7/1/2022	6/30/2027	\$6,113,637	\$3,980,780	\$2,132,857
Department of Aging and Disability Services	AGENCY ON AGING OF SOUTH CENTRAL	23SDRMIP01SCA	MIPPA SFY24-26	N	\$0	\$49,254	\$0	\$49,254	9/1/2023	8/31/2026	\$270,000	\$60,387	\$209,613
Department of Aging and Disability Services	AGENCY ON AGING OF SOUTH CENTRAL	23SDRSMIP02SCA	The Senior Medicare Patrol (SMP) Program	N	\$0	\$60,500	\$0	\$60,500	9/1/2023	5/31/2026	\$183,444	\$117,361	\$66,083
Department of Aging and Disability Services	AMERICAN SCHOOL FOR THE DEAF	22SDR6201AY	22SDR6201AY A1 outreach to deaf	N	\$0	\$362,271	\$0	\$362,271	5/18/2022	12/31/2026	\$1,670,000	\$1,170,216	\$499,784
Department of Aging and Disability Services	AREA COOPERATIVE EDUCATIONAL SERVICES	19SDR6201BF	19SDR6201BF - EOP	E	\$4,685	\$0	\$0	\$4,685	3/1/2019	12/31/2025	\$36,000	\$21,236	\$14,764
Department of Aging and Disability Services	AREA COOPERATIVE EDUCATIONAL SERVICES	23SDR6201BF	Assistive Technology	N	\$0	\$22,794	\$0	\$22,794	7/1/2023	9/30/2026	\$165,000	\$44,095	\$120,905
Department of Aging and Disability Services	ASSOCIATES FOR TRAINING AND DEVELOPMENT	19SDRSCS01A4T	Senior Community Service Employment Program	Y	\$0	\$810,727	\$0	\$810,727	10/1/2019	6/30/2027	\$7,158,003	\$4,650,478	\$2,507,525
Department of Aging and Disability Services	CAPITAL WORKFORCE PARTNERS	21SDR6201CW	21SDR6201CW WBLE	N	\$0	\$23,305	\$0	\$23,305	7/5/2021	12/31/2027	\$1,000,000	\$23,305	\$976,695
Department of Aging and Disability Services	CAPITOL REGION EDUCATION COUNCIL	19SDR6202QW	19SDR6202QW EOP	N	\$324	\$0	\$0	\$324	3/1/2019	12/31/2021	\$65,000	\$29,971	\$35,029
Department of Aging and Disability Services	CAPITOL REGION EDUCATION COUNCIL	22SDR6202QW	22SDR6202QW Emp.Opp.	N	\$3,240	\$0	\$0	\$3,240	5/1/2022	12/31/2025	\$65,000	\$3,240	\$61,760
Department of Aging and Disability Services	CAPITOL REGION EDUCATION COUNCIL	24SDRATP01CRE	Assistive Technology	N	\$0	\$20,600	\$0	\$20,600	10/1/2024	9/30/2027	\$80,000	\$20,600	\$59,400
Department of Aging and Disability Services	CENTER FOR MEDICARE ADVOCACY INC	21SDRHIC01CMA	21SDRHIC01CMA-medicare legal	N	\$0	\$1,750	\$0	\$1,750	7/1/2021	7/30/2024	\$1,883,839	\$1,883,839	\$0
Department of Aging and Disability Services	CENTER FOR MEDICARE ADVOCACY INC	24SDRHIC01CMA	CHOICES CMA	N	\$650,287	\$7,000	\$0	\$657,287	7/1/2024	6/30/2027	\$1,971,861	\$657,287	\$1,314,574
Department of Aging and Disability Services	CHAPEL HAVEN SCHLEIFER CENTER INC	19SDR6201DP	19SDR6201DP-EOP	E	\$1,107	\$0	\$0	\$1,107	3/1/2019	12/31/2025	\$10,000	\$6,879	\$3,121

POS FY 2025 Report Detail by Agency

Agency	Supplier Name	Contract ID #	Contract Description	Competitive ₁	Payments				Terms				
					General Fund	Federal Fund	Other Fund ₂	Total FY 2024 ₃	Contract Begin Date	Contract Expire Date	Cumulative Contract Total Amount ₄	Cumulative Contract Payments ₅	Cumulative Contract Balance Remaining ₆
Department of Aging and Disability Services	CMPERRY VOCATIONAL & CONSULTING LLC	19SDR6203DS	19SDR6203DS-EOP	E	\$7,128	\$0	\$0	\$7,128	3/1/2019	12/31/2025	\$30,000	\$29,007	\$993
Department of Aging and Disability Services	CMPERRY VOCATIONAL & CONSULTING LLC	21SDR6203DS	21SDR6203DS CMPerry	N	\$0	\$0	\$14,782	\$14,782	9/16/2021	8/31/2025	\$60,000	\$49,011	\$10,989
Department of Aging and Disability Services	COLLEGE AUTISM SPECTRUM LLC	21SDR6203HX	21SDR6203HX-AutismSpec.Disord	E	\$0	\$5,013	\$0	\$5,013	4/1/2021	3/31/2029	\$35,000	\$21,200	\$13,800
Department of Aging and Disability Services	COMMUNICATION ADVOCACY NETWORK INC	21SDR8403GO	21SDR8403GO BESB22	N	\$115,833	\$0	\$0	\$115,833	7/1/2021	6/30/2025	\$424,059	\$415,350	\$8,709
Department of Aging and Disability Services	COMPTROLLER OF MARYLAND	23SDRCTP01UMD	CT Path.Intg.Employment	N	\$0	\$1,561,850	\$0	\$1,561,850	5/1/2023	5/31/2028	\$6,528,385	\$2,689,559	\$3,838,826
Department of Aging and Disability Services	CONNECTICUT COMMUNITY CARE INC	20SDR6301CC	20SDR6301CC Fall prevention	N	\$0	\$0	\$50,000	\$50,000	10/1/2020	6/30/2026	\$360,674	\$307,398	\$53,276
Department of Aging and Disability Services	CONNECTICUT COMMUNITY CARE INC	22SDRAWC01CCC	CTAWC -21	N	\$0	\$25,000	\$0	\$25,000	8/1/2022	9/30/2024	\$216,667	\$216,667	\$0
Department of Aging and Disability Services	CONNECTICUT COMMUNITY CARE INC	22SDRRES01CCC	Line 1	N	\$0	\$7,553	\$0	\$7,553	7/1/2022	12/31/2024	\$170,000	\$135,938	\$34,063
Department of Aging and Disability Services	CONNECTICUT COMMUNITY CARE INC	23SDRCHL01CCC	SFY2024 CT Healthy Living Collective	N	\$50,000	\$0	\$0	\$50,000	8/15/2023	12/31/2024	\$183,334	\$137,084	\$46,250
Department of Aging and Disability Services	CONNECTICUT COMMUNITY CARE INC	24SDRAWC01CCC	CT Age Well Collaborative	E	\$0	\$37,500	\$0	\$37,500	10/2/2024	9/30/2025	\$50,000	\$37,500	\$12,500
Department of Aging and Disability Services	DISABILITIES NETWORK OF EASTERN	20SDR6201HT	20SDR6201HT-Ind.Living	N	\$212,807	\$50,164	\$0	\$262,971	10/1/2020	9/30/2025	\$1,206,098	\$1,060,776	\$145,322
Department of Aging and Disability Services	EASTCONN	18SDR6201IK	18SDR6201IK-Asst.Tech.	N	\$0	\$18,799	\$0	\$18,799	10/1/2018	9/30/2024	\$284,000	\$196,129	\$87,871
Department of Aging and Disability Services	EASTCONN	24SDRATP01ECN	Assistive Technology	N	\$0	\$25,464	\$0	\$25,464	10/1/2024	9/30/2027	\$224,000	\$25,464	\$198,536
Department of Aging and Disability Services	EASTER SEAL REHABILITATION CENTER OF	21SDR6211IN	21SDR6211IN-DriverTrain	N	\$0	\$0	\$910	\$910	8/1/2021	7/31/2023	\$100,000	\$31,563	\$68,437
Department of Aging and Disability Services	EASTERN CONNECTICUT WORKFORCE	21SDR6201XP	21SDR6201XP WBLE disability employment	N	\$0	\$100,545	\$0	\$100,545	7/5/2021	12/31/2027	\$990,974	\$100,545	\$890,429
Department of Aging and Disability Services	EASTERN CT AREA AGENCY ON AGING	20SDRFED01ECA	20SDRFED01ECA Federal	N	\$0	\$3,313,223	\$0	\$3,313,223	10/1/2020	9/30/2025	\$16,777,189	\$15,854,926	\$922,263
Department of Aging and Disability Services	EASTERN CT AREA AGENCY ON AGING	20SDRHIC01ECA	20SDRHIC01ECA-Choices	N	\$90,252	\$91,344	\$0	\$181,596	7/1/2020	6/30/2025	\$1,125,000	\$871,149	\$253,851
Department of Aging and Disability Services	EASTERN CT AREA AGENCY ON AGING	22SDRARP01ECA	ARP-III B	N	\$0	\$225,692	\$0	\$225,692	4/1/2022	9/30/2024	\$3,039,558	\$3,037,058	\$2,500
Department of Aging and Disability Services	EASTERN CT AREA AGENCY ON AGING	22SDRSFA01ECA	AAA Support	N	\$1,591,263	\$0	\$0	\$1,591,263	7/1/2022	6/30/2027	\$6,292,220	\$4,015,433	\$2,276,787
Department of Aging and Disability Services	EASTERN CT AREA AGENCY ON AGING	23SDRMIP01ECA	Eastern CT Agency on Aging MIPPA SFY24-26	N	\$0	\$57,217	\$0	\$57,217	9/1/2023	8/31/2026	\$270,000	\$69,081	\$200,919
Department of Aging and Disability Services	EASTERN CT AREA AGENCY ON AGING	23SDRSMP02ECA	The Senior Medicare Patrol (SMP) Program	N	\$0	\$138,800	\$0	\$138,800	9/1/2023	5/31/2026	\$423,444	\$279,948	\$143,496
Department of Aging and Disability Services	EASTERN CT AREA AGENCY ON AGING	24SDRCHS01ECA	Congregate housing services in Eastern CT	N	\$64,829	\$146,778	\$0	\$211,607	1/1/2024	12/31/2028	\$1,294,035	\$302,420	\$991,615
Department of Aging and Disability Services	ELIZABETH HILTON INC	22SDR8403IE	22SDR8403IE BESB	E	\$4,463	\$0	\$0	\$4,463	10/17/2022	6/30/2023	\$9,999	\$8,421	\$1,578
Department of Aging and Disability Services	GOODWILL INDUSTRIES OF SOUTHERN	19SDR6201IL	19SDR6201IL-EOP	E	\$1,161	\$0	\$0	\$1,161	3/1/2019	12/31/2025	\$40,000	\$18,293	\$21,707

POS FY 2025 Report Detail by Agency

Agency	Supplier Name	Contract ID #	Contract Description	Competitive ₁	Payments				Terms				
					General Fund	Federal Fund	Other Fund ₂	Total FY 2024 ₃	Contract Begin Date	Contract Expire Date	Cumulative Contract Total Amount ₄	Cumulative Contract Payments ₅	Cumulative Contract Balance Remaining ₆
Department of Aging and Disability Services	GOODWILL OF WESTERN AND NORTHERN	18SDR6201LD	18SDR6201LD-CRP	Y	\$1,931	\$0	\$0	\$1,931	9/1/2018	8/31/2023	\$2,782,696	\$76,834	\$2,705,862
Department of Aging and Disability Services	GOODWILL OF WESTERN AND NORTHERN	23SDRCRP01GWN	state 16004	N	\$19,305	\$0	\$0	\$19,305	9/1/2023	8/31/2025	\$2,000,000	\$19,305	\$1,980,695
Department of Aging and Disability Services	GREATER NEW HAVEN DISABILITY RIGHTS	20SDR6201LI	20SDR6201LI-Ind. Living	N	\$212,857	\$49,571	\$0	\$262,428	10/1/2020	9/30/2025	\$1,206,098	\$1,060,880	\$145,218
Department of Aging and Disability Services	INDEPENDENCE NORTHWEST INC	20SDR6201DI	20SDR6201DI-Ind. Living	N	\$215,601	\$58,049	\$0	\$273,650	10/1/2020	9/30/2025	\$1,206,098	\$1,064,571	\$141,527
Department of Aging and Disability Services	INDEPENDENCE NORTHWEST INC	22SDRCAP01INW	sid-2318	N	\$0	\$14,658	\$0	\$14,658	11/1/2022	9/30/2024	\$112,379	\$112,379	\$0
Department of Aging and Disability Services	INDEPENDENCE NORTHWEST INC	22SDRMIPADR01NW	2023	N	\$0	\$58,499	\$0	\$58,499	9/1/2022	8/31/2026	\$146,925	\$103,834	\$43,091
Department of Aging and Disability Services	INDEPENDENCE UNLIMITED INC	20SDR6201NW	20SDR6201NW Ind.Living	N	\$212,807	\$51,649	\$0	\$264,456	10/1/2020	9/30/2025	\$1,206,098	\$1,066,146	\$139,952
Department of Aging and Disability Services	INDEPENDENT LIVING SOLUTIONS LLC	18SDR6203AO	18SDR6203AO-CRP	Y	\$1,353	\$0	\$0	\$1,353	9/1/2018	8/31/2023	\$1,624,262	\$128,581	\$1,495,681
Department of Aging and Disability Services	INDEPENDENT LIVING SOLUTIONS LLC	23SDRCRP01ILS	state-16004	N	\$20,202	\$0	\$0	\$20,202	9/1/2023	8/31/2025	\$2,000,000	\$20,202	\$1,979,798
Department of Aging and Disability Services	MARRAKECH INC	19SDR6201QZ	19SDR6201QZ-EOP	E	\$1,728	\$0	\$0	\$1,728	3/1/2019	12/31/2025	\$35,000	\$7,666	\$27,334
Department of Aging and Disability Services	MIDSTATE ARC INC	19SDR6201RT	19SDR6201RT-EOP	E	\$2,543	\$0	\$0	\$2,543	3/1/2019	12/31/2025	\$39,000	\$18,247	\$20,753
Department of Aging and Disability Services	MIDSTATE ARC INC	20SDR6201RT	20SDR6201RT Asst. Technology	N	\$0	\$26,000	\$0	\$26,000	12/1/2020	9/30/2024	\$90,000	\$90,000	\$0
Department of Aging and Disability Services	MINORITY CONSTRUCTION COUNCIL INC	24SDREAR01MCC	SFY2024 home repairs for elderly low income	N	\$150,000	\$0	\$0	\$150,000	3/1/2024	6/30/2025	\$300,000	\$300,000	\$0
Department of Aging and Disability Services	MORRIS LAW GROUP LLC	23SDR6203FF	7-1-23 through 2-28-24	E	\$907	\$0	\$0	\$907	7/1/2023	2/28/2030	\$24,000	\$907	\$23,093
Department of Aging and Disability Services	NAMI OF CONNECTICUT INC	24SDRHIC01NAM	SFY24 24SDRHIC01NAMI CHOICES outreach and	E	\$16,148	\$0	\$0	\$16,148	7/1/2024	6/30/2027	\$48,444	\$16,148	\$32,296
Department of Aging and Disability Services	NEW ENGLAND LOW VISION	22SDR6203YF	22SDR6203YF Asst. Tech.	N	\$4,896	\$26,160	\$0	\$31,056	1/1/2022	9/30/2026	\$111,000	\$96,450	\$14,551
Department of Aging and Disability Services	NORTH CENTRAL AREA AGENCY ON AGING INC	20SDRFED01NCA	20SDRFED01NCA-FED	N	\$0	\$3,783,549	\$0	\$3,783,549	10/1/2020	9/30/2025	\$20,719,891	\$18,426,789	\$2,293,102
Department of Aging and Disability Services	NORTH CENTRAL AREA AGENCY ON AGING INC	20SDRHIC01NCA	20SDRHIC01NCA-Choices	N	\$89,911	\$84,807	\$0	\$174,718	7/1/2020	6/30/2025	\$1,125,000	\$849,187	\$275,813
Department of Aging and Disability Services	NORTH CENTRAL AREA AGENCY ON AGING INC	22SDRARP01NCA	ARP III B	N	\$0	\$1,819,166	\$0	\$1,819,166	4/1/2022	9/30/2024	\$4,233,135	\$4,233,135	\$0
Department of Aging and Disability Services	NORTH CENTRAL AREA AGENCY ON AGING INC	22SDRSFA01NCA	AAA Support - Match	N	\$1,764,462	\$0	\$0	\$1,764,462	7/1/2022	6/30/2027	\$6,902,181	\$4,710,009	\$2,192,172
Department of Aging and Disability Services	NORTH CENTRAL AREA AGENCY ON AGING INC	23SDRMIP01NCA	SFY24 23SDRMIP01NCA North Central Area Agency	N	\$0	\$62,026	\$0	\$62,026	9/1/2023	8/31/2026	\$270,000	\$102,514	\$167,486
Department of Aging and Disability Services	NORTHWEST REGIONAL WORKFORCE	21SDR6201LK	21SDR6201LK WBLE	N	\$0	\$59,323	\$0	\$59,323	7/5/2021	12/31/2027	\$917,220	\$87,632	\$829,588
Department of Aging and Disability Services	PROJECT GENESIS INC	23SDRCRP01PGI	state-16004	N	\$3,240	\$0	\$0	\$3,240	9/1/2023	8/31/2025	\$900,000	\$7,540	\$892,460
Department of Aging and Disability Services	RUSS MCDANIEL CARPENTRY	19SDR6203HD	19SDR6203HD-EOP	E	\$5,184	\$0	\$0	\$5,184	3/1/2019	12/31/2025	\$32,000	\$28,948	\$3,052

POS FY 2025 Report Detail by Agency

Agency	Supplier Name	Contract ID #	Contract Description	Competitive ₁	Payments				Terms				
					General Fund	Federal Fund	Other Fund ₂	Total FY 2024 ₃	Contract Begin Date	Contract Expire Date	Cumulative Contract Total Amount ₄	Cumulative Contract Payments ₅	Cumulative Contract Balance Remaining ₆
Department of Aging and Disability Services	SEABIRD ENTERPRISES INC	19SDR6201XA	19SDR6201XA-EOP	E	\$1,053	\$0	\$0	\$1,053	3/1/2019	12/31/2025	\$15,000	\$8,413	\$6,587
Department of Aging and Disability Services	SELECT PHYSICAL THERAPY	25SDRWRS01SPT	Workers Rehabilitation Program	E	\$0	\$0	\$1,800	\$1,800	3/28/2025	6/30/2026	\$24,500	\$1,800	\$22,700
Department of Aging and Disability Services	SHARP TRAINING INC	24SDREOP01STI	24SDREOP01STI -EOP	E	\$2,025	\$0	\$0	\$2,025	1/12/2024	12/31/2026	\$20,000	\$3,483	\$16,517
Department of Aging and Disability Services	SOUTHEASTERN EMPLOYMENT SERVICES LLC	18SDR6201XQ	18SDR6201XQ-CRP	Y	\$7,155	\$0	\$0	\$7,155	9/1/2018	8/31/2023	\$1,606,466	\$432,980	\$1,173,486
Department of Aging and Disability Services	SOUTHEASTERN EMPLOYMENT SERVICES LLC	23SDRCRP01SES	state-16004	N	\$67,325	\$0	\$0	\$67,325	9/1/2023	8/31/2025	\$1,500,000	\$67,325	\$1,432,676
Department of Aging and Disability Services	SOUTHWESTERN CONNECTICUT AGENCY ON	20SDRFED01SWA	20SDRFED01SWA Federal	N	\$0	\$4,412,452	\$0	\$4,412,452	10/1/2020	9/30/2025	\$16,486,725	\$15,952,987	\$533,738
Department of Aging and Disability Services	SOUTHWESTERN CONNECTICUT AGENCY ON	20SDRHIC01SWA	20SDRHIC01SWA-Choices	N	\$91,681	\$93,997	\$0	\$185,678	7/1/2020	6/30/2025	\$1,125,000	\$888,185	\$236,815
Department of Aging and Disability Services	SOUTHWESTERN CONNECTICUT AGENCY ON	22SDRARP01SWA	ARP III B	N	\$0	\$332,752	\$0	\$332,752	4/1/2022	12/30/2024	\$3,178,783	\$3,178,783	\$0
Department of Aging and Disability Services	SOUTHWESTERN CONNECTICUT AGENCY ON	22SDRSFA01SWA	AAA-Support-Match	N	\$1,588,107	\$0	\$0	\$1,588,107	7/1/2022	6/30/2027	\$6,175,875	\$3,956,271	\$2,219,604
Department of Aging and Disability Services	SOUTHWESTERN CONNECTICUT AGENCY ON	23SDRMIP02SWA	SFY24 23SDRMIP02SWA Southwestern CT Agency on	N	\$0	\$52,178	\$0	\$52,178	9/1/2023	8/31/2026	\$270,000	\$97,377	\$172,623
Department of Aging and Disability Services	SOUTHWESTERN CONNECTICUT AGENCY ON	23SDRSMP02SWA	The Senior Medicare Patrol (SMP) Program reduces	N	\$0	\$60,500	\$0	\$60,500	9/1/2023	5/31/2026	\$183,444	\$121,648	\$61,796
Department of Aging and Disability Services	STAMFORD SENIOR CENTER INC	24SDREAR01SSC	SF24 Stamford Senior Center	N	\$98,832	\$0	\$0	\$98,832	1/1/2024	6/30/2025	\$200,000	\$196,291	\$3,709
Department of Aging and Disability Services	STAR INC LIGHTING THE WAY	19SDR6201YO	19SDR6201YO-EOP	N	\$5,792	\$0	\$0	\$5,792	3/1/2019	12/31/2025	\$83,000	\$48,103	\$34,897
Department of Aging and Disability Services	THE ARC OF LITCHFIELD COUNTY INC	19SDR6201QB	19SDR6201QB-EOP	N	\$959	\$0	\$0	\$959	4/1/2019	12/31/2021	\$60,000	\$24,513	\$35,487
Department of Aging and Disability Services	THE ARC OF LITCHFIELD COUNTY INC	24SDREOP01ALC	24SDREOP01ALC -EOP	E	\$2,403	\$0	\$0	\$2,403	10/2/2024	12/31/2025	\$20,000	\$2,403	\$17,597
Department of Aging and Disability Services	THE ARC OF THE FARMINGTON VALLEY INC	19SDR6201KB	19SDR6201KB-EOP	E	\$3,834	\$0	\$0	\$3,834	4/1/2019	12/31/2025	\$36,000	\$31,836	\$4,164
Department of Aging and Disability Services	THE CENTER FOR ADVOCACY RESEARCH	19SDR6201DH	19SDR6201DH-EOP	N	\$8,897	\$0	\$0	\$8,897	3/1/2019	12/31/2025	\$380,000	\$83,875	\$296,125
Department of Aging and Disability Services	THE CONNECTICUT INSTITUTE FOR THE BLIND	17SDR6202OE	17SDR6202OE-Assistive Tech	Y	\$1	\$156,088	\$0	\$156,089	4/15/2017	9/30/2024	\$1,499,333	\$966,737	\$532,596
Department of Aging and Disability Services	THE CONNECTICUT INSTITUTE FOR THE BLIND	21SDR8401FX	21SDR8401FX BESB	N	\$12,000	\$0	\$0	\$12,000	7/8/2021	6/30/2025	\$115,062	\$17,370	\$97,692
Department of Aging and Disability Services	THE CONNECTICUT INSTITUTE FOR THE BLIND	22SDR6202OE	22SDR6202OE Level Up Camp	N	\$0	\$20,000	\$0	\$20,000	2/1/2022	1/31/2025	\$775,000	\$20,000	\$755,000
Department of Aging and Disability Services	THE CONNECTICUT INSTITUTE FOR THE BLIND	24SDRATP01CIB	24SDRATP01CIB CT Institute for the Blind NEAT	N	\$0	\$87,500	\$0	\$87,500	12/3/2024	9/30/2027	\$462,500	\$87,500	\$375,000
Department of Aging and Disability Services	THE KENNEDY COLLECTIVE INC	23SDRCRP01TKC	state-16004	N	\$5,076	\$0	\$0	\$5,076	9/1/2023	8/31/2025	\$600,000	\$5,076	\$594,924
Department of Aging and Disability Services	THE WORKPLACE INC	21SDR6202DB	21SDR6202DB WBLE	N	\$0	\$75,569	\$0	\$75,569	7/5/2021	12/31/2027	\$974,172	\$75,569	\$898,603
Department of Aging and Disability Services	UNITED CEREBRAL PALSY ASSOCIATION	17SDR6202AU	17SDR6202AU-Assst. Tech	Y	\$0	\$170,873	\$0	\$170,873	6/1/2017	9/30/2024	\$945,000	\$658,989	\$286,011

POS FY 2025 Report Detail by Agency

Agency	Supplier Name	Contract ID #	Contract Description	Competitive ₁	Payments				Terms				
					General Fund	Federal Fund	Other Fund ₂	Total FY 2024 ₃	Contract Begin Date	Contract Expire Date	Cumulative Contract Total Amount ₄	Cumulative Contract Payments ₅	Cumulative Contract Balance Remaining ₆
Department of Aging and Disability Services	UNITED CEREBRAL PALSY ASSOCIATION	19SDR6202AU	19SDR6202AU-Asst. Tech	N	\$0	\$4,210	\$0	\$4,210	8/1/2019	12/1/2024	\$240,000	\$8,359	\$231,641
Department of Aging and Disability Services	UNITED CEREBRAL PALSY ASSOCIATION	21SDR8402AU	21SDR8402AU-BESB	E	\$5,719	\$0	\$0	\$5,719	7/1/2021	6/30/2025	\$29,997	\$23,967	\$6,030
Department of Aging and Disability Services	UNITED CEREBRAL PALSY ASSOCIATION	24SDRATP01UCP	Assistive Technology	N	\$0	\$140,291	\$0	\$140,291	11/26/2024	9/30/2027	\$480,115	\$140,291	\$339,824
Department of Aging and Disability Services	VIABILITY INC	18SDR6201ES	18SDR6201ES-CRP	Y	\$162	\$0	\$0	\$162	9/1/2018	8/31/2023	\$402,340	\$49,589	\$352,751
Department of Aging and Disability Services	VIABILITY INC	23SDRCRP01VIS	state-16004	N	\$6,737	\$0	\$0	\$6,737	9/1/2023	8/31/2025	\$270,000	\$6,737	\$263,264
Department of Aging and Disability Services	VISTA LIFE INNOVATIONS INC	19SDR6202BK	19SDR6202BK-EOP	N	\$6,494	\$0	\$0	\$6,494	3/1/2019	12/31/2025	\$70,000	\$42,060	\$27,940
Department of Aging and Disability Services	WESTERN CT AREA AGCY ON AGING	20SDRFED01WCA	20SDRFED01WCA FED	N	\$0	\$5,425,877	\$0	\$5,425,877	10/1/2020	9/30/2025	\$17,326,245	\$16,793,431	\$532,814
Department of Aging and Disability Services	WESTERN CT AREA AGCY ON AGING	20SDRHIC01WCA	20SDRHIC01WCA-Choices	N	\$86,854	\$87,302	\$0	\$174,156	7/1/2020	6/30/2025	\$1,195,000	\$857,149	\$337,851
Department of Aging and Disability Services	WESTERN CT AREA AGCY ON AGING	22SDRARP01WCA	ARP-III B	N	\$0	\$866,138	\$0	\$866,138	4/1/2022	12/31/2024	\$2,900,368	\$2,900,368	\$0
Department of Aging and Disability Services	WESTERN CT AREA AGCY ON AGING	22SDRSA01WCA	AAA Support Match	N	\$1,645,364	\$0	\$0	\$1,645,364	7/1/2022	6/30/2027	\$6,433,429	\$4,169,987	\$2,263,442
Department of Aging and Disability Services	WESTERN CT AREA AGCY ON AGING	23SDRMIP01WCA	SFY24 23SDRMIP01WCA Western CT Area Agency on	N	\$0	\$53,836	\$0	\$53,836	9/1/2023	8/31/2026	\$270,000	\$87,424	\$182,576
Department of Aging and Disability Services	WESTERN CT AREA AGCY ON AGING	23SDRSM02WCA	The Senior Medicare Patrol (SMP) Program reduces	N	\$0	\$158,000	\$0	\$158,000	9/1/2023	5/31/2026	\$485,244	\$320,948	\$164,296
Department of Aging and Disability Services	WESTERN CT AREA AGCY ON AGING	24SDRCHS01WCA	SFY24 (1/1/24-6/30/24) Congregate housing services	N	\$85,938	\$192,289	\$0	\$278,227	1/1/2024	12/31/2028	\$1,737,810	\$406,437	\$1,331,373
ADS TOTAL	109				\$11,126,365	\$29,979,617	\$67,492	\$41,173,474			\$204,102,573	\$147,679,438	\$56,423,135
Department of Children and Families	ADELBROOK COMMUNITY SERVICES INC	25DCF0099	N (TGH Est) Therapeutic Group Home - Esther House	N	\$4,500,750	\$223,061	\$0	\$4,723,811	7/1/2024	6/30/2027	\$13,725,309	\$4,723,811	\$9,001,498
Department of Children and Families	ADVANCED BEHAVIORIAL HEALTH INC	24DCF0260	N (ECCP) Mental Health Consultation to Child Care -	M	\$4,217,885	\$1,508,498	\$0	\$5,726,383	7/1/2023	6/30/2026	\$15,358,278	\$10,017,424	\$5,340,854
Department of Children and Families	ALLIANCE FOR COMMUNITY EMPOWERMENT INC	23DCF0084	N (TCC) - Therapeutic Child Care SFY23	N	\$351,806	\$18,960	\$0	\$370,766	7/1/2022	6/30/2027	\$1,769,242	\$1,065,630	\$703,612
Department of Children and Families	AMPS INC	23DCF0232	N (MDT) Multidisciplinary Team SFY23	N	\$31,632	\$756	\$0	\$32,388	7/1/2022	6/30/2025	\$139,492	\$139,492	\$0
Department of Children and Families	BAGS FOUNDATION CT INC	23DCF0397	C Urban Trauma Network SFY23	Y	\$0	\$45,833	\$0	\$45,833	9/1/2022	12/31/2024	\$300,000	\$300,000	\$0
Department of Children and Families	BHCARE INC	25DCF0140	N (OPCC) Outpatient Psychiatric Clinic for Children	M	\$416,528	\$22,449	\$0	\$438,977	7/1/2024	6/30/2027	\$1,272,033	\$438,977	\$833,056
Department of Children and Families	BOYS & GIRLS VILLAGE INC	24DCF0047	N (EDT) Extended Day Treatment SFY24	M	\$9,184,941	\$1,089,348	\$0	\$10,274,289	7/1/2023	6/30/2026	\$28,571,191	\$18,864,483	\$9,706,708
Department of Children and Families	BRIDGEPORT HOSPITAL	23DCF0279	N (ECS-CF) Early Childhood Services-Child First SFY23	N	\$1,108,344	\$115,376	\$0	\$1,223,720	7/1/2022	6/30/2025	\$3,469,903	\$3,469,903	\$0
Department of Children and Families	BRIDGES HEALTHCARE INC	23DCF0026	N (CC) Care Coordination SFY23	N	\$907,370	\$231,822	\$0	\$1,139,192	7/1/2022	6/30/2027	\$5,084,359	\$3,093,859	\$1,990,500
Department of Children and Families	CARELON BEHAVIORAL HEALTH INC	24DCF0362	N (CME) Care Management Entity - SFY24	M	\$11,436,783	\$1,808,652	\$0	\$13,245,435	7/1/2023	6/30/2026	\$45,138,368	\$29,138,990	\$15,999,378

POS FY 2025 Report Detail by Agency

Agency	Supplier Name	Contract ID #	Contract Description	Competitive ₁	Payments				Terms				
					General Fund	Federal Fund	Other Fund ₂	Total FY 2024 ₃	Contract Begin Date	Contract Expire Date	Cumulative Contract Total Amount ₄	Cumulative Contract Payments ₅	Cumulative Contract Balance Remaining ₆
Department of Children and Families	CATALYSTCT	23DCF0331	N (JRB) Juvenile Review Board SFY23	N	\$225,856	\$5,398	\$0	\$231,254	7/1/2022	6/12/2027	\$1,129,062	\$677,350	\$451,712
Department of Children and Families	CATHOLIC CHARITIES INC	25DCF0091	N (OPCC) Outpatient Psychiatric Clinic for Children	N	\$925,800	\$85,492	\$0	\$1,011,292	7/1/2024	6/30/2027	\$2,862,893	\$1,011,292	\$1,851,601
Department of Children and Families	CHARLOTTE HUNGERFORD HOSPITAL	24DCF0095	N (ECS-CF) Early Childhood Services - Child First SFY24	N	\$957,703	\$82,085	\$0	\$1,039,788	7/1/2023	6/30/2026	\$2,995,194	\$2,017,491	\$977,703
Department of Children and Families	CHILD AND FAMILY AGENCY OF SOUTHEASTERN	25DCF0001	N (FFT-Mid) Functional Family Therapy-Middletown -	M	\$5,757,738	\$3,242,483	\$0	\$9,000,221	7/1/2024	6/30/2027	\$20,809,627	\$9,000,221	\$11,809,406
Department of Children and Families	CHILD GUIDANCE CENTER OF MID-FAIRFIELD	24DCF0143	N (ECS-CF) Early Childhood Services - Child First SFY24	N	\$1,518,031	\$106,487	\$0	\$1,624,518	7/1/2023	6/30/2026	\$4,660,580	\$3,142,549	\$1,518,031
Department of Children and Families	CHILD HEALTH AND DEVELOPMENT INSTITUTE	24DCF0348	N (PIC) Performance Improvement Center SFY24	N	\$480,225	\$437,588	\$0	\$917,813	7/1/2023	6/30/2026	\$2,612,429	\$1,817,204	\$795,225
Department of Children and Families	CITY OF HARTFORD	23DCF0351	C (JRB) JUVENILE REVIEW BOARD SFY23	E	\$254,089	\$6,073	\$0	\$260,162	7/1/2022	6/30/2027	\$1,270,200	\$762,022	\$508,178
Department of Children and Families	CLICC INC	24DCF0398A	N Literacy-based Mentoring SFY24	N	\$0	\$35,485	\$0	\$35,485	12/1/2023	9/30/2025	\$118,282	\$118,282	\$0
Department of Children and Families	CLIFFORD W BEERS GUIDANCE CLINIC INC	25DCF0016	N (CC) Care Coordination - SFY25	M	\$6,787,982	\$1,708,187	\$0	\$8,496,169	7/1/2024	6/30/2027	\$22,067,317	\$8,496,169	\$13,571,148
Department of Children and Families	COMMUNICARE INC	24DCF0356	N (CSF) Community Support for Families SFY24	M	\$1,169,871	\$127,118	\$0	\$1,296,989	7/1/2023	6/30/2026	\$3,711,731	\$2,526,860	\$1,184,871
Department of Children and Families	COMMUNITY CHILD GUIDANCE CLINIC	23DCF1022	N (MDT) Multidisciplinary Team SFY23	N	\$575,631	\$100,075	\$0	\$675,706	7/1/2022	6/30/2027	\$2,945,258	\$1,857,334	\$1,087,924
Department of Children and Families	COMMUNITY GUIDANCE CLINIC FOR CENTRAL	24DCF0051	N (IPV-FAIR) Intimate Partner Violence: Family Assessment	M	\$1,675,051	\$91,775	\$0	\$1,766,826	7/1/2023	6/30/2026	\$4,767,020	\$2,917,016	\$1,850,004
Department of Children and Families	COMMUNITY HEALTH CENTER INC	23DCF0041	N (Care C) CARE COORDINATION SFY23	N	\$1,830,796	\$186,005	\$0	\$2,016,801	7/1/2022	6/30/2027	\$9,784,079	\$5,992,487	\$3,791,592
Department of Children and Families	COMMUNITY HEALTH RESOURCES INC	23DCF0013	N (CC) Care Coordination SFY23	M	\$21,687,055	\$3,143,607	\$280,780	\$25,111,442	7/1/2022	6/30/2027	\$112,465,328	\$68,164,457	\$44,300,871
Department of Children and Families	COMMUNITY MENTAL HEALTH AFFILIATES INC	24DCF0053	N (EDT) Extended Day Treatment - SFY24	M	\$3,868,682	\$403,727	\$0	\$4,272,409	7/1/2023	6/30/2026	\$14,990,915	\$9,830,379	\$5,160,536
Department of Children and Families	COMMUNITY RESOURCES FOR JUSTICE	23DCF0367	C (IPV-FAIR) Intimate Partner Violence Family Assessment	M	\$870,284	\$98,452	\$0	\$968,736	7/1/2022	6/30/2027	\$4,405,731	\$2,665,163	\$1,740,568
Department of Children and Families	CONNECTICUT ALLIANCE OF FOSTER AND	24DCF0082	N (FAPSS) Foster and Adoptive Parent Support	N	\$2,389,604	\$57,112	\$0	\$2,446,716	7/1/2023	6/30/2026	\$7,225,924	\$4,836,320	\$2,389,604
Department of Children and Families	CONNECTICUT CHILDRENS MEDICAL CENTER	25DCF0350	N Child Abuse Centers of Excellence - SFY25	N	\$898,892	\$241,984	\$0	\$1,140,876	7/1/2024	6/30/2027	\$3,379,660	\$1,140,876	\$2,238,784
Department of Children and Families	CONNECTICUT JUNIOR REPUBLIC ASSOCIATION	24DCF0006	N (HYPE) Helping Youth & Parents Enter Recovery	M	\$2,470,517	\$235,544	\$598,092	\$3,304,153	7/1/2023	6/30/2026	\$9,481,371	\$6,412,762	\$3,068,609
Department of Children and Families	CONNECTICUT YOUTH SERVICES ASSOCIATION	23DCF0358	N (JRB S/E) Juvenile Review Board: Support &	N	\$656,871	\$15,699	\$0	\$672,570	7/1/2022	6/30/2027	\$3,283,720	\$1,969,978	\$1,313,742
Department of Children and Families	CORNELL SCOTT-HILL HEALTH CORPORATION	25DCF0023	N (OPCC) Outpatient Psychiatric Clinic for Children	N	\$583,120	\$31,428	\$0	\$614,548	7/1/2024	6/30/2027	\$1,780,786	\$614,548	\$1,166,238
Department of Children and Families	COVENANT TO CARE INC	23DCF0112	N (ASW) Adopt A Social Worker SFY23	N	\$183,944	\$99,671	\$0	\$283,615	7/1/2022	6/30/2027	\$1,395,917	\$837,479	\$558,438
Department of Children and Families	FAMILY & CHILDRENS AGENCY INC	25DCF0054	N (C-KIN) Caregiver Support Team -Kinship Navigation -	M	\$4,068,962	\$403,998	\$299,046	\$4,772,006	7/1/2024	6/30/2027	\$13,776,982	\$4,772,006	\$9,004,976
Department of Children and Families	FAMILY AND CHILDREN'S AID INC	23DCF0057	N (C-KIN) Caregiver Support Team - Kinship Navigator	M	\$7,315,972	\$1,098,978	\$0	\$8,414,950	7/1/2022	6/30/2027	\$37,889,391	\$23,031,819	\$14,857,572

POS FY 2025 Report Detail by Agency

Agency	Supplier Name	Contract ID #	Contract Description	Competitive ₁	Payments				Terms				
					General Fund	Federal Fund	Other Fund ₂	Total FY 2024 ₃	Contract Begin Date	Contract Expire Date	Cumulative Contract Total Amount ₄	Cumulative Contract Payments ₅	Cumulative Contract Balance Remaining ₆
Department of Children and Families	FAMILY CENTERED SERVICES OF CT INC	24DCF0110	N (C-KIN) Caregiver Support Team - Kinship Navigation -	M	\$2,714,787	\$263,994	\$0	\$2,978,781	7/1/2023	6/30/2026	\$8,680,757	\$6,088,373	\$2,592,384
Department of Children and Families	FAVOR INC	24DCF0271A	N (SFO-CRB) Statewide Family Organization -Citizens	N	\$1,064,018	\$1,056,708	\$0	\$2,120,726	7/1/2023	6/30/2026	\$6,086,318	\$3,991,022	\$2,095,296
Department of Children and Families	FOCUS CENTER FOR AUTISM INC	23DCF0330	N (TGH) Therapeutic Group Home SFY23	N	\$1,115,457	\$60,121	\$0	\$1,175,578	7/1/2022	6/30/2027	\$3,363,951	\$3,363,951	\$0
Department of Children and Families	FULL CIRCLE YOUTH EMPOWERMENT INC	25DCF0376	N (YthEmp) Youth Empowerment - SFY25	N	\$503,952	\$12,044	\$0	\$515,996	7/1/2024	6/30/2027	\$1,523,900	\$515,996	\$1,007,904
Department of Children and Families	GBAPP INC	23DCF0329	N Outpatient Urban Trauma Network SFY23	N	\$0	\$66,667	\$0	\$66,667	11/1/2022	12/31/2026	\$300,000	\$300,000	\$0
Department of Children and Families	GENERATIONS FAMILY HEALTH CENTER INC	25DCF0281	N (MDE) Multidisciplinary Examination Clinic SFY25	Y	\$139,489	\$3,334	\$0	\$142,823	7/1/2024	6/30/2027	\$421,801	\$142,823	\$278,978
Department of Children and Families	GILEAD COMMUNITY SERVICES INC	24DCF0293	N (TGH Anh) Therapeutic Group Home - SFY24	N	\$1,114,972	\$60,095	\$0	\$1,175,067	7/1/2023	6/30/2026	\$3,405,011	\$2,290,039	\$1,114,972
Department of Children and Families	GOODWIN UNIVERSITY INC	24DCF0374	N (CET) Career Enhancement Training SFY24	N	\$0	\$123,936	\$0	\$123,936	7/1/2023	6/30/2026	\$371,808	\$247,872	\$123,936
Department of Children and Families	HARTFORD HOSPITAL	23DCF0042	N (EDT) Extended Day Treatment SFY23	N	\$391,546	\$27,277	\$0	\$418,823	7/1/2022	6/30/2027	\$2,545,312	\$1,189,332	\$1,355,980
Department of Children and Families	HUMAN SERVICES COUNCIL INC	24DCF0132	N (MDT) Multidisciplinary Team SFY24	N	\$70,047	\$1,674	\$0	\$71,721	7/1/2023	6/30/2026	\$211,815	\$141,768	\$70,047
Department of Children and Families	KLINGBERG COMPREHENSIVE FAMILY	24DCF0134	N (EDT) Extended Day Treatment SFY24	M	\$5,006,804	\$258,334	\$0	\$5,265,138	7/1/2023	6/30/2026	\$15,284,863	\$10,163,010	\$5,121,853
Department of Children and Families	LIFEBRIDGE COMMUNITY SERVICES INC	23DCF0121	N (OUTC) Outpatient Urban Trauma Center SFY23	N	\$0	\$45,833	\$0	\$45,833	9/1/2022	12/31/2026	\$300,000	\$300,000	\$0
Department of Children and Families	LOVE146 INC	25DCF3690	N (SurvCare) Survivor Care - FY25	N	\$390,105	\$21,025	\$0	\$411,130	7/1/2024	6/30/2027	\$1,191,340	\$411,130	\$780,210
Department of Children and Families	MADONNA PLACE INC	24DCF0008	C (FES) Fatherhood Engagement Services - SFY24	Y	\$270,037	\$6,454	\$0	\$276,491	7/1/2023	6/30/2026	\$816,565	\$546,528	\$270,037
Department of Children and Families	MARRAKECH INC	24DCF0335	N (W2L-R 2) Work Learn / Youth Program Region: 2	Y	\$557,043	\$98,431	\$0	\$655,474	7/1/2023	6/30/2026	\$1,567,680	\$1,178,034	\$389,646
Department of Children and Families	MCCALL FOUNDATION INC	25DCF0007	N (PSS) Parenting Support Services - SFY25	N	\$230,812	\$24,025	\$0	\$254,837	7/1/2024	6/30/2027	\$716,461	\$254,837	\$461,624
Department of Children and Families	MDFT INTERNATIONAL INC	24DCF0375	C (MDFT QA) Multidimensional Family	Y	\$577,000	\$13,790	\$0	\$590,790	7/1/2023	6/30/2026	\$1,744,790	\$1,167,790	\$577,000
Department of Children and Families	MIDDLESEX HOSPITAL	25DCF0141	N (ECS-CF) Early Childhood Services - Child First - SFY25	M	\$799,568	\$154,045	\$0	\$953,613	7/1/2024	6/30/2027	\$2,576,179	\$953,613	\$1,622,566
Department of Children and Families	MIDDLETOWN POLICE BENEFIT ASSOC	23DCF0142	N (MDT) Multidisciplinary Team SFY23	E	\$19,060	\$12,123	\$0	\$31,183	7/1/2022	6/30/2025	\$135,719	\$119,789	\$15,930
Department of Children and Families	MY PEOPLE COMMUNITY SERVICES	23DCF0396	C (OUTC) Urban Trauma Network SFY23	M	\$254,825	\$195,431	\$0	\$450,256	9/1/2022	6/30/2027	\$1,590,770	\$756,423	\$834,347
Department of Children and Families	NAFI CONNECTICUT INC	24DCF0015	C (MST-EA BMW) Multisystemic Therapy for	M	\$4,662,332	\$285,554	\$0	\$4,947,886	7/1/2023	6/30/2026	\$13,421,695	\$8,484,446	\$4,937,249
Department of Children and Families	NATCHAUG HOSPITAL INC	24DCF0147	N (EDT-Nor) Extended Day Treatment - Norwich SFY24	N	\$1,107,585	\$59,694	\$0	\$1,167,279	7/1/2023	6/30/2026	\$3,382,449	\$2,274,864	\$1,107,585
Department of Children and Families	NEW HAVEN PRIDE CENTER	25DCF0394	C (YLM) Youth Link Mentoring SFY25	N	\$36,797	\$136,479	\$0	\$173,276	7/1/2023	6/30/2027	\$474,320	\$173,276	\$301,044
Department of Children and Families	NEW OPPORTUNITIES INC	24DCF0061	C (FES) Fatherhood Engagement Services - SFY24	Y	\$128,161	\$3,063	\$0	\$131,224	7/1/2023	6/30/2026	\$387,546	\$259,385	\$128,161

POS FY 2025 Report Detail by Agency

Agency	Supplier Name	Contract ID #	Contract Description	Competitive ₁	Payments				Terms				
					General Fund	Federal Fund	Other Fund ₂	Total FY 2024 ₃	Contract Begin Date	Contract Expire Date	Cumulative Contract Total Amount ₄	Cumulative Contract Payments ₅	Cumulative Contract Balance Remaining ₆
Department of Children and Families	NOANK COMMUNITY SUPPORT SERVICES INC	25DCF0292	N (STAR-CH) Short Term Assessment Respite - Church	N	\$3,529,015	\$185,138	\$0	\$3,714,153	7/1/2024	6/30/2027	\$10,772,183	\$3,714,153	\$7,058,030
Department of Children and Families	NURSE-FAMILY PARTNERSHIP	25DCF0359	N (CF C/E) Child First Consultation & Evaluation -	N	\$371,589	\$8,881	\$0	\$380,470	7/1/2024	6/30/2027	\$1,123,648	\$380,470	\$743,178
Department of Children and Families	OPTIMUS HEALTH CARE INC	24DCF0067	N (MDE) Multidisciplinary Evaluation Clinic SFY24	Y	\$201,518	\$4,816	\$0	\$206,334	7/1/2023	6/30/2026	\$609,370	\$407,852	\$201,518
Department of Children and Families	OUR PIECE OF THE PIE INC	24DCF0272	N (W2L-R3) Work Learn/Youth Program SFY24	M	\$522,729	\$168,749	\$0	\$691,478	7/1/2023	6/30/2026	\$2,470,594	\$2,049,254	\$421,340
Department of Children and Families	R KIDS INC	25DCF0153	N (RTFT) Reunification and Therapeutic Family Time -	N	\$310,750	\$101,924	\$0	\$412,674	7/1/2024	6/30/2027	\$1,223,168	\$412,674	\$810,494
Department of Children and Families	RAPE CRISIS CENTER OF MILFORD INC	23DCF0236	N (MDT) Multidisciplinary Team SFY23	N	\$25,365	\$6,439	\$0	\$31,804	7/1/2022	6/30/2025	\$137,689	\$137,689	\$0
Department of Children and Families	RUSHFORD CENTER INC	23DCF0020	N (Care-C) CARE COORDINATION SFY23	N	\$425,192	\$64,114	\$0	\$489,306	7/1/2022	6/30/2027	\$2,358,945	\$1,428,561	\$930,384
Department of Children and Families	SEXUAL ASSAULT CRISIS CENTER OF	23DCF0373	N (MDT) Multidisciplinary Team SFY23	N	\$116,098	\$47,775	\$0	\$163,873	7/1/2022	6/30/2027	\$805,378	\$483,182	\$322,196
Department of Children and Families	ST FRANCIS HOSPITAL & MEDICAL CENTER	25DCF0028	N (PSS) Parenting Support Services - SFY25	N	\$939,844	\$97,835	\$0	\$1,037,679	7/1/2024	6/30/2027	\$2,917,367	\$1,037,679	\$1,879,688
Department of Children and Families	SUN SCHOLARS INC	24DCF0377	N (ACM) Adolescent College Mentoring SFY24	N	\$281,055	\$6,717	\$0	\$287,772	7/1/2023	6/30/2026	\$909,882	\$628,827	\$281,055
Department of Children and Families	THE BRIDGE FAMILY CENTER INC	23DCF0199	C (QPC) Quality Parenting Center SFY23	M	\$5,726,127	\$212,053	\$0	\$5,938,180	7/1/2022	6/30/2027	\$28,458,082	\$16,607,948	\$11,850,134
Department of Children and Families	THE CENTER FOR FAMILY JUSTICE INC	25DCF0092	N (MDT) Multidisciplinary Team - SFY25	N	\$88,504	\$2,115	\$0	\$90,619	7/1/2024	6/30/2027	\$267,627	\$90,619	\$177,008
Department of Children and Families	THE CHILD AND FAMILY GUIDANCE CENTER INC	23DCF0019	N (Care C) Care Coordination SFY23	M	\$7,055,639	\$1,507,692	\$0	\$8,563,331	7/1/2022	6/30/2027	\$40,068,873	\$25,558,941	\$14,509,932
Department of Children and Families	THE CHILDREN'S CENTER OF HAMDEN INC	25DCF0005	N (EDT) Extended Day Treatment - SFY25	M	\$2,611,632	\$125,278	\$0	\$2,736,910	7/1/2024	6/30/2027	\$7,960,175	\$2,736,910	\$5,223,265
Department of Children and Families	THE CHILDREN'S COMMUNITY PROGRAMS	24DCF0097	C (FFT-FC) Functional Family Therapy - Foster Care SFY'24	Y	\$1,731,907	\$178,592	\$0	\$1,910,499	7/1/2023	6/30/2026	\$5,303,273	\$3,571,366	\$1,731,907
Department of Children and Families	THE CONNECTION INC	24DCF0011	N (START) START Program for Youth and Young Adults	N	\$15,142,306	\$1,259,446	\$2,515,507	\$18,917,259	7/1/2023	6/30/2026	\$54,986,451	\$37,038,760	\$17,947,691
Department of Children and Families	THE VILLAGE FOR FAMILIES & CHILDREN INC	24DCF0017	N (CSF) Community Support for Families SFY24	M	\$15,164,573	\$5,803,325	\$0	\$20,967,898	7/1/2023	6/30/2026	\$55,686,616	\$40,416,013	\$15,270,603
Department of Children and Families	THE WATERBURY YOUNG MEN'S CHRISTIAN	24DCF0165A	N (JRB S/E) Juvenile Review Board Support and	N	\$305,131	\$28,473	\$0	\$333,604	7/1/2023	6/30/2026	\$765,451	\$333,604	\$431,847
Department of Children and Families	THOMPSON ECUMENICAL EMPOWERMENT GROUP	25DCF0066	N (Fam Sup) Family Support - SFY25	N	\$53,402	\$1,276	\$0	\$54,678	7/1/2024	6/30/2027	\$161,482	\$54,678	\$106,804
Department of Children and Families	TOWN OF BLOOMFIELD	25DCF0157	N (FFS) Foster Family Support - SFY25	E	\$48,769	\$0	\$0	\$48,769	7/1/2024	6/30/2027	\$146,307	\$48,769	\$97,538
Department of Children and Families	UNITED COMMUNITY & FAMILY SERVICES INC	24DCF0177	N (CC) Care Coordination SFY24	N	\$5,921,314	\$2,276,798	\$0	\$8,198,112	7/1/2023	6/30/2026	\$22,734,482	\$16,490,581	\$6,243,901
Department of Children and Families	UNITED SERVICES INC	25DCF0003	N (OPCC) Outpatient Psychiatric Clinic for Children	N	\$1,817,748	\$187,082	\$0	\$2,004,830	7/1/2024	6/30/2027	\$5,785,918	\$2,004,830	\$3,781,088
Department of Children and Families	UNITED WAY OF CONNECTICUT INC	25DCF0344	N (MobCri-Cntr) Mobile Crisis Intervention Service System -	N	\$823,343	\$800,874	\$0	\$1,624,217	7/1/2024	6/30/2027	\$3,950,903	\$1,624,217	\$2,326,686
Department of Children and Families	URBAN COMMUNITY ALLIANCE INC	23DCF0334	N (JRB) Juvenile Review Board SFY23	N	\$254,089	\$6,073	\$0	\$260,162	7/1/2022	6/30/2027	\$1,270,200	\$762,022	\$508,178

POS FY 2025 Report Detail by Agency

Agency	Supplier Name	Contract ID #	Contract Description	Competitive ₁	Payments				Terms				
					General Fund	Federal Fund	Other Fund ₂	Total FY 2024 ₃	Contract Begin Date	Contract Expire Date	Cumulative Contract Total Amount ₄	Cumulative Contract Payments ₅	Cumulative Contract Balance Remaining ₆
Department of Children and Families	WATERBURY YOUTH SERVICES INC	24DCF0165	N (JRB S/E) Juvenile Review Board Support and	N	\$101,711	\$6,250	\$0	\$107,961	7/1/2023	6/30/2026	\$1,295,532	\$539,805	\$755,727
Department of Children and Families	WATERFORD COUNTRY SCHOOL INC	25DCF0166	C (FFT-FC) Functional Family Therapy - Foster Care - SFY25	M	\$4,201,011	\$222,917	\$0	\$4,423,928	7/1/2024	6/30/2027	\$12,825,950	\$4,423,928	\$8,402,022
Department of Children and Families	WELLMORE INC	24DCF0048	N (CC) Care Coordination SFY24	M	\$8,458,024	\$5,091,608	\$0	\$13,549,632	7/1/2023	6/30/2026	\$34,257,993	\$25,759,969	\$8,498,024
Department of Children and Families	WHEELER CLINIC INC	20DCF0012	2020 CARE COORDINATION-HARTFORD/NEW BRITAIN	M	\$244,517	\$0	\$0	\$244,517	7/1/2019	8/31/2024	\$125,268,415	\$121,628,660	\$3,639,755
Department of Children and Families	WHEELER CLINIC INC	25DCF0012	N (CC) Care Coordination - SFY25	M	\$24,338,310	\$4,642,839	\$598,092	\$29,579,241	7/1/2024	6/30/2027	\$80,761,485	\$29,579,241	\$51,182,244
Department of Children and Families	YALE NEW HAVEN HOSPITAL	24DCF0036	N (MDE) Multidisciplinary Examination Clinic SFY24	M	\$197,574	\$0	\$0	\$197,574	7/1/2023	6/30/2026	\$2,005,985	\$1,799,569	\$206,416
Department of Children and Families	YALE UNIVERSITY	25DCF0170	N (Ctr Exl) Child Abuse Centers for Excellence -	N	\$4,494,558	\$289,460	\$0	\$4,784,018	7/1/2024	6/30/2027	\$13,775,040	\$4,784,018	\$8,991,022
Department of Children and Families	YOUTH CONTINUUM INC	24DCF0173	N (TGH Brd) Therapeutic Group Home - Bradley House	N	\$1,184,535	\$63,844	\$0	\$1,248,379	7/1/2023	6/30/2026	\$3,804,998	\$2,620,463	\$1,184,535
Department of Children and Families	ZERO TO THREE NATIONAL CENTER FOR	22DCF0364	N (ZTT) Zero to Three SFY22	N	\$34,604	\$0	\$0	\$34,604	7/1/2021	9/30/2024	\$436,038	\$435,023	\$1,015
DCF TOTAL	91				\$227,185,595	\$43,497,720	\$4,291,517	\$274,974,832			\$1,000,444,122	\$630,769,209	\$369,674,913
Department of Correction	AMERGIS HEALTHCARE STAFFING INC	22DOC119132POS02	Dentist, Oral Surgeons	N	\$213,250	\$0	\$0	\$213,250	9/1/2022	8/31/2026	\$2,136,160	\$213,250	\$1,922,910
Department of Correction	APT FOUNDATION INC	20DOC103171POS01	MOUD Treatment Center at NHCC FY21	N	\$1,386,450	\$0	\$0	\$1,386,450	9/30/2020	6/30/2025	\$5,035,074	\$4,741,153	\$293,921
Department of Correction	APT FOUNDATION INC	21DOC107400POS01	Res Services - Sub Abuse	N	\$1,794,182	\$0	\$0	\$1,794,182	7/1/2021	7/31/2025	\$7,677,855	\$7,677,855	\$0
Department of Correction	BANSLEY LAW LLC	21DOC0111AA	Inmate Legal Services Program (ILAP)	N	\$815,052	\$0	\$0	\$815,052	7/1/2021	6/30/2026	\$3,985,000	\$3,190,454	\$794,546
Department of Correction	CAREER RESOURCES INC	21DOC0116AA	Women & Children Reentry Program	Y	\$547,517	\$15,266	\$0	\$562,783	7/1/2021	7/31/2026	\$2,722,787	\$2,175,270	\$547,517
Department of Correction	CAREER RESOURCES INC	21DOC112008POS01	Isaiah House	Y	\$2,760,247	\$76,965	\$0	\$2,837,212	7/1/2022	7/31/2025	\$8,320,248	\$8,320,248	\$0
Department of Correction	CAREER RESOURCES INC	24DOC134499POS01	Consultant Services	N	\$0	\$49,897	\$0	\$49,897	7/25/2024	1/10/2025	\$85,000	\$49,897	\$35,103
Department of Correction	CHESHIRE FITNESS ZONE LLC	23DOC129140POS01	Provide in-person speech/language pathology	E	\$0	\$1,890	\$0	\$1,890	12/1/2023	6/30/2024	\$24,000	\$9,990	\$14,010
Department of Correction	CHRYSALIS CENTER INC	21DOC0113AA	Community Transitional Services (CTS) SSSH 50	Y	\$1,440,008	\$40,152	\$0	\$1,480,160	7/1/2021	7/31/2026	\$7,084,533	\$5,644,526	\$1,440,008
Department of Correction	COMMUNITY HEALTH RESOURCES INC	19DOC94075POS01	MAT Services at HCC	N	\$327,754	\$947,768	\$0	\$1,275,522	9/30/2019	10/15/2025	\$5,461,138	\$4,553,461	\$907,677
Department of Correction	COMMUNITY HEALTH RESOURCES INC	23DOC125548POS01	CRCC MOUD Treatment Ctr FY24	N	\$4,013,273	\$0	\$0	\$4,013,273	7/1/2023	7/31/2025	\$8,368,508	\$6,748,918	\$1,619,590
Department of Correction	COMMUNITY PARTNERS IN ACTION INC	21DOC01112AA	Men's Work Release	Y	\$1,052,119	\$29,366	\$0	\$1,081,485	7/1/2021	7/31/2025	\$4,135,379	\$4,111,303	\$24,076
Department of Correction	COMMUNITY PARTNERS IN ACTION INC	24DOC0119AA	ARPA ROUND 2 CPA	E	\$0	\$5,720	\$0	\$5,720	6/1/2023	12/31/2026	\$5,720	\$5,720	\$0
Department of Correction	COMMUNITY PARTNERS IN ACTION INC	25DOC135463POS01	CPA Prison Arts Program	N	\$40,340	\$0	\$0	\$40,340	7/1/2024	6/30/2026	\$80,680	\$40,340	\$40,340

POS FY 2025 Report Detail by Agency

Agency	Supplier Name	Contract ID #	Contract Description	Competitive ₁	Payments				Terms				
					General Fund	Federal Fund	Other Fund ₂	Total FY 2024 ₃	Contract Begin Date	Contract Expire Date	Cumulative Contract Total Amount ₄	Cumulative Contract Payments ₅	Cumulative Contract Balance Remaining ₆
Department of Correction	COMMUNITY RENEWAL TEAM INC	22DOC0108AA	Scattered Site Supportive Housing	Y	\$813,365	\$22,679	\$0	\$836,044	9/1/2021	7/31/2026	\$3,744,518	\$2,931,153	\$813,365
Department of Correction	COMMUNITY RESOURCES FOR JUSTICE	21DOC107404POS01	Dana's House Mental Health	N	\$1,076,681	\$30,021	\$0	\$1,106,702	7/1/2021	7/31/2026	\$5,245,575	\$4,168,894	\$1,076,681
Department of Correction	COMMUNITY SOLUTIONS INC	21DOC0117AA	Aileen O'Connor House	Y	\$9,652,216	\$265,205	\$0	\$9,917,421	7/1/2021	7/31/2025	\$36,559,979	\$36,555,179	\$4,800
Department of Correction	COMMUNITY SOLUTIONS INC	24DOC139282POS01	Leadership Empowerment Training (LET) program to	Y	\$0	\$20,818	\$0	\$20,818	12/16/2024	1/31/2026	\$79,706	\$20,818	\$58,888
Department of Correction	CONCENTRA MEDICAL CENTERS	23DOC124318POS01	CDL Physical Exams	E	\$0	\$2,990	\$0	\$2,990	3/1/2023	2/28/2025	\$19,900	\$6,760	\$13,140
Department of Correction	CONNECTICUT COMMUNITY FOR ADDICTION	19DOC93079POS01	Recovery Coaching Supports	N	\$209,642	\$0	\$0	\$209,642	9/1/2019	10/15/2025	\$1,012,096	\$829,265	\$182,830
Department of Correction	CONNECTICUT COMMUNITY FOR ADDICTION	20DOC102145POS01	Recovery Coach Expansion Program FY21	N	\$497,258	\$0	\$0	\$497,258	10/1/2020	6/30/2026	\$3,770,972	\$1,804,518	\$1,966,454
Department of Correction	CONNECTICUT COMMUNITY FOR ADDICTION	21DOC112103POS01	RSAT Therapeutic Recovery Coach FFY22	N	\$0	\$89,955	\$29,985	\$119,940	1/1/2022	10/15/2025	\$486,333	\$363,945	\$122,388
Department of Correction	CONNECTICUT RENAISSANCE INC	21DOC0110AA	Central Ave	Y	\$5,294,305	\$144,263	\$0	\$5,438,568	7/1/2021	7/31/2025	\$19,795,899	\$19,746,360	\$49,540
Department of Correction	CONNECTICUT STATE BUILDING TRADES	25DOC137319POS01	MC3 Certification - Preapprenticeship	N	\$0	\$0	\$80,000	\$80,000	11/5/2024	12/31/2025	\$150,000	\$80,000	\$70,000
Department of Correction	DIALYSIS CLINIC INC	21DOC109579POS01	Dialysis Treatment-McDougall CI	Y	\$800,074	\$0	\$0	\$800,074	7/1/2021	6/30/2026	\$3,810,146	\$2,926,738	\$883,408
Department of Correction	DIAMOND PHARMACY SERVICES	19DOC92149POS01	Pharmacy Services	Y	\$42,687,656	\$0	\$0	\$42,687,656	9/1/2019	8/31/2025	\$192,881,380	\$181,254,034	\$11,627,346
Department of Correction	DILLIGENCE TRAINING LLC	23DOC0125AA	Self-Management and Recovery Training (SMART)	E	\$0	\$0	\$4,000	\$4,000	9/1/2023	12/1/2024	\$10,000	\$5,000	\$5,000
Department of Correction	DILLIGENCE TRAINING LLC	25DOC0116AA	Self-Management and Recovery Training (SMART)	E	\$0	\$0	\$800	\$800	1/15/2025	4/1/2025	\$4,000	\$800	\$3,200
Department of Correction	EMERGE CONNECTICUT INC	23DOC129436POS01	Community Services	N	\$533,021	\$0	\$0	\$533,021	7/1/2023	7/31/2025	\$999,522	\$986,268	\$13,255
Department of Correction	EXACT SCIENCES LABORATORIES LLC	22DOC119897POS01	ColoGuard	N	\$265,121	\$0	\$0	\$265,121	2/1/2023	1/31/2026	\$610,644	\$483,426	\$127,218
Department of Correction	FENWAY COMMUNITY HEALTH CENTER	25DOC0115AA	Achieving Health Equity Train the Trainer session	E	\$0	\$0	\$5,100	\$5,100	3/14/2025	6/30/2025	\$5,100	\$5,100	\$0
Department of Correction	FHM SERVICES INC	21DOC0106AA	Fellowship House	Y	\$894,180	\$24,932	\$0	\$919,112	7/1/2021	7/31/2025	\$3,464,741	\$3,464,740	\$0
Department of Correction	FRONTLINE SUPPORT STRATEGIES CONSULTING	21DOC0107AA	Ombudsperson Services	Y	\$50,224	\$0	\$0	\$50,224	7/1/2021	6/30/2026	\$385,000	\$184,740	\$200,260
Department of Correction	HARTFORD HEALTHCARE CORPORATION	24DOC0108AA	Mobile Mammogram Services	N	\$45,346	\$0	\$0	\$45,346	7/2/2024	6/30/2027	\$360,000	\$45,346	\$314,654
Department of Correction	HARTFORD HOSPITAL	24DOC0120AA-1	Contractor to provide Gender Affirming Care and	E	\$5,250	\$0	\$0	\$5,250	7/1/2024	11/30/2025	\$35,000	\$5,250	\$29,750
Department of Correction	MAXIM HEALTHCARE SERVICES INC	22DOC119132POS01	Dentist, Oral Surgeons	N	\$112,577	\$0	\$0	\$112,577	9/1/2022	11/30/2024	\$377,294	\$377,294	\$0
Department of Correction	NAPHCARE INC	22DOC117924POS01	Outpatient Specialty UR	Y	\$602,471	\$0	\$0	\$602,471	9/1/2022	8/31/2025	\$3,515,376	\$602,471	\$2,912,905
Department of Correction	NEW OPPORTUNITIES INC	21DOC0109AA	Bishop House	Y	\$1,333,395	\$37,179	\$0	\$1,370,574	7/1/2021	7/31/2026	\$6,495,271	\$5,161,877	\$1,333,395

POS FY 2025 Report Detail by Agency

Agency	Supplier Name	Contract ID #	Contract Description	Competitive ₁	Payments				Terms				
					General Fund	Federal Fund	Other Fund ₂	Total FY 2024 ₃	Contract Begin Date	Contract Expire Date	Cumulative Contract Total Amount ₄	Cumulative Contract Payments ₅	Cumulative Contract Balance Remaining ₆
Department of Correction	PROJECT MORE INC	21DOC0114AA	Walter Brooks WR	Y	\$2,645,015	\$73,751	\$0	\$2,718,766	7/1/2021	7/31/2026	\$13,024,953	\$10,342,890	\$2,682,063
Department of Correction	QUEST DIAGNOSTICS INCORPORATED	19DOC92012POS01	Laboratory Services - Quest Diagnostics	N	\$2,026,801	\$0	\$0	\$2,026,801	9/1/2019	8/31/2025	\$24,000,000	\$13,586,526	\$10,413,474
Department of Correction	RECOVERY NETWORK OF PROGRAMS INC	20DOC103174POS01	MOUD Treatment Center at BCC FY21	N	\$1,110,407	\$0	\$0	\$1,110,407	9/30/2020	6/30/2025	\$4,836,435	\$4,487,087	\$349,348
Department of Correction	RECOVERY NETWORK OF PROGRAMS INC	21DOC111280POS01	MOUD Services at Garner	N	\$0	\$275,025	\$0	\$275,025	1/1/2021	10/15/2025	\$1,048,265	\$797,087	\$251,178
Department of Correction	THE CONNECTION INC	11DOC0115AA	January Center	Y	\$1,626,967	\$42,130	\$0	\$1,669,097	6/4/2010	7/31/2025	\$26,979,019	\$22,931,492	\$4,047,527
Department of Correction	THE CONNECTION INC	21DOC107406POS01	Eddy Center	Y	\$10,836,550	\$285,707	\$0	\$11,122,257	7/1/2021	7/31/2026	\$52,131,787	\$41,010,310	\$11,121,477
Department of Correction	THE CONNECTION INC	23DOC0122AA	COCHEGAN HOUSE	N	\$0	\$74,834	\$0	\$74,834	6/1/2023	12/31/2026	\$203,827	\$74,834	\$128,993
Department of Correction	THE OPEN HEARTH ASSOCIATION	21DOC0108AA	Mens Work Release	Y	\$1,259,947	\$35,131	\$0	\$1,295,078	7/1/2021	7/31/2026	\$6,190,830	\$4,930,884	\$1,259,947
Department of Correction	THRESHOLD VOLUNTEERS IN	24DOC0129AA	Decision making and problem solving classes	E	\$6,000	\$0	\$0	\$6,000	7/1/2024	6/30/2027	\$18,000	\$6,000	\$12,000
Department of Correction	WHEELER CLINIC INC	19DOC94029POS01	TCM - MAT (RSAT Services)	N	\$0	\$93,056	\$31,019	\$124,075	10/1/2019	10/15/2025	\$1,067,822	\$885,634	\$182,188
DOC TOTAL	48				\$98,774,658	\$2,684,700	\$150,904	\$101,610,262			\$468,441,472	\$408,545,103	\$59,896,369
Department of Development Services	A V P INC	21DDS0005RD	Day Support Options	Q	\$91,163	\$0	\$0	\$91,163	7/1/2021	6/30/2024	\$6,661,585	\$5,766,978	\$894,607
Department of Development Services	A V P INC	24DDS0006RD	Day Support Options	Q	\$1,994,125	\$42,003	\$0	\$2,036,128	7/1/2024	6/30/2027	\$5,775,828	\$2,036,128	\$3,739,700
Department of Development Services	ABILIS INC	21DDS0001RD	Clinical Behavioral Supports	Q	\$1,258,733	\$0	\$0	\$1,258,733	7/1/2021	6/30/2024	\$74,799,349	\$72,580,760	\$2,218,589
Department of Development Services	ABILIS INC	24DDS0001RD	Behavior Supports, Clinical	Q	\$29,163,176	\$650,409	\$0	\$29,813,585	7/1/2024	6/30/2027	\$96,990,176	\$29,813,585	\$67,176,591
Department of Development Services	ABILITIES WITHOUT BOUNDARIES INC	21DDS0002RD	Day Support Options	Q	\$172,753	\$0	\$0	\$172,753	7/1/2021	6/30/2024	\$8,743,817	\$8,256,197	\$487,620
Department of Development Services	ABILITIES WITHOUT BOUNDARIES INC	24DDS0002RD	Day Support Options	Q	\$3,338,951	\$70,304	\$0	\$3,409,255	7/1/2024	6/30/2027	\$12,532,478	\$3,409,255	\$9,123,223
Department of Development Services	ABILITY BEYOND DISABILITY INC	21DDS0034RD	Clinical Behavioral Supports	Q	\$1,031,951	\$0	\$0	\$1,031,951	7/1/2021	6/30/2024	\$54,645,445	\$50,483,739	\$4,161,706
Department of Development Services	ABILITY BEYOND DISABILITY INC	24DDS0003RD	Behavior Supports, Clinical	Q	\$17,958,920	\$374,960	\$0	\$18,333,880	7/1/2024	6/30/2027	\$61,670,986	\$18,333,880	\$43,337,106
Department of Development Services	ABLE HOME HEALTH CARE LLC	21DDS0134RD	Behavioral Supports	Q	\$30,400	\$0	\$0	\$30,400	10/1/2021	6/30/2024	\$1,475,417	\$1,024,741	\$450,676
Department of Development Services	ABLE HOME HEALTH CARE LLC	24DDS0004RD	Clinical Behavior Supports	Q	\$383,340	\$9,607	\$0	\$392,947	7/1/2024	6/30/2027	\$3,255,606	\$392,947	\$2,862,659
Department of Development Services	ACORD INC	21DDS0019RD	Behavior Supports, Clinical	Q	\$156,766	\$0	\$0	\$156,766	7/1/2021	6/30/2024	\$18,838,976	\$17,876,206	\$962,770
Department of Development Services	ACORD INC	24DDS0021RD	Behavior Supports, Clinical	Q	\$6,066,147	\$138,726	\$0	\$6,204,873	7/1/2024	6/30/2027	\$20,218,911	\$6,204,873	\$14,014,038
Department of Development Services	ADELBROOK COMMUNITY SERVICES INC	21DDS0004RD	Community Living Arrangement	Q	\$262,405	\$0	\$0	\$262,405	7/1/2021	6/30/2024	\$32,006,388	\$25,586,031	\$6,420,357

POS FY 2025 Report Detail by Agency

Agency	Supplier Name	Contract ID #	Contract Description	Competitive ₁	Payments				Terms				
					General Fund	Federal Fund	Other Fund ₂	Total FY 2024 ₃	Contract Begin Date	Contract Expire Date	Cumulative Contract Total Amount ₄	Cumulative Contract Payments ₅	Cumulative Contract Balance Remaining ₆
Department of Development Services	ADELBROOK COMMUNITY SERVICES INC	24DDS0005RD	Community Living Arrangement	Q	\$8,797,853	\$246,305	\$0	\$9,044,158	7/1/2024	6/30/2027	\$30,690,745	\$9,044,158	\$21,646,587
Department of Development Services	ALL CARE LLC	24DDS0008RD	Day Support Options	Q	\$131,279	\$0	\$0	\$131,279	7/1/2024	6/30/2027	\$539,912	\$131,279	\$408,633
Department of Development Services	ALL POINTE CARE LLC	21DDS0007RD	Clinical Behavior Supports	Q	\$6,960	\$0	\$0	\$6,960	7/1/2021	6/30/2024	\$9,933,911	\$4,956,090	\$4,977,821
Department of Development Services	ALL POINTE CARE LLC	24DDS0009RD	Behavior Supports, Clinical	Q	\$1,278,369	\$30,273	\$0	\$1,308,642	7/1/2024	6/30/2027	\$6,409,087	\$1,308,642	\$5,100,445
Department of Development Services	ALLIANCE HEALTHCARE SOLUTIONS LLC	24DDS0010RD	ContinuousResidentialSuppo rts	Q	\$1,266,137	\$23,058	\$0	\$1,289,195	7/1/2024	6/30/2027	\$4,597,644	\$1,289,195	\$3,308,449
Department of Development Services	ALLIED COMMUNITY PROGRAMS INC	21DDS0009RDRD	Community Living Arrangement	Q	\$134,655	\$0	\$0	\$134,655	7/1/2021	6/30/2024	\$22,788,186	\$20,971,475	\$1,816,712
Department of Development Services	ALLIED COMMUNITY PROGRAMS INC	24DDS0011RD	Community Living Arrangement	Q	\$7,020,609	\$164,342	\$0	\$7,184,951	7/1/2024	6/30/2027	\$26,363,182	\$7,184,951	\$19,178,231
Department of Development Services	ALLIED COMMUNITY RESOURCES INC	12DDS0258OT	Administrative Fees	N	\$293,199	\$0	\$0	\$293,199	1/1/2013	5/15/2025	\$24,633,487	\$22,104,020	\$2,529,467
Department of Development Services	ALTERNATIVE SERVICES CONNECTICUT INC	21DDS0010RD	Behavior Supports, Clinical	Q	\$192,504	\$0	\$0	\$192,504	7/1/2021	6/30/2024	\$35,048,820	\$32,610,634	\$2,438,186
Department of Development Services	ALTERNATIVE SERVICES CONNECTICUT INC	24DDS0012RD	Behavior Supports, Clinical	Q	\$11,874,566	\$268,366	\$0	\$12,142,932	7/1/2024	6/30/2027	\$41,678,066	\$12,142,932	\$29,535,134
Department of Development Services	ALTERNATIVES INC	21DDS0011RD	Community Living Arrangement	Q	\$64,785	\$0	\$0	\$64,785	7/1/2021	6/30/2024	\$12,178,668	\$11,398,802	\$779,866
Department of Development Services	ALTERNATIVES INC	24DDS0013RD	CommunityLivingArrangeme nt	Q	\$4,155,194	\$92,849	\$0	\$4,248,043	7/1/2024	6/30/2027	\$13,181,653	\$4,248,043	\$8,933,610
Department of Development Services	APPLIED BEHAVIORAL SCIENCES LLC	18DDS5153CSPOS01	consultative psychological services to Individuals	N	\$2,915	\$0	\$0	\$2,915	7/1/2018	6/30/2024	\$100,000	\$71,815	\$28,185
Department of Development Services	APPLIED BEHAVIORAL SCIENCES LLC	24DDS7115CS	Consultative Psychiatric Services	E	\$11,660	\$0	\$0	\$11,660	7/1/2024	6/30/2025	\$20,000	\$11,660	\$8,340
Department of Development Services	ARC OF GREATER NEW HAVEN INC	21DDS0013RD	Day Support Options	Q	\$184,956	\$0	\$0	\$184,956	7/1/2021	6/30/2024	\$11,188,688	\$10,785,104	\$403,584
Department of Development Services	ARC OF GREATER NEW HAVEN INC	24DDS0015RD	Day Support Options	Q	\$3,753,664	\$78,444	\$0	\$3,832,108	7/1/2024	6/30/2027	\$13,099,171	\$3,832,108	\$9,267,063
Department of Development Services	AREA COOPERATIVE EDUCATIONAL SERVICES	21DDS0015RD	Behavior Supports, Clinical	Q	\$80,731	\$0	\$0	\$80,731	7/1/2021	6/30/2024	\$12,071,934	\$8,517,093	\$3,554,841
Department of Development Services	AREA COOPERATIVE EDUCATIONAL SERVICES	24DDS0017RD	Day Support Options	Q	\$2,694,059	\$58,665	\$0	\$2,752,724	7/1/2024	6/30/2027	\$11,112,971	\$2,752,724	\$8,360,247
Department of Development Services	ARI OF CONNECTICUT INC	21DDS0016RD	Community Living Arrangement	Q	\$92,551	\$0	\$0	\$92,551	7/1/2021	6/30/2024	\$19,947,840	\$18,874,183	\$1,073,657
Department of Development Services	ARI OF CONNECTICUT INC	24DDS0018RD	Community Living Arrangement	Q	\$6,446,896	\$130,207	\$0	\$6,577,103	7/1/2024	6/30/2027	\$21,999,747	\$6,577,103	\$15,422,644
Department of Development Services	ASCENSION HABILITATIVE SUPPORT SERVICES	21DDS0017RD	Continuous Residential Supports	Q	\$65,990	\$0	\$0	\$65,990	7/1/2021	6/30/2024	\$4,747,676	\$3,898,396	\$849,280
Department of Development Services	ASCENSION HABILITATIVE SUPPORT SERVICES	24DDS0019RD	ContinuousResidential Supports	Q	\$1,308,280	\$28,822	\$0	\$1,337,102	7/1/2024	6/30/2027	\$5,413,792	\$1,337,102	\$4,076,690
Department of Development Services	ASPIRE LIVING & LEARNING INC	21DDS0018RD	Behavior Supports,	Q	\$195,099	\$0	\$0	\$195,099	7/1/2021	6/30/2024	\$34,554,441	\$31,956,255	\$2,598,186
Department of Development Services	ASPIRE LIVING & LEARNING INC	24DDS0020RD	Behavior Supports, Clinical	Q	\$10,247,038	\$248,241	\$0	\$10,495,279	7/1/2024	6/30/2027	\$38,923,877	\$10,495,279	\$28,428,598

POS FY 2025 Report Detail by Agency

Agency	Supplier Name	Contract ID #	Contract Description	Competitive ₁	Payments				Terms				
					General Fund	Federal Fund	Other Fund ₂	Total FY 2024 ₃	Contract Begin Date	Contract Expire Date	Cumulative Contract Total Amount ₄	Cumulative Contract Payments ₅	Cumulative Contract Balance Remaining ₆
Department of Development Services	AT THE CORNER OF DETERMINATION AND HOPE	23DDS0146RD	Day Support Options	Q	\$115,801	\$0	\$0	\$115,801	4/1/2023	6/30/2024	\$963,487	\$834,972	\$128,515
Department of Development Services	AT THE CORNER OF DETERMINATION AND HOPE	24DDS0022RD	Day Support Options	Q	\$848,410	\$18,308	\$0	\$866,718	7/1/2024	6/30/2027	\$4,285,720	\$866,718	\$3,419,002
Department of Development Services	BAGS FOUNDATION CT INC	21DDS0135RD	Day Support Options	Q	\$348,014	\$0	\$0	\$348,014	10/1/2021	6/30/2024	\$4,837,596	\$4,648,599	\$188,997
Department of Development Services	BAGS FOUNDATION CT INC	24DDS0023RD	Day Support Options	Q	\$1,538,168	\$35,081	\$0	\$1,573,249	7/1/2024	6/30/2027	\$6,628,079	\$1,573,249	\$5,054,830
Department of Development Services	BAROCO CORP	21DDS0020RD	Day Support Options	Q	\$232,422	\$0	\$0	\$232,422	7/1/2021	6/30/2024	\$12,827,478	\$12,540,241	\$287,237
Department of Development Services	BAROCO CORP	24DDS0024RD	Day Support Options	Q	\$4,762,833	\$107,877	\$0	\$4,870,710	7/1/2024	6/30/2027	\$15,735,925	\$4,870,710	\$10,865,215
Department of Development Services	BEHAVIORAL ASSOCIATES OF MASSACHUSETTS	22DDS0142NS	Non Standard Residential Services	Q	\$18,066	\$0	\$0	\$18,066	7/1/2022	6/30/2024	\$589,706	\$478,092	\$111,614
Department of Development Services	BEHAVIORAL ASSOCIATES OF MASSACHUSETTS	24DDS0001NS	Non Standard Residential	Q	\$222,148	\$0	\$0	\$222,148	7/1/2024	6/30/2027	\$813,437	\$222,148	\$591,289
Department of Development Services	BEHAVIORAL MANAGEMENT LLC	21DDS0021RD	Behavior Supports, Clinical	Q	\$207,335	\$0	\$0	\$207,335	7/1/2021	6/30/2024	\$6,607,449	\$6,331,662	\$275,787
Department of Development Services	BEHAVIORAL MANAGEMENT LLC	24DDS0025RD	Behavior Supports, Clinical	Q	\$2,339,755	\$53,651	\$0	\$2,393,406	7/1/2024	6/30/2027	\$9,496,255	\$2,393,406	\$7,102,849
Department of Development Services	BENHAVEN INC	21DDS0022RD	Behavior Supports, Clinical	Q	\$403,769	\$0	\$0	\$403,769	7/1/2021	6/30/2024	\$27,292,709	\$25,052,402	\$2,240,307
Department of Development Services	BENHAVEN INC	24DDS0026RD	Behavior Supports, Clinical	Q	\$8,394,390	\$587,298	\$0	\$8,981,687	7/1/2024	6/30/2027	\$34,178,658	\$8,981,687	\$25,196,971
Department of Development Services	BEST BUDDIES INTERNATIONAL INC	21DDS6169POS01	Best Buddies International	N	\$195,500	\$0	\$0	\$195,500	7/1/2021	6/30/2025	\$782,000	\$733,125	\$48,875
Department of Development Services	BETA CARE SERVICES CT	23DDS0153RD	Individualized Home Supports	Q	\$63,375	\$0	\$0	\$63,375	2/1/2024	6/30/2024	\$1,067,869	\$418,126	\$649,743
Department of Development Services	BETA CARE SERVICES CT	24DDS0071RD	Day Support Options	Q	\$817,937	\$18,914	\$0	\$836,851	7/1/2024	6/30/2027	\$3,337,898	\$836,851	\$2,501,047
Department of Development Services	BRIAN HOUSE INC	21DDS0023RD	Behavior Supports, Clinical	Q	\$161,150	\$0	\$0	\$161,150	7/1/2021	6/30/2024	\$24,477,476	\$22,258,632	\$2,218,844
Department of Development Services	BRIAN HOUSE INC	24DDS0027RD	Behavior Supports, Clinical	Q	\$7,356,477	\$173,405	\$0	\$7,529,882	7/1/2024	6/30/2027	\$24,863,077	\$7,529,882	\$17,333,195
Department of Development Services	BRISTOL ADULT RESOURCE CENTER INC	21DDS0024RD	Community Living Arrangement	Q	\$312,975	\$0	\$0	\$312,975	7/1/2021	6/30/2024	\$32,038,130	\$30,277,649	\$1,760,481
Department of Development Services	BRISTOL ADULT RESOURCE CENTER INC	24DDS0028RD	Community Living Arrangements	Q	\$10,939,535	\$224,521	\$0	\$11,164,056	7/1/2024	6/30/2027	\$43,236,234	\$11,164,056	\$32,072,178
Department of Development Services	BUCKINGHAM COMM SERV OF CT INC	21DDS0025RD	Behavior Supports, Clinical	Q	\$51,953	\$0	\$0	\$51,953	7/1/2021	6/30/2024	\$9,113,074	\$7,931,995	\$1,181,079
Department of Development Services	BUCKINGHAM COMM SERV OF CT INC	24DDS0029RD	Clinical Behavior Supports	Q	\$2,530,068	\$56,271	\$0	\$2,586,339	7/1/2024	6/30/2027	\$9,721,120	\$2,586,339	\$7,134,781
Department of Development Services	CATHOLIC CHARITIES INC	21DDS0028RD	Community Living Arrangement	Q	\$422,035	\$169,676	\$0	\$591,711	7/1/2021	6/30/2024	\$23,000,616	\$21,530,154	\$1,470,462
Department of Development Services	CATHOLIC CHARITIES INC	24DDS0032RD	Community Living Arrangement	Q	\$8,114,725	\$450,866	\$0	\$8,565,591	7/1/2024	6/30/2027	\$28,950,527	\$8,565,591	\$20,384,936
Department of Development Services	CATTLEA LLC	21DDS0139RD	Individualized Home Supports	Q	\$214,123	\$0	\$0	\$214,123	10/1/2021	6/30/2024	\$4,050,332	\$3,886,326	\$164,006

POS FY 2025 Report Detail by Agency

Agency	Supplier Name	Contract ID #	Contract Description	Competitive ₁	Payments				Terms				
					General Fund	Federal Fund	Other Fund ₂	Total FY 2024 ₃	Contract Begin Date	Contract Expire Date	Cumulative Contract Total Amount ₄	Cumulative Contract Payments ₅	Cumulative Contract Balance Remaining ₆
Department of Development Services	CATTLEA LLC	24DDS0033RD	Day Support Options	Q	\$2,791,999	\$51,132	\$0	\$2,843,130	7/1/2024	6/30/2027	\$8,734,046	\$2,843,130	\$5,890,916
Department of Development Services	CCARC INC	21DDS0029RD	Behavior Supports,Clinical	Q	\$471,679	\$0	\$0	\$471,679	7/1/2021	6/30/2024	\$41,959,782	\$38,970,885	\$2,988,897
Department of Development Services	CCARC INC	24DDS0034RD	Clinical Behavior Supports	Q	\$14,674,426	\$333,847	\$0	\$15,008,273	7/1/2024	6/30/2027	\$50,974,566	\$15,008,273	\$35,966,293
Department of Development Services	CENTER FOR TRANSITIONAL LIVING LLC	22DDS0145RD	Individualized Home Supports	Q	\$92,049	\$0	\$0	\$92,049	3/1/2023	6/30/2024	\$1,761,574	\$1,195,813	\$565,761
Department of Development Services	CENTER FOR TRANSITIONAL LIVING LLC	24DDS0035RD	Day Support Options	Q	\$982,155	\$23,607	\$0	\$1,005,762	7/1/2024	6/30/2027	\$6,253,970	\$1,005,762	\$5,248,208
Department of Development Services	CENTER OF HOPE FOUNDATION INC	21DDS0030RD	Day Support Options	Q	\$37,763	\$0	\$0	\$37,763	7/1/2021	6/30/2024	\$4,530,608	\$4,043,814	\$486,794
Department of Development Services	CENTER OF HOPE FOUNDATION INC	24DDS0036RD	Day Support Options	Q	\$1,176,354	\$25,838	\$0	\$1,202,192	7/1/2024	6/30/2027	\$4,453,533	\$1,202,192	\$3,251,341
Department of Development Services	CHAPEL HAVEN SCHLEIFER CENTER INC	21DDS0032RD	Day Support Options	Q	\$25,411	\$0	\$0	\$25,411	7/1/2021	6/30/2024	\$4,369,580	\$3,528,616	\$840,964
Department of Development Services	CHAPEL HAVEN SCHLEIFER CENTER INC	24DDS0038RD	Day Support Options	Q	\$1,227,896	\$20,866	\$0	\$1,248,762	7/1/2024	6/30/2027	\$4,838,937	\$1,248,762	\$3,590,175
Department of Development Services	CHEZ NOUS INC	21DDS0033RD	Continuous Residential Supports	Q	\$5,022	\$0	\$0	\$5,022	7/1/2021	6/30/2024	\$1,091,434	\$955,508	\$135,926
Department of Development Services	CHEZ NOUS INC	24DDS0039RD	Continuous Residential Supports	Q	\$313,475	\$7,640	\$0	\$321,115	7/1/2024	6/30/2027	\$1,055,864	\$321,115	\$734,749
Department of Development Services	CLASP HOMES INC	21DDS0035RD	Community Living Arrangement	Q	\$348,921	\$0	\$0	\$348,921	7/1/2021	6/30/2024	\$32,634,761	\$29,675,384	\$2,959,377
Department of Development Services	CLASP HOMES INC	24DDS0041RD	CommunityLivingArrangement	Q	\$10,077,280	\$232,926	\$0	\$10,310,206	7/1/2024	6/30/2027	\$34,247,545	\$10,310,206	\$23,937,339
Department of Development Services	COMMUNITY RESIDENCES INC	21DDS0036RD	Behavior Supports, Clinical	Q	\$805,714	\$0	\$0	\$805,714	7/1/2021	6/30/2024	\$115,707,830	\$106,368,890	\$9,338,940
Department of Development Services	COMMUNITY RESIDENCES INC	24DDS0043RD	Clinical Behavior Supports	Q	\$36,416,310	\$835,964	\$0	\$37,252,274	7/1/2024	6/30/2027	\$126,686,056	\$37,252,274	\$89,433,782
Department of Development Services	COMMUNITY SOCIAL INTEGRATION LLC	21DDS0037RD	Continuous Residential Supports	Q	\$37,547	\$0	\$0	\$37,547	7/1/2021	6/30/2024	\$21,591,051	\$20,104,938	\$1,486,113
Department of Development Services	COMMUNITY SOCIAL INTEGRATION LLC	24DDS0044RD	ContinuousResidentialSuppo	Q	\$7,173,480	\$159,896	\$0	\$7,333,376	7/1/2024	6/30/2027	\$24,097,656	\$7,333,376	\$16,764,280
Department of Development Services	COMMUNITY SYSTEMS INC	21DDS0038RD	Clinical Behavioral Supports	Q	\$380,168	\$0	\$0	\$380,168	7/1/2021	6/30/2024	\$76,920,653	\$71,556,431	\$5,364,222
Department of Development Services	COMMUNITY SYSTEMS INC	24DDS0045RD	Behavior Supports, Clinical	Q	\$25,261,817	\$550,660	\$0	\$25,812,477	7/1/2024	6/30/2027	\$84,508,567	\$25,812,477	\$58,696,090
Department of Development Services	COMMUNITY VOCATIONAL SERVICES INC	21DDS0039RD	Continuous Residential Supports	Q	\$51,435	\$0	\$0	\$51,435	7/1/2021	6/30/2024	\$7,433,892	\$7,016,205	\$417,687
Department of Development Services	COMMUNITY VOCATIONAL SERVICES INC	24DDS0046RD	ContinuousResidentialSuppo	Q	\$2,290,239	\$48,919	\$0	\$2,339,158	7/1/2024	6/30/2027	\$9,321,047	\$2,339,158	\$6,981,889
Department of Development Services	COMPANION SUPPORT RESOURCES LLC	21DDS0132RD	Community Companion Home	Q	\$97,884	\$0	\$0	\$97,884	7/1/2021	6/30/2024	\$1,064,588	\$1,041,571	\$23,017
Department of Development Services	COMPANION SUPPORT RESOURCES LLC	24DDS0047RD	Community Companion Home	Q	\$696,973	\$11,561	\$0	\$708,534	7/1/2024	6/30/2027	\$1,645,002	\$708,534	\$936,468
Department of Development Services	CONNECTICUT BEHAVIORAL HEALTH	24DDS0048RD	Behavior Supports, Clinical	Q	\$36,798	\$34	\$0	\$36,832	7/1/2024	6/30/2027	\$313,948	\$36,832	\$277,116

POS FY 2025 Report Detail by Agency

Agency	Supplier Name	Contract ID #	Contract Description	Competitive ₁	Payments				Terms				
					General Fund	Federal Fund	Other Fund ₂	Total FY 2024 ₃	Contract Begin Date	Contract Expire Date	Cumulative Contract Total Amount ₄	Cumulative Contract Payments ₅	Cumulative Contract Balance Remaining ₆
Department of Development Services	CONNECTICUT FAMILY SUPPORT NETWORK INC	20DDS5727POS01	Coordinate CT family support activities for families of DDS	Q	\$154,616	\$0	\$0	\$154,616	7/1/2020	6/30/2025	\$654,616	\$623,366	\$31,250
Department of Development Services	CONTINUUM OF CARE INC	21DDS0042RD	Behavior Supports, Clinical	Q	\$551,070	\$0	\$0	\$551,070	7/1/2021	6/30/2024	\$52,120,514	\$47,727,761	\$4,392,753
Department of Development Services	CONTINUUM OF CARE INC	24DDS0050RD	Behavior Supports, Clinical	Q	\$15,567,466	\$341,491	\$0	\$15,908,957	7/1/2024	6/30/2027	\$55,315,482	\$15,908,957	\$39,406,525
Department of Development Services	CORPORATION FOR PUBLIC MANAGEMENT	21DDS0043RD	Community Living Arrangement	Q	\$630,372	\$0	\$0	\$630,372	7/1/2021	6/30/2024	\$37,314,114	\$32,119,556	\$5,194,558
Department of Development Services	CORPORATION FOR PUBLIC MANAGEMENT	24DDS0051RD	Community Living Arrangement	Q	\$14,535,942	\$327,671	\$0	\$14,863,613	7/1/2024	6/30/2027	\$44,563,910	\$14,863,613	\$29,700,297
Department of Development Services	CW RESOURCES INC	21DDS0044RD	Day Support Options	Q	\$804,722	\$0	\$0	\$804,722	7/1/2021	6/30/2024	\$31,566,961	\$27,847,007	\$3,719,954
Department of Development Services	CW RESOURCES INC	24DDS0052RD	Day Support Options	Q	\$9,361,791	\$209,866	\$0	\$9,571,657	7/1/2024	6/30/2027	\$34,036,473	\$9,571,657	\$24,464,816
Department of Development Services	DACS FOUNDATION INC	24DDS0149RD	Day Support Options	Q	\$289,246	\$0	\$0	\$289,246	1/15/2025	6/30/2027	\$3,910,914	\$289,246	\$3,621,668
Department of Development Services	DISABILITY RESOURCE NETWORK	21DDS0045RD	Day Support Options	Q	\$287,771	\$0	\$0	\$287,771	7/1/2021	6/30/2024	\$8,044,794	\$7,927,339	\$117,455
Department of Development Services	DISABILITY RESOURCE NETWORK	24DDS0053RD	Day Support Options	Q	\$1,866,497	\$23,843	\$0	\$1,890,340	7/1/2024	6/30/2027	\$10,442,802	\$1,890,340	\$8,552,462
Department of Development Services	DONALD & MACIE HEALTH LLC	23DDS0148RD	Individualized Home Supports	Q	\$133,958	\$0	\$0	\$133,958	12/8/2023	6/30/2024	\$1,724,507	\$657,396	\$1,067,111
Department of Development Services	DONALD & MACIE HEALTH LLC	24DDS0054RD	Day Support Options	Q	\$1,701,446	\$34,048	\$0	\$1,735,494	7/1/2024	6/30/2027	\$7,772,963	\$1,735,494	\$6,037,469
Department of Development Services	DUNGARVIN CONNECTICUT LLC	21DDS0046RD	Community Living Arrangement	Q	\$589,459	\$0	\$0	\$589,459	7/1/2021	6/30/2024	\$37,923,021	\$35,827,667	\$2,095,354
Department of Development Services	DUNGARVIN CONNECTICUT LLC	24DDS0055RD	CommunityLivingArrangement	Q	\$14,164,710	\$281,971	\$0	\$14,446,681	7/1/2024	6/30/2027	\$49,221,984	\$14,446,681	\$34,775,303
Department of Development Services	EASTER SEAL REHABILITATION CENTER OF	21DDS0047RD	Day Support Options	Q	\$145,816	\$0	\$0	\$145,816	7/1/2021	6/30/2024	\$16,311,542	\$12,850,204	\$3,461,338
Department of Development Services	EASTER SEAL REHABILITATION CENTER OF	24DDS0056RD	Day Support Options	Q	\$5,217,369	\$235,607	\$0	\$5,452,977	7/1/2024	6/30/2027	\$23,125,286	\$5,452,977	\$17,672,309
Department of Development Services	EASTERN COMMUNITY DEVELOPMENT	21DDS0049RD	Community Living Arrangement	Q	\$382,038	\$0	\$0	\$382,038	7/1/2021	6/30/2024	\$25,648,010	\$23,989,797	\$1,658,213
Department of Development Services	EASTERN COMMUNITY DEVELOPMENT	24DDS0058RD	CommunityLivingArrangement	Q	\$9,470,475	\$207,009	\$0	\$9,677,484	7/1/2024	6/30/2027	\$31,091,665	\$9,677,484	\$21,414,181
Department of Development Services	EASTERSEALS CAPITAL REGION & EASTERN	21DDS0048RD	Day Support Options	Q	\$7,057	\$0	\$0	\$7,057	7/1/2021	6/30/2024	\$7,570,916	\$6,546,328	\$1,024,588
Department of Development Services	EASTERSEALS CAPITAL REGION & EASTERN	24DDS0057RD	Day Support Options	Q	\$2,074,493	\$25,888	\$0	\$2,100,381	7/1/2024	6/30/2027	\$8,770,559	\$2,100,381	\$6,670,178
Department of Development Services	EDADVANCE	21DDS0050RD	Clinical Behavioral Supports	Q	\$56,329	\$0	\$0	\$56,329	7/1/2021	6/30/2024	\$7,041,597	\$2,610,939	\$4,430,658
Department of Development Services	EDADVANCE	24DDS0059RD	Behavior Supports, Clinical	Q	\$791,428	\$17,531	\$0	\$808,959	7/1/2024	6/30/2027	\$4,124,045	\$808,959	\$3,315,086
Department of Development Services	EDUCATIONAL CONSULTANTS GROUP	24DDS0060RD	Continuous Residential Supports	Q	\$543,526	\$8,398	\$0	\$551,924	7/1/2024	6/30/2027	\$1,737,277	\$551,924	\$1,185,353
Department of Development Services	ENTREPRENEUR CONNECT INC	23DDS0149RD	Day Support Options	Q	\$130,986	\$0	\$0	\$130,986	1/1/2024	6/30/2024	\$750,211	\$488,594	\$261,617

POS FY 2025 Report Detail by Agency

Agency	Supplier Name	Contract ID #	Contract Description	Competitive ₁	Payments				Terms				
					General Fund	Federal Fund	Other Fund ₂	Total FY 2024 ₃	Contract Begin Date	Contract Expire Date	Cumulative Contract Total Amount ₄	Cumulative Contract Payments ₅	Cumulative Contract Balance Remaining ₆
Department of Development Services	ENTREPRENEUR CONNECT INC	24DDS0062RD	Day Support Options	Q	\$1,889,898	\$45,980	\$0	\$1,935,878	7/1/2024	6/30/2027	\$5,167,285	\$1,935,878	\$3,231,407
Department of Development Services	EPRINE COMMUNITY SERVICES	21DDS0137RD	Day Support Options	Q	\$142,227	\$0	\$0	\$142,227	10/1/2021	6/30/2024	\$2,677,358	\$2,436,185	\$241,173
Department of Development Services	EPRINE COMMUNITY SERVICES	24DDS0063RD	Day Support Options	Q	\$1,231,046	\$30,326	\$0	\$1,261,372	7/1/2024	6/30/2027	\$5,146,898	\$1,261,372	\$3,885,526
Department of Development Services	FAMILY OPTIONS	21DDS0053RD	Community Living Arrangement	Q	\$119,133	\$0	\$0	\$119,133	7/1/2021	6/30/2024	\$17,634,206	\$16,326,688	\$1,307,518
Department of Development Services	FAMILY OPTIONS	24DDS7241RD	CommunityLivingArrangement	Q	\$5,740,341	\$137,981	\$0	\$5,878,322	7/1/2024	6/30/2027	\$19,900,597	\$5,878,322	\$14,022,275
Department of Development Services	FAMILY PARTNERSHIP OF CT LLC	21DDS0054RD	Day Support Options	Q	\$103,623	\$0	\$0	\$103,623	7/1/2021	6/30/2024	\$5,393,362	\$5,268,075	\$125,287
Department of Development Services	FAMILY PARTNERSHIP OF CT LLC	24DDS0065RD	Day Support Options	Q	\$2,165,113	\$50,188	\$0	\$2,215,301	7/1/2024	6/30/2027	\$7,151,150	\$2,215,301	\$4,935,849
Department of Development Services	FAMILY SUPPORT TEAM LLC	21DDS0055RD	Day Support Options	Q	\$34,219	\$0	\$0	\$34,219	7/1/2021	6/30/2024	\$1,903,867	\$1,770,704	\$133,163
Department of Development Services	FAMILY SUPPORT TEAM LLC	24DDS0066RD	Day Support Options	Q	\$791,386	\$16,224	\$0	\$807,610	7/1/2024	6/30/2027	\$3,634,323	\$807,610	\$2,826,713
Department of Development Services	FRIENDS OF NEW MILFORD INC	21DDS0056RD	Community Living Arrangement	Q	\$41,295	\$0	\$0	\$41,295	7/1/2021	6/30/2024	\$3,833,152	\$3,623,708	\$209,444
Department of Development Services	FRIENDS OF NEW MILFORD INC	24DDS0067RD	CommunityLivingArrangement	Q	\$1,331,855	\$30,288	\$0	\$1,362,143	7/1/2024	6/30/2027	\$4,673,106	\$1,362,143	\$3,310,963
Department of Development Services	FUTURES INC	21DDS0057RD	Day Support Options	Q	\$196,569	\$0	\$0	\$196,569	7/1/2021	6/30/2024	\$7,302,127	\$7,091,717	\$210,410
Department of Development Services	FUTURES INC	24DDS0068POS01	Day Support Options	Q	\$2,930,419	\$68,140	\$0	\$2,998,559	7/1/2024	6/30/2027	\$10,637,136	\$2,998,559	\$7,638,577
Department of Development Services	G I L FOUNDATION INC	21DDS0058RD	Community Living Arrangement	Q	\$140,364	\$0	\$0	\$140,364	7/1/2021	6/30/2024	\$17,039,771	\$16,166,933	\$872,838
Department of Development Services	G I L FOUNDATION INC	24DDS0069RD	Community Living Arrangement	Q	\$5,585,992	\$132,073	\$0	\$5,718,065	7/1/2024	6/30/2027	\$18,550,070	\$5,718,065	\$12,832,005
Department of Development Services	GOOD LIFE RESIDENTIAL LLC	21DDS0060RD	Behavior Supports, Clinical	Q	\$111,710	\$0	\$0	\$111,710	7/1/2021	6/30/2024	\$5,173,891	\$3,802,168	\$1,371,723
Department of Development Services	GOOD LIFE RESIDENTIAL LLC	24DDS0072RD	Behavior Supports, Clinical	Q	\$1,893,773	\$45,851	\$0	\$1,939,624	7/1/2024	6/30/2027	\$7,107,643	\$1,939,624	\$5,168,019
Department of Development Services	GOODWILL INDUSTRIES OF SOUTHERN	21DDS0061RD	Day Support Options	Q	\$176,204	\$0	\$0	\$176,204	7/1/2021	6/30/2024	\$13,098,389	\$11,056,718	\$2,041,671
Department of Development Services	GOODWILL INDUSTRIES OF SOUTHERN	24DDS0073RD	Day Support Options	Q	\$3,494,403	\$79,667	\$0	\$3,574,070	7/1/2024	6/30/2027	\$13,280,509	\$3,574,070	\$9,706,439
Department of Development Services	GOODWILL OF WESTERN AND NORTHERN	21DDS0062RD	Day Support Options	Q	\$96,961	\$0	\$0	\$96,961	7/1/2021	6/30/2024	\$12,957,486	\$10,831,168	\$2,126,318
Department of Development Services	GOODWILL OF WESTERN AND NORTHERN	24DDS0074RD	Day Support Options	Q	\$3,509,169	\$78,383	\$0	\$3,587,552	7/1/2024	6/30/2027	\$14,973,939	\$3,587,552	\$11,386,387
Department of Development Services	GREEN CHIMNEYS CHILDREN SERVICES INC	21DDS0063RD	Community Living Arrangement	Q	\$1,311	\$0	\$0	\$1,311	7/1/2021	6/30/2024	\$2,591,820	\$2,316,467	\$275,353
Department of Development Services	GREEN CHIMNEYS CHILDREN SERVICES INC	24DDS0075RD	CommunityLivingArrangement	Q	\$380,383	\$6,308	\$0	\$386,691	7/1/2024	6/30/2027	\$2,177,962	\$386,691	\$1,791,271
Department of Development Services	GROWERS INC	21DDS0059RD	Group Supported Employment	Q	\$29,450	\$0	\$0	\$29,450	7/1/2021	6/30/2024	\$2,769,571	\$2,604,499	\$165,072

POS FY 2025 Report Detail by Agency

Agency	Supplier Name	Contract ID #	Contract Description	Competitive ₁	Payments				Terms				
					General Fund	Federal Fund	Other Fund ₂	Total FY 2024 ₃	Contract Begin Date	Contract Expire Date	Cumulative Contract Total Amount ₄	Cumulative Contract Payments ₅	Cumulative Contract Balance Remaining ₆
Department of Development Services	GROWERS INC	24DDS0070RD	Group Supported Employment	Q	\$930,895	\$21,256	\$0	\$952,151	7/1/2024	6/30/2027	\$2,765,849	\$952,151	\$1,813,698
Department of Development Services	GT INDEPENDENCE	23DDS6947OT	Admin Fees(PMPM)-Residential	Y	\$6,484,571	\$0	\$0	\$6,484,571	9/1/2023	8/31/2026	\$33,829,586	\$8,867,041	\$24,962,545
Department of Development Services	GUIDE INC	21DDS0064RD	Day Support Options	Q	\$50,922	\$0	\$0	\$50,922	7/1/2021	6/30/2024	\$8,029,324	\$7,273,849	\$755,475
Department of Development Services	GUIDE INC	24DDS0076RD	Day Support Options	Q	\$2,690,820	\$61,648	\$0	\$2,752,468	7/1/2024	6/30/2027	\$9,609,783	\$2,752,468	\$6,857,315
Department of Development Services	HARC INC	21DDS0065RD	Community Living Arrangement	Q	\$649,389	\$0	\$0	\$649,389	7/1/2021	6/30/2024	\$49,464,812	\$45,602,614	\$3,862,198
Department of Development Services	HARC INC	24DDS0077RD	Day Support Options	Q	\$18,971,918	\$385,990	\$0	\$19,357,908	7/1/2024	6/30/2027	\$58,196,954	\$19,357,908	\$38,839,046
Department of Development Services	HART UNITED INC	21DDS0066RD	Community Living Arrangement	Q	\$271,879	\$0	\$0	\$271,879	7/1/2021	6/30/2024	\$29,769,933	\$27,729,189	\$2,040,744
Department of Development Services	HART UNITED INC	24DDS0078RDRD	CommunityLivingArrangement	Q	\$9,986,630	\$216,896	\$0	\$10,203,526	7/1/2024	6/30/2027	\$33,625,014	\$10,203,526	\$23,421,488
Department of Development Services	HEARTBEET LIFESHARING INC	22DDS0144NS	Non-Standard Residential Services	Q	\$25,081	\$0	\$0	\$25,081	7/1/2022	6/30/2024	\$649,612	\$584,892	\$64,720
Department of Development Services	HEARTBEET LIFESHARING INC	24DDS0003NS	Non-Standard POS Residential Services	Q	\$285,634	\$0	\$0	\$285,634	7/1/2024	6/30/2027	\$1,006,675	\$285,634	\$721,041
Department of Development Services	HELPING PEOPLE EXCEL INC	21DDS0067RD	Clinical Behavior Supports	Q	\$229,295	\$0	\$0	\$229,295	7/1/2021	6/30/2024	\$16,803,081	\$16,097,053	\$706,028
Department of Development Services	HELPING PEOPLE EXCEL INC	24DDS0079RD	Behavior Supports, Clinical	Q	\$6,022,173	\$145,398	\$0	\$6,167,571	7/1/2024	6/30/2027	\$21,004,252	\$6,167,571	\$14,836,681
Department of Development Services	HISPANIC COALITION OF GREATER WATERBURY	21DDS0068RD	Day Support Options	Q	\$70,855	\$0	\$0	\$70,855	7/1/2021	6/30/2024	\$3,324,608	\$3,194,312	\$130,296
Department of Development Services	HISPANIC COALITION OF GREATER WATERBURY	24DDS0080RD	Day Support Options	Q	\$1,270,935	\$31,239	\$0	\$1,302,174	7/1/2024	6/30/2027	\$4,606,898	\$1,302,174	\$3,304,724
Department of Development Services	HORIZONS PROGRAMS INC	21DDS0069RD	Community Living Arrangement	Q	\$794,190	\$0	\$0	\$794,190	7/1/2021	6/30/2024	\$37,917,285	\$35,912,431	\$2,004,854
Department of Development Services	HORIZONS PROGRAMS INC	24DDS0081RD	Community Living Arrangement	Q	\$13,064,135	\$292,436	\$0	\$13,356,571	7/1/2024	6/30/2027	\$47,386,010	\$13,356,571	\$34,029,439
Department of Development Services	HUMANIDAD INC	21DDS0070RD	Community Living Arrangement	Q	\$139,899	\$0	\$0	\$139,899	7/1/2021	6/30/2024	\$13,395,494	\$12,242,255	\$1,153,239
Department of Development Services	HUMANIDAD INC	24DDS0082RD	Community Living Arrangement	Q	\$4,772,303	\$107,620	\$0	\$4,879,923	7/1/2024	6/30/2027	\$16,414,133	\$4,879,923	\$11,534,210
Department of Development Services	ICES INC	21DDS0071RD	Clinical Behavior Supports	Q	\$747,513	\$0	\$0	\$747,513	7/1/2021	6/30/2024	\$54,967,416	\$51,345,678	\$3,621,738
Department of Development Services	ICES INC	24DDS0083RD	Behavior Supports, Clinical	Q	\$19,859,197	\$416,344	\$0	\$20,275,541	7/1/2024	6/30/2027	\$65,041,880	\$20,275,541	\$44,766,339
Department of Development Services	INCLUSION FIRST LLC	21DDS0072RD	Day Support Options	Q	\$23,426	\$0	\$0	\$23,426	7/1/2021	6/30/2024	\$2,201,871	\$1,835,243	\$366,628
Department of Development Services	INCLUSION FIRST LLC	24DDS0084RD	Behavior Supports, Clinical	Q	\$720,700	\$16,190	\$0	\$736,890	7/1/2024	6/30/2027	\$2,952,663	\$736,890	\$2,215,773
Department of Development Services	JEWISH ASSOCIATION FOR COMMUNITY LIVING	21DDS0073RD	Community Living Arrangement	Q	\$121,267	\$0	\$0	\$121,267	7/1/2021	6/30/2024	\$14,430,758	\$13,469,021	\$961,737
Department of Development Services	JEWISH ASSOCIATION FOR COMMUNITY LIVING	24DDS0085RD	Community Living Arrangement	Q	\$5,257,540	\$123,573	\$0	\$5,381,113	7/1/2024	6/30/2027	\$16,557,716	\$5,381,113	\$11,176,603

POS FY 2025 Report Detail by Agency

Agency	Supplier Name	Contract ID #	Contract Description	Competitive ₁	Payments				Terms				
					General Fund	Federal Fund	Other Fund ₂	Total FY 2024 ₃	Contract Begin Date	Contract Expire Date	Cumulative Contract Total Amount ₄	Cumulative Contract Payments ₅	Cumulative Contract Balance Remaining ₆
Department of Development Services	JEWISH ASSOCIATION FOR RESIDENTIAL CARE	22DDS0145NS	Non Standard Residential Services	Q	\$8,976	\$0	\$0	\$8,976	7/1/2022	6/30/2024	\$256,629	\$140,147	\$116,482
Department of Development Services	JEWISH ASSOCIATION FOR RESIDENTIAL CARE	24DDS0004NS	Non Standard Residential	Q	\$73,293	\$0	\$0	\$73,293	7/1/2024	6/30/2027	\$352,278	\$73,293	\$278,985
Department of Development Services	JOURNEY FOUND INC	21DDS0074RD	Community Living Arrangements	Q	\$365,700	\$0	\$0	\$365,700	7/1/2021	6/30/2024	\$46,984,517	\$43,235,842	\$3,748,675
Department of Development Services	JOURNEY FOUND INC	24DDS0086RD	Community Living Arrangement	Q	\$15,031,344	\$345,014	\$0	\$15,376,358	7/1/2024	6/30/2027	\$49,386,893	\$15,376,358	\$34,010,535
Department of Development Services	JUDGE ROTENBERG EDUCATIONAL CENTER INC	22DDS0146NS	Non Standard Residential Services	Q	\$28,707	\$0	\$0	\$28,707	8/1/2022	6/30/2024	\$760,116	\$544,599	\$215,517
Department of Development Services	JUDGE ROTENBERG EDUCATIONAL CENTER INC	24DDS0005NS	Non-Standard POS Residential Services	Q	\$299,120	\$0	\$0	\$299,120	7/1/2024	6/30/2027	\$1,151,957	\$299,120	\$852,837
Department of Development Services	KENCREST SERVICES	21DDS0075RD	Day Support Options	Q	\$273,100	\$0	\$0	\$273,100	7/1/2021	6/30/2024	\$27,101,807	\$24,694,240	\$2,407,567
Department of Development Services	KENCREST SERVICES	24DDS0087RD	Behavior Supports, Clinical	Q	\$7,889,812	\$186,870	\$0	\$8,076,682	7/1/2024	6/30/2027	\$28,610,811	\$8,076,682	\$20,534,129
Department of Development Services	KEY HUMAN SERVICES INC	21DDS0077RD	Behavior Supports, Clinical	Q	\$508,513	\$0	\$0	\$508,513	7/1/2021	6/30/2024	\$81,646,743	\$76,624,784	\$5,021,959
Department of Development Services	KEY HUMAN SERVICES INC	24DDS0089RD	Behavior Supports, Clinical	Q	\$22,280,545	\$470,688	\$0	\$22,751,233	7/1/2024	6/30/2027	\$92,165,505	\$22,751,233	\$69,414,272
Department of Development Services	KUHN EMPLOYMENT OPPORTUNITIES INC	21DDS0078RD	Day Support Options	Q	\$99,442	\$0	\$0	\$99,442	7/1/2021	6/30/2024	\$11,126,247	\$9,602,127	\$1,524,120
Department of Development Services	KUHN EMPLOYMENT OPPORTUNITIES INC	24DDS0090RD	Day Support Options	Q	\$2,916,705	\$62,200	\$0	\$2,978,905	7/1/2024	6/30/2027	\$12,511,438	\$2,978,905	\$9,532,533
Department of Development Services	LAKESIDE NEUROLOGIC	22DDS0147NS	Non Standard Residential Services	Q	\$474,518	\$0	\$0	\$474,518	8/2/2022	6/30/2024	\$26,429,359	\$10,717,295	\$15,712,064
Department of Development Services	LAKESIDE NEUROLOGIC	24DDS0006NS	Non Standard Residential	Q	\$5,843,410	\$0	\$0	\$5,843,410	7/1/2024	6/30/2027	\$29,872,716	\$5,843,410	\$24,029,306
Department of Development Services	LATHAM CENTERS INC	22DDS0148NS	Non-Standard Residential Services	Q	\$169,709	\$0	\$0	\$169,709	11/1/2022	6/30/2024	\$5,368,342	\$3,243,670	\$2,124,672
Department of Development Services	LATHAM CENTERS INC	24DDS0007NS	Non-Standard POS Residential Services	Q	\$1,962,515	\$0	\$0	\$1,962,515	7/1/2024	6/30/2027	\$7,910,426	\$1,962,515	\$5,947,911
Department of Development Services	LIFE NEEDS COOP INC	21DDS0079RD	Continuous Residential Supports	Q	\$28,572	\$0	\$0	\$28,572	7/1/2021	6/30/2024	\$3,239,009	\$3,037,172	\$201,837
Department of Development Services	LIFE NEEDS COOP INC	24DDS0091RD	Continuous Residential Supports	Q	\$959,864	\$24,376	\$0	\$984,240	7/1/2024	6/30/2027	\$3,535,034	\$984,240	\$2,550,794
Department of Development Services	LIFE-SKILLS INC	21DDS0133RD	Day Support Option	Q	\$8,913	\$0	\$0	\$8,913	9/1/2021	6/30/2024	\$803,048	\$686,060	\$116,988
Department of Development Services	LIFECONNECTIONS SPECIALIZED SUPPORT	23DDS6948OT	Multidisciplinary Outpatient Evaluation Clinic	N	\$5,000	\$0	\$0	\$5,000	7/1/2023	6/30/2026	\$75,000	\$20,000	\$55,000
Department of Development Services	LIVING INNOVATIONS SUPPORT SERVICES INC	21DDS0081RD	Community Companion Home	Q	\$51,269	\$0	\$0	\$51,269	7/1/2021	4/29/2025	\$1,172,549	\$634,464	\$538,085
Department of Development Services	LUMIBILITY INC	21DDS0106RD	Day Support Options	Q	\$412,950	\$0	\$0	\$412,950	7/1/2021	6/30/2024	\$20,657,015	\$19,389,883	\$1,267,132
Department of Development Services	LUMIBILITY INC	24DDS0120RD	Day Support Options	Q	\$6,467,224	\$144,339	\$0	\$6,611,563	7/1/2024	6/30/2027	\$26,846,819	\$6,611,563	\$20,235,256
Department of Development Services	MARC COMMUNITY RESOURCES LTD	21DDS0082RD	Community Living Arrangement	Q	\$447,088	\$97,430	\$0	\$544,518	7/1/2021	6/30/2024	\$32,753,240	\$29,295,432	\$3,457,808

POS FY 2025 Report Detail by Agency

Agency	Supplier Name	Contract ID #	Contract Description	Competitive ₁	Payments				Terms				
					General Fund	Federal Fund	Other Fund ₂	Total FY 2024 ₃	Contract Begin Date	Contract Expire Date	Cumulative Contract Total Amount ₄	Cumulative Contract Payments ₅	Cumulative Contract Balance Remaining ₆
Department of Development Services	MARC COMMUNITY RESOURCES LTD	24DDS0094RD	CommunityLivingArrangement	Q	\$11,018,892	\$418,749	\$0	\$11,437,641	7/1/2024	6/30/2027	\$41,358,936	\$11,437,641	\$29,921,295
Department of Development Services	MARC INC OF MANCHESTER	21DDS0083RD	Community Living Arrangement	Q	\$948,633	\$0	\$0	\$948,633	7/1/2021	6/30/2024	\$44,513,118	\$41,656,076	\$2,857,042
Department of Development Services	MARC INC OF MANCHESTER	24DDS0095RD	Community Living Arrangement	Q	\$14,873,088	\$418,386	\$0	\$15,291,474	7/1/2024	6/30/2027	\$50,185,195	\$15,291,474	\$34,893,721
Department of Development Services	MARCH INC OF MANCHESTER	21DDS0084RD	Community Living Arrangements	Q	\$269,053	\$0	\$0	\$269,053	7/1/2021	6/30/2024	\$27,717,797	\$26,402,440	\$1,315,357
Department of Development Services	MARCH INC OF MANCHESTER	24DDS0096RD	Community Living Arrangement	Q	\$8,671,975	\$180,016	\$0	\$8,851,991	7/1/2024	6/30/2027	\$29,953,128	\$8,851,991	\$21,101,137
Department of Development Services	MARRAKECH HOUSING OPTIONS INC	21DDS0140RD	Clinical Behavior Supports	Q	\$667,344	\$0	\$0	\$667,344	9/3/2021	6/30/2024	\$88,723,544	\$82,834,270	\$5,889,274
Department of Development Services	MARRAKECH HOUSING OPTIONS INC	24DDS0097RD	Behavior Supports, Clinical	Q	\$32,277,599	\$965,360	\$0	\$33,242,960	7/1/2024	6/30/2027	\$103,848,357	\$33,242,960	\$70,605,397
Department of Development Services	MARTHA LLOYD SCHOOL INC	22DDS0149NS	Non-Standard Residential Services	Q	\$11,309	\$0	\$0	\$11,309	9/1/2022	6/30/2024	\$397,768	\$261,092	\$136,676
Department of Development Services	MARTHA LLOYD SCHOOL INC	24DDS0008NS	Non Standard Residential	Q	\$153,984	\$0	\$0	\$153,984	7/1/2024	6/30/2027	\$442,398	\$153,984	\$288,414
Department of Development Services	MERZWA ENTERPRISE INC	22DDS0150NS	Non Standard Residential Services	Q	\$20,442	\$0	\$0	\$20,442	7/1/2022	6/30/2024	\$452,338	\$452,337	\$1
Department of Development Services	MERZWA ENTERPRISE INC	24DDS0009NS	Non Standard Residential	Q	\$186,719	\$0	\$0	\$186,719	7/1/2024	6/30/2027	\$856,403	\$186,719	\$669,684
Department of Development Services	MIDSTATE ARC INC	21DDS0086RD	Behavior Supports, Clinical	Q	\$753,097	\$0	\$0	\$753,097	7/1/2021	6/30/2024	\$52,063,104	\$47,472,638	\$4,590,466
Department of Development Services	MIDSTATE ARC INC	23DDS6932AT	Assistive Tech-Residential	N	\$47,250	\$0	\$0	\$47,250	5/15/2024	5/14/2026	\$140,000	\$47,250	\$92,750
Department of Development Services	MIDSTATE ARC INC	24DDS0099RD	Behavior Supports, Clinical	Q	\$17,539,821	\$367,047	\$0	\$17,906,868	7/1/2024	6/30/2027	\$58,933,450	\$17,906,868	\$41,026,582
Department of Development Services	MOSAIC	21DDS0088RD	Community Living Arrangement	Q	\$935,487	\$0	\$0	\$935,487	7/1/2021	6/30/2024	\$93,635,996	\$88,001,011	\$5,634,985
Department of Development Services	MOSAIC	24DDS0100RD	CommunityLivingArrangement	Q	\$29,372,849	\$648,759	\$0	\$30,021,608	7/1/2024	6/30/2027	\$98,473,330	\$30,021,608	\$68,451,722
Department of Development Services	NAFI CONNECTICUT INC	21DDS0095POS01	Behavior Supports, Clinical	Q	\$149,354	\$0	\$0	\$149,354	7/1/2021	6/30/2024	\$8,619,873	\$7,571,734	\$1,048,139
Department of Development Services	NAFI CONNECTICUT INC	24DDS0107RD	Behavior Supports, Clinical	Q	\$2,543,897	\$58,985	\$0	\$2,602,882	7/1/2024	6/30/2027	\$9,756,230	\$2,602,882	\$7,153,348
Department of Development Services	NETWORK INC	21DDS0089RD	Behavior Supports, Clinical	Q	\$461,643	\$0	\$0	\$461,643	7/1/2021	6/30/2024	\$78,314,183	\$73,653,001	\$4,661,182
Department of Development Services	NETWORK INC	24DDS0101RD	Behavior Supports, Clinical	Q	\$26,212,519	\$585,315	\$0	\$26,797,834	7/1/2024	6/30/2027	\$87,171,358	\$26,797,834	\$60,373,524
Department of Development Services	NEURORESTORATIVE FLORIDA	22DDS0151NS	Non Standard Residential Services	Q	\$143,892	\$0	\$0	\$143,892	10/1/2022	6/30/2024	\$7,524,257	\$4,259,005	\$3,265,252
Department of Development Services	NEURORESTORATIVE FLORIDA	24DDS0010NS	Non-Standard POS Residential Services	Q	\$2,042,137	\$0	\$0	\$2,042,137	7/1/2024	6/30/2027	\$7,435,421	\$2,042,137	\$5,393,284
Department of Development Services	NEW BEGINNINGS FOR LIFE LLC	21DDS0090RD	Continuous Residential Supports	Q	\$150,934	\$0	\$0	\$150,934	7/1/2021	6/30/2024	\$14,501,666	\$13,840,071	\$661,595
Department of Development Services	NEW BEGINNINGS FOR LIFE LLC	24DDS0102RD	ContinuousResidentialSupports	Q	\$4,815,986	\$103,984	\$0	\$4,919,970	7/1/2024	6/30/2027	\$18,379,307	\$4,919,970	\$13,459,337

POS FY 2025 Report Detail by Agency

Agency	Supplier Name	Contract ID #	Contract Description	Competitive ₁	Payments				Terms				
					General Fund	Federal Fund	Other Fund ₂	Total FY 2024 ₃	Contract Begin Date	Contract Expire Date	Cumulative Contract Total Amount ₄	Cumulative Contract Payments ₅	Cumulative Contract Balance Remaining ₆
Department of Development Services	NEW CANAAN GROUP HOME INC	21DDS0091RD	Community Living Arrangement	Q	\$10,438	\$0	\$0	\$10,438	7/1/2021	6/30/2024	\$1,667,356	\$1,577,604	\$89,752
Department of Development Services	NEW CANAAN GROUP HOME INC	24DDS0103RD	Community Living Arrangement	Q	\$539,774	\$13,692	\$0	\$553,466	7/1/2024	6/30/2027	\$1,874,221	\$553,466	\$1,320,755
Department of Development Services	NEW ENGLAND BUSINESS ASSOCIATES INC	21DDS0092RD	Day Support Options	Q	\$53,485	\$0	\$0	\$53,485	7/1/2021	6/30/2024	\$3,165,384	\$2,343,027	\$822,357
Department of Development Services	NEW ENGLAND BUSINESS ASSOCIATES INC	24DDS0104RD	Day Support Options	Q	\$526,048	\$10,636	\$0	\$536,684	7/1/2024	6/30/2027	\$3,595,368	\$536,684	\$3,058,684
Department of Development Services	NEW ENGLAND RESIDENTIAL SERVICES INC	21DDS0093RD	Community Living Arrangement	Q	\$30,247	\$0	\$0	\$30,247	7/1/2021	6/30/2024	\$21,679,771	\$20,010,959	\$1,668,812
Department of Development Services	NEW ENGLAND RESIDENTIAL SERVICES INC	24DDS0105RD	CommunityLivingArrangeme nt	Q	\$7,335,645	\$169,101	\$0	\$7,504,746	7/1/2024	6/30/2027	\$22,939,944	\$7,504,746	\$15,435,198
Department of Development Services	NEW FOUNDATIONS INC	21DDS0094RD	Community Living Arrangement	Q	\$46,759	\$0	\$0	\$46,759	7/1/2021	6/30/2024	\$9,138,004	\$8,478,725	\$659,279
Department of Development Services	NEW FOUNDATIONS INC	24DDS0106RD	Community Living Arrangement	Q	\$2,922,175	\$69,790	\$0	\$2,991,965	7/1/2024	6/30/2027	\$10,050,573	\$2,991,965	\$7,058,608
Department of Development Services	NORTHEAST MEDICAL GROUP INC	23DDS6970CS	Geriatrician Services for Residents of Southbury	E	\$1,400	\$0	\$0	\$1,400	12/1/2023	11/30/2024	\$8,400	\$1,400	\$7,000
Department of Development Services	NORTHEAST MEDICAL GROUP INC	24DDS1020CPSA01	geriatric medical assessments	E	\$1,800	\$0	\$0	\$1,800	12/1/2024	11/30/2026	\$21,600	\$1,800	\$19,800
Department of Development Services	NORTHEAST PLACEMENT SERVICES INC	21DDS0096RD	Behavior Supports, Clinical	Q	\$196,731	\$0	\$0	\$196,731	7/1/2021	6/30/2024	\$15,032,252	\$14,361,139	\$671,113
Department of Development Services	NORTHEAST PLACEMENT SERVICES INC	24DDS0108RD	Community Living Arrangement	Q	\$5,032,749	\$112,229	\$0	\$5,144,978	7/1/2024	6/30/2027	\$17,280,598	\$5,144,978	\$12,135,620
Department of Development Services	ONEWELL OF CONNECTICUT LLC	24DDS0148RD	Individualized Day Supports	Q	\$1,040,297	\$0	\$0	\$1,040,297	1/1/2025	6/30/2027	\$6,434,442	\$1,040,297	\$5,394,145
Department of Development Services	ONLY SMILES ADULT DAY SERVICES LLC	23DDS0151RD	Day Support Options	Q	\$35,289	\$0	\$0	\$35,289	1/1/2024	6/30/2024	\$190,549	\$133,182	\$57,367
Department of Development Services	ONLY SMILES ADULT DAY SERVICES LLC	24DDS0109RD	Day Support Options	Q	\$474,165	\$11,332	\$0	\$485,497	7/1/2024	6/30/2027	\$1,230,991	\$485,497	\$745,494
Department of Development Services	OPPORTUNITY HOUSE INC	21DDS0097RD	Community Living Arrangement	Q	\$83,942	\$0	\$0	\$83,942	7/1/2021	6/30/2024	\$11,743,420	\$11,249,869	\$493,551
Department of Development Services	OPPORTUNITY HOUSE INC	24DDS0110RD	CommunityLivingArrangeme nt	Q	\$4,130,416	\$92,417	\$0	\$4,222,833	7/1/2024	6/30/2027	\$12,812,723	\$4,222,833	\$8,589,890
Department of Development Services	OPPORTUNITY WORKS CONNECTICUT INC	21DDS0098RD	Day Support Options	Q	\$154,774	\$0	\$0	\$154,774	7/1/2021	6/30/2024	\$10,817,433	\$8,816,590	\$2,000,843
Department of Development Services	OPPORTUNITY WORKS CONNECTICUT INC	24DDS0111RD	Day Support Options	Q	\$3,294,032	\$66,730	\$0	\$3,360,762	7/1/2024	6/30/2027	\$10,428,059	\$3,360,762	\$7,067,297
Department of Development Services	OPTIONS UNLIMITED INC	21DDS0099RD	Community Living Arrangements	Q	\$59,668	\$0	\$0	\$59,668	7/1/2021	6/30/2024	\$19,170,186	\$17,864,801	\$1,305,385
Department of Development Services	OPTIONS UNLIMITED INC	24DDS0112RD	Community Living Arrangement	Q	\$6,045,058	\$145,770	\$0	\$6,190,828	7/1/2024	6/30/2027	\$20,267,171	\$6,190,828	\$14,076,343
Department of Development Services	PRIMECARE INC	21DDS0100RD	Community Living Arrangement	Q	\$814,846	\$0	\$0	\$814,846	7/1/2021	6/30/2024	\$61,972,709	\$59,250,880	\$2,721,829
Department of Development Services	PRIMECARE INC	24DDS0113RD	Community Living Arrangement	Q	\$21,149,192	\$479,386	\$0	\$21,628,578	7/1/2024	6/30/2027	\$72,466,912	\$21,628,578	\$50,838,334
Department of Development Services	RELIANCE HEALTH INC	21DDS0101RD	Continuous Residential Supports	Q	\$109,827	\$0	\$0	\$109,827	7/1/2021	6/30/2024	\$7,265,431	\$7,033,405	\$232,026

POS FY 2025 Report Detail by Agency

Agency	Supplier Name	Contract ID #	Contract Description	Competitive ₁	Payments				Terms				
					General Fund	Federal Fund	Other Fund ₂	Total FY 2024 ₃	Contract Begin Date	Contract Expire Date	Cumulative Contract Total Amount ₄	Cumulative Contract Payments ₅	Cumulative Contract Balance Remaining ₆
Department of Development Services	RELiance HEALTH INC	24DDS0114RD	Continuous Residential Support	Q	\$2,910,305	\$65,019	\$0	\$2,975,324	7/1/2024	6/30/2027	\$12,836,896	\$2,975,324	\$9,861,572
Department of Development Services	RESOURCES FOR HUMAN DEVELOPMENT INC	21DDS0102RD	Day Support Options	Q	\$338,437	\$0	\$0	\$338,437	7/1/2021	6/30/2024	\$32,524,679	\$30,386,081	\$2,138,598
Department of Development Services	RESOURCES FOR HUMAN DEVELOPMENT INC	24DDS0115RD	Community Living Arrangement	Q	\$10,559,632	\$240,986	\$0	\$10,800,618	7/1/2024	6/30/2027	\$35,013,987	\$10,800,618	\$24,213,369
Department of Development Services	RIVERBROOK RESIDENCE INC	22DDS0152NS	Non-Standard Residential Services	Q	\$15,821	\$0	\$0	\$15,821	7/1/2022	6/30/2024	\$579,407	\$352,893	\$226,514
Department of Development Services	RIVERBROOK RESIDENCE INC	24DDS0011NS	Non Standard Residential	Q	\$176,623	\$0	\$0	\$176,623	7/1/2024	6/30/2027	\$634,778	\$176,623	\$458,155
Department of Development Services	RMS DEVELOPMENT INC	21DDS0103RD	Emergency Transitional Housing	Y	\$592,697	\$0	\$0	\$592,697	7/1/2021	6/30/2024	\$102,330,149	\$94,809,901	\$7,520,248
Department of Development Services	RMS DEVELOPMENT INC	24DDS0116RD	Behavior Supports, Clinical	Q	\$32,996,452	\$645,348	\$0	\$33,641,799	7/1/2024	6/30/2027	\$113,729,366	\$33,641,799	\$80,087,567
Department of Development Services	ROBIN'S NEST INTERGENERATIONAL	21DDS0104RD	Community Living Arrangement	Q	\$134,072	\$0	\$0	\$134,072	7/1/2021	6/30/2024	\$7,120,299	\$5,738,608	\$1,381,691
Department of Development Services	ROBIN'S NEST INTERGENERATIONAL	24DDS0117RD	Community Living Arrangement	Q	\$2,180,843	\$52,092	\$0	\$2,232,935	7/1/2024	6/30/2027	\$7,084,319	\$2,232,935	\$4,851,384
Department of Development Services	SAFEWAY FAMILY SERVICES LLC	23DDS0152RD	Day Support Options	Q	\$66,571	\$0	\$0	\$66,571	2/1/2024	6/30/2024	\$554,310	\$262,154	\$292,156
Department of Development Services	SAFEWAY FAMILY SERVICES LLC	24DDS0119RD	Day Support Options	Q	\$1,176,738	\$27,917	\$0	\$1,204,655	7/1/2024	6/30/2027	\$4,271,275	\$1,204,655	\$3,066,620
Department of Development Services	SAINT CATHERINE CENTER FOR SPECIAL NEEDS	21DDS0112RD	Day Support Options	Q	\$127,045	\$0	\$0	\$127,045	7/1/2021	6/30/2024	\$3,626,815	\$3,474,449	\$152,366
Department of Development Services	SAINT CATHERINE CENTER FOR SPECIAL NEEDS	24DDS0127RD	Day Support Options	Q	\$1,291,621	\$29,607	\$0	\$1,321,228	7/1/2024	6/30/2027	\$4,304,941	\$1,321,228	\$2,983,713
Department of Development Services	SARAH SENECA RESIDENTIAL SERVICES INC	21DDS0107RD	Community Living Arrangement	Q	\$326,002	\$0	\$0	\$326,002	7/1/2021	6/30/2024	\$28,371,855	\$26,708,341	\$1,663,514
Department of Development Services	SARAH SENECA RESIDENTIAL SERVICES INC	24DDS0121RD	Community Living Arrangement	Q	\$9,611,554	\$217,251	\$0	\$9,828,805	7/1/2024	6/30/2027	\$32,665,098	\$9,828,805	\$22,836,293
Department of Development Services	SARAH TUXIS RESIDENTIAL SERVICES INC	21DDS0108RD	Community Living Arrangement	Q	\$508,474	\$0	\$0	\$508,474	7/1/2021	6/30/2024	\$39,601,283	\$37,363,259	\$2,238,024
Department of Development Services	SARAH TUXIS RESIDENTIAL SERVICES INC	24DDS0122RD	Community Living Arrangement	Q	\$13,181,113	\$322,980	\$0	\$13,504,093	7/1/2024	6/30/2027	\$46,500,163	\$13,504,093	\$32,996,070
Department of Development Services	SEABIRD ENTERPRISES INC	21DDS0109RD	Day Support Options	Q	\$360,952	\$0	\$0	\$360,952	7/1/2021	6/30/2024	\$18,559,481	\$17,832,655	\$726,826
Department of Development Services	SEABIRD ENTERPRISES INC	24DDS0123RD	Day Support Options	Q	\$5,779,183	\$135,178	\$0	\$5,914,361	7/1/2024	6/30/2027	\$23,080,761	\$5,914,361	\$17,166,400
Department of Development Services	SECOND CHANCE HOME CARE LLC	23DDS0150RD	Day Support Options	Q	\$19,149	\$0	\$0	\$19,149	1/1/2024	6/30/2024	\$407,081	\$19,149	\$387,932
Department of Development Services	SECOND CHANCE HOME CARE LLC	24DDS0124RD	Day Support Options	Q	\$351,505	\$6,085	\$0	\$357,590	7/1/2024	6/30/2027	\$1,209,417	\$357,590	\$851,827
Department of Development Services	SHARP TRAINING INC	21DDS0110RD	Day Support Options	Q	\$131,669	\$0	\$0	\$131,669	7/1/2021	6/30/2024	\$15,174,791	\$12,098,521	\$3,076,270
Department of Development Services	SHARP TRAINING INC	24DDS0125RD	Day Support Options	Q	\$3,866,491	\$83,650	\$0	\$3,950,141	7/1/2024	6/30/2027	\$17,802,528	\$3,950,141	\$13,852,387
Department of Development Services	SHRUB OAK INTERNATIONAL SCHOOL LLC	23DDS6879NS	Non Standard Residential Services	Q	\$94,603	\$0	\$0	\$94,603	9/1/2023	6/30/2024	\$1,433,000	\$951,577	\$481,423

POS FY 2025 Report Detail by Agency

Agency	Supplier Name	Contract ID #	Contract Description	Competitive ₁	Payments				Terms				
					General Fund	Federal Fund	Other Fund ₂	Total FY 2024 ₃	Contract Begin Date	Contract Expire Date	Cumulative Contract Total Amount ₄	Cumulative Contract Payments ₅	Cumulative Contract Balance Remaining ₆
Department of Development Services	SHRUB OAK INTERNATIONAL SCHOOL LLC	24DDS0015NS	Non-Standard POS Residential Services	Q	\$671,958	\$0	\$0	\$671,958	7/1/2024	6/30/2027	\$3,743,507	\$671,958	\$3,071,549
Department of Development Services	SISTERS LLC	21DDS0105RD	Day Support Options	Q	\$1,347	\$0	\$0	\$1,347	7/1/2021	6/30/2024	\$3,098,435	\$2,496,800	\$601,635
Department of Development Services	SISTERS LLC	24DDS0118RD	Individualized Home Support	Q	\$931,067	\$20,805	\$0	\$951,872	7/1/2024	6/30/2027	\$4,012,753	\$951,872	\$3,060,881
Department of Development Services	SOUTHEASTERN EMPLOYMENT SERVICES LLC	21DDS0111RD	Day Support Options	Q	\$24,558	\$0	\$0	\$24,558	7/1/2021	6/30/2024	\$2,133,433	\$1,467,476	\$665,957
Department of Development Services	SOUTHEASTERN EMPLOYMENT SERVICES LLC	24DDS0126RD	Day Support Options	Q	\$311,550	\$6,459	\$0	\$318,009	7/1/2024	6/30/2027	\$2,287,188	\$318,009	\$1,969,179
Department of Development Services	SPECIAL OLYMPICS CONNECTICUT INC	21DDS6170POS01	Special Olympics Connecticut	N	\$300,000	\$0	\$0	\$300,000	7/1/2021	6/30/2025	\$1,200,000	\$1,182,500	\$17,500
Department of Development Services	ST FRANCIS HOSPITAL & MEDICAL CENTER	18DDS0105CS	Dental Services	N	\$174,150	\$0	\$0	\$174,150	7/1/2018	6/30/2026	\$1,174,000	\$868,690	\$305,310
Department of Development Services	ST VINCENT'S SPECIAL NEEDS CENTER INC	21DDS0113RD	Community Living Arrangement	Q	\$388,037	\$0	\$0	\$388,037	7/1/2021	6/30/2024	\$34,255,597	\$32,291,781	\$1,963,816
Department of Development Services	ST VINCENT'S SPECIAL NEEDS CENTER INC	22DDS0153NS	Non-Standard Residential Services	Q	\$159,425	\$0	\$0	\$159,425	9/1/2022	6/30/2024	\$817,027	\$556,638	\$260,389
Department of Development Services	ST VINCENT'S SPECIAL NEEDS CENTER INC	24DDS0012NS	Non Standard Residential	Q	\$351,234	\$0	\$0	\$351,234	7/1/2024	6/30/2027	\$4,112,004	\$351,234	\$3,760,770
Department of Development Services	ST VINCENT'S SPECIAL NEEDS CENTER INC	24DDS0128RD	Community Living Arrangement	Q	\$11,057,596	\$276,217	\$0	\$11,333,813	7/1/2024	6/30/2027	\$39,987,315	\$11,333,813	\$28,653,502
Department of Development Services	STAR INC LIGHTING THE WAY	21DDS0114RD	Community Living Arrangement	Q	\$483,800	\$0	\$0	\$483,800	7/1/2021	6/30/2024	\$44,474,628	\$41,192,879	\$3,281,749
Department of Development Services	STAR INC LIGHTING THE WAY	23DDS6931AT	Assistive Tech-Residential	N	\$110,250	\$0	\$0	\$110,250	5/15/2024	5/14/2026	\$200,000	\$110,250	\$89,750
Department of Development Services	STAR INC LIGHTING THE WAY	24DDS0129RD	Community Living Arrangement	Q	\$14,647,574	\$322,290	\$0	\$14,969,864	7/1/2024	6/30/2027	\$51,730,567	\$14,969,864	\$36,760,703
Department of Development Services	SUNRISE NORTHEAST INC	21DDS0115RD	Community Living Arrangements	Q	\$66,891	\$0	\$0	\$66,891	7/1/2021	6/30/2024	\$67,505,130	\$52,412,400	\$15,092,730
Department of Development Services	SUNRISE NORTHEAST INC	24DDS0130RD	Community Living Arrangement	Q	\$19,333,252	\$423,652	\$0	\$19,756,904	7/1/2024	6/30/2027	\$71,431,483	\$19,756,904	\$51,674,579
Department of Development Services	SUNSET HILL INC	21DDS0116RD	Community Living Arrangements	Q	\$7,155	\$0	\$0	\$7,155	7/1/2021	6/30/2024	\$1,753,666	\$1,634,502	\$119,164
Department of Development Services	SUNSET HILL INC	24DDS0131RD	Community Living Arrangement	Q	\$587,470	\$13,757	\$0	\$601,227	7/1/2024	6/30/2027	\$1,936,910	\$601,227	\$1,335,683
Department of Development Services	SUNSET SHORES OF MILFORD INC	12DDS0259OT	Administrative Fees	N	\$163,754	\$0	\$0	\$163,754	1/1/2013	5/31/2025	\$26,285,775	\$25,588,381	\$697,394
Department of Development Services	SUNSET SHORES OF MILFORD INC	21DDS0117RD	Day Support Options	Q	\$24,485	\$0	\$0	\$24,485	7/1/2021	6/30/2024	\$2,599,550	\$2,536,990	\$62,560
Department of Development Services	SUNSET SHORES OF MILFORD INC	24DDS0132RD	Day Support Options	Q	\$767,939	\$19,112	\$0	\$787,051	7/1/2024	6/30/2027	\$3,430,252	\$787,051	\$2,643,201
Department of Development Services	THE ARC EASTERN CONNECTICUT	21DDS0012RD	Behavior Supports, Clinical	Q	\$753,137	\$0	\$0	\$753,137	7/1/2021	6/30/2024	\$68,871,788	\$63,382,646	\$5,489,142
Department of Development Services	THE ARC EASTERN CONNECTICUT	24DDS0014RD	Behavior Supports, Clinical	Q	\$21,969,301	\$499,552	\$0	\$22,468,853	7/1/2024	6/30/2027	\$76,610,481	\$22,468,853	\$54,141,628
Department of Development Services	THE ARC OF LITCHFIELD COUNTY INC	21DDS0119RD	Community Living Arrangement	Q	\$326,585	\$0	\$0	\$326,585	7/1/2021	6/30/2024	\$22,956,723	\$20,825,362	\$2,131,361

POS FY 2025 Report Detail by Agency

Agency	Supplier Name	Contract ID #	Contract Description	Competitive ₁	Payments				Terms				
					General Fund	Federal Fund	Other Fund ₂	Total FY 2024 ₃	Contract Begin Date	Contract Expire Date	Cumulative Contract Total Amount ₄	Cumulative Contract Payments ₅	Cumulative Contract Balance Remaining ₆
Department of Development Services	THE ARC OF LITCHFIELD COUNTY INC	24DDS0134RD	Behavior Supports, Clinical	Q	\$8,011,568	\$168,016	\$0	\$8,179,584	7/1/2024	6/30/2027	\$27,972,076	\$8,179,584	\$19,792,492
Department of Development Services	THE ARC OF SOUTHTON INC	21DDS0014RD	Behavior Supports, Clinical	Q	\$158,160	\$0	\$0	\$158,160	7/1/2021	6/30/2024	\$20,359,596	\$18,743,548	\$1,616,048
Department of Development Services	THE ARC OF SOUTHTON INC	24DDS0016RD	Clinical Behavior Supports	Q	\$6,416,214	\$138,756	\$0	\$6,554,970	7/1/2024	6/30/2027	\$21,589,610	\$6,554,970	\$15,034,640
Department of Development Services	THE ARC OF THE FARMINGTON VALLEY INC	21DDS0118RD	Behavior Supports, Clinical	Q	\$1,022,365	\$0	\$0	\$1,022,365	7/1/2021	6/30/2024	\$51,063,752	\$49,168,472	\$1,895,280
Department of Development Services	THE ARC OF THE FARMINGTON VALLEY INC	24DDS0133RD	Clinical Behavior Supports	Q	\$19,230,946	\$401,694	\$0	\$19,632,640	7/1/2024	6/30/2027	\$66,253,953	\$19,632,640	\$46,621,313
Department of Development Services	THE BEAR DEN PROJECT INC	22DDS0154NS	Non Standard Residential Services	Q	\$11,363	\$0	\$0	\$11,363	7/1/2022	6/30/2024	\$442,468	\$279,360	\$163,108
Department of Development Services	THE BEAR DEN PROJECT INC	24DDS0013NS	Non Standard Residential	Q	\$131,799	\$0	\$0	\$131,799	7/1/2024	6/30/2027	\$509,801	\$131,799	\$378,002
Department of Development Services	THE CARING COMMUNITY OF CONNECTICUT INC	21DDS0027RD	Community Living Arrangement	Q	\$628,964	\$0	\$0	\$628,964	7/1/2021	6/30/2024	\$62,976,363	\$59,020,353	\$3,956,010
Department of Development Services	THE CARING COMMUNITY OF CONNECTICUT INC	24DDS0031RD	CommunityLivingArrangement	Q	\$20,404,050	\$464,113	\$0	\$20,868,163	7/1/2024	6/30/2027	\$65,984,633	\$20,868,163	\$45,116,470
Department of Development Services	THE CHILDREN'S CENTER OF HAMDEN INC	24DDS0040RD	CommunityLivingArrangement	Q	\$1,152,562	\$13,434	\$0	\$1,165,996	7/1/2024	6/30/2027	\$4,497,036	\$1,165,996	\$3,331,040
Department of Development Services	THE CONNECTICUT INSTITUTE FOR THE BLIND	21DDS0041RD	Clinical Response Team	Y	\$745,796	\$0	\$0	\$745,796	7/1/2021	6/30/2024	\$139,691,548	\$127,699,062	\$11,992,487
Department of Development Services	THE CONNECTICUT INSTITUTE FOR THE BLIND	23DDS6930AT	Assistive Tech-Residential	N	\$319,500	\$0	\$0	\$319,500	5/15/2024	5/14/2026	\$660,000	\$319,500	\$340,500
Department of Development Services	THE CONNECTICUT INSTITUTE FOR THE BLIND	24DDS0049RD	CommunityLivingArrangement	Q	\$48,382,204	\$998,411	\$0	\$49,380,615	7/1/2024	6/30/2027	\$148,017,209	\$49,380,615	\$98,636,594
Department of Development Services	THE DEVEREUX FOUNDATION	22DDS0143POS01	Non-standard Residential Services	Q	\$14,593	\$0	\$0	\$14,593	8/1/2022	6/30/2024	\$434,212	\$313,414	\$120,798
Department of Development Services	THE DEVEREUX FOUNDATION	24DDS0002NS	Non-Standard POS Residential Services	Q	\$173,126	\$0	\$0	\$173,126	7/1/2024	6/30/2027	\$601,870	\$173,126	\$428,744
Department of Development Services	THE KENNEDY COLLECTIVE INC	21DDS0076RD	Clinical Behavior Supports	Q	\$324,289	\$0	\$0	\$324,289	7/1/2021	6/30/2024	\$85,040,578	\$69,220,155	\$15,820,423
Department of Development Services	THE KENNEDY COLLECTIVE INC	24DDS0088RD	Behavior Supports, Clinical	Q	\$23,418,728	\$475,490	\$0	\$23,894,218	7/1/2024	6/30/2027	\$88,378,018	\$23,894,218	\$64,483,800
Department of Development Services	THE LIGHTHOUSE VOC-ED CENTER INC	21DDS0080RD	Day Support Options	Q	\$61,230	\$0	\$0	\$61,230	7/1/2021	6/30/2024	\$4,763,312	\$4,703,189	\$60,123
Department of Development Services	THE LIGHTHOUSE VOC-ED CENTER INC	24DDS0093RD	Day Support Options	Q	\$2,633,264	\$49,522	\$0	\$2,682,786	7/1/2024	6/30/2027	\$8,122,429	\$2,682,786	\$5,439,643
Department of Development Services	THE WEST HAVEN COMMUNITY HOUSE	21DDS0128RD	Community Living Arrangement	Q	\$188,541	\$0	\$0	\$188,541	7/1/2021	6/30/2024	\$14,437,449	\$13,748,383	\$689,066
Department of Development Services	THE WEST HAVEN COMMUNITY HOUSE	24DDS0143RD	Community Living Arrangement	Q	\$5,476,889	\$124,988	\$0	\$5,601,877	7/1/2024	6/30/2027	\$17,663,228	\$5,601,877	\$12,061,351
Department of Development Services	TRANSITIONAL EMPLOYMENT UNLIMITED	21DDS0120RD	Day Support Options	Q	\$28,328	\$0	\$0	\$28,328	7/1/2021	6/30/2024	\$2,412,195	\$2,233,280	\$178,915
Department of Development Services	TRANSITIONAL EMPLOYMENT UNLIMITED	24DDS0136RD	Individualized Home Support	Q	\$725,987	\$16,938	\$0	\$742,925	7/1/2024	6/30/2027	\$2,945,779	\$742,925	\$2,202,854
Department of Development Services	TRANSITIONCT	21DDS0136RD	Day Support	Q	\$202,936	\$0	\$0	\$202,936	10/1/2021	6/30/2024	\$4,478,194	\$4,077,056	\$401,138

POS FY 2025 Report Detail by Agency

Agency	Supplier Name	Contract ID #	Contract Description	Competitive ₁	Payments				Terms				
					General Fund	Federal Fund	Other Fund ₂	Total FY 2024 ₃	Contract Begin Date	Contract Expire Date	Cumulative Contract Total Amount ₄	Cumulative Contract Payments ₅	Cumulative Contract Balance Remaining ₆
Department of Development Services	TRANSITIONCT	24DDS0135RD	Day Support Options	Q	\$1,940,741	\$44,758	\$0	\$1,985,499	7/1/2024	6/30/2027	\$6,894,850	\$1,985,499	\$4,909,351
Department of Development Services	TURNING LEAF AGENCY CORP	21DDS0121RD	Continuous Residential Supports	Q	\$194,804	\$0	\$0	\$194,804	7/1/2021	6/30/2024	\$10,760,363	\$9,321,225	\$1,439,138
Department of Development Services	TURNING LEAF AGENCY CORP	24DDS0137RD	Community Living Arrangement	Q	\$4,117,881	\$97,502	\$0	\$4,215,383	7/1/2024	6/30/2027	\$15,624,646	\$4,215,383	\$11,409,263
Department of Development Services	UNITED CEREBRAL PALSY ASSOCIATION	21DDS0122RD	Behavior Supports, Clinical	Q	\$213,843	\$0	\$0	\$213,843	7/1/2021	6/30/2024	\$12,512,098	\$11,699,688	\$812,410
Department of Development Services	UNITED CEREBRAL PALSY ASSOCIATION	24DDS0138RD	Behavior Supports, Clinical	Q	\$4,518,423	\$91,130	\$0	\$4,609,553	7/1/2024	6/30/2027	\$16,570,502	\$4,609,553	\$11,960,949
Department of Development Services	UNITY PROJECT INC	22DDS6466NS	Non Standard Residential Services	Q	\$17,120	\$0	\$0	\$17,120	7/1/2022	6/30/2024	\$511,020	\$396,546	\$114,474
Department of Development Services	UNITY PROJECT INC	24DDS0014NS	Non Standard Residential	Q	\$195,265	\$0	\$0	\$195,265	7/1/2024	6/30/2027	\$702,233	\$195,265	\$506,968
Department of Development Services	VIABILITY INC	21DDS0124RD	Behavior Supports, Clinical	Q	\$288,120	\$0	\$0	\$288,120	7/1/2021	6/30/2024	\$16,718,757	\$14,142,059	\$2,576,698
Department of Development Services	VIABILITY INC	24DDS0139RD	Behavior Supports, Clinical	Q	\$4,565,241	\$102,133	\$0	\$4,667,374	7/1/2024	6/30/2027	\$18,484,676	\$4,667,374	\$13,817,302
Department of Development Services	VINFEN CORPORATION OF CONNECTICUT INC	21DDS0125RD	Behavior Supports, Clinical	Q	\$902,760	\$0	\$0	\$902,760	7/1/2021	6/30/2024	\$65,081,357	\$60,339,085	\$4,742,272
Department of Development Services	VINFEN CORPORATION OF CONNECTICUT INC	24DDS0140RD	Behavior Supports, Clinical	Q	\$21,348,185	\$479,875	\$0	\$21,828,060	7/1/2024	6/30/2027	\$75,913,800	\$21,828,060	\$54,085,740
Department of Development Services	VISTA LIFE INNOVATIONS INC	21DDS0126RD	Day Support Options	Q	\$27,749	\$0	\$0	\$27,749	7/1/2021	6/30/2024	\$10,948,599	\$7,974,133	\$2,974,466
Department of Development Services	VISTA LIFE INNOVATIONS INC	24DDS0141RD	Day Support Options	Q	\$2,548,410	\$58,390	\$0	\$2,606,800	7/1/2024	6/30/2027	\$10,126,165	\$2,606,800	\$7,519,365
Department of Development Services	WATERBURY ARC INC	21DDS0127RD	Day Support Options	Q	\$324,334	\$0	\$0	\$324,334	7/1/2021	6/30/2024	\$16,009,734	\$15,456,007	\$553,727
Department of Development Services	WATERBURY ARC INC	24DDS0142RD	Day Support Options	Q	\$4,994,625	\$111,683	\$0	\$5,106,308	7/1/2024	6/30/2027	\$20,123,603	\$5,106,308	\$15,017,295
Department of Development Services	WHEELER CLINIC INC	17DDS2005CS	In-Home Training	N	\$12,755	\$0	\$0	\$12,755	7/1/2017	6/30/2024	\$840,000	\$740,038	\$99,962
Department of Development Services	WHEELER CLINIC INC	24DDS2005CS	In Home family training to families of children with	N	\$93,554	\$0	\$0	\$93,554	7/1/2024	6/30/2026	\$250,724	\$93,554	\$157,170
Department of Development Services	WHOLE LIFE INC	21DDS0129RD	Community Living Arrangement	Q	\$838,742	\$0	\$0	\$838,742	7/1/2021	6/30/2024	\$81,798,333	\$76,561,597	\$5,236,736
Department of Development Services	WHOLE LIFE INC	24DDS0144RD	Community Living Arrangement	Q	\$26,952,279	\$615,356	\$0	\$27,567,635	7/1/2024	6/30/2027	\$90,089,445	\$27,567,635	\$62,521,810
Department of Development Services	WINCHESTER TOWN TREASURER	21DDS0131RD	Day Support Options	E	\$25,112	\$0	\$0	\$25,112	7/1/2021	6/30/2024	\$2,131,074	\$1,637,278	\$493,796
Department of Development Services	WINCHESTER TOWN TREASURER	24DDS0145RD	Day Support Options	Q	\$455,864	\$11,071	\$0	\$466,935	7/1/2024	6/30/2027	\$1,987,865	\$466,935	\$1,520,930
Department of Development Services	WINDSOR INDEPENDENT LIVING	21DDS0130RD	Behavior Supports, Clinical	Q	\$91,792	\$0	\$0	\$91,792	7/1/2021	6/30/2024	\$15,003,671	\$14,096,762	\$906,909
Department of Development Services	WINDSOR INDEPENDENT LIVING	24DDS0146RD	Behavior Supports, Clinical	Q	\$4,796,714	\$114,524	\$0	\$4,911,238	7/1/2024	6/30/2027	\$16,603,561	\$4,911,238	\$11,692,323
Department of Development Services	WITHIN REACH LLC	22DDS0142RD	Individual Home Supports	Q	\$257,435	\$0	\$0	\$257,435	11/1/2022	6/30/2024	\$4,841,644	\$3,490,916	\$1,350,728

POS FY 2025 Report Detail by Agency

Agency	Supplier Name	Contract ID #	Contract Description	Competitive ₁	Payments				Terms				
					General Fund	Federal Fund	Other Fund ₂	Total FY 2024 ₃	Contract Begin Date	Contract Expire Date	Cumulative Contract Total Amount ₄	Cumulative Contract Payments ₅	Cumulative Contract Balance Remaining ₆
Department of Development Services	WITHIN REACH LLC	24DDS0147RD	Individualized Home Support	Q	\$2,635,328	\$61,294	\$0	\$2,696,622	7/1/2024	6/30/2027	\$10,526,334	\$2,696,622	\$7,829,712
DDS TOTAL	326				\$1,140,922,626	\$25,403,297	\$0	\$1,166,325,922			\$7,265,184,597	\$4,197,453,968	\$3,067,730,628
Department of Housing	ADVANCING CONNECTICUT TOGETHER INC	20DOH0931AA	20DOH0931AA-youth homeless	Y	\$78,703	\$1,616,234	\$0	\$1,694,937	12/1/2020	11/30/2024	\$5,873,957	\$5,873,957	\$0
Department of Housing	ADVANCING CONNECTICUT TOGETHER INC	22DOH0012CIA	22DOH0012CIA	N	\$1,000,000	\$0	\$0	\$1,000,000	8/1/2022	6/30/2026	\$3,750,000	\$2,750,000	\$1,000,000
Department of Housing	ADVANCING CONNECTICUT TOGETHER INC	22DOH0921AARRH	RRH Probation Clients	Y	\$450,000	\$0	\$0	\$450,000	7/1/2022	6/30/2025	\$750,000	\$750,000	\$0
Department of Housing	ADVANCING CONNECTICUT TOGETHER INC	23DOH0601AA	AIDs	Y	\$439,841	\$0	\$0	\$439,841	7/1/2023	6/30/2025	\$879,682	\$879,682	\$0
Department of Housing	ADVANCING CONNECTICUT TOGETHER INC	23DOH09CT0383AA	Continuum of Care RRH	Y	\$0	\$45,105	\$0	\$45,105	10/1/2023	9/30/2024	\$180,420	\$180,420	\$0
Department of Housing	ADVANCING CONNECTICUT TOGETHER INC	23DOHACTCT0279	Homelessness rental program	Y	\$0	\$209,088	\$0	\$209,088	6/1/2023	5/31/2024	\$209,088	\$209,088	\$0
Department of Housing	ADVANCING CONNECTICUT TOGETHER INC	24DOH0901AA	ODFC RRH / CT BOS RRH	Y	\$0	\$2,288,598	\$0	\$2,288,598	7/1/2024	6/30/2026	\$4,577,196	\$2,288,598	\$2,288,598
Department of Housing	ADVANCING CONNECTICUT TOGETHER INC	24DOH09CT0339AA	CoC Rapid Rehousing	Y	\$0	\$88,779	\$0	\$88,779	12/1/2023	11/30/2024	\$355,116	\$355,116	\$0
Department of Housing	ADVANCING CONNECTICUT TOGETHER INC	24DOHACT0279	RRH-Rental Assist	Y	\$0	\$59,598	\$0	\$59,598	6/1/2024	5/31/2025	\$238,392	\$59,598	\$178,794
Department of Housing	ADVANCING CONNECTICUT TOGETHER INC	24DOHCT0396AA	COC RRH 0396	Y	\$0	\$55,975	\$0	\$55,975	10/1/2024	9/30/2025	\$223,900	\$55,975	\$167,925
Department of Housing	ADVANCING CONNECTICUT TOGETHER INC	25DOHRRH352000AA	Homeless Youth	Y	\$64,600	\$794,214	\$0	\$858,814	12/1/2024	11/30/2025	\$1,702,073	\$858,814	\$843,259
Department of Housing	ALLIANCE FOR LIVING INC	23DOH0601AD	AIDS related services	Y	\$406,120	\$112,736	\$0	\$518,856	7/1/2023	6/30/2026	\$1,527,006	\$1,018,004	\$509,002
Department of Housing	APEX COMMUNITY CARE INC	23DOH0601AC	HIV / AIDS Housing Services	Y	\$309,402	\$0	\$0	\$309,402	7/1/2023	6/30/2026	\$905,685	\$603,790	\$301,895
Department of Housing	AREA CONGREGATIONS TOGETHER INC	24DOH0101AG	ESS-Rebid	Y	\$414,000	\$0	\$0	\$414,000	1/1/2024	6/30/2027	\$1,449,000	\$621,000	\$828,000
Department of Housing	BETH-EL CENTER INC	24DOH0101AH	ESS-Rebid	Y	\$0	\$207,159	\$0	\$207,159	1/1/2024	6/30/2027	\$725,056	\$310,738	\$414,318
Department of Housing	CENTRAL CONNECTICUT COAST YOUNG MEN'S	24DOH0101AJ	Emergency Shelter	Y	\$420,916	\$180,393	\$0	\$601,309	1/1/2024	6/30/2027	\$2,104,581	\$901,963	\$1,202,618
Department of Housing	CHEMICAL ABUSE SERVICES AGENCY INC	23DOH0601AK	HIV / AIDS Housing Services	Y	\$107,699	\$0	\$0	\$107,699	7/1/2023	6/30/2026	\$315,258	\$210,172	\$105,086
Department of Housing	CHRISTIAN COMMUNITY ACTION INC	24DOH0101AM	Emergency Shelter	Y	\$325,507	\$237,993	\$0	\$563,500	1/1/2024	6/30/2027	\$1,972,250	\$845,250	\$1,127,000
Department of Housing	CHRISTIAN COMMUNITY ACTION INC	24DOH01ARPAAM	ARPA LOB	N	\$0	\$150,000	\$0	\$150,000	9/1/2024	9/30/2026	\$150,000	\$150,000	\$0
Department of Housing	CHRYSLIS CENTER INC	23DOH0601AN	HIV / AIDS Housing Services	Y	\$118,094	\$0	\$0	\$118,094	7/1/2023	6/30/2026	\$345,687	\$230,458	\$115,229
Department of Housing	CITY OF DANBURY	24DOH0101AZ	ESS-Rebid	E	\$230,000	\$0	\$0	\$230,000	1/1/2024	6/30/2027	\$805,000	\$345,000	\$460,000
Department of Housing	CITY OF HARTFORD	24DOH0101BG	ESS-Rebid	E	\$920,000	\$0	\$0	\$920,000	1/1/2024	6/30/2027	\$3,220,000	\$1,380,000	\$1,840,000

POS FY 2025 Report Detail by Agency

Agency	Supplier Name	Contract ID #	Contract Description	Competitive ₁	Payments				Terms				
					General Fund	Federal Fund	Other Fund ₂	Total FY 2024 ₃	Contract Begin Date	Contract Expire Date	Cumulative Contract Total Amount ₄	Cumulative Contract Payments ₅	Cumulative Contract Balance Remaining ₆
Department of Housing	COLUMBUS HOUSE INC	21DOH0901AO	Youth Homelessness	Y	\$42,496	\$109,556	\$0	\$152,052	12/1/2021	11/30/2025	\$606,783	\$534,114	\$72,670
Department of Housing	COLUMBUS HOUSE INC	22DOHCHCT0339	COC rapid rehousing	Y	\$0	\$199,486	\$0	\$199,486	12/1/2022	11/30/2027	\$611,280	\$280,990	\$330,290
Department of Housing	COLUMBUS HOUSE INC	23DOH0601AO	AIDS PROGRAM	Y	\$186,424	\$198,117	\$0	\$384,541	7/1/2023	6/30/2026	\$1,167,741	\$769,082	\$398,659
Department of Housing	COLUMBUS HOUSE INC	24DOH0101AO	ESS-Rebid	Y	\$1,387,149	\$244,791	\$0	\$1,631,940	1/1/2024	6/30/2027	\$5,711,790	\$2,447,910	\$3,263,880
Department of Housing	COLUMBUS HOUSE INC	24DOH0901AO	RRH-Rebid	Y	\$548,955	\$189,586	\$0	\$738,541	1/1/2024	6/30/2027	\$2,418,411	\$738,541	\$1,679,870
Department of Housing	COMMUNITY HEALTH RESOURCES INC	21DOH0701AQ	State PSH	Y	\$75,629	\$0	\$25,000	\$100,629	2/26/2021	6/30/2027	\$652,335	\$454,647	\$197,688
Department of Housing	COMMUNITY HEALTH RESOURCES INC	21DOH0901AQ	21DOH0901AQ YHDP	Y	\$123,958	\$122,500	\$0	\$246,458	12/1/2021	11/30/2025	\$561,750	\$491,458	\$70,292
Department of Housing	COMMUNITY HEALTH RESOURCES INC	22DOHCHRCT0339	Homelessness Rental	Y	\$0	\$115,200	\$0	\$115,200	12/1/2022	11/30/2025	\$576,000	\$230,400	\$345,600
Department of Housing	COMMUNITY HEALTH RESOURCES INC	23DOH0601AQ	HIV / AIDS housing services	Y	\$187,042	\$0	\$200,325	\$387,367	7/1/2023	6/30/2026	\$747,837	\$565,333	\$182,504
Department of Housing	COMMUNITY HEALTH RESOURCES INC	23DOHCHRCT0279	RRH CoC	Y	\$0	\$258,896	\$0	\$258,896	6/1/2023	5/31/2027	\$705,584	\$258,896	\$446,688
Department of Housing	COMMUNITY HEALTH RESOURCES INC	24DOH0008CIA	CIA	E	\$0	\$0	\$50,000	\$50,000	8/26/2024	8/29/2025	\$50,000	\$50,000	\$0
Department of Housing	COMMUNITY HEALTH RESOURCES INC	24DOH0901AQ	RRH-Rebid	Y	\$427,104	\$107,406	\$0	\$534,510	7/1/2024	6/30/2027	\$1,757,235	\$534,510	\$1,222,726
Department of Housing	COMMUNITY HEALTH RESOURCES INC	24DOH1001HUBAQ	ARPA-HUB	Y	\$0	\$90,860	\$0	\$90,860	1/1/2024	9/30/2026	\$612,000	\$440,570	\$171,430
Department of Housing	COMMUNITY HEALTH RESOURCES INC	25DOHARPA00AQ	ARPA Flex Diversion LOB	E	\$0	\$12,500	\$0	\$12,500	12/1/2024	12/31/2026	\$50,000	\$12,500	\$37,500
Department of Housing	COMMUNITY RENEWAL TEAM INC	24DOH0101AS	ESS-Rebid	Y	\$105,800	\$354,200	\$0	\$460,000	1/1/2024	6/30/2027	\$1,610,000	\$690,000	\$920,000
Department of Housing	CONNECTICUT COALITION AGAINST DOMESTIC	21DOH0901FJ	Line 1 2020	Y	\$0	\$445,895	\$0	\$445,895	11/1/2021	10/31/2024	\$7,198,363	\$3,531,309	\$3,667,054
Department of Housing	CONNECTICUT COALITION AGAINST DOMESTIC	24DOH03300326FJ	CoC CCADV RRH - CT0326 & CT0330	Y	\$0	\$4,226,406	\$0	\$4,226,406	7/1/2024	6/30/2026	\$5,635,208	\$4,226,406	\$1,408,802
Department of Housing	CONNECTICUT COALITION AGAINST DOMESTIC	24DOH03360338FJ	0336 Rental	Y	\$0	\$1,678,373	\$0	\$1,678,373	11/1/2024	10/31/2025	\$3,356,745	\$1,678,373	\$1,678,373
Department of Housing	CONNECTICUT COALITION AGAINST DOMESTIC	25DOHRRH375379FJ	CoC - RRH	Y	\$0	\$253,116	\$0	\$253,116	10/1/2024	9/30/2025	\$535,182	\$253,116	\$282,066
Department of Housing	CONNECTICUT COALITION TO END	21DOH0101AT	21DOH0101AT-CCEH HMIS state	Y	\$782,743	\$181,576	\$0	\$964,319	7/1/2021	6/30/2025	\$3,218,772	\$3,218,772	\$0
Department of Housing	COVENANT SHELTER OF NEW LONDON INC	24DOH0101AY	ESS Rebid	Y	\$32,200	\$289,800	\$0	\$322,000	1/1/2024	6/30/2027	\$1,127,000	\$483,000	\$644,000
Department of Housing	CTDATA COLLABORATIVE	24DOHCIA00CTDATA	CIA	E	\$0	\$0	\$50,000	\$50,000	10/15/2024	5/31/2025	\$50,000	\$50,000	\$0
Department of Housing	DOWNTOWN EVENING SOUP KITCHEN INC	23DESKARPA	Elevator Installation	N	\$0	\$200,000	\$0	\$200,000	11/1/2023	9/30/2025	\$200,000	\$200,000	\$0
Department of Housing	FAMILY & CHILDRENS AGENCY INC	24DOH0701JT	Permanent Support Homelessness	Y	\$104,065	\$0	\$0	\$104,065	1/1/2024	6/30/2027	\$364,228	\$156,098	\$208,130

POS FY 2025 Report Detail by Agency

Agency	Supplier Name	Contract ID #	Contract Description	Competitive ₁	Payments				Terms				
					General Fund	Federal Fund	Other Fund ₂	Total FY 2024 ₃	Contract Begin Date	Contract Expire Date	Cumulative Contract Total Amount ₄	Cumulative Contract Payments ₅	Cumulative Contract Balance Remaining ₆
Department of Housing	FAMILY AND CHILDREN'S AID INC	24DOH0101BB	ESS-Rebid	Y	\$105,303	\$84,574	\$0	\$189,877	1/1/2024	6/30/2027	\$664,569	\$284,815	\$379,754
Department of Housing	FISH/FRIENDS IN SERVICE TO HUMANITY OF	24DOH0101CY	Emergency Shelter	Y	\$110,400	\$234,600	\$0	\$345,000	1/1/2024	6/30/2027	\$1,207,500	\$517,500	\$690,000
Department of Housing	FRIENDSHIP SERVICE CENTER INC	24DOH0101BC	ESS Rebid	Y	\$198,486	\$234,385	\$0	\$432,871	1/1/2024	6/30/2027	\$1,515,048	\$649,306	\$865,742
Department of Housing	FRIENDSHIP SERVICE CENTER INC	24DOH07CT0306BC	Continuum of Care	Y	\$0	\$99,000	\$0	\$99,000	7/1/2023	6/30/2027	\$396,000	\$198,000	\$198,000
Department of Housing	FRIENDSHIP SERVICE CENTER INC	24DOH0901BC	RRH-Rebid	Y	\$225,000	\$40,000	\$0	\$265,000	1/1/2024	6/30/2027	\$907,500	\$377,500	\$530,000
Department of Housing	FRIENDSHIP SERVICE CENTER INC	25DOHARPA00BC	ARPA Flex Diversion LOB	N	\$0	\$25,000	\$0	\$25,000	12/1/2024	12/31/2026	\$100,000	\$25,000	\$75,000
Department of Housing	FRIENDSHIP SERVICE CENTER INC	25DOHRRH00000BC	Rapid Rehousing	Y	\$0	\$0	\$90,000	\$90,000	7/1/2024	6/30/2026	\$180,000	\$90,000	\$90,000
Department of Housing	HANDS ON HARTFORD INC	23DOH0601BF	HIV / AIDS Housing Services	Y	\$746,637	\$0	\$0	\$746,637	7/1/2023	6/30/2026	\$2,185,566	\$1,457,044	\$728,522
Department of Housing	HOLY FAMILY HOME AND SHELTER INC	24DOH0007CIA	CIA-ESS	E	\$0	\$0	\$50,000	\$50,000	4/1/2024	3/31/2025	\$50,000	\$50,000	\$0
Department of Housing	HOME INC	24DOHMOB000000ND	Mobility Counseling	Y	\$0	\$163,000	\$0	\$163,000	7/1/2024	6/30/2029	\$1,630,000	\$163,000	\$1,467,000
Department of Housing	HOMEFRONT INC	24DOH13501CIA	Affordable Housing	N	\$0	\$0	\$165,000	\$165,000	7/1/2024	12/31/2025	\$330,000	\$165,000	\$165,000
Department of Housing	HOMES WITH HOPE INC	24DOH0101BK	ESS-Rebid	Y	\$26,220	\$192,280	\$0	\$218,500	1/1/2024	6/30/2027	\$764,750	\$327,750	\$437,000
Department of Housing	HOMES WITH HOPE INC	25DOHARPA00BK	ARPA Flex Diversion LOB	E	\$0	\$10,000	\$0	\$10,000	12/1/2024	12/31/2026	\$40,000	\$10,000	\$30,000
Department of Housing	IMMACARE INC	24DOH0101BP	Emergency Shelter	Y	\$207,000	\$655,500	\$0	\$862,500	1/1/2024	6/30/2027	\$3,018,750	\$1,293,750	\$1,725,000
Department of Housing	INDEPENDENCE NORTHWEST INC	23DOH0601BQ	HIV / AIDS Housing Services	Y	\$252,781	\$0	\$0	\$252,781	7/1/2023	6/30/2026	\$739,944	\$493,296	\$246,648
Department of Housing	INSPIRICA INC	24DOH0101BR	ESS-Rebid	Y	\$473,665	\$215,016	\$0	\$688,681	1/1/2024	6/30/2027	\$2,410,383	\$1,033,021	\$1,377,362
Department of Housing	J D'AMELIA AND ASSOCIATES LLC	18DOH0501BO	FEDERAL HCV PROGRAMS	Y	\$4,677,904	\$141,628,742	\$0	\$146,306,646	7/1/2018	6/30/2026	\$927,541,996	\$778,570,825	\$148,971,171
Department of Housing	J D'AMELIA AND ASSOCIATES LLC	18DOH0511BO	PROGRAM FUNDS - STATE RENTAL ASSISTANCE	Y	\$80,973,039	\$6,417,419	\$0	\$87,390,457	7/1/2018	6/30/2026	\$646,819,856	\$516,024,400	\$130,795,456
Department of Housing	J D'AMELIA AND ASSOCIATES LLC	21DOH0701BO	21DOH0701BO PSH Rent. Asst.2020	Y	\$75,753	\$434,291	\$0	\$510,044	7/1/2021	12/31/2025	\$2,335,256	\$1,969,958	\$365,298
Department of Housing	JOURNEY HOME INC	20DOH0201YG	20DOH0201YG EvictPrevention	N	\$36,093	\$0	\$0	\$36,093	10/1/2020	6/30/2023	\$901,598	\$772,590	\$129,008
Department of Housing	JOURNEY HOME INC	20DOH1101YG	20DOH1101YG-Homeless Outreach	N	\$116,068	\$0	\$0	\$116,068	12/1/2020	9/30/2023	\$350,000	\$346,068	\$3,932
Department of Housing	JOURNEY HOME INC	22DOH0901YG	2023	Y	\$32,444	\$0	\$0	\$32,444	12/15/2022	12/14/2027	\$167,652	\$86,215	\$81,437
Department of Housing	JOURNEY HOME INC	24DOH01ARPAYG	ARPA LOB	N	\$0	\$907,538	\$0	\$907,538	10/1/2024	9/30/2025	\$1,210,050	\$907,538	\$302,513
Department of Housing	JOURNEY HOME INC	24DOH1001HUBYG	ARPA-HUB	Y	\$0	\$136,815	\$0	\$136,815	1/1/2024	9/30/2025	\$719,235	\$547,805	\$171,430

POS FY 2025 Report Detail by Agency

Agency	Supplier Name	Contract ID #	Contract Description	Competitive ₁	Payments				Terms				
					General Fund	Federal Fund	Other Fund ₂	Total FY 2024 ₃	Contract Begin Date	Contract Expire Date	Cumulative Contract Total Amount ₄	Cumulative Contract Payments ₅	Cumulative Contract Balance Remaining ₆
Department of Housing	JOURNEY HOME INC	24DOH1001YG	CAN-Diversion Rebid	Y	\$249,593	\$543,323	\$228,566	\$1,021,482	1/1/2024	6/30/2027	\$3,283,994	\$1,407,426	\$1,876,568
Department of Housing	JOURNEY HOME INC	24DOHARPAFLEXYG	ARPA-Flex (CAN Diversion)	Y	\$0	\$270,067	\$0	\$270,067	1/1/2024	12/31/2026	\$540,200	\$450,133	\$90,067
Department of Housing	KW CONSULTANTS LLC	19DOH0002PS	Consulting Services- CDBG Small Cities	Y	\$0	\$55,143	\$0	\$55,143	4/15/2019	12/31/2025	\$336,889	\$249,332	\$87,557
Department of Housing	LEEWAY INC	23DOH0601BT	HIV/AIDS housing Services	Y	\$105,100	\$0	\$0	\$105,100	7/1/2023	6/30/2026	\$307,650	\$205,100	\$102,550
Department of Housing	LIBERTY COMMUNITY SERVICES INC	20DOH1101PW	20DOH1101PW-Homeless Outreach	Y	\$36,272	\$0	\$0	\$36,272	12/1/2020	9/30/2023	\$242,543	\$242,543	\$0
Department of Housing	LIBERTY COMMUNITY SERVICES INC	23DOH0601BV	HIV / AIDS Housing	Y	\$673,783	\$0	\$0	\$673,783	7/1/2023	6/30/2026	\$1,972,305	\$1,314,870	\$657,435
Department of Housing	LIBERTY COMMUNITY SERVICES INC	24DOH07CT0306BV	CoC Award CT0306L1E052205	Y	\$0	\$94,891	\$0	\$94,891	7/1/2023	6/30/2027	\$377,280	\$188,640	\$188,640
Department of Housing	MATRIX RENTAL SOLUTIONS INC	24DOH0501MX	UniteCT Rental Assistance Prog	N	\$0	\$100,000	\$75,000	\$175,000	3/20/2024	12/31/2025	\$200,000	\$200,000	\$0
Department of Housing	MERCY HOUSING & SHELTER CORPORATION	21DOH0901BX	21DOH0901BX RRH Probation	Y	\$0	\$0	\$872,449	\$872,449	7/1/2021	6/30/2025	\$1,315,306	\$1,312,449	\$2,857
Department of Housing	MERCY HOUSING & SHELTER CORPORATION	23DOH0601BX	HOUSING FOR PERSONS WITH AIDS	Y	\$626,297	\$0	\$0	\$626,297	7/1/2023	6/30/2026	\$1,833,303	\$1,222,202	\$611,101
Department of Housing	MERCY HOUSING & SHELTER CORPORATION	23DOH0901BX	CoC RRH	Y	\$35,843	\$89,893	\$0	\$125,736	1/1/2023	6/30/2027	\$686,262	\$265,939	\$420,323
Department of Housing	MERCY HOUSING & SHELTER CORPORATION	24DOH07CT0306BX	PSH-rebid	Y	\$476,845	\$78,103	\$0	\$554,948	1/1/2024	6/30/2027	\$1,346,948	\$554,948	\$792,000
Department of Housing	MERCY HOUSING & SHELTER CORPORATION	24DOH0901BX	RRH-Div Rebid	Y	\$200,000	\$0	\$0	\$200,000	1/1/2024	6/30/2027	\$700,000	\$300,000	\$400,000
Department of Housing	MERCY HOUSING & SHELTER CORPORATION	25DOHARPA00BX	ARPA Flex Diversion LOB	N	\$0	\$92,500	\$0	\$92,500	12/1/2024	12/31/2026	\$370,000	\$92,500	\$277,500
Department of Housing	MUTUAL HOUSING ASSOCIATION OF GREATER	21DOH0503HW	21DOH0503HW MHAofGr.Hartford	N	\$0	\$233,571	\$0	\$233,571	3/8/2021	6/30/2025	\$939,323	\$861,467	\$77,857
Department of Housing	MUTUAL HOUSING ASSOCIATION OF SOUTH	21DOH0502VY	21DOH0502VY-UniteCT Level I	N	\$0	\$498,345	\$0	\$498,345	3/8/2021	6/30/2026	\$1,163,209	\$1,096,354	\$66,855
Department of Housing	MUTUAL HOUSING ASSOCIATION OF SOUTH	21DOH0512VY	21DOH0512VY-UniteCT Level II	N	\$0	\$675,200	\$0	\$675,200	3/15/2021	12/31/2025	\$9,728,475	\$8,658,002	\$1,070,473
Department of Housing	MY SISTERS PLACE INC	22DOH0501CB	case mgmt. for housing	Y	\$443,144	\$0	\$0	\$443,144	7/1/2022	6/30/2026	\$1,718,816	\$1,286,424	\$432,392
Department of Housing	MY SISTERS PLACE INC	24DOH0701CB	Permanent Support-Rebid	Y	\$135,000	\$0	\$0	\$135,000	1/1/2024	6/30/2027	\$472,500	\$202,500	\$270,000
Department of Housing	NATIONAL CENTER FOR HOUSING AND CHILD	22DOH0014CIA	22DOH0014CIA CASE MGMT	N	\$0	\$0	\$100,000	\$100,000	10/1/2022	9/30/2025	\$250,000	\$250,000	\$0
Department of Housing	NEIGHBORHOOD HOUSING SERVICES OF	21DOH0502LE	21DOH0502LE UniteCT Level I	N	\$0	\$191,194	\$0	\$191,194	3/8/2021	6/30/2026	\$755,046	\$641,315	\$113,731
Department of Housing	NEIGHBORHOOD HOUSING SERVICES OF	21DOH0503HR	21DOH0503HR UniteCT Level I	N	\$0	\$175,416	\$0	\$175,416	3/8/2021	6/30/2026	\$1,254,416	\$1,224,416	\$30,000
Department of Housing	NEIGHBORHOOD HOUSING SERVICES OF	21DOH0512LE	21DOH0512LE NHS WTBY Level II	N	\$0	\$601,856	\$0	\$601,856	3/15/2021	12/31/2025	\$9,271,605	\$8,362,424	\$909,181
Department of Housing	NEW LONDON HOMELESS HOSPITALITY	21DOH0501CD	21DOH0501CD UniteCT	N	\$0	\$101,000	\$0	\$101,000	6/15/2021	6/30/2026	\$370,000	\$370,000	\$0

POS FY 2025 Report Detail by Agency

Agency	Supplier Name	Contract ID #	Contract Description	Competitive ₁	Payments				Terms				
					General Fund	Federal Fund	Other Fund ₂	Total FY 2024 ₃	Contract Begin Date	Contract Expire Date	Cumulative Contract Total Amount ₄	Cumulative Contract Payments ₅	Cumulative Contract Balance Remaining ₆
Department of Housing	NEW LONDON HOMELESS HOSPITALITY	23DOH0294NLHH	Homelessness Related Services	Y	\$88,338	\$112,502	\$0	\$200,840	7/1/2023	6/30/2027	\$955,837	\$362,513	\$593,324
Department of Housing	NEW LONDON HOMELESS HOSPITALITY	24DOH0101CD	Emergency Shelter	Y	\$241,500	\$161,000	\$0	\$402,500	1/1/2024	6/30/2027	\$1,408,750	\$603,750	\$805,000
Department of Housing	NEW LONDON HOMELESS HOSPITALITY	25DOHARPA00CD	ARPA Flex Diversion LOB	N	\$0	\$25,000	\$0	\$25,000	12/1/2024	12/31/2026	\$100,000	\$25,000	\$75,000
Department of Housing	NEW OPPORTUNITIES INC	24DOH0101CE	Homeless Shelter	Y	\$417,450	\$341,550	\$0	\$759,000	1/1/2024	6/30/2027	\$2,656,500	\$1,138,500	\$1,518,000
Department of Housing	NEW OPPORTUNITIES INC	24DOH01ARPACE	ESS-ARPA	N	\$0	\$312,750	\$0	\$312,750	10/1/2024	9/30/2025	\$312,750	\$312,750	\$0
Department of Housing	NEW OPPORTUNITIES INC	24DOH1001CE	COORDINATED ACCESS NETWORK	Y	\$71,114	\$164,011	\$59,076	\$294,201	1/1/2024	6/30/2027	\$1,029,703	\$441,301	\$588,402
Department of Housing	NEW OPPORTUNITIES INC	24DOH1001HUBCE	ARPA-HUB	Y	\$0	\$268,831	\$0	\$268,831	1/1/2024	9/30/2026	\$837,500	\$747,401	\$90,099
Department of Housing	NEW OPPORTUNITIES INC	24DOHARPAFLEXCE	ARPA-CAN Flexible Funds	Y	\$0	\$11,583	\$0	\$11,583	1/1/2024	12/31/2026	\$139,000	\$57,916	\$81,084
Department of Housing	NEW OPPORTUNITIES INC	25DOHARPA00CE	ARPA Flex Diversion LOB	N	\$0	\$25,000	\$0	\$25,000	12/1/2024	12/31/2026	\$100,000	\$25,000	\$75,000
Department of Housing	NEW REACH INC	19DOH0701CC	19DOH0701CC PSH Youth	N	\$69,130	\$0	\$0	\$69,130	9/1/2019	6/30/2028	\$585,441	\$383,082	\$202,359
Department of Housing	NEW REACH INC	22DOH0101CC	Shelter	N	\$0	\$150,000	\$0	\$150,000	2/1/2022	12/31/2026	\$650,000	\$650,000	\$0
Department of Housing	NEW REACH INC	22DOHNRCT0339	Cont.ofCare Rapid Rehousing	Y	\$0	\$140,625	\$0	\$140,625	12/1/2022	11/30/2025	\$562,500	\$253,125	\$309,375
Department of Housing	NEW REACH INC	23DOH0601CC	HIV/AIDS housing services	Y	\$554,968	\$0	\$0	\$554,968	7/1/2023	6/30/2026	\$1,624,509	\$1,083,006	\$541,503
Department of Housing	NEW REACH INC	23DOH0901CC	Continuum of Care	Y	\$0	\$20,328	\$0	\$20,328	10/1/2023	9/30/2027	\$325,244	\$81,311	\$243,933
Department of Housing	NEW REACH INC	23DOH09CT0294HCC	Continuum Of Care	Y	\$188,424	\$221,311	\$0	\$409,735	7/1/2023	6/30/2027	\$1,871,633	\$736,042	\$1,135,591
Department of Housing	NEW REACH INC	24DOH0101CC	ESS-Rebid	Y	\$411,253	\$560,313	\$0	\$971,566	1/1/2024	6/30/2027	\$3,400,481	\$1,457,349	\$1,943,132
Department of Housing	NORTHWESTERN CONNECTICUT YMCA INC	24DOH0101CF	ESS-Rebid	Y	\$112,240	\$71,760	\$0	\$184,000	1/1/2024	6/30/2027	\$644,000	\$276,000	\$368,000
Department of Housing	OP HOPE OF FAIRFIELD INC	23DOH1101CJ	Shelter Services	N	\$245,675	\$0	\$0	\$245,675	1/1/2024	6/30/2026	\$491,350	\$409,458	\$81,892
Department of Housing	PACIFIC HOUSE INC	24DOH0101CN	ESS-Rebid	Y	\$85,486	\$685,014	\$0	\$770,500	1/1/2024	6/30/2027	\$2,696,750	\$1,155,750	\$1,541,000
Department of Housing	PACIFIC HOUSE INC	25DOHARPA00CN	ARPA Flex Diversion LOB	N	\$0	\$20,000	\$0	\$20,000	12/1/2024	12/31/2026	\$80,000	\$20,000	\$60,000
Department of Housing	PRUDENCE CRANDALL CENTER INC	24DOH0101VN	Emergency Shelter	Y	\$0	\$55,462	\$0	\$55,462	1/1/2024	6/30/2027	\$179,117	\$68,193	\$110,924
Department of Housing	RECOVERY NETWORK OF PROGRAMS INC	23DOH0601CL	HIV/AIDS housing services	Y	\$157,650	\$0	\$0	\$157,650	7/1/2023	6/30/2026	\$461,475	\$307,650	\$153,825
Department of Housing	RECOVERY NETWORK OF PROGRAMS INC	24DOH0101CL	ESS Rebid	Y	\$62,560	\$328,440	\$0	\$391,000	1/1/2024	6/30/2027	\$1,368,500	\$586,500	\$782,000
Department of Housing	ROCKY HILL HOUSING AUTHORITY	24DOHARPACSFRRH	ARPA Long term affordable hsg for seniors/disabled	N	\$0	\$55,000	\$0	\$55,000	4/23/2024	12/31/2026	\$55,000	\$55,000	\$0

POS FY 2025 Report Detail by Agency

Agency	Supplier Name	Contract ID #	Contract Description	Competitive ₁	Payments				Terms				
					General Fund	Federal Fund	Other Fund ₂	Total FY 2024 ₃	Contract Begin Date	Contract Expire Date	Cumulative Contract Total Amount ₄	Cumulative Contract Payments ₅	Cumulative Contract Balance Remaining ₆
Department of Housing	SOUTH PARK INN INC	24DOH0101CO	Emergency Shelter	Y	\$302,220	\$537,280	\$0	\$839,500	1/1/2024	6/30/2027	\$2,938,250	\$1,259,250	\$1,679,000
Department of Housing	ST VINCENT DEPAUL MISSION OF BRISTOL INC	20DOH1101CQ	20DOH1101CQ-Homeless Outreach	Y	\$19,091	\$0	\$0	\$19,091	12/1/2020	9/30/2023	\$108,182	\$108,182	\$0
Department of Housing	ST VINCENT DEPAUL MISSION OF BRISTOL INC	24DOH0101CQ	ESS-Rebid	Y	\$0	\$335,394	\$0	\$335,394	1/1/2024	6/30/2027	\$1,173,879	\$503,091	\$670,788
Department of Housing	ST VINCENT DEPAUL MISSION OF BRISTOL INC	25DOHARPA00CQ	ARPA Flex Diversion LOB	N	\$0	\$15,000	\$0	\$15,000	12/1/2024	12/31/2026	\$60,000	\$15,000	\$45,000
Department of Housing	THAMES RIVER COMMUNITY SERVICE INC	17DOH0801CW	YTLP	Y	\$132,495	\$0	\$0	\$132,495	7/1/2017	6/30/2027	\$1,251,003	\$986,013	\$264,990
Department of Housing	THAMES RIVER COMMUNITY SERVICE INC	22DOH0901CW	YHDP 0352	Y	\$64,745	\$87,259	\$0	\$152,004	12/1/2022	11/30/2026	\$587,970	\$371,334	\$216,636
Department of Housing	THAMES RIVER COMMUNITY SERVICE INC	24DOH0901CW	CONTINUUM OF CARE	E	\$11,330	\$0	\$0	\$11,330	4/1/2024	10/31/2027	\$45,320	\$18,883	\$26,437
Department of Housing	THAMES VALLEY COUNCIL FOR COMMUNITY	24DOH0901CX	RRH-Rebid	Y	\$176,615	\$44,019	\$0	\$220,634	1/1/2024	6/30/2027	\$639,863	\$220,634	\$419,229
Department of Housing	THE ACCESS AGENCY INC	21DOH0901AB	21DOH0901AB YHDP	Y	\$7,282	\$40,000	\$0	\$47,282	12/1/2021	11/30/2026	\$235,535	\$159,527	\$76,008
Department of Housing	THE ACCESS AGENCY INC	22DOH0901AB	Youth Homelessness	E	\$8,510	\$0	\$0	\$8,510	12/15/2022	12/14/2027	\$43,970	\$22,612	\$21,358
Department of Housing	THE ACCESS AGENCY INC	24DOH0101AB	Emergency Shelter	Y	\$115,000	\$460,000	\$0	\$575,000	1/1/2024	6/30/2027	\$2,012,500	\$862,500	\$1,150,000
Department of Housing	THE ACCESS AGENCY INC	24DOH0901AB	RRH (Rebid)	Y	\$112,573	\$28,070	\$0	\$140,643	7/1/2024	6/30/2027	\$450,000	\$140,643	\$309,357
Department of Housing	THE CONNECTION INC	22DOH0901AW	CoC Services	Y	\$133,556	\$210,000	\$0	\$343,556	12/1/2022	11/30/2026	\$1,349,562	\$852,963	\$496,599
Department of Housing	THE CONNECTION INC	24DOH0101AW	ESS-Rebid	Y	\$131,100	\$213,900	\$0	\$345,000	1/1/2024	6/30/2027	\$1,207,500	\$517,500	\$690,000
Department of Housing	THE HOUSING COLLECTIVE INC	22DOH0911CT	2023	Y	\$11,558	\$0	\$0	\$11,558	12/1/2022	11/30/2027	\$59,727	\$30,715	\$29,012
Department of Housing	THE HOUSING COLLECTIVE INC	23DOH0902CT	RAPID REHOUSING PROGRAM	Y	\$0	\$0	\$80,000	\$80,000	11/1/2023	6/30/2026	\$773,333	\$80,000	\$693,333
Department of Housing	THE HOUSING COLLECTIVE INC	23DOH09CT0301CT	CoC RRH	Y	\$744,820	\$515,843	\$0	\$1,260,663	7/1/2023	6/30/2027	\$3,801,286	\$1,776,506	\$2,024,780
Department of Housing	THE HOUSING COLLECTIVE INC	24DOH01ARPACT	ARPA Cold Weather	N	\$0	\$1,310,400	\$0	\$1,310,400	10/1/2024	9/30/2025	\$1,310,400	\$1,310,400	\$0
Department of Housing	THE HOUSING COLLECTIVE INC	24DOH1001CT	CAN-Rebid 1	Y	\$342,547	\$702,402	\$371,277	\$1,416,226	1/1/2024	6/30/2027	\$4,555,886	\$1,416,226	\$3,139,660
Department of Housing	THE HOUSING COLLECTIVE INC	24DOHARPAFLEXCT	ARPA-Flex (CAN Diversion)	Y	\$0	\$97,067	\$0	\$97,067	1/1/2024	12/31/2026	\$582,400	\$291,200	\$291,201
Department of Housing	THE HOUSING COLLECTIVE INC	25DOHARPA00CT	ARPA Flex Diversion LOB	N	\$0	\$120,000	\$0	\$120,000	12/1/2024	12/31/2026	\$480,000	\$120,000	\$360,000
Department of Housing	THE JUSTICE EDUCATION CENTER INC	22DOH0013CIA	22DOH0013CIA	N	\$0	\$0	\$250,000	\$250,000	8/1/2022	6/30/2026	\$1,000,000	\$887,500	\$112,500
Department of Housing	THE JUSTICE EDUCATION CENTER INC	23DOH0501DE	Project Longevity program	N	\$750,000	\$0	\$0	\$750,000	7/1/2023	6/30/2025	\$3,000,000	\$1,875,000	\$1,125,000
Department of Housing	THE OPEN DOOR SHELTER INC	24DOH0101CH	ESS-Rebid	Y	\$63,443	\$400,563	\$0	\$464,006	1/1/2024	6/30/2027	\$1,624,021	\$696,009	\$928,012

POS FY 2025 Report Detail by Agency

Agency	Supplier Name	Contract ID #	Contract Description	Competitive ₁	Payments				Terms				
					General Fund	Federal Fund	Other Fund ₂	Total FY 2024 ₃	Contract Begin Date	Contract Expire Date	Cumulative Contract Total Amount ₄	Cumulative Contract Payments ₅	Cumulative Contract Balance Remaining ₆
Department of Housing	THE OPEN HEARTH ASSOCIATION	24DOH0101CI	Emergency Shelter	Y	\$461,725	\$170,775	\$0	\$632,500	1/1/2024	6/30/2027	\$2,213,750	\$948,750	\$1,265,000
Department of Housing	THE SALVATION ARMY	22DOH0903HA	line 1	Y	\$36,704	\$84,965	\$0	\$121,669	12/1/2022	11/30/2025	\$313,480	\$262,657	\$50,823
Department of Housing	THE SALVATION ARMY	24DOH0101CM	ESS-Rebid	Y	\$426,995	\$481,505	\$0	\$908,500	1/1/2024	6/30/2027	\$3,179,750	\$1,362,750	\$1,817,000
Department of Housing	THE ST VINCENT DEPAUL MISSION OF	24DOH0101CR	Emergency Shelter	Y	\$323,380	\$550,620	\$0	\$874,000	1/1/2024	6/30/2027	\$3,059,000	\$1,311,000	\$1,748,000
Department of Housing	THE WORKPLACE INC	21DOH0502DB	21DOH0502DB Workplace UnCT I	N	\$0	\$379,762	\$0	\$379,762	3/8/2021	6/30/2025	\$1,396,107	\$1,396,107	\$0
Department of Housing	THE WORKPLACE INC	21DOH0512DB	21DOH0512DB UniteCT call cente	N	\$0	\$804,221	\$0	\$804,221	3/15/2021	6/30/2025	\$5,586,881	\$5,264,686	\$322,195
Department of Housing	UNITED WAY OF CONNECTICUT INC	21DOH1001AX	CT0288 CoC Support	N	\$1,480,000	\$359,304	\$100,000	\$1,939,304	7/1/2021	6/30/2026	\$5,856,520	\$4,117,216	\$1,739,304
Department of Housing	UNITED WAY OF GREATER NEW HAVEN INC	24DOH01ARPAV	ARPA LOB	Y	\$0	\$1,040,400	\$0	\$1,040,400	10/1/2024	9/30/2025	\$1,040,400	\$1,040,400	\$0
Department of Housing	UNITED WAY OF GREATER NEW HAVEN INC	24DOH1001GV	Coordinated Access Network	Y	\$351,425	\$831,173	\$196,520	\$1,379,118	1/1/2024	6/30/2027	\$3,826,913	\$1,868,677	\$1,958,236
Department of Housing	UNITED WAY OF GREATER NEW HAVEN INC	24DOH1001HUBGV	ARPA-HUB	Y	\$0	\$64,285	\$0	\$64,285	1/1/2024	9/30/2026	\$525,000	\$364,285	\$160,715
Department of Housing	UNITED WAY OF GREATER NEW HAVEN INC	24DOHARPAFLEXGV	ARPA Flexible Funds	Y	\$0	\$76,667	\$0	\$76,667	1/1/2024	12/31/2026	\$460,000	\$230,000	\$230,001
Department of Housing	UNITED WAY OF GREATER NEW HAVEN INC	25DOHARPA00GV	ARPA Flex Diversion LOB	N	\$0	\$115,000	\$0	\$115,000	12/1/2024	12/31/2026	\$460,000	\$115,000	\$345,000
Department of Housing	UNITED WAY OF SOUTHEASTERN CT	24DOH01ARPADA	ARPA LOB	N	\$0	\$626,400	\$0	\$626,400	10/1/2024	9/30/2025	\$626,400	\$626,400	\$0
Department of Housing	UNITED WAY OF SOUTHEASTERN CT	24DOH1001DA	CAN-Rebid	Y	\$863,007	\$237,645	\$118,320	\$1,218,972	1/1/2024	6/30/2027	\$3,259,560	\$1,396,954	\$1,862,606
Department of Housing	UNITED WAY OF SOUTHEASTERN CT	24DOH1001HUBDA	ARPA-HUB	Y	\$0	\$222,320	\$0	\$222,320	1/1/2024	9/30/2026	\$918,750	\$747,320	\$171,430
Department of Housing	UNITED WAY OF SOUTHEASTERN CT	24DOHARPAFLEXDA	ARPA-Flex (CAN Diversion)	Y	\$0	\$46,400	\$0	\$46,400	1/1/2024	12/31/2026	\$278,400	\$139,200	\$139,200
Department of Housing	UNITED WAY OF SOUTHEASTERN CT	25DOHARPA00DA	ARPA Flex Diversion LOB	N	\$0	\$80,000	\$0	\$80,000	12/1/2024	12/31/2026	\$160,000	\$80,000	\$80,000
Department of Housing	URBAN LEAGUE OF GREATER HARTFORD INC	21DOH0502BE	21DOH0502BE-UniteCT Level I	N	\$0	\$200,549	\$0	\$200,549	3/8/2021	6/30/2025	\$576,549	\$576,549	\$0
Department of Housing	WINDHAM REGION NO FREEZE PROJECT INC	24DOH0101BU	ESS-Rebid	Y	\$115,000	\$115,000	\$0	\$230,000	1/1/2024	6/30/2027	\$805,000	\$345,000	\$460,000
Department of Housing	WINDHAM REGIONAL COMMUNITY COUNCIL INC	24DOH07CT0306CO	Permanent Support Housing	Y	\$0	\$31,442	\$0	\$31,442	7/1/2023	6/30/2027	\$125,768	\$62,884	\$62,884
Department of Housing	WOMEN AND FAMILIES CENTER	20DOH0701CT	20DOH0701CT Youth Homeless 21	N	\$28,803	\$0	\$0	\$28,803	11/15/2020	6/30/2028	\$218,932	\$134,617	\$84,315
Department of Housing	WOMEN AND FAMILIES CENTER	22DOH0901CT	Line 1-2023	Y	\$12,423	\$0	\$0	\$12,423	12/1/2022	11/30/2027	\$65,178	\$33,328	\$31,850
Department of Housing	YOUTH CONTINUUM INC	16DOH0003GP	16DOH0003GP Supp. housing	Y	\$0	\$403,130	\$0	\$403,130	8/1/2016	7/31/2025	\$2,194,232	\$1,906,902	\$287,330
Department of Housing	YOUTH CONTINUUM INC	22DOH0903GP	Youth Homelessness Program	Y	\$80,180	\$187,917	\$0	\$268,097	12/1/2022	11/30/2026	\$1,134,171	\$714,706	\$419,465

POS FY 2025 Report Detail by Agency

Agency	Supplier Name	Contract ID #	Contract Description	Competitive ₁	Payments				Terms				
					General Fund	Federal Fund	Other Fund ₂	Total FY 2024 ₃	Contract Begin Date	Contract Expire Date	Cumulative Contract Total Amount ₄	Cumulative Contract Payments ₅	Cumulative Contract Balance Remaining ₆
Department of Housing	YOUTH CONTINUUM INC	22DOH0911GP	22-23	Y	\$21,257	\$0	\$0	\$21,257	12/15/2022	12/14/2027	\$109,846	\$56,488	\$53,358
Department of Housing	YWCA HARTFORD REGION INC	24DOH0101DD	ESS-Rebid	Y	\$60,720	\$77,280	\$0	\$138,000	1/1/2024	6/30/2027	\$483,000	\$207,000	\$276,000
Department of Housing	YWCA HARTFORD REGION INC	24DOH0701DD	PSH-Rebid	Y	\$175,500	\$0	\$0	\$175,500	1/1/2024	6/30/2027	\$409,500	\$175,500	\$234,000
DOH TOTAL	169				\$110,796,908	\$186,637,231	\$3,081,533	\$300,515,672			\$1,798,515,027	\$1,431,735,670	\$366,779,357
Department of Mental Health & Addiction Services	ABILITY BEYOND DISABILITY INC	24MHA2000POS01	N Employment Services MHA07307 SFY24	M	\$445,334	\$10,606	\$0	\$455,940	7/1/2023	6/30/2026	\$1,346,608	\$901,274	\$445,334
Department of Mental Health & Addiction Services	ABILITY BEYOND DISABILITY INC	25MHA2108POS01	N ABI Community Based Residence - MHA07301	M	\$7,851,760	\$186,995	\$0	\$8,038,755	7/1/2024	6/30/2027	\$23,742,275	\$8,038,755	\$15,703,520
Department of Mental Health & Addiction Services	ABILITY BEYOND DISABILITY INC	25MHA2153POS01	N Employment Services/Employment	M	\$3,937,805	\$93,780	\$0	\$4,031,585	7/1/2024	6/30/2027	\$11,907,195	\$4,031,585	\$7,875,610
Department of Mental Health & Addiction Services	ADVANCED BEHAVIORIAL HEALTH INC	23MHA2079POS01	N Mental Health Waiver - MHA00117 - Community	M	\$2,153,971	\$51,298	\$0	\$2,205,269	7/1/2022	6/30/2025	\$6,403,442	\$6,303,442	\$100,000
Department of Mental Health & Addiction Services	ADVANCED BEHAVIORIAL HEALTH INC	24MHA2512	Fiduciary Housing Coordination - MHA00123 -	M	\$300,000	\$0	\$0	\$300,000	9/1/2023	6/30/2026	\$1,416,667	\$716,667	\$700,000
Department of Mental Health & Addiction Services	ADVANCED BEHAVIORIAL HEALTH INC	24MHA6003	FY24 60 West	N	\$170,463	\$4,177	\$0	\$174,640	7/1/2023	6/30/2028	\$881,187	\$350,042	\$531,145
Department of Mental Health & Addiction Services	ADVANCED BEHAVIORIAL HEALTH INC	25MHA2078POS01	N Eastern Region Service - MHA00101	M	\$2,440,529	\$58,122	\$0	\$2,498,651	7/1/2024	6/30/2027	\$7,379,709	\$2,498,651	\$4,881,058
Department of Mental Health & Addiction Services	ADVOCACY UNLIMITED INC	23MHA2109POS01	N Advocacy Development - MHA00201	M	\$2,245,286	\$53,472	\$0	\$2,298,758	7/1/2022	6/30/2025	\$6,733,499	\$6,733,499	\$0
Department of Mental Health & Addiction Services	ALLIANCE FOR LIVING INC	24MHA2081POS01	MHA00551/Supportive Housing Case	M	\$0	\$49,880	\$0	\$49,880	7/1/2023	6/30/2026	\$149,640	\$99,760	\$49,880
Department of Mental Health & Addiction Services	ALLIANCE FOR LIVING INC	24MHA6046	FY24 ARPA Harm Reduction	Y	\$0	\$172,622	\$0	\$172,622	1/1/2024	9/30/2025	\$800,000	\$422,622	\$377,378
Department of Mental Health & Addiction Services	AMPLIFY INC	25MHA2194POS01	C Local Prevention (LPC) - MHA16603-SFY25	M	\$53,704	\$414,925	\$0	\$468,629	7/1/2024	6/30/2027	\$1,392,269	\$468,629	\$923,640
Department of Mental Health & Addiction Services	ANTHONY F CAMPAGNA PHD LLC	20MHA6000	YAS Client Assessments	N	\$5,000	\$0	\$0	\$5,000	7/1/2019	6/30/2025	\$155,000	\$17,521	\$137,479
Department of Mental Health & Addiction Services	APEX COMMUNITY CARE INC	23MHA2440	Latino Outreach Program SFY23	Y	\$34,037	\$67,510	\$0	\$101,547	7/1/2022	6/30/2025	\$297,449	\$297,449	\$0
Department of Mental Health & Addiction Services	APEX COMMUNITY CARE INC	24MHA6044	FY24 ARPA Harm Reduction Center - Waterbury	Y	\$0	\$400,000	\$0	\$400,000	10/1/2023	9/30/2025	\$800,000	\$650,000	\$150,000
Department of Mental Health & Addiction Services	APPLIED BEHAVIORAL REHABILITATION	24MHA2001POS01	N Supervising Housing MHA00701	M	\$166,070	\$3,955	\$0	\$170,025	7/1/2023	6/30/2026	\$502,165	\$336,095	\$166,070
Department of Mental Health & Addiction Services	APT FOUNDATION INC	23MHA6042	Recovery Coaching in Methadone Clinics - New	N	\$0	\$17,500	\$0	\$17,500	9/30/2022	9/29/2024	\$150,000	\$150,000	\$0
Department of Mental Health & Addiction Services	APT FOUNDATION INC	23MHA6043	Recovery Coaching in Methadone Clinics	N	\$0	\$17,500	\$0	\$17,500	9/30/2022	9/29/2024	\$150,000	\$150,000	\$0
Department of Mental Health & Addiction Services	APT FOUNDATION INC	24MHA2424POS01	MHA00803/APT 7 Day/Week OTP/SFY24	M	\$25,000	\$277,000	\$0	\$302,000	7/1/2023	6/30/2026	\$579,000	\$579,000	\$0
Department of Mental Health & Addiction Services	APT FOUNDATION INC	25MHA2036POS01	MHA00803/SFY25/CTU Outpatient	M	\$2,177,585	\$940,627	\$940,294	\$4,058,506	7/1/2024	6/30/2027	\$12,469,098	\$4,058,506	\$8,410,592
Department of Mental Health & Addiction Services	APT FOUNDATION INC	25MHA6041	YR1 of SOR5: Recovery Coaching in Methadone	N	\$0	\$75,000	\$0	\$75,000	9/30/2024	9/29/2027	\$75,000	\$75,000	\$0

POS FY 2025 Report Detail by Agency

Agency	Supplier Name	Contract ID #	Contract Description	Competitive ₁	Payments				Terms				
					General Fund	Federal Fund	Other Fund ₂	Total FY 2024 ₃	Contract Begin Date	Contract Expire Date	Cumulative Contract Total Amount ₄	Cumulative Contract Payments ₅	Cumulative Contract Balance Remaining ₆
Department of Mental Health & Addiction Services	APT FOUNDATION INC	25MHA6042	YR1 of SOR5: Recovery Coaching in Methadone	N	\$0	\$75,000	\$0	\$75,000	9/30/2024	9/29/2027	\$75,000	\$75,000	\$0
Department of Mental Health & Addiction Services	ARTREACH INCORPORATED	25MHA2082POS01	MHA00901/Art for Mental Health/SFY25	M	\$526,780	\$7,973	\$0	\$534,753	7/1/2024	6/30/2027	\$1,204,313	\$534,753	\$669,560
Department of Mental Health & Addiction Services	ASSOCIATION OF RELIGIOUS COMMUNITIES	25MHA2037AB	N Supportive Housing CM SFY25	E	\$8,672	\$207	\$0	\$8,879	7/1/2024	6/30/2027	\$26,223	\$8,879	\$17,344
Department of Mental Health & Addiction Services	BARDWELL BEHAVIORAL PLLC	25MHA6071	Eating Disorder Consultations (Maximum Daily Rate of	E	\$625	\$0	\$0	\$625	3/1/2025	6/30/2027	\$43,000	\$625	\$42,375
Department of Mental Health & Addiction Services	BETH-EL CENTER INC	25MHA2038POS01	MHA04051/SFY25/Supportiv e Housing	M	\$63,611	\$1,515	\$0	\$65,126	7/1/2024	6/30/2027	\$192,348	\$65,126	\$127,222
Department of Mental Health & Addiction Services	BHCARE INC	23MHA6060	SOR - Enhanced Medication Assisted Treatment (E-MAT)	N	\$0	\$50,000	\$0	\$50,000	9/30/2022	9/29/2024	\$400,000	\$400,000	\$0
Department of Mental Health & Addiction Services	BHCARE INC	24MHA2040POS01	MHA09805/ SFY24 / Shoreline North Haven	M	\$13,947,103	\$542,713	\$43,750	\$14,533,566	7/1/2023	6/30/2026	\$42,989,276	\$28,794,602	\$14,194,674
Department of Mental Health & Addiction Services	BHCARE INC	24MHA2041POS01	N Supportive Housing CM - MHA19616 - HUD BOS 193	M	\$0	\$47,961	\$0	\$47,961	7/1/2023	6/30/2026	\$213,897	\$78,461	\$135,436
Department of Mental Health & Addiction Services	BHCARE INC	24MHA6015	FY24 McKinsey Peer Navigators	Y	\$0	\$0	\$150,000	\$150,000	7/1/2023	6/30/2025	\$400,000	\$325,000	\$75,000
Department of Mental Health & Addiction Services	BHCARE INC	25MHA2192POS01	N Local Prevention (LPC) - MHA09815 - SFY25	M	\$51,438	\$395,831	\$0	\$447,269	7/1/2024	6/30/2027	\$1,328,255	\$447,269	\$880,986
Department of Mental Health & Addiction Services	BHCARE INC	25MHA6018	YR1 of SOR5: Enhanced Medication Assisted	N	\$0	\$200,000	\$0	\$200,000	9/30/2024	9/29/2027	\$200,000	\$200,000	\$0
Department of Mental Health & Addiction Services	BHCARE INC	25MHA6046	YR1 of SOR5: Mobile Employment Services	N	\$0	\$101,500	\$0	\$101,500	9/30/2024	9/29/2027	\$101,500	\$101,500	\$0
Department of Mental Health & Addiction Services	BIRTH SUPPORT EDUCATION AND BEYOND LLC	23MHA6012	FY23 Perinatal Support Services	N	\$225,000	\$5,358	\$0	\$230,358	10/1/2022	9/30/2025	\$680,358	\$624,108	\$56,250
Department of Mental Health & Addiction Services	BPG PSYCHOLOGICAL SERVICES PLLC	25MHA6007	FY25 CMHC Training and Assessment Services	N	\$38,745	\$0	\$0	\$38,745	7/1/2024	6/30/2028	\$490,200	\$38,745	\$451,455
Department of Mental Health & Addiction Services	BRIDGE HOUSE INC	25MHA2002POS01	N Social Rehabilitation/Social Rehab Day/MHA01601 SFY25	M	\$1,177,299	\$28,038	\$0	\$1,205,337	7/1/2024	6/30/2027	\$3,559,935	\$1,205,337	\$2,354,598
Department of Mental Health & Addiction Services	BRIDGES HEALTHCARE INC	23MHA6080	Mobile Outreach and Medication Assisted	N	\$0	\$11,786	\$0	\$11,786	9/30/2022	9/29/2024	\$400,000	\$361,786	\$38,214
Department of Mental Health & Addiction Services	BRIDGES HEALTHCARE INC	24MHA2042POS01	MHA01805/Jail Diversion/SFY24	N	\$7,725,462	\$283,379	\$231,163	\$8,240,004	7/1/2023	6/30/2026	\$24,072,821	\$16,024,491	\$8,048,330
Department of Mental Health & Addiction Services	BRIDGES HEALTHCARE INC	25MHA6061	YR1 of SOR5: Mobile Outreach and Medication	N	\$0	\$200,000	\$0	\$200,000	9/30/2024	9/29/2027	\$200,000	\$200,000	\$0
Department of Mental Health & Addiction Services	BRISTOL-BURLINGTON HEALTH DISTRICT	25MHA6054	YR1 of SOR5: "How Can We Help" Community Outreach	N	\$0	\$95,000	\$0	\$95,000	9/30/2024	9/29/2027	\$95,000	\$95,000	\$0
Department of Mental Health & Addiction Services	CARELON BEHAVIORAL HEALTH INC	22MHA6036	FY22 CT Access Mental Health for Moms	N	\$0	\$708,000	\$0	\$708,000	5/1/2022	9/30/2025	\$3,184,000	\$2,478,000	\$706,000
Department of Mental Health & Addiction Services	CATALYSTCT	25MHA2195POS01	C Local Prevention (LPC) - MHA17001	M	\$54,508	\$321,063	\$0	\$375,571	7/1/2024	6/30/2027	\$1,113,113	\$375,571	\$737,542
Department of Mental Health & Addiction Services	CATHOLIC CHARITIES INC	24MHA2111POS01	N Outpatient Clinical Services: Addiction Standard	M	\$329,484	\$104,281	\$0	\$433,765	7/1/2023	6/30/2026	\$1,281,115	\$857,440	\$423,675
Department of Mental Health & Addiction Services	CATHOLIC CHARITIES INC	24MHA2154POS01	N Case Management/MHA02301/C	M	\$604,435	\$14,395	\$0	\$618,830	7/1/2023	6/30/2026	\$1,827,700	\$1,223,265	\$604,435
Department of Mental Health & Addiction Services	CATHOLIC CHARITIES OF FAIRFIELD COUNTY	24MHA2004POS01	N Supportive Housing MHA02206	M	\$589,384	\$15,079	\$43,750	\$648,213	7/1/2023	6/30/2026	\$1,914,481	\$1,281,347	\$633,134

POS FY 2025 Report Detail by Agency

Agency	Supplier Name	Contract ID #	Contract Description	Competitive ₁	Payments				Terms				
					General Fund	Federal Fund	Other Fund ₂	Total FY 2024 ₃	Contract Begin Date	Contract Expire Date	Cumulative Contract Total Amount ₄	Cumulative Contract Payments ₅	Cumulative Contract Balance Remaining ₆
Department of Mental Health & Addiction Services	CATHOLIC CHARITIES OF FAIRFIELD COUNTY	24MHA2411	N Homeless Outreach & Engagement/SOAR FY24	M	\$0	\$72,917	\$0	\$72,917	7/1/2023	3/14/2025	\$142,917	\$142,917	\$0
Department of Mental Health & Addiction Services	CATHOLIC CHARITIES OF FAIRFIELD COUNTY	25MHA2155POS01	N Social Rehab Services/New Heights/MHA02203 SFY25	M	\$2,117,732	\$202,875	\$0	\$2,320,607	7/1/2024	6/30/2027	\$6,895,071	\$2,320,607	\$4,574,464
Department of Mental Health & Addiction Services	CENTER FOR COMMUNITY INDEPENDENCE INC	24MHA6000	FY24 ABI Residential Support Services	N	\$564,299	\$13,611	\$0	\$577,910	7/1/2023	6/30/2028	\$1,728,111	\$1,143,775	\$584,336
Department of Mental Health & Addiction Services	CENTER FOR HUMAN DEVELOPMENT INC	24MHA2112POS01	N Supervised Housing - MHA02502 - CTLP	M	\$11,987,583	\$289,060	\$0	\$12,276,643	7/1/2023	6/30/2026	\$35,655,256	\$23,988,913	\$11,666,343
Department of Mental Health & Addiction Services	CENTER FOR HUMAN DEVELOPMENT INC	24MHA2412POS01	N Homeless Outreach & Engagement - MHA02544 -	M	\$0	\$62,584	\$0	\$62,584	7/1/2023	6/30/2025	\$132,584	\$132,584	\$0
Department of Mental Health & Addiction Services	CENTER FOR HUMAN DEVELOPMENT INC	24MHA6040	SOR How Can We Help	N	\$0	\$15,000	\$0	\$15,000	9/30/2023	9/29/2024	\$85,000	\$65,000	\$20,000
Department of Mental Health & Addiction Services	CENTER FOR HUMAN DEVELOPMENT INC	25MHA2156POS01	N Supportive Housing CM/PILOTS	M	\$5,561,996	\$787,228	\$0	\$6,349,224	7/1/2024	6/30/2027	\$18,497,583	\$6,349,224	\$12,148,359
Department of Mental Health & Addiction Services	CENTER FOR HUMAN DEVELOPMENT INC	25MHA6053	YR1: "How Can We Help" Community Outreach	N	\$0	\$47,500	\$0	\$47,500	9/30/2024	9/29/2027	\$95,000	\$47,500	\$47,500
Department of Mental Health & Addiction Services	CENTER FOR INTEGRATIVE PSYCHOLOGICAL	23MHA6074	FY23 Anesthesiology	N	\$19,988	\$0	\$0	\$19,988	9/1/2022	8/30/2026	\$181,700	\$41,783	\$139,918
Department of Mental Health & Addiction Services	CENTRAL CONNECTICUT COAST YOUNG MEN'S	24MHA2005POS01	N Supportive Housing MHA02701 Crescent Apt	M	\$883,302	\$415,588	\$0	\$1,298,890	7/1/2023	6/30/2026	\$3,703,602	\$2,574,371	\$1,129,231
Department of Mental Health & Addiction Services	CENTRAL CONNECTICUT HEALTH DISTRICT	24MHA6039	FY24 SOR How Can We Help (HCWH)	N	\$0	\$25,000	\$0	\$25,000	9/30/2023	9/29/2024	\$75,000	\$75,000	\$0
Department of Mental Health & Addiction Services	CENTRAL CONNECTICUT HEALTH DISTRICT	25MHA6055	YR1 of SOR5: "How Can We Help" Community Outreach	N	\$0	\$95,000	\$0	\$95,000	9/30/2024	9/29/2027	\$95,000	\$95,000	\$0
Department of Mental Health & Addiction Services	CHARLOTTE HUNGERFORD HOSPITAL	24MHA2158POS01	N Homeless Outreach & Engagement/MHA03102/MH	M	\$764,320	\$359,785	\$0	\$1,124,105	7/1/2023	6/30/2026	\$3,304,264	\$2,206,307	\$1,097,957
Department of Mental Health & Addiction Services	CHEMICAL ABUSE SERVICES AGENCY INC	24MHA2006POS01	N Infectious Disease Education & Testing	M	\$1,788,403	\$418,982	\$0	\$2,207,385	7/1/2023	6/30/2026	\$6,408,161	\$4,252,066	\$2,156,095
Department of Mental Health & Addiction Services	CHEMICAL ABUSE SERVICES AGENCY INC	25MHA6037	YR1 of SOR5: Recovery Coaching in Methadone	N	\$0	\$75,000	\$0	\$75,000	9/30/2024	9/29/2027	\$75,000	\$75,000	\$0
Department of Mental Health & Addiction Services	CHRYSALIS CENTER INC	22MHA2114POS01	N Supportive Housing CM (FFS)	M	\$0	\$30,104	\$0	\$30,104	7/1/2021	6/30/2024	\$447,969	\$284,983	\$162,986
Department of Mental Health & Addiction Services	CHRYSALIS CENTER INC	25MHA2113	N Social Rehab Services-MHA03405 - SFY25	M	\$4,730,690	\$678,103	\$54,976	\$5,463,769	7/1/2024	6/30/2027	\$16,165,981	\$5,463,769	\$10,702,212
Department of Mental Health & Addiction Services	CHRYSALIS CENTER INC	25MHA2114POS01	N Supportive Housing - MHA03420 - SFY25	M	\$0	\$53,347	\$0	\$53,347	7/1/2024	6/30/2027	\$241,176	\$53,347	\$187,829
Department of Mental Health & Addiction Services	CITY OF BRISTOL	24MHA6038	FY24 SOR How Can We Help (HCWH)	E	\$0	\$75,000	\$0	\$75,000	9/30/2023	10/20/2024	\$75,000	\$75,000	\$0
Department of Mental Health & Addiction Services	CITY OF NORWICH	24MHA6041	How Can We Help	E	\$0	\$75,000	\$0	\$75,000	9/30/2023	9/29/2024	\$75,000	\$75,000	\$0
Department of Mental Health & Addiction Services	COLORADO PSYCHOLOGY ASSOCIATES INC	25MHA6008	FY25 - CMHC Training and Assessments	N	\$53,863	\$0	\$0	\$53,863	7/1/2024	6/30/2026	\$738,150	\$53,863	\$684,288
Department of Mental Health & Addiction Services	COLUMBUS HOUSE INC	23MHA2044POS01	MHA03801 / SFY23 / Shelter Case Management	M	\$2,776,655	\$2,823,425	\$0	\$5,600,080	7/1/2022	6/30/2025	\$16,079,492	\$16,079,492	\$0
Department of Mental Health & Addiction Services	COLUMBUS HOUSE INC	23MHA6032	SOR How Can We Help (HCWH)	N	\$0	\$25,000	\$0	\$25,000	9/30/2022	9/29/2024	\$150,000	\$150,000	\$0
Department of Mental Health & Addiction Services	COLUMBUS HOUSE INC	24MHA2416POS01	MHA03827/SOAR BG/SFY24	M	\$0	\$99,167	\$0	\$99,167	7/1/2023	3/14/2025	\$239,167	\$239,167	\$0

POS FY 2025 Report Detail by Agency

Agency	Supplier Name	Contract ID #	Contract Description	Competitive ₁	Payments				Terms				
					General Fund	Federal Fund	Other Fund ₂	Total FY 2024 ₃	Contract Begin Date	Contract Expire Date	Cumulative Contract Total Amount ₄	Cumulative Contract Payments ₅	Cumulative Contract Balance Remaining ₆
Department of Mental Health & Addiction Services	COLUMBUS HOUSE INC	25MHA6060	YR1 of SOR5: How Can We Help - Community Outreach	N	\$0	\$47,500	\$0	\$47,500	9/30/2024	9/29/2027	\$95,000	\$47,500	\$47,500
Department of Mental Health & Addiction Services	COMMUNICARE INC	24MHA2179POS01	MHA04622/The Better Choice/SFY24	M	\$31,464	\$8,353	\$319,301	\$359,118	7/1/2023	6/30/2025	\$709,883	\$709,883	\$0
Department of Mental Health & Addiction Services	COMMUNICARE INC	25MHA2046POS01	MHA04603/SFY25/Shoreline Latino Behavioral Health	M	\$2,687,823	\$1,217,284	\$0	\$3,905,107	7/1/2024	6/30/2027	\$9,763,318	\$3,905,107	\$5,858,211
Department of Mental Health & Addiction Services	COMMUNITY HEALTH CENTER INC	25MHA2047POS01	MHA04301/SFY25/CASE MANAGEMENT	M	\$80,505	\$1,917	\$0	\$82,422	7/1/2024	6/30/2027	\$243,432	\$82,422	\$161,010
Department of Mental Health & Addiction Services	COMMUNITY HEALTH RESOURCES INC	22MHA2084POS01	C Pre-Trial DUI Alcohol Education FFS - MHA05103 -	Y	\$0	\$0	\$48,849	\$48,849	7/1/2021	6/30/2024	\$1,236,679	\$528,521	\$708,158
Department of Mental Health & Addiction Services	COMMUNITY HEALTH RESOURCES INC	23MHA6039	SOR Recovery Coaching in Methadone Clinic	N	\$0	\$37,500	\$0	\$37,500	9/30/2022	9/29/2024	\$150,000	\$150,000	\$0
Department of Mental Health & Addiction Services	COMMUNITY HEALTH RESOURCES INC	23MHA6062	FY23 Clinic Based Medication Assisted Treatment (CB-MAT)	N	\$0	\$35,000	\$0	\$35,000	9/30/2022	9/29/2024	\$280,000	\$280,000	\$0
Department of Mental Health & Addiction Services	COMMUNITY HEALTH RESOURCES INC	24MHA2084	C Pre-Trial DUI Alcohol Education FFS - MHA05103 -	Y	\$0	\$16,189	\$303,424	\$319,613	7/1/2023	6/30/2026	\$2,055,478	\$319,613	\$1,735,865
Department of Mental Health & Addiction Services	COMMUNITY HEALTH RESOURCES INC	24MHA2115POS01	N Outpatient Clinical Services: MH Standard -	M	\$21,203,278	\$2,996,504	\$1,007,619	\$25,207,401	7/1/2023	6/30/2026	\$72,921,308	\$49,111,286	\$23,810,022
Department of Mental Health & Addiction Services	COMMUNITY HEALTH RESOURCES INC	24MHA2116POS01	N Supportive Housing CM - MHA04405 - PILOTS	M	\$0	\$34,845	\$0	\$34,845	7/1/2023	6/30/2026	\$180,009	\$59,126	\$120,883
Department of Mental Health & Addiction Services	COMMUNITY HEALTH RESOURCES INC	24MHA2415	N Homeless Outreach & Engagement - MHA02544 -	M	\$0	\$72,917	\$0	\$72,917	6/5/2023	6/30/2025	\$142,917	\$142,917	\$0
Department of Mental Health & Addiction Services	COMMUNITY HEALTH RESOURCES INC	24MHA6014	FY24 McKinsey Peer Navigator	Y	\$0	\$0	\$150,000	\$150,000	7/1/2023	6/30/2025	\$400,000	\$325,000	\$75,000
Department of Mental Health & Addiction Services	COMMUNITY HEALTH RESOURCES INC	24MHA6062	FY24 Emergency Depart. Recover Support Specialist	N	\$0	\$600,000	\$0	\$600,000	5/1/2024	4/30/2026	\$1,600,000	\$600,000	\$1,000,000
Department of Mental Health & Addiction Services	COMMUNITY HEALTH RESOURCES INC	25MHA6011	Women's REACH Program	Y	\$52,656	\$160,562	\$0	\$213,219	7/1/2024	6/30/2027	\$833,188	\$213,219	\$619,970
Department of Mental Health & Addiction Services	COMMUNITY HEALTH RESOURCES INC	25MHA6032	SOR5 YR1: Clinic Based Medication Assisted	N	\$0	\$140,000	\$0	\$140,000	9/30/2024	9/29/2027	\$140,000	\$140,000	\$0
Department of Mental Health & Addiction Services	COMMUNITY HEALTH RESOURCES INC	25MHA6038	Community Health Resources - Recovery Coaching in	N	\$0	\$75,000	\$0	\$75,000	9/30/2024	9/29/2027	\$75,000	\$75,000	\$0
Department of Mental Health & Addiction Services	COMMUNITY MENTAL HEALTH AFFILIATES INC	23MHA6063	SOR Clinic Based Medication Assisted Treatment (CB-MAT)	N	\$0	\$29,615	\$0	\$29,615	9/30/2022	9/29/2024	\$280,000	\$274,615	\$5,385
Department of Mental Health & Addiction Services	COMMUNITY MENTAL HEALTH AFFILIATES INC	23MHA6082	SOR - Medication Assisted Treatment (MAT) Outreach	N	\$0	\$84,121	\$0	\$84,121	9/30/2022	9/29/2024	\$445,216	\$418,033	\$27,183
Department of Mental Health & Addiction Services	COMMUNITY MENTAL HEALTH AFFILIATES INC	24MHA2118POS01	N Assertive Community Treatment - MHA04501 -	M	\$15,648,880	\$2,274,513	\$0	\$17,923,393	7/1/2023	6/30/2026	\$52,145,364	\$35,098,701	\$17,046,663
Department of Mental Health & Addiction Services	COMMUNITY MENTAL HEALTH AFFILIATES INC	24MHA2119POS01	N Supportive Housing CM - MHA04536 - Supportive	M	\$0	\$52,127	\$0	\$52,127	7/1/2023	6/30/2026	\$178,194	\$82,603	\$95,591
Department of Mental Health & Addiction Services	COMMUNITY MENTAL HEALTH AFFILIATES INC	24MHA6049	YAS CT Stay Strong	N	\$0	\$348,000	\$0	\$348,000	4/30/2024	4/29/2025	\$348,000	\$348,000	\$0
Department of Mental Health & Addiction Services	COMMUNITY MENTAL HEALTH AFFILIATES INC	25MHA2159POS01	N Outpatient Clinical Services:MH/Northwest	M	\$176,080	\$4,193	\$0	\$180,273	7/1/2024	6/30/2027	\$532,433	\$180,273	\$352,160
Department of Mental Health & Addiction Services	COMMUNITY MENTAL HEALTH AFFILIATES INC	25MHA6033	YR1 SOR5 (State Opioid Response) CMHA: Clinic	N	\$0	\$140,000	\$0	\$140,000	9/30/2024	9/29/2027	\$140,000	\$140,000	\$0
Department of Mental Health & Addiction Services	COMMUNITY RENEWAL TEAM INC	23MHA2121POS01	N Outpatient Clinical Services: MH Standard -	M	\$547,551	\$398,240	\$0	\$945,791	7/1/2022	6/30/2025	\$2,492,767	\$2,484,075	\$8,692

POS FY 2025 Report Detail by Agency

Agency	Supplier Name	Contract ID #	Contract Description	Competitive ₁	Payments				Terms				
					General Fund	Federal Fund	Other Fund ₂	Total FY 2024 ₃	Contract Begin Date	Contract Expire Date	Cumulative Contract Total Amount ₄	Cumulative Contract Payments ₅	Cumulative Contract Balance Remaining ₆
Department of Mental Health & Addiction Services	COMMUNITY RENEWAL TEAM INC	23MHA6048	SOR Education and Family Support (EFS) - English	E	\$0	\$24,000	\$0	\$24,000	9/30/2022	9/29/2024	\$48,000	\$48,000	\$0
Department of Mental Health & Addiction Services	COMMUNITY RENEWAL TEAM INC	23MHA6049	SOR Education and Family Support (EFS) - Spanish	E	\$0	\$3,000	\$0	\$3,000	9/30/2022	9/29/2024	\$48,000	\$48,000	\$0
Department of Mental Health & Addiction Services	COMMUNITY RENEWAL TEAM INC	25MHA6020	YR1 SOR5 - Community Renewal Team Inc: Education	E	\$0	\$12,000	\$0	\$12,000	9/30/2024	9/29/2027	\$24,000	\$12,000	\$12,000
Department of Mental Health & Addiction Services	COMMUNITY RENEWAL TEAM INC	25MHA6021	YR1 SOR5: Latino Education and Family Support Groups	E	\$0	\$12,000	\$0	\$12,000	9/30/2024	9/29/2027	\$24,000	\$12,000	\$12,000
Department of Mental Health & Addiction Services	COMMUNITY RESOURCES FOR JUSTICE	23MHA6001	FY23 YAS Specialized Residential Treatment	N	\$1,526,108	\$0	\$0	\$1,526,108	7/1/2022	6/30/2025	\$4,257,612	\$4,148,218	\$109,394
Department of Mental Health & Addiction Services	CONNECTICUT COALITION AGAINST DOMESTIC	22MHA6049	Intimate Partner Violence	N	\$0	\$227,245	\$0	\$227,245	6/1/2022	9/30/2025	\$635,250	\$590,245	\$45,005
Department of Mental Health & Addiction Services	CONNECTICUT COMMUNITY FOR ADDICTION	23MHA2122POS01	N Recovery Advocacy/Coach Academy - MHA06301	M	\$1,129,599	\$1,482,572	\$405,000	\$3,017,171	7/1/2022	6/30/2025	\$10,568,697	\$10,568,697	\$0
Department of Mental Health & Addiction Services	CONNECTICUT COMMUNITY FOR ADDICTION	25MHA6031	YR1 of SOR5: Recovery Coaches in Emergency	N	\$0	\$1,250,000	\$0	\$1,250,000	9/30/2024	9/29/2027	\$1,250,000	\$1,250,000	\$0
Department of Mental Health & Addiction Services	CONNECTICUT COUNCIL ON PROBLEM GAMBLING	20MHA6007	Problem Gambling Help Line	Y	\$0	\$0	\$206,250	\$206,250	9/1/2019	6/30/2025	\$865,000	\$865,000	\$0
Department of Mental Health & Addiction Services	CONNECTICUT COUNSELING CENTERS INC	23MHA2160	MHA06602 Norwalk HIV/AIDS Program	M	\$73,918	\$69,380	\$0	\$143,298	7/1/2022	6/30/2025	\$419,747	\$419,747	\$0
Department of Mental Health & Addiction Services	CONNECTICUT COUNSELING CENTERS INC	23MHA6041	SOR Recovery Coaching in Methadone Clinics	N	\$0	\$18,750	\$0	\$18,750	9/30/2022	9/29/2024	\$150,000	\$150,000	\$0
Department of Mental Health & Addiction Services	CONNECTICUT COUNSELING CENTERS INC	25MHA6040	Recovery Coaching in Methadone Clinics	N	\$0	\$75,000	\$0	\$75,000	9/30/2024	9/29/2027	\$75,000	\$75,000	\$0
Department of Mental Health & Addiction Services	CONNECTICUT HARM REDUCTION ALLIANCE INC	23MHA6011	CT Rail Fastrak Collaboration Initiative	N	\$0	\$526,477	\$0	\$526,477	8/1/2022	9/30/2025	\$1,126,500	\$959,102	\$167,398
Department of Mental Health & Addiction Services	CONNECTICUT HARM REDUCTION ALLIANCE INC	23MHA6076	SOR Mobile Outreach and Medication Assisted	N	\$0	\$43,750	\$0	\$43,750	9/30/2022	9/29/2024	\$350,000	\$350,000	\$0
Department of Mental Health & Addiction Services	CONNECTICUT HARM REDUCTION ALLIANCE INC	24MHA6033	FY 24 ARPA Harm Reduction Centers	Y	\$0	\$399,996	\$0	\$399,996	10/1/2023	9/30/2025	\$799,992	\$649,996	\$149,996
Department of Mental Health & Addiction Services	CONNECTICUT HARM REDUCTION ALLIANCE INC	25MHA6027	YR1 of SOR5: Drop-In Center @ 28 Grand Street	N	\$0	\$175,000	\$0	\$175,000	9/30/2024	9/29/2025	\$175,000	\$175,000	\$0
Department of Mental Health & Addiction Services	CONNECTICUT HARM REDUCTION ALLIANCE INC	25MHA6028	YR1 of SOR5: Drop-In Center @ 557 Albany Avenue	N	\$0	\$175,000	\$0	\$175,000	9/30/2024	9/29/2025	\$175,000	\$175,000	\$0
Department of Mental Health & Addiction Services	CONNECTICUT HARM REDUCTION ALLIANCE INC	25MHA6065	YR1 of SOR5 - Mobile Outreach & Medication	N	\$0	\$175,000	\$0	\$175,000	9/30/2024	9/29/2027	\$175,000	\$175,000	\$0
Department of Mental Health & Addiction Services	CONNECTICUT LEGAL RIGHTS PROJECT INC	21MHA6000	Consent Decree FY21	N	\$793,899	\$18,907	\$0	\$812,806	7/1/2020	6/30/2025	\$3,781,736	\$3,781,736	\$0
Department of Mental Health & Addiction Services	CONNECTICUT LEGAL RIGHTS PROJECT INC	21MHA6001	21MHA6001	N	\$109,496	\$2,608	\$0	\$112,104	7/1/2020	6/30/2025	\$521,583	\$521,583	\$0
Department of Mental Health & Addiction Services	CONNECTICUT RENAISSANCE INC	24MHA2007POS01	N Residential Services: Intermediate and Long Term	M	\$357,281	\$307,333	\$576,000	\$1,240,614	7/1/2023	6/30/2026	\$4,357,189	\$3,145,483	\$1,211,706
Department of Mental Health & Addiction Services	CONNECTICUT RENAISSANCE INC	24MHA2187POS01	N Bettor Choice Problem Gambling: Outpatient	M	\$31,463	\$8,353	\$319,302	\$359,118	7/1/2023	6/30/2025	\$709,883	\$709,883	\$0
Department of Mental Health & Addiction Services	CONTINUUM OF CARE INC	23MHA2442POS01	MHA05450 / SFY23 / Continuum of Care-Holmes	M	\$1,756,785	\$30,993	\$0	\$1,787,778	12/8/2022	6/30/2025	\$4,170,629	\$3,707,141	\$463,488
Department of Mental Health & Addiction Services	CONTINUUM OF CARE INC	23MHA6014	FY23 Luna's Path - YAS	N	\$391,273	\$0	\$0	\$391,273	8/30/2022	6/30/2028	\$2,390,447	\$1,166,243	\$1,224,204

POS FY 2025 Report Detail by Agency

Agency	Supplier Name	Contract ID #	Contract Description	Competitive ₁	Payments				Terms				
					General Fund	Federal Fund	Other Fund ₂	Total FY 2024 ₃	Contract Begin Date	Contract Expire Date	Cumulative Contract Total Amount ₄	Cumulative Contract Payments ₅	Cumulative Contract Balance Remaining ₆
Department of Mental Health & Addiction Services	CONTINUUM OF CARE INC	24MHA2191POS01	Beverly Road/MHA5446 - SFY23	M	\$705,695	\$16,806	\$0	\$722,501	7/1/2023	6/30/2026	\$2,133,891	\$1,428,196	\$705,695
Department of Mental Health & Addiction Services	CONTINUUM OF CARE INC	24MHA2511POS01	MHA05451/FY24/Rest Center OBSERVATION BEDS	M	\$2,553,136	\$81,714	\$0	\$2,634,850	10/1/2023	6/30/2026	\$6,734,805	\$4,044,850	\$2,689,955
Department of Mental Health & Addiction Services	CONTINUUM OF CARE INC	25MHA2052POS01	MHA05401/SFY25/Crisis Respite (NH)	M	\$20,916,536	\$632,490	\$0	\$21,549,026	7/1/2024	6/30/2027	\$63,263,370	\$21,549,026	\$41,714,344
Department of Mental Health & Addiction Services	CONTINUUM OF CARE INC	25MHA6067	FY25 YAS Dialectical Behavioral Therapy (DBT)	N	\$857,925	\$0	\$0	\$857,925	1/1/2025	6/30/2027	\$3,893,145	\$857,925	\$3,035,220
Department of Mental Health & Addiction Services	CORAM DEO INC	23MHA6033	SOR4 YR1 2023	N	\$0	\$25,000	\$0	\$25,000	9/30/2022	9/29/2024	\$150,000	\$150,000	\$0
Department of Mental Health & Addiction Services	CORAM DEO INC	25MHA6056	YR1 of SOR5: How Can We Help (HCWH) Community	N	\$0	\$95,000	\$0	\$95,000	9/30/2024	9/29/2027	\$95,000	\$95,000	\$0
Department of Mental Health & Addiction Services	CORNELL SCOTT-HILL HEALTH CORPORATION	23MHA6040	SOR Recovery Coaching in Methadone Clinics	N	\$0	\$45,651	\$0	\$45,651	9/30/2022	9/29/2024	\$150,000	\$91,320	\$58,680
Department of Mental Health & Addiction Services	CORNELL SCOTT-HILL HEALTH CORPORATION	23MHA6057	Enhanced Medication Assisted Treatment (E-MAT)	N	\$0	\$25,000	\$0	\$25,000	9/30/2022	9/29/2024	\$400,000	\$400,000	\$0
Department of Mental Health & Addiction Services	CORNELL SCOTT-HILL HEALTH CORPORATION	25MHA2054POS01	MHA10307/SFY25/South Central Rehabilitation Center	M	\$1,790,564	\$109,006	\$0	\$1,899,570	7/1/2024	6/30/2027	\$7,500,990	\$1,899,570	\$5,601,420
Department of Mental Health & Addiction Services	CORNELL SCOTT-HILL HEALTH CORPORATION	25MHA6039	YR1 of SOR5: Recovery Coaching in Methadone	N	\$0	\$75,000	\$0	\$75,000	9/30/2024	9/29/2027	\$75,000	\$75,000	\$0
Department of Mental Health & Addiction Services	COUNCIL OF CHURCHES OF GREATER	24MHA2008POS01	N Project Nueva Vida: Vocational Case	M	\$50,728	\$1,208	\$0	\$51,936	7/1/2023	6/30/2026	\$153,392	\$102,664	\$50,728
Department of Mental Health & Addiction Services	COUNCIL OF CHURCHES OF GREATER	24MHA6007	Spiritual Services	E	\$24,949	\$0	\$0	\$24,949	7/1/2023	6/30/2025	\$47,000	\$45,981	\$1,019
Department of Mental Health & Addiction Services	CROSS STREET TRAINING & ACADEMIC CENTER	23MHA6028	SOR How Can We Help (HCWH)	N	\$0	\$20,000	\$0	\$20,000	9/30/2022	9/29/2024	\$150,000	\$150,000	\$0
Department of Mental Health & Addiction Services	CROSS STREET TRAINING & ACADEMIC CENTER	25MHA6052	YR1 of SOR5: "How Can We Help" Community Outreach	N	\$0	\$47,500	\$0	\$47,500	9/30/2024	9/29/2027	\$95,000	\$47,500	\$47,500
Department of Mental Health & Addiction Services	DANBURY HOSPITAL	23MHA2161POS01	N Mobile Crisis Services MHA07101 Crisis	M	\$1,252,102	\$632,823	\$0	\$1,884,925	7/1/2022	6/30/2026	\$6,985,805	\$5,432,281	\$1,553,524
Department of Mental Health & Addiction Services	DAY KIMBALL HOSPITAL	23MHA2087POS01	MHA 07402/ Crisis Care Coordination/ SFY23	M	\$62,228	\$1,482	\$0	\$63,710	7/1/2022	6/30/2025	\$186,619	\$186,619	\$0
Department of Mental Health & Addiction Services	DIALYSIS CLINIC INC	22MHA6034	Hemodialysis Therapy	N	\$368,050	\$0	\$0	\$368,050	12/20/2021	11/30/2025	\$1,350,956	\$1,346,630	\$4,326
Department of Mental Health & Addiction Services	DORA M KEE LLC	24MHA6013	Nutritional Consultant	E	\$675	\$0	\$0	\$675	7/1/2023	6/30/2024	\$13,500	\$11,723	\$1,778
Department of Mental Health & Addiction Services	DORA M KEE LLC	25MHA6002	Nutritional Consultation	E	\$11,138	\$0	\$0	\$11,138	7/1/2024	6/30/2025	\$13,500	\$11,138	\$2,363
Department of Mental Health & Addiction Services	EASTCONN	23MHA6085	FY24 Special Education Services	N	\$409,259	\$0	\$0	\$409,259	7/1/2023	6/30/2028	\$4,130,271	\$814,949	\$3,315,322
Department of Mental Health & Addiction Services	EASTERSEALS CAPITAL REGION & EASTERN	23MHA2124POS01	N Supported Education Services - MHA07701 SFY23	M	\$142,337	\$3,390	\$0	\$145,727	7/1/2022	6/30/2025	\$426,862	\$426,862	\$0
Department of Mental Health & Addiction Services	EDADVANCE	25MHA2162POS01	N Transportation/TRED/MHA0	M	\$184,095	\$4,384	\$0	\$188,479	7/1/2024	6/30/2027	\$556,669	\$188,479	\$368,190
Department of Mental Health & Addiction Services	ESSENCE PSYCHOLOGICAL SERVICES LLC	23MHA6025	FY23 - FY25: Psychological Evaluations	N	\$20,200	\$0	\$0	\$20,200	5/1/2023	6/30/2028	\$474,000	\$20,200	\$453,800
Department of Mental Health & Addiction Services	FAIR HAVEN COMMUNITY HEALTH CLINIC INC	23MHA2438	Latino Outreach Program SFY23	Y	\$34,037	\$67,510	\$0	\$101,547	7/1/2022	6/30/2025	\$297,449	\$297,449	\$0

POS FY 2025 Report Detail by Agency

Agency	Supplier Name	Contract ID #	Contract Description	Competitive ₁	Payments				Terms				
					General Fund	Federal Fund	Other Fund ₂	Total FY 2024 ₃	Contract Begin Date	Contract Expire Date	Cumulative Contract Total Amount ₄	Cumulative Contract Payments ₅	Cumulative Contract Balance Remaining ₆
Department of Mental Health & Addiction Services	FAMILY & CHILDRENS AGENCY INC	24MHA2010POS01	N Outpatient Clinical Services: Addiction	M	\$550,467	\$167,283	\$0	\$717,750	7/1/2023	6/30/2026	\$2,119,857	\$1,418,804	\$701,053
Department of Mental Health & Addiction Services	FAMILY & CHILDRENS AGENCY INC	24MHA2507	PIDIP	Y	\$0	\$4,147	\$178,023	\$182,170	7/1/2023	6/30/2026	\$526,489	\$214,039	\$312,450
Department of Mental Health & Addiction Services	FAMILY CENTERED SERVICES OF CT INC	25MHA2057POS01	MHA05602/SFY25/Parenting Support & Parental Rights	M	\$25,235	\$59,718	\$0	\$84,953	7/1/2024	6/30/2027	\$250,907	\$84,953	\$165,954
Department of Mental Health & Addiction Services	FELLOWSHIP PLACE INC	23MHA2058POS01	MHA08801 / SFY23 / Fellowship Inn Social Rehab	M	\$1,806,060	\$43,012	\$0	\$1,849,072	7/1/2022	6/30/2025	\$5,417,114	\$5,417,114	\$0
Department of Mental Health & Addiction Services	FIRE PSYCH INC	24MHA6029	WFH Pathological Fire Setting (PFS) Risk Assessment	N	\$45,159	\$0	\$0	\$45,159	10/1/2023	6/30/2027	\$624,675	\$83,295	\$541,380
Department of Mental Health & Addiction Services	FOCUS CENTER FOR AUTISM INC	23MHA2164POS01	N Young Adult Svcs-Mixed Model MHA09051	M	\$934,264	\$21,714	\$0	\$955,978	7/1/2022	6/30/2025	\$2,812,702	\$2,812,702	\$0
Department of Mental Health & Addiction Services	FRIENDSHIP SERVICE CENTER INC	23MHA2126POS01	N Shelters - MHA09101 - EMS Emergency Shelters	M	\$401,446	\$119,305	\$0	\$520,751	7/1/2022	6/30/2025	\$1,535,363	\$1,535,363	\$0
Department of Mental Health & Addiction Services	FRIENDSHIP SERVICE CENTER INC	24MHA2414POS01	N Homeless Outreach & Engagement - MHA02544 -	M	\$0	\$49,584	\$0	\$49,584	7/1/2023	6/30/2025	\$134,584	\$119,584	\$15,000
Department of Mental Health & Addiction Services	GILEAD COMMUNITY SERVICES INC	23MHA2061POS01	MHA 08703 / SFY23 / Farrell Outpatient	M	\$9,023,334	\$233,929	\$0	\$9,257,263	7/1/2022	6/30/2025	\$27,322,887	\$27,322,887	\$0
Department of Mental Health & Addiction Services	GOODWILL INDUSTRIES OF SOUTHERN	23MHA2437	MHA07904/ Employment Services/ SFY23	Y	\$391,207	\$9,317	\$0	\$400,524	7/1/2022	6/30/2025	\$1,173,210	\$1,173,210	\$0
Department of Mental Health & Addiction Services	GOODWILL INDUSTRIES OF SOUTHERN	24MHA2056POS01	MHA07901/IDEA Work Services/SFY24	M	\$678,554	\$16,160	\$0	\$694,714	7/1/2023	6/30/2026	\$2,051,822	\$1,373,268	\$678,554
Department of Mental Health & Addiction Services	GOODWILL OF WESTERN AND NORTHERN	23MHA2012POS01	N ABI Community-Based Residence MHA09401	M	\$2,787,810	\$66,393	\$0	\$2,854,203	7/1/2022	6/30/2025	\$8,384,502	\$8,384,502	\$0
Department of Mental Health & Addiction Services	GOODWILL OF WESTERN AND NORTHERN	23MHA2435POS01	C Supported Employment EBP	Y	\$599,511	\$14,278	\$0	\$613,789	7/1/2022	6/30/2025	\$1,797,904	\$1,797,904	\$0
Department of Mental Health & Addiction Services	GOODWILL OF WESTERN AND NORTHERN	24MHA6001	FY24 ABI Client Services	N	\$1,226,842	\$30,507	\$0	\$1,257,349	7/1/2023	6/30/2027	\$10,414,507	\$2,516,488	\$7,898,019
Department of Mental Health & Addiction Services	GREENWOODS COUNSELING REFERRALS INC	23MHA6036	SOR How Can We Help (HCWH)	N	\$0	\$45,000	\$0	\$45,000	9/30/2022	9/29/2024	\$330,000	\$330,000	\$0
Department of Mental Health & Addiction Services	GREENWOODS COUNSELING REFERRALS INC	25MHA6064	SOR5 YR1: How Can We Help (HCWH) Community	N	\$0	\$185,000	\$0	\$185,000	9/30/2024	9/29/2027	\$185,000	\$185,000	\$0
Department of Mental Health & Addiction Services	GUARDIAN AD LITEM SERVICES INC	25MHA2165POS01	N Case Management/Melissa's	M	\$961,761	\$22,905	\$100,000	\$1,084,666	7/1/2024	6/30/2027	\$3,208,188	\$1,084,666	\$2,123,522
Department of Mental Health & Addiction Services	HANDS ON HARTFORD INC	24MHA2128POS01	N Supervised Housing - MHA02401 - Hands on	M	\$480,808	\$10,987	\$0	\$491,795	7/1/2023	6/30/2026	\$1,452,505	\$972,150	\$480,355
Department of Mental Health & Addiction Services	HARTFORD BEHAVIORAL HEALTH	24MHA2129POS01	N OP Clinical Services: MH Standard - MHA09903 - OP	M	\$996,995	\$23,744	\$0	\$1,020,739	7/1/2023	6/30/2026	\$3,014,729	\$2,017,734	\$996,995
Department of Mental Health & Addiction Services	HARTFORD HOSPITAL	18MHA6003	CVH: Electroconvulsive Therapy (ECT) program	N	\$68,684	\$0	\$0	\$68,684	7/1/2017	6/30/2025	\$3,325,700	\$1,053,694	\$2,272,006
Department of Mental Health & Addiction Services	HARTFORD HOSPITAL	25MHA2131POS01	N OP Clinical Services: MH Standard - MHA10102 -	M	\$2,207,872	\$822,272	\$0	\$3,030,144	7/1/2024	6/30/2027	\$8,949,460	\$3,030,144	\$5,919,316
Department of Mental Health & Addiction Services	HARTFORD HOSPITAL	25MHA2418POS01	N OP Clinical Services MH - MHA10110	M	\$0	\$186,792	\$0	\$186,792	7/1/2024	6/30/2025	\$186,792	\$186,792	\$0
Department of Mental Health & Addiction Services	HISPANIC HEALTH COUNCIL INC	23MHA6073	SOR Mobile Employment Services (MES)	N	\$0	\$145,000	\$0	\$145,000	9/30/2022	9/29/2024	\$290,000	\$290,000	\$0
Department of Mental Health & Addiction Services	HISPANIC HEALTH COUNCIL INC	24MHA2502POS01	MHA10505 / Vocational Rehabilitation / SFY24	M	\$19,590	\$248,141	\$0	\$267,731	7/1/2023	6/30/2026	\$784,234	\$522,731	\$261,503

POS FY 2025 Report Detail by Agency

Agency	Supplier Name	Contract ID #	Contract Description	Competitive ₁	Payments				Terms				
					General Fund	Federal Fund	Other Fund ₂	Total FY 2024 ₃	Contract Begin Date	Contract Expire Date	Cumulative Contract Total Amount ₄	Cumulative Contract Payments ₅	Cumulative Contract Balance Remaining ₆
Department of Mental Health & Addiction Services	HISPANIC HEALTH COUNCIL INC	25MHA6050	YR1 of SOR5: Mobile Employment Services (MES)	N	\$0	\$80,000	\$0	\$80,000	9/30/2024	9/29/2027	\$160,000	\$80,000	\$80,000
Department of Mental Health & Addiction Services	HOMES WITH HOPE INC	24MHA2013POS01	N Supportive Housing Case Management/MHA11851/W	M	\$394,628	\$9,398	\$0	\$404,026	7/1/2023	6/30/2026	\$1,193,282	\$798,654	\$394,628
Department of Mental Health & Addiction Services	IMMACARE INC	23MHA2133POS01	N Homeless Outreach & Engagement - MHA11401 -	M	\$582,840	\$13,881	\$0	\$596,721	7/1/2022	6/30/2025	\$1,898,478	\$1,898,478	\$0
Department of Mental Health & Addiction Services	INSPIRICA INC	23MHA2015POS01	N Supportive Housing CM MHA18201 Atlantic Park Apt	M	\$1,099,636	\$86,499	\$0	\$1,186,135	7/1/2022	6/30/2025	\$3,385,342	\$3,385,342	\$0
Department of Mental Health & Addiction Services	INTERCOMMUNITY INC	23MHA6035	How Can We Help	N	\$0	\$50,000	\$0	\$50,000	9/30/2022	9/29/2024	\$300,000	\$300,000	\$0
Department of Mental Health & Addiction Services	INTERCOMMUNITY INC	24MHA2134POS01	N Residential Services: Transitional Halfway House -	M	\$10,697,470	\$2,429,604	\$0	\$13,127,074	7/1/2023	6/30/2026	\$38,581,981	\$26,114,867	\$12,467,114
Department of Mental Health & Addiction Services	INTERCOMMUNITY INC	24MHA6027	Parents Recovering from Opioid Use Disorders	N	\$0	\$172,500	\$0	\$172,500	9/30/2023	2/16/2025	\$378,750	\$378,750	\$0
Department of Mental Health & Addiction Services	INTERCOMMUNITY INC	24MHA6050	YAS Stay Strong SAMHSA Health Transition Grant	N	\$0	\$261,000	\$0	\$261,000	4/30/2024	4/29/2025	\$348,000	\$261,000	\$87,000
Department of Mental Health & Addiction Services	INTERCOMMUNITY INC	25MHA6048A	YR1 of SOR5: InterCommunity - Mobile	N	\$0	\$101,500	\$0	\$101,500	9/30/2024	9/29/2027	\$101,500	\$101,500	\$0
Department of Mental Health & Addiction Services	INTERCOMMUNITY INC	25MHA6058	YR1 SOR5 - How Can We Help (HCWH)	N	\$0	\$170,000	\$0	\$170,000	9/30/2024	9/29/2027	\$170,000	\$170,000	\$0
Department of Mental Health & Addiction Services	J T PODIATRY LLC	19MHA6063	19MHA6063	N	\$11,125	\$0	\$0	\$11,125	7/1/2018	6/30/2024	\$619,542	\$614,418	\$5,124
Department of Mental Health & Addiction Services	J T PODIATRY LLC	25MHA6005	CRMHC Podiatry Services	N	\$132,036	\$0	\$0	\$132,036	7/1/2024	6/30/2027	\$617,588	\$132,036	\$485,552
Department of Mental Health & Addiction Services	JOURNEY FOUND INC	24MHA6004	FY24 ABI Residential services	N	\$413,957	\$10,137	\$0	\$424,094	7/1/2023	6/30/2026	\$1,262,434	\$849,741	\$412,693
Department of Mental Health & Addiction Services	JOURNEY FOUND INC	24MHA6031	FY24 Residential Support	N	\$515,082	\$12,908	\$0	\$527,990	7/1/2023	6/30/2026	\$1,572,731	\$1,057,647	\$515,083
Department of Mental Health & Addiction Services	JOURNEY HOME INC	24MHA2514	FY 24 21401-JH Central and GH CAN	Y	\$1,041,967	\$1,567,375	\$0	\$2,609,342	8/1/2023	6/30/2026	\$6,286,059	\$4,051,717	\$2,234,342
Department of Mental Health & Addiction Services	JUDGE ROTENBERG EDUCATIONAL CENTER INC	25MHA6003	FY2025 Residential Services for ABI Clients	N	\$369,077	\$0	\$0	\$369,077	7/1/2024	6/30/2027	\$1,107,232	\$369,077	\$738,155
Department of Mental Health & Addiction Services	JUDGE ROTENBERG EDUCATIONAL CENTER INC	25MHA6004	FY2025 Residential Services for Adult Clients	N	\$781,352	\$0	\$0	\$781,352	7/1/2024	6/30/2027	\$2,876,646	\$781,352	\$2,095,294
Department of Mental Health & Addiction Services	JUSTICE RESOURCE INSTITUTE INC	24MHA6005	FY24 YAS Residential Program	Y	\$999,564	\$26,080	\$0	\$1,025,644	7/1/2023	6/30/2026	\$2,673,178	\$2,129,285	\$543,893
Department of Mental Health & Addiction Services	KEYSTONE HOUSE INC	25MHA2017POS01	N Supervised Apt/St John/MHA12203 SFY25	M	\$2,049,853	\$57,399	\$0	\$2,107,252	7/1/2024	6/30/2027	\$6,206,958	\$2,107,252	\$4,099,706
Department of Mental Health & Addiction Services	KHMER HEALTH ADVOCATES INC	23MHA2138POS01	N Case Management: MH - MHA12251 - Case	M	\$130,413	\$2,734	\$0	\$133,147	7/1/2022	6/30/2025	\$359,865	\$359,865	\$0
Department of Mental Health & Addiction Services	KUHN EMPLOYMENT OPPORTUNITIES INC	23MHA2436POS01	C Supported Employment EBP - MHAXXXXX - SF23	Y	\$375,965	\$8,954	\$0	\$384,919	7/1/2022	6/30/2025	\$1,127,500	\$1,127,500	\$0
Department of Mental Health & Addiction Services	KUHN EMPLOYMENT OPPORTUNITIES INC	25MHA2063POS01	MHA12301/SFY25/Supported Employment	M	\$503,653	\$41,836	\$0	\$545,489	7/1/2024	6/30/2027	\$1,611,089	\$545,489	\$1,065,600
Department of Mental Health & Addiction Services	LAKESIDE NEUROLOGIC	22MHA6008	YAS Residential Support SFY22	N	\$7,937	\$0	\$0	\$7,937	7/1/2021	9/15/2024	\$8,959,384	\$7,469,001	\$1,490,383
Department of Mental Health & Addiction Services	LAKESIDE NEUROLOGIC	25MHA6001	2025 YAS & Adult Residential Services	Y	\$3,245,421	\$0	\$0	\$3,245,421	7/1/2024	6/30/2027	\$9,669,936	\$3,245,421	\$6,424,515

POS FY 2025 Report Detail by Agency

Agency	Supplier Name	Contract ID #	Contract Description	Competitive ₁	Payments				Terms				
					General Fund	Federal Fund	Other Fund ₂	Total FY 2024 ₃	Contract Begin Date	Contract Expire Date	Cumulative Contract Total Amount ₄	Cumulative Contract Payments ₅	Cumulative Contract Balance Remaining ₆
Department of Mental Health & Addiction Services	LATHAM CONSULTING GROUP LLC	20MHA6076	Psychiatric and Psychosexual evaluations, consultations	N	\$2,898	\$0	\$0	\$2,898	12/1/2019	11/30/2026	\$140,288	\$18,050	\$122,238
Department of Mental Health & Addiction Services	LAUREL HOUSE INC	23MHA6068	Mobile Employment Services (MES)	N	\$0	\$12,688	\$0	\$12,688	9/30/2022	9/29/2024	\$203,000	\$203,000	\$0
Department of Mental Health & Addiction Services	LAUREL HOUSE INC	25MHA2018POS01	N Supportive Housing CM/PILOTS/MHA12401	M	\$1,645,804	\$39,197	\$0	\$1,685,001	7/1/2024	6/30/2027	\$4,976,609	\$1,685,001	\$3,291,608
Department of Mental Health & Addiction Services	LAUREL HOUSE INC	25MHA6045	YR1 of SOR5: Laurel House - Mobile Employment Services	N	\$0	\$50,750	\$0	\$50,750	9/30/2024	9/29/2027	\$101,500	\$50,750	\$50,750
Department of Mental Health & Addiction Services	LEDGE LIGHT HEALTH DIST	23MHA6026	How Can We Help (HCWH)	N	\$0	\$50,000	\$0	\$50,000	9/30/2022	9/29/2024	\$300,000	\$300,000	\$0
Department of Mental Health & Addiction Services	LEDGE LIGHT HEALTH DIST	25MHA6051	YR1 of SOR5: How Can We Help Community Outreach	N	\$0	\$170,000	\$0	\$170,000	9/30/2024	9/29/2027	\$170,000	\$170,000	\$0
Department of Mental Health & Addiction Services	LEEWAY INC	23MHA2064POS01	MHA20701 / SFY23 / Leeway Scattered Sites	M	\$378,844	\$9,856	\$35,000	\$423,700	7/1/2022	6/30/2025	\$1,241,096	\$1,241,096	\$0
Department of Mental Health & Addiction Services	LIBERATION PROGRAMS INC	23MHA2019	MHA12803:Families in Recovery SFY23	M	\$1,662,254	\$689,514	\$314,428	\$2,666,196	7/1/2022	6/30/2025	\$8,516,783	\$8,516,783	\$0
Department of Mental Health & Addiction Services	LIBERATION PROGRAMS INC	23MHA6045	SOR Recovery Coaching in Methadone Clinics	N	\$0	\$37,500	\$0	\$37,500	9/30/2022	9/29/2024	\$150,000	\$150,000	\$0
Department of Mental Health & Addiction Services	LIBERATION PROGRAMS INC	23MHA6075	SOR Mobile Outreach and Medication Assisted	N	\$0	\$43,750	\$0	\$43,750	9/30/2022	9/29/2024	\$350,000	\$350,000	\$0
Department of Mental Health & Addiction Services	LIBERATION PROGRAMS INC	25MHA6009	Women's REACH Program	Y	\$86,438	\$195,666	\$0	\$282,104	7/1/2024	6/30/2027	\$833,188	\$282,104	\$551,084
Department of Mental Health & Addiction Services	LIBERATION PROGRAMS INC	25MHA6043	YR1 SOR5: Liberation - Recovery Coaching in	N	\$0	\$56,250	\$0	\$56,250	9/30/2024	9/29/2027	\$75,000	\$56,250	\$18,750
Department of Mental Health & Addiction Services	LIBERATION PROGRAMS INC	25MHA6063	YR1 of SOR5 - Mobile Outreach and Medication	N	\$0	\$175,000	\$0	\$175,000	9/30/2024	9/29/2027	\$175,000	\$175,000	\$0
Department of Mental Health & Addiction Services	LIBERTY COMMUNITY SERVICES INC	24MHA2065POS01	MHA12701/Open Door Alliance/SFY24	M	\$901,415	\$1,002,753	\$0	\$1,904,168	7/1/2023	6/30/2026	\$5,501,445	\$3,781,869	\$1,719,576
Department of Mental Health & Addiction Services	LIFEBRIDGE COMMUNITY SERVICES INC	23MHA2020POS01	N Outpatient Clinical Service Addition MHA08201	M	\$737,031	\$17,553	\$0	\$754,584	7/1/2022	6/30/2025	\$2,093,875	\$2,093,875	\$0
Department of Mental Health & Addiction Services	LIFECONNECTIONS SPECIALIZED SUPPORT	20MHA6003	YAS Residential FY20	N	\$1,243,891	\$0	\$0	\$1,243,891	7/1/2019	6/30/2025	\$14,282,929	\$9,139,492	\$5,143,437
Department of Mental Health & Addiction Services	MARRAKECH DAY SERVICES	25MHA2021POS01	N Young Adult Services:Fiduciary/Discretion	M	\$415,884	\$9,905	\$0	\$425,789	7/1/2024	6/30/2027	\$1,154,529	\$425,789	\$728,740
Department of Mental Health & Addiction Services	MARRAKECH DAY SERVICES	25MHA2066POS01	MHA12902/SFY25/SHP-VOC	M	\$3,162,571	\$75,318	\$0	\$3,237,889	7/1/2024	6/30/2027	\$9,563,031	\$3,237,889	\$6,325,142
Department of Mental Health & Addiction Services	MARTIN HOUSE INC	25MHA2089POS01	MHA12951/Recovery for Life/SFY25	M	\$696,601	\$109,600	\$0	\$806,201	7/1/2024	6/30/2027	\$2,571,443	\$806,201	\$1,765,242
Department of Mental Health & Addiction Services	MCCALL FOUNDATION INC	22MHA6030	Women's REACH FY22	N	\$0	\$125	\$0	\$125	9/1/2021	6/30/2024	\$265,361	\$213,361	\$52,000
Department of Mental Health & Addiction Services	MCCALL FOUNDATION INC	23MHA6056	SOR Enhanced Medication Assisted Treatment (E-MAT)	N	\$0	\$50,000	\$0	\$50,000	9/30/2022	9/29/2024	\$400,000	\$400,000	\$0
Department of Mental Health & Addiction Services	MCCALL FOUNDATION INC	23MHA6064	SOR Clinic Based Medication Assisted Treatment (CB-MAT)	N	\$0	\$35,000	\$0	\$35,000	9/30/2022	9/29/2024	\$280,000	\$280,000	\$0
Department of Mental Health & Addiction Services	MCCALL FOUNDATION INC	23MHA6072	Mobile Employment Services (MES)	N	\$0	\$101,500	\$0	\$101,500	9/30/2022	9/29/2024	\$203,000	\$203,000	\$0
Department of Mental Health & Addiction Services	MCCALL FOUNDATION INC	23MHA6081	Mobile Outreach and Medication Assisted	N	\$0	\$43,750	\$0	\$43,750	9/30/2022	9/29/2024	\$350,000	\$350,000	\$0

POS FY 2025 Report Detail by Agency

Agency	Supplier Name	Contract ID #	Contract Description	Competitive ₁	Payments				Terms				
					General Fund	Federal Fund	Other Fund ₂	Total FY 2024 ₃	Contract Begin Date	Contract Expire Date	Cumulative Contract Total Amount ₄	Cumulative Contract Payments ₅	Cumulative Contract Balance Remaining ₆
Department of Mental Health & Addiction Services	MCCALL FOUNDATION INC	25MHA2169POS01	N Outpatient Clinical Services:Addition	M	\$2,913,327	\$737,115	\$606,244	\$4,256,686	7/1/2024	6/30/2027	\$11,508,284	\$4,256,686	\$7,251,598
Department of Mental Health & Addiction Services	MCCALL FOUNDATION INC	25MHA6014	YR1 SOR5: McCall E-MAT Services for 18+ -	N	\$0	\$200,000	\$0	\$200,000	9/30/2024	9/29/2027	\$200,000	\$200,000	\$0
Department of Mental Health & Addiction Services	MCCALL FOUNDATION INC	25MHA6022	YR1 OF SOR5 - Education and Family Support Groups	E	\$0	\$24,000	\$0	\$24,000	9/30/2024	9/29/2027	\$24,000	\$24,000	\$0
Department of Mental Health & Addiction Services	MCCALL FOUNDATION INC	25MHA6034	YR1: Clinic Based Medication Assisted Treatment (CB-MAT)	N	\$0	\$140,000	\$0	\$140,000	9/30/2024	9/29/2027	\$140,000	\$140,000	\$0
Department of Mental Health & Addiction Services	MCCALL FOUNDATION INC	25MHA6049	YR1 SOR5 McCall Mobile Employment Services	N	\$0	\$101,500	\$0	\$101,500	9/30/2024	9/29/2027	\$101,500	\$101,500	\$0
Department of Mental Health & Addiction Services	MCCALL FOUNDATION INC	25MHA6062	YR1 of SOR5 - Mobile Outreach and Medication	N	\$0	\$175,000	\$0	\$175,000	9/30/2024	9/29/2027	\$175,000	\$175,000	\$0
Department of Mental Health & Addiction Services	MENTAL HEALTH CONNECTICUT INC	22MHA2139POS01	N Employment Support: Deaf/Hearing - MHA00602 -	M	\$59,431	\$0	\$0	\$59,431	7/1/2021	8/30/2024	\$2,008,047	\$2,008,047	\$0
Department of Mental Health & Addiction Services	MENTAL HEALTH CONNECTICUT INC	23MHA2170POS01	N Social Rehabilitation MHA13103	M	\$7,121,662	\$170,770	\$0	\$7,292,432	7/1/2022	6/30/2025	\$21,082,196	\$21,027,008	\$55,188
Department of Mental Health & Addiction Services	MENTAL HEALTH CONNECTICUT INC	24MHA2022POS01	N Residential Support/MHA13101/Bridgep	M	\$5,443,105	\$188,643	\$0	\$5,631,748	7/1/2023	6/30/2026	\$16,672,029	\$11,176,084	\$5,495,945
Department of Mental Health & Addiction Services	MENTAL HEALTH CONNECTICUT INC	25MHA2139POS01	N Employment Base Services: Hearing MHA000602	M	\$689,204	\$23,119	\$0	\$712,323	7/1/2024	6/30/2027	\$2,069,176	\$712,323	\$1,356,853
Department of Mental Health & Addiction Services	MERCY HOUSING & SHELTER CORPORATION	25MHA2140POS01	N Supervised Housing - MHA13201	M	\$4,100,727	\$640,214	\$0	\$4,740,941	7/1/2024	6/30/2027	\$13,528,900	\$4,740,941	\$8,787,959
Department of Mental Health & Addiction Services	MIDDLESEX HOSPITAL	24MHA2067POS01	MHA13502/Case Management/SFY24	M	\$160,897	\$3,832	\$0	\$164,729	7/1/2023	6/30/2026	\$486,523	\$325,626	\$160,897
Department of Mental Health & Addiction Services	MIDDLESEX HOSPITAL	24MHA6036	Physician and APRN Services	N	\$103,654	\$0	\$0	\$103,654	1/1/2024	12/31/2026	\$1,481,604	\$132,597	\$1,349,007
Department of Mental Health & Addiction Services	MIDWESTERN CONNECTICUT COUNCIL OF	23MHA6089	Recovery Service Van	N	\$0	\$0	\$24,950	\$24,950	11/1/2022	6/30/2025	\$124,900	\$124,900	\$0
Department of Mental Health & Addiction Services	MIDWESTERN CONNECTICUT COUNCIL OF	24MHA2060	C Pre-Trial DUI Alcohol Education FFS - MHA13704	Y	\$0	\$10,474	\$598,726	\$609,200	7/1/2023	6/30/2026	\$1,729,892	\$869,772	\$860,120
Department of Mental Health & Addiction Services	MIDWESTERN CONNECTICUT COUNCIL OF	24MHA2171	MHA13707 McDonough House SFY24	M	\$1,548,049	\$958,509	\$0	\$2,506,558	7/1/2023	6/30/2026	\$7,578,594	\$5,130,339	\$2,448,255
Department of Mental Health & Addiction Services	MIDWESTERN CONNECTICUT COUNCIL OF	24MHA2188POS01	N Bettor Choice Problem Gambling: Outpatient	M	\$31,463	\$8,353	\$319,302	\$359,118	7/1/2023	6/30/2025	\$709,883	\$709,883	\$0
Department of Mental Health & Addiction Services	MIDWESTERN CONNECTICUT COUNCIL OF	24MHA2302POS01	N Bettor Choice Problem Gambling: Brief Residential	M	\$1,418	\$542	\$21,308	\$23,268	7/1/2023	6/30/2026	\$68,720	\$45,994	\$22,726
Department of Mental Health & Addiction Services	MIDWESTERN CONNECTICUT COUNCIL OF	24MHA6026	Parents Recovering from Opioid Use Disorder (PROUD)	N	\$0	\$275,000	\$0	\$275,000	9/30/2023	9/30/2025	\$550,000	\$481,250	\$68,750
Department of Mental Health & Addiction Services	MIDWESTERN CONNECTICUT COUNCIL OF	25MHA6013	FY25 Women's REACH Program	Y	\$70,196	\$211,908	\$0	\$282,104	7/1/2024	6/30/2027	\$833,188	\$282,104	\$551,084
Department of Mental Health & Addiction Services	MULTILINGUAL REHABILITATION &	24MHA6043	WCMHN Neuropsych Evaluations	N	\$5,800	\$0	\$0	\$5,800	12/1/2023	6/30/2028	\$325,875	\$10,300	\$315,575
Department of Mental Health & Addiction Services	MY PEOPLE COMMUNITY SERVICES	25MHA2142POS01	N Young Adult Services: Mixed Model - MHA14151	M	\$4,273,189	\$101,768	\$0	\$4,374,957	7/1/2024	6/30/2027	\$12,921,335	\$4,374,957	\$8,546,378
Department of Mental Health & Addiction Services	MY SISTERS PLACE INC	24MHA2143POS01	N Supportive Housing CM - MHA14201 - Mary Seymour	M	\$677,582	\$142,126	\$52,500	\$872,208	7/1/2023	6/30/2026	\$2,866,646	\$2,012,120	\$854,526
Department of Mental Health & Addiction Services	NAMI OF CONNECTICUT INC	23MHA6051	SOR Education and Family Support (EFS)	E	\$0	\$3,000	\$0	\$3,000	9/30/2022	11/15/2024	\$48,000	\$48,000	\$0

POS FY 2025 Report Detail by Agency

Agency	Supplier Name	Contract ID #	Contract Description	Competitive ₁	Payments				Terms				
					General Fund	Federal Fund	Other Fund ₂	Total FY 2024 ₃	Contract Begin Date	Contract Expire Date	Cumulative Contract Total Amount ₄	Cumulative Contract Payments ₅	Cumulative Contract Balance Remaining ₆
Department of Mental Health & Addiction Services	NAMI OF CONNECTICUT INC	24MHA2144POS01	N Family Support: Consultation/Education -	M	\$148,364	\$180,473	\$0	\$328,837	7/1/2023	6/30/2026	\$971,213	\$650,025	\$321,188
Department of Mental Health & Addiction Services	NAMI OF CONNECTICUT INC	25MHA6023	YR1 of SOR5: Education and Family Support Group	E	\$0	\$12,000	\$0	\$12,000	9/30/2024	9/29/2027	\$24,000	\$12,000	\$12,000
Department of Mental Health & Addiction Services	NATCHAUG HOSPITAL INC	23MHA2090POS01	MHA14405/ Intermediate Care / SFY23	M	\$261,231	\$6,221	\$0	\$267,452	7/1/2022	6/30/2025	\$783,418	\$783,418	\$0
Department of Mental Health & Addiction Services	NATCHAUG HOSPITAL INC	23MHA2091POS01	N Acute Care Program - MHA14403	M	\$57,525	\$0	\$0	\$57,525	7/1/2022	6/30/2025	\$2,377,620	\$528,450	\$1,849,170
Department of Mental Health & Addiction Services	NEW LIFE II RECOVERY COMMUNITY CENTER	24MHA2503POS01	Peer Respite Program / SFY24	M	\$101,299	\$554,302	\$0	\$655,601	4/1/2024	6/30/2026	\$1,468,101	\$818,101	\$650,000
Department of Mental Health & Addiction Services	NEW LONDON HOMELESS HOSPITALITY	24MHA2092POS01	MHA14687/FUSE/SFY24	M	\$211,858	\$421,871	\$0	\$633,729	7/1/2023	6/30/2026	\$1,987,618	\$1,358,935	\$628,683
Department of Mental Health & Addiction Services	NEW REACH INC	25MHA2068POS01	MHA14601/SFY25/Pilots Program	M	\$954,797	\$451,782	\$0	\$1,406,579	7/1/2024	6/30/2027	\$4,301,831	\$1,406,579	\$2,895,252
Department of Mental Health & Addiction Services	NORTHWEST CHARITIES INC	23MHA6009	FY23 YAS Residential and Clinical Services	Y	\$200,750	\$0	\$0	\$200,750	7/1/2022	6/30/2025	\$1,204,500	\$617,902	\$586,598
Department of Mental Health & Addiction Services	OP HOPE OF FAIRFIELD INC	25MHA2024POS01	N Supportive Housing CM/Next Steps-	M	\$782,830	\$18,645	\$0	\$801,475	7/1/2024	6/30/2027	\$2,367,135	\$801,475	\$1,565,660
Department of Mental Health & Addiction Services	OPTIMUS HEALTH CARE INC	19MHA1075POS01	MHA15780 PIC-CT,SFY19	M	\$0	\$865,866	\$0	\$865,866	9/30/2018	9/30/2025	\$3,905,026	\$3,193,957	\$711,069
Department of Mental Health & Addiction Services	OPTIMUS HEALTH CARE INC	23MHA2025POS01	N Project Nueva Vida AIDS/HIV MHA01701 Project	M	\$37,310	\$889	\$0	\$38,199	7/1/2022	6/30/2025	\$111,891	\$111,891	\$0
Department of Mental Health & Addiction Services	PACIFIC HOUSE INC	25MHA2032POS01	N Social Rehabilitation/Pacific	M	\$352,867	\$8,403	\$0	\$361,270	7/1/2024	6/30/2027	\$1,067,004	\$361,270	\$705,734
Department of Mental Health & Addiction Services	PATHWAYS INC	23MHA2026POS01	N Resident Support MHA15901 Davis Supervised	M	\$1,042,301	\$30,445	\$0	\$1,072,746	7/1/2022	6/30/2025	\$3,117,751	\$3,117,751	\$0
Department of Mental Health & Addiction Services	PERCEPTION PROGRAMS INC	23MHA2094POS01	MHA16002/ Outpatient Danielson/ SFY23	M	\$295,106	\$162,120	\$0	\$457,226	7/1/2022	6/30/2025	\$2,764,156	\$2,760,859	\$3,297
Department of Mental Health & Addiction Services	PERCEPTION PROGRAMS INC	24MHA2413POS01	MHA16012/SOAR Case Mangement/SFY24	M	\$0	\$19,861	\$0	\$19,861	7/1/2023	3/14/2025	\$89,861	\$89,861	\$0
Department of Mental Health & Addiction Services	PERCEPTION PROGRAMS INC	25MHA6000	SABG Mobile Outreach and Medication Assisted	N	\$0	\$89,000	\$0	\$89,000	7/1/2024	6/30/2025	\$128,000	\$89,000	\$39,000
Department of Mental Health & Addiction Services	POSITIVE DIRECTIONS	23MHA2027POS01	N Outpatient Clinical Services Addiction St MHA16204	M	\$65,166	\$1,552	\$0	\$66,718	7/1/2022	6/30/2025	\$195,430	\$195,430	\$0
Department of Mental Health & Addiction Services	PRIME TIME HOUSE	24MHA2173	N Social Rehabilitation Services MHA16301 Social	M	\$527,984	\$12,574	\$0	\$540,558	7/1/2023	6/30/2026	\$1,596,526	\$1,068,542	\$527,984
Department of Mental Health & Addiction Services	PROSPECT WATERBURY INC	24MHA2177POS01	N Mobile Emergency Crisis Services/MHA19903/Crisis	M	\$1,454,798	\$247,599	\$0	\$1,702,397	7/1/2023	6/30/2026	\$4,241,689	\$3,591,549	\$650,140
Department of Mental Health & Addiction Services	RECOVERY NETWORK OF PROGRAMS INC	23MHA6034	SOR4 YR1 How Can We Help (HCWH)	N	\$0	\$25,000	\$0	\$25,000	9/30/2022	9/29/2024	\$150,000	\$150,000	\$0
Department of Mental Health & Addiction Services	RECOVERY NETWORK OF PROGRAMS INC	23MHA6044	SOR Recovery Coaching in Methadone Clinics	N	\$0	\$78,500	\$0	\$78,500	9/30/2022	9/29/2024	\$314,000	\$314,000	\$0
Department of Mental Health & Addiction Services	RECOVERY NETWORK OF PROGRAMS INC	24MHA2422AB	Crisis Respite SFY24	M	\$446	\$1,275,344	\$0	\$1,275,790	7/1/2023	12/31/2026	\$3,533,996	\$1,821,675	\$1,712,321
Department of Mental Health & Addiction Services	RECOVERY NETWORK OF PROGRAMS INC	25MHA2028POS01	N Infectious Disease & Education/HIV/AIDS/MHA16	M	\$4,530,419	\$1,290,063	\$0	\$5,820,482	7/1/2024	6/30/2027	\$16,380,844	\$5,820,482	\$10,560,362
Department of Mental Health & Addiction Services	RECOVERY NETWORK OF PROGRAMS INC	25MHA6044	YR1 of SOR5: Recovery Coaching in Methadone	N	\$0	\$100,000	\$0	\$100,000	9/30/2024	9/29/2027	\$157,000	\$100,000	\$57,000

POS FY 2025 Report Detail by Agency

Agency	Supplier Name	Contract ID #	Contract Description	Competitive ₁	Payments				Terms				
					General Fund	Federal Fund	Other Fund ₂	Total FY 2024 ₃	Contract Begin Date	Contract Expire Date	Cumulative Contract Total Amount ₄	Cumulative Contract Payments ₅	Cumulative Contract Balance Remaining ₆
Department of Mental Health & Addiction Services	RECOVERY NETWORK OF PROGRAMS INC	25MHA6057	YR1: "How Can We Help" Community Outreach	N	\$0	\$47,500	\$0	\$47,500	9/30/2024	9/29/2027	\$95,000	\$47,500	\$47,500
Department of Mental Health & Addiction Services	RECOVERY NETWORK OF PROGRAMS INC	25MHA6070	FY25: JBCSSD Recovery House Services for	N	\$0	\$747,228	\$0	\$747,228	1/1/2025	12/31/2026	\$2,967,228	\$747,228	\$2,220,000
Department of Mental Health & Addiction Services	RELIANCE HEALTH INC	23MHA6037	How Can We Help (HCWH)	E	\$0	\$4,000	\$0	\$4,000	9/30/2022	9/29/2024	\$48,000	\$48,000	\$0
Department of Mental Health & Addiction Services	RELIANCE HEALTH INC	24MHA2095POS01	MHA 17401/Bridge & Residential/SFY24	M	\$11,539,828	\$485,213	\$0	\$12,025,041	7/1/2023	6/30/2026	\$35,582,826	\$23,829,553	\$11,753,273
Department of Mental Health & Addiction Services	RELIANCE HEALTH INC	24MHA2423POS01	MHA17440/SOAR Case Management/SFY24	M	\$0	\$72,917	\$0	\$72,917	7/1/2023	6/30/2025	\$142,917	\$142,917	\$0
Department of Mental Health & Addiction Services	RELIANCE HEALTH INC	25MHA6059	YR1 of SORS: How Can We Help (HCWH) Community	N	\$0	\$119,000	\$0	\$119,000	9/30/2024	9/29/2027	\$119,000	\$119,000	\$0
Department of Mental Health & Addiction Services	RUSHFORD CENTER INC	24MHA2070POS01	MHA13605/Friendship Club/SFY24	M	\$10,454,199	\$1,517,595	\$0	\$11,971,794	7/1/2023	6/30/2026	\$35,399,132	\$23,893,221	\$11,505,911
Department of Mental Health & Addiction Services	RUSHFORD CENTER INC	24MHA2071POS01	N Supportive Housing CM - MHA13617 - Shelter Plus	M	\$0	\$39,807	\$0	\$39,807	7/1/2023	6/30/2026	\$123,000	\$59,614	\$63,386
Department of Mental Health & Addiction Services	RUSHFORD CENTER INC	24MHA6061	FY25 MH ED RSS	Y	\$0	\$300,000	\$0	\$300,000	8/1/2024	7/31/2026	\$800,000	\$300,000	\$500,000
Department of Mental Health & Addiction Services	SAFE FUTURES INC	23MHA6090	FY23 & FY24: Katie Blair House	E	\$17,016	\$0	\$0	\$17,016	7/1/2023	7/31/2025	\$35,450	\$34,032	\$1,418
Department of Mental Health & Addiction Services	SAFE FUTURES INC	24MHA2096POS01	MHA20051/Next Step Scattered Sites/SFY24	M	\$70,994	\$1,691	\$0	\$72,685	7/1/2023	6/30/2026	\$214,673	\$143,679	\$70,994
Department of Mental Health & Addiction Services	SECURE CARE OPTIONS LLC	23MHA6086	FY24 60 West	N	\$1,157,527	\$0	\$0	\$1,157,527	7/1/2023	6/30/2026	\$4,279,603	\$2,593,678	\$1,685,925
Department of Mental Health & Addiction Services	SOUND COMMUNITY SERVICES INC	25MHA2097POS01	MHA09001/Community Support/SFY25	M	\$9,050,393	\$347,972	\$0	\$9,398,365	7/1/2024	6/30/2027	\$27,229,171	\$9,398,365	\$17,830,806
Department of Mental Health & Addiction Services	SOUTH PARK INN INC	24MHA2515	HUD CT0022 - Supportive Housing - MHA21701-FY24	M	\$0	\$159,835	\$0	\$159,835	8/1/2023	6/30/2026	\$479,505	\$319,670	\$159,835
Department of Mental Health & Addiction Services	SOUTHEASTERN CONNECTICUT COUNCIL OF	25MHA6019	YR1 FUNDING: SCADD EMAT SORS	N	\$0	\$100,000	\$0	\$100,000	9/30/2024	9/29/2027	\$100,000	\$100,000	\$0
Department of Mental Health & Addiction Services	SOUTHEASTERN REGIONAL ACTION COUNCIL	25MHA2196POS01	C Local Prevention - MHA03501	M	\$63,202	\$376,172	\$0	\$439,374	7/1/2024	6/30/2027	\$1,304,042	\$439,374	\$864,668
Department of Mental Health & Addiction Services	ST VINCENT DE PAUL MIDDLETOWN INC	23MHA2073POS01	MHA18401 / SFY23 / Liberty Commons #MHA08803	M	\$383,650	\$42,381	\$0	\$426,031	7/1/2022	6/30/2025	\$1,247,926	\$1,247,926	\$0
Department of Mental Health & Addiction Services	ST VINCENT'S MEDICAL CENTER	23MHA2035POS01	N Resident Support MHA09601 Housing Support	M	\$1,056,779	\$25,167	\$0	\$1,081,946	7/1/2022	6/30/2025	\$4,039,354	\$4,039,354	\$0
Department of Mental Health & Addiction Services	STAYWELL HEALTH CARE INC	24MHA2501	N Standard Case Management SFY24	M	\$59,827	\$1,425	\$0	\$61,252	7/1/2023	6/30/2026	\$180,906	\$121,079	\$59,827
Department of Mental Health & Addiction Services	SUPPORTIVE ENVIRO LIVING FACILITY INC	23MHA2175	MHA17802 Geriatric Supervised Apartments	M	\$1,590,228	\$37,386	\$0	\$1,627,614	7/1/2022	6/30/2025	\$4,730,503	\$4,730,503	\$0
Department of Mental Health & Addiction Services	THAMES RIVER COMMUNITY SERVICE INC	24MHA2100POS01	MHA18951/Next Step Scattered Sites/SFY24	M	\$128,069	\$3,050	\$0	\$131,119	7/1/2023	6/30/2026	\$387,257	\$259,188	\$128,069
Department of Mental Health & Addiction Services	THAMES VALLEY COUNCIL FOR COMMUNITY	23MHA2101POS01	MHA 18904/ Next Step Supportive Housing / SFY23	M	\$155,419	\$3,701	\$0	\$159,120	7/1/2022	6/30/2025	\$466,093	\$466,093	\$0
Department of Mental Health & Addiction Services	THE ACCESS AGENCY INC	25MHA2077POS01	MHA00151/Next Step Supportive Housing/SFY25	M	\$42,823	\$1,020	\$0	\$43,843	7/1/2024	6/30/2027	\$129,489	\$43,843	\$85,646
Department of Mental Health & Addiction Services	THE CONNECTICUT WOMEN'S CONSORTIUM INC	24MHA1004POS01	N Connecticut Women's Consortium - MHA06401	M	\$841,587	\$50,757	\$0	\$892,344	7/1/2023	6/30/2026	\$2,635,518	\$1,763,931	\$871,587

POS FY 2025 Report Detail by Agency

Agency	Supplier Name	Contract ID #	Contract Description	Competitive ₁	Payments				Terms				
					General Fund	Federal Fund	Other Fund ₂	Total FY 2024 ₃	Contract Begin Date	Contract Expire Date	Cumulative Contract Total Amount ₄	Cumulative Contract Payments ₅	Cumulative Contract Balance Remaining ₆
Department of Mental Health & Addiction Services	THE CONNECTION FUND-LIBERTY INC	19MHA1007	19-1007 (Continuum of Care)	N	\$0	\$151,972	\$0	\$151,972	7/1/2018	6/30/2027	\$1,808,640	\$1,108,882	\$699,758
Department of Mental Health & Addiction Services	THE CONNECTION INC	22MHA6027	Women's REACH FY22	Y	\$0	\$125	\$0	\$125	9/1/2021	6/30/2024	\$265,361	\$213,361	\$52,000
Department of Mental Health & Addiction Services	THE CONNECTION INC	23MHA2049POS01	MHA000503 / SFY23 / Cornerstone	M	\$7,951,452	\$1,013,405	\$0	\$8,964,857	7/1/2022	6/30/2025	\$26,436,930	\$26,436,930	\$0
Department of Mental Health & Addiction Services	THE CONNECTION INC	24MHA2030	C Pre-Trial DUI Alcohol Education FFS - MHA00502 -	Y	\$0	\$30,458	\$1,831,749	\$1,862,207	7/1/2023	6/30/2026	\$4,567,251	\$1,908,879	\$2,658,372
Department of Mental Health & Addiction Services	THE CONNECTION INC	24MHA6047	SFY24 Women's Recovery Support Program (WRSP)	N	\$0	\$110,000	\$0	\$110,000	1/1/2024	6/30/2025	\$190,000	\$190,000	\$0
Department of Mental Health & Addiction Services	THE CONNECTION INC	25MHA2516	MHA05337/SFY25/Sierra EFRB	M	\$0	\$364,599	\$0	\$364,599	7/1/2024	12/31/2026	\$1,033,037	\$364,599	\$668,438
Department of Mental Health & Addiction Services	THE CONNECTION INC	25MHA6010	Women's REACH Program	Y	\$69,654	\$211,895	\$0	\$281,549	7/1/2024	6/30/2027	\$831,549	\$281,549	\$550,000
Department of Mental Health & Addiction Services	THE CONNECTION INC	25MHA6066	3 Residential WRSP's	N	\$676,039	\$308,806	\$0	\$984,845	10/1/2024	6/30/2025	\$984,845	\$984,845	\$0
Department of Mental Health & Addiction Services	THE CONSULTATION CENTER INC	23MHA2051POS01	N Riverside Education Academy - MHA04102 -	M	\$176,512	\$4,204	\$0	\$180,716	7/1/2022	6/30/2025	\$529,351	\$529,351	\$0
Department of Mental Health & Addiction Services	THE GOVERNOR'S PREVENTION PARTNERSHIP	24MHA1007POS01	N Governor's Prevention Partnership - MHAA09501 -	M	\$452,920	\$314,912	\$30,000	\$797,832	7/1/2023	6/30/2026	\$2,356,376	\$1,577,104	\$779,272
Department of Mental Health & Addiction Services	THE HARTFORD DISPENSARY INC	23MHA2130POS01	N Infectious Disease Education & Testing -	M	\$156,893	\$300,563	\$0	\$457,456	7/1/2022	6/30/2025	\$1,339,974	\$1,339,974	\$0
Department of Mental Health & Addiction Services	THE HOUSING COLLECTIVE INC	24MHA2508	Homeless to Housing SFY24	Y	\$461,475	\$10,990	\$0	\$472,465	7/1/2023	6/30/2026	\$1,383,940	\$922,465	\$461,475
Department of Mental Health & Addiction Services	THE HOUSING COLLECTIVE INC	24MHA2509	CT Housing to Homeless SFY24	Y	\$332,262	\$393,249	\$0	\$725,511	7/1/2023	6/30/2026	\$1,852,227	\$1,359,791	\$492,436
Department of Mental Health & Addiction Services	THE KENNEDY COLLECTIVE INC	25MHA2016POS01	N Peer to Peer/Peer to Peer/MHA12101 SFY25	M	\$403,881	\$36,944	\$0	\$440,825	7/1/2024	6/30/2027	\$1,301,967	\$440,825	\$861,142
Department of Mental Health & Addiction Services	THE NORWALK HOSPITAL ASSOCIATION	23MHA2023POS01	N Outpatient clinical Services MH St MHA15503 Outpatient	M	\$1,618,254	\$38,540	\$0	\$1,656,794	7/1/2022	6/30/2025	\$4,994,421	\$4,994,421	\$0
Department of Mental Health & Addiction Services	THE OPEN DOOR SHELTER INC	22MHA2425POS01	N Social Rehabilitation SFY22	M	\$137,884	\$3,284	\$0	\$141,168	3/1/2022	6/30/2025	\$466,655	\$466,655	\$0
Department of Mental Health & Addiction Services	THE SOUTHEASTERN COUNCIL ON ALCOHOLISM	23MHA6061	SOR - Enhanced Medication Assisted Treatment (E-MAT)	N	\$0	\$50,000	\$0	\$50,000	9/30/2022	9/29/2024	\$400,000	\$400,000	\$0
Department of Mental Health & Addiction Services	THE SOUTHEASTERN COUNCIL ON ALCOHOLISM	25MHA2098POS01	MHA18101/Acute Care and Evaluation/MHA18101	M	\$2,300,212	\$521,249	\$160,600	\$2,982,061	7/1/2024	6/30/2027	\$9,533,001	\$2,982,061	\$6,550,940
Department of Mental Health & Addiction Services	THE SOUTHEASTERN COUNCIL ON ALCOHOLISM	25MHA6019A	YR1 of SORS - Enhanced Medication Assisted	N	\$0	\$200,000	\$0	\$200,000	9/30/2024	9/29/2027	\$200,000	\$200,000	\$0
Department of Mental Health & Addiction Services	THE ST VINCENT DEPAUL MISSION OF	25MHA2176POS01	N Group Home/Casa De Rosa/MHA18501	M	\$1,326,668	\$38,444	\$0	\$1,365,112	7/1/2024	6/30/2027	\$4,018,448	\$1,365,112	\$2,653,336
Department of Mental Health & Addiction Services	THE VILLAGE FOR FAMILIES & CHILDREN INC	23MHA2439	C Latino Outreach, SFY23	Y	\$33,633	\$67,913	\$0	\$101,546	7/1/2022	6/30/2025	\$297,447	\$297,447	\$0
Department of Mental Health & Addiction Services	THE VILLAGE FOR FAMILIES & CHILDREN INC	23MHA6058	SOR - Enhanced Medication Assisted Treatment (E-MAT)	N	\$0	\$25,000	\$0	\$25,000	9/30/2022	9/29/2024	\$400,000	\$400,000	\$0
Department of Mental Health & Addiction Services	THE VILLAGE FOR FAMILIES & CHILDREN INC	25MHA6016	YR1 of SORS: Enhanced Medication Assisted	N	\$0	\$100,000	\$0	\$100,000	9/30/2024	9/29/2027	\$200,000	\$100,000	\$100,000
Department of Mental Health & Addiction Services	TOWN OF STAFFORD	25MHA2148POS01	N OP Clinical Services: Addiction- MHA19101 SFY25	E	\$62,384	\$22,320	\$0	\$84,704	7/1/2024	6/30/2027	\$250,170	\$84,704	\$165,466

POS FY 2025 Report Detail by Agency

Agency	Supplier Name	Contract ID #	Contract Description	Competitive ₁	Payments				Terms				
					General Fund	Federal Fund	Other Fund ₂	Total FY 2024 ₃	Contract Begin Date	Contract Expire Date	Cumulative Contract Total Amount ₄	Cumulative Contract Payments ₅	Cumulative Contract Balance Remaining ₆
Department of Mental Health & Addiction Services	TRIANGLE COMMUNITY CENTER INC	25MHA2182POS01	N Young Adult Services/Triangle Access	M	\$44,883	\$1,069	\$0	\$45,952	7/1/2024	6/30/2027	\$135,718	\$45,952	\$89,766
Department of Mental Health & Addiction Services	TRICIRCLE	23MHA6053	FY23 Education and Family Support (EFS) Region 2 SOR	E	\$0	\$3,000	\$0	\$3,000	9/30/2022	9/29/2024	\$48,000	\$48,000	\$0
Department of Mental Health & Addiction Services	TRICIRCLE	23MHA6054	Education and Family Support (EFS) Region 3 SOR	E	\$0	\$3,000	\$0	\$3,000	9/30/2022	9/29/2024	\$48,000	\$48,000	\$0
Department of Mental Health & Addiction Services	TRICIRCLE	23MHA6055	Education and Family Support (EFS) Region 4 SOR	E	\$0	\$3,000	\$0	\$3,000	9/30/2022	9/29/2024	\$48,000	\$48,000	\$0
Department of Mental Health & Addiction Services	TRICIRCLE	25MHA6024	Education & Family Support (Region 2) - SOR5, Year 1	E	\$0	\$24,000	\$0	\$24,000	9/30/2024	9/29/2027	\$24,000	\$24,000	\$0
Department of Mental Health & Addiction Services	UNIDINE CORPORATION	23MHA6005	FY23 Inpatient Food Service (\$75,168.66 per month)	N	\$1,053,345	\$0	\$0	\$1,053,345	7/1/2022	6/30/2027	\$4,771,533	\$2,815,866	\$1,955,667
Department of Mental Health & Addiction Services	UNITED COMMUNITY & FAMILY SERVICES INC	24MHA2190POS01	MHA19201/Bettor Choice/SFY24	M	\$31,465	\$0	\$327,654	\$359,119	7/1/2023	6/30/2025	\$709,885	\$709,885	\$0
Department of Mental Health & Addiction Services	UNITED COMMUNITY & FAMILY SERVICES INC	25MHA6035	United Community and Family Services- Clinic Based	N	\$0	\$140,000	\$0	\$140,000	9/30/2024	9/29/2027	\$140,000	\$140,000	\$0
Department of Mental Health & Addiction Services	UNITED SERVICES INC	23MHA6059	SOR - Enhanced Medication Assisted Treatment (E-MAT)	N	\$0	\$100,000	\$0	\$100,000	9/30/2022	9/29/2024	\$400,000	\$400,000	\$0
Department of Mental Health & Addiction Services	UNITED SERVICES INC	23MHA6070	Mobile Employment Services (MES)	N	\$0	\$50,750	\$0	\$50,750	9/30/2022	9/29/2024	\$203,000	\$203,000	\$0
Department of Mental Health & Addiction Services	UNITED SERVICES INC	24MHA2102POS01	MHA19301/Addiction Recovery/SFY24	M	\$10,577,063	\$1,615,704	\$0	\$12,192,767	7/1/2023	6/30/2026	\$35,866,061	\$24,174,535	\$11,691,526
Department of Mental Health & Addiction Services	UNITED SERVICES INC	24MHA2103POS01	N Shelter Outreach MHA19326 SFY24	M	\$0	\$6,692	\$0	\$6,692	7/1/2023	6/30/2026	\$101,381	\$9,531	\$91,850
Department of Mental Health & Addiction Services	UNITED SERVICES INC	25MHA6017	YR1 of SOR5: Enhanced Medication Assisted	N	\$0	\$200,000	\$0	\$200,000	9/30/2024	9/29/2027	\$200,000	\$200,000	\$0
Department of Mental Health & Addiction Services	UNITED SERVICES INC	25MHA6047	YR1 of SOR5: Mobile Employment Services for	N	\$0	\$100,750	\$0	\$100,750	9/30/2024	9/29/2027	\$101,500	\$100,750	\$750
Department of Mental Health & Addiction Services	VIABILITY INC	23MHA2426POS01	C Supported Employment EBP - MHA	Y	\$604,592	\$14,399	\$0	\$618,991	7/1/2022	6/30/2025	\$1,813,141	\$1,813,141	\$0
Department of Mental Health & Addiction Services	VIABILITY INC	23MHA2427	MHA 21001/ Employment Services/ SFY23	Y	\$396,287	\$9,438	\$0	\$405,725	7/1/2022	6/30/2025	\$1,188,445	\$1,188,445	\$0
Department of Mental Health & Addiction Services	VINFEN CORPORATION OF CONNECTICUT INC	22MHA2150POS01	N Young Adult Services: Mixed Model - MHA19753 -	M	\$37,955	\$0	\$0	\$37,955	7/1/2021	7/10/2024	\$681,327	\$669,748	\$11,579
Department of Mental Health & Addiction Services	VINFEN CORPORATION OF CONNECTICUT INC	25MHA2149POS01	N Young Adult Services: Mixed Model - MHA19751	M	\$5,654,585	\$134,666	\$0	\$5,789,251	7/1/2024	6/30/2027	\$17,098,421	\$5,789,251	\$11,309,170
Department of Mental Health & Addiction Services	VINFEN CORPORATION OF CONNECTICUT INC	25MHA2150	YAS: Mixed Model - MHA19753-SFY25	M	\$232,898	\$5,685	\$0	\$238,583	7/1/2024	6/30/2027	\$704,385	\$238,583	\$465,802
Department of Mental Health & Addiction Services	VISTA LIFE INNOVATIONS INC	24MHA6006	FY24 YAS Residential Services	N	\$168,715	\$4,199	\$0	\$172,914	7/1/2023	6/30/2026	\$586,509	\$349,508	\$237,001
Department of Mental Health & Addiction Services	WELLMORE INC	19MHA1076POS01	MHA14018 PIC-CT SFY19	M	\$0	\$1,137,169	\$0	\$1,137,169	9/30/2018	9/30/2025	\$6,332,756	\$5,708,788	\$623,968
Department of Mental Health & Addiction Services	WELLMORE INC	24MHA2178POS01	N Case Management: Forensic/MHA14006/Transiti	M	\$2,407,311	\$1,041,587	\$131,400	\$3,580,298	7/1/2023	6/30/2026	\$10,214,169	\$6,717,164	\$3,497,005
Department of Mental Health & Addiction Services	WESTERN CONNECTICUT COALITION INC	25MHA2193POS01	C Local Prevention (LPC) - MHA10902	M	\$51,420	\$389,730	\$0	\$441,150	7/1/2024	6/30/2027	\$1,309,958	\$441,150	\$868,808
Department of Mental Health & Addiction Services	WHEELER CLINIC INC	23MHA2151POS01	N OP Clinical Services: Addiction IOP - MHA20009 -	M	\$764,035	\$472,602	\$0	\$1,236,637	7/1/2022	6/30/2025	\$3,630,165	\$3,630,165	\$0

POS FY 2025 Report Detail by Agency

Agency	Supplier Name	Contract ID #	Contract Description	Competitive ₁	Payments				Terms				
					General Fund	Federal Fund	Other Fund ₂	Total FY 2024 ₃	Contract Begin Date	Contract Expire Date	Cumulative Contract Total Amount ₄	Cumulative Contract Payments ₅	Cumulative Contract Balance Remaining ₆
Department of Mental Health & Addiction Services	WHEELER CLINIC INC	23MHA2183POS01	N Access Center - MHA20026 - Access Line	M	\$349,917	\$887,592	\$0	\$1,237,509	7/1/2022	6/30/2025	\$3,381,355	\$3,381,355	\$0
Department of Mental Health & Addiction Services	WHEELER CLINIC INC	23MHA2185	Outpatient Clinical SFY23	M	\$171,036	\$4,073	\$0	\$175,109	7/1/2022	6/30/2025	\$512,928	\$512,928	\$0
Department of Mental Health & Addiction Services	WHEELER CLINIC INC	23MHA6017	MAT Services	N	\$0	\$260,338	\$0	\$260,338	8/1/2022	9/29/2025	\$570,912	\$505,610	\$65,302
Department of Mental Health & Addiction Services	WHEELER CLINIC INC	23MHA6065	SOR Clinic Based Medication Assisted Treatment (CB-MAT)	N	\$0	\$35,000	\$0	\$35,000	9/30/2022	9/29/2024	\$280,000	\$280,000	\$0
Department of Mental Health & Addiction Services	WHEELER CLINIC INC	24MHA1018POS01	N Prevention Clearing - MHA20002 - CT Clearing -	M	\$143,491	\$687,528	\$0	\$831,019	7/1/2023	6/30/2026	\$2,454,393	\$1,642,706	\$811,687
Department of Mental Health & Addiction Services	WHEELER CLINIC INC	24MHA2086	C Pre-Trial DUI Alcohol Education FFS - MHA20004 -	Y	\$0	\$11,162	\$435,423	\$446,585	7/1/2023	6/30/2026	\$1,417,139	\$593,247	\$823,893
Department of Mental Health & Addiction Services	WHEELER CLINIC INC	24MHA2189POS01	C Bettor Choice Cambling OP MHA20003 - Bettor Choice -	M	\$31,464	\$0	\$327,655	\$359,119	7/1/2023	6/30/2025	\$709,885	\$709,885	\$0
Department of Mental Health & Addiction Services	WHEELER CLINIC INC	24MHA6028	Parents Recovering from Opioid Use Disorders	N	\$0	\$360,625	\$0	\$360,625	9/30/2023	9/29/2025	\$721,250	\$566,875	\$154,375
Department of Mental Health & Addiction Services	WHEELER CLINIC INC	25MHA6012	Women's REACH Program	Y	\$70,208	\$211,896	\$0	\$282,104	7/1/2024	6/30/2027	\$833,188	\$282,104	\$551,084
Department of Mental Health & Addiction Services	WHEELER CLINIC INC	25MHA6036	FY25 - Wheeler Clinic Inc: Clinic Based Medication	N	\$0	\$140,000	\$0	\$140,000	9/30/2024	9/29/2027	\$140,000	\$140,000	\$0
Department of Mental Health & Addiction Services	WILLIAM W BACKUS HOSPITAL	25MHA2104POS01	MHA01102/Center for Mental Health/SFY25	M	\$220,025	\$5,240	\$0	\$225,265	7/1/2024	6/30/2027	\$665,315	\$225,265	\$440,050
Department of Mental Health & Addiction Services	WINDHAM REGIONAL COMMUNITY COUNCIL INC	24MHA2106POS01	MHA20851/New Foundations/SFY24	M	\$0	\$53,560	\$0	\$53,560	7/1/2023	6/30/2026	\$160,680	\$107,120	\$53,560
Department of Mental Health & Addiction Services	WINDHAM REGIONAL COMMUNITY COUNCIL INC	24MHA2107POS01	N Supportive Housing CM - MHA20852 - New	E	\$0	\$7,672	\$0	\$7,672	7/1/2023	6/30/2026	\$36,288	\$14,471	\$21,817
Department of Mental Health & Addiction Services	YALE NEW HAVEN HOSPITAL	22MHA6046	FY23 Pharmacy	N	\$902,324	\$0	\$0	\$902,324	7/1/2022	6/30/2027	\$5,133,486	\$2,556,584	\$2,576,903
Department of Mental Health & Addiction Services	YALE NEW HAVEN HOSPITAL	24MHA2075POS01	MHA10801/Adult Outpatient Psychiatric Services/SFY24	M	\$373,179	\$118,673	\$0	\$491,852	7/1/2023	6/30/2026	\$1,452,672	\$972,262	\$480,410
Department of Mental Health & Addiction Services	YALE UNIVERSITY	23MHA6004	FY23 - 14000	N	\$21,798,456	\$722,888	\$0	\$22,521,344	7/1/2022	6/30/2025	\$67,240,732	\$65,936,132	\$1,304,600
Department of Mental Health & Addiction Services	YALE UNIVERSITY	23MHA6077	SOR Imani Citizenship Model Program	N	\$0	\$49,371	\$0	\$49,371	9/30/2022	9/29/2024	\$398,742	\$398,742	\$0
Department of Mental Health & Addiction Services	YALE UNIVERSITY	23MHA6078	SOR Latino Citizenship Model	N	\$0	\$49,719	\$0	\$49,719	9/30/2022	9/29/2024	\$399,438	\$399,438	\$0
Department of Mental Health & Addiction Services	YALE UNIVERSITY	23MHA6084	SFY 23 Step 169	N	\$400,000	\$766,667	\$0	\$1,166,667	4/1/2023	6/30/2026	\$2,650,000	\$1,754,167	\$895,833
Department of Mental Health & Addiction Services	YALE UNIVERSITY	23MHA6092	Clinical High Risk for Psychosis (CHRP)	N	\$0	\$499,981	\$0	\$499,981	10/1/2022	9/29/2025	\$1,199,961	\$1,099,961	\$100,000
Department of Mental Health & Addiction Services	YALE UNIVERSITY	24MHA2074POS01	MHA20202/Outpatient Services/SFY24	M	\$775,421	\$17,087	\$0	\$792,508	7/1/2023	6/30/2026	\$2,716,410	\$1,641,999	\$1,074,411
Department of Mental Health & Addiction Services	YALE UNIVERSITY	25MHA6006	FY25 Yale Primary Care Physicians at CMHC	N	\$135,207	\$0	\$0	\$135,207	7/1/2024	6/30/2027	\$413,751	\$135,207	\$278,544
Department of Mental Health & Addiction Services	YALE UNIVERSITY	25MHA6029	SOR YR1 of Imani Citizenship Model Program w/ Yale	N	\$0	\$200,000	\$0	\$200,000	9/30/2024	9/29/2027	\$200,000	\$200,000	\$0
Department of Mental Health & Addiction Services	YALE UNIVERSITY	25MHA6030	YR1 SORS Latino Model Citizenship Program w/ Yale	N	\$0	\$200,000	\$0	\$200,000	9/30/2024	9/29/2027	\$200,000	\$200,000	\$0

POS FY 2025 Report Detail by Agency

Agency	Supplier Name	Contract ID #	Contract Description	Competitive ₁	Payments				Terms				
					General Fund	Federal Fund	Other Fund ₂	Total FY 2024 ₃	Contract Begin Date	Contract Expire Date	Cumulative Contract Total Amount ₄	Cumulative Contract Payments ₅	Cumulative Contract Balance Remaining ₆
Department of Mental Health & Addiction Services	YOUTH CHALLENGE OF CONNECTICUT INC	24MHA2009POS01	N Residential Services: Intermediate - MHA20301 -	M	\$401,094	\$40,415	\$0	\$441,509	7/1/2023	6/30/2026	\$1,299,409	\$878,440	\$420,969
Department of Mental Health & Addiction Services	YOUTH CONTINUUM INC	24MHA2076POS01	MHA20326/Young Adult Access Center/SFY24	M	\$5,110	\$5,616	\$230,706	\$241,432	7/1/2023	6/30/2026	\$713,064	\$477,248	\$235,816
DMHAS TOTAL	358				\$350,868,742	\$68,705,316	\$10,525,346	\$430,099,403			\$1,311,139,717	\$837,971,218	\$473,168,499
Department of Public Health	ADVANCING CONNECTICUT TOGETHER INC	DPH2022-0076POS01	HIV/AIDS HealthCare Support, FP1	Y	\$0	\$0	\$246,563	\$246,563	4/1/2022	3/31/2026	\$1,146,822	\$709,331	\$437,492
Department of Public Health	ALLIANCE FOR LIVING INC	DPH2019-0127	HIV Prevention Services, FP1	Y	\$0	\$50,494	\$2,632	\$53,125	1/1/2019	12/31/2023	\$303,504	\$302,651	\$853
Department of Public Health	ALLIANCE FOR LIVING INC	DPH2022-0082	HIV/AIDS HealthCare Support, FP1	Y	\$0	\$0	\$952,420	\$952,420	4/1/2022	3/31/2026	\$4,610,609	\$2,324,946	\$2,285,663
Department of Public Health	ALLIANCE FOR LIVING INC	DPH20240172POS	AIDS Prevention, FP1	N	\$0	\$60,396	\$296,994	\$357,390	2/1/2024	12/31/2028	\$1,702,483	\$458,653	\$1,243,830
Department of Public Health	ALLIANCE FOR LIVING INC	DPH20240182POS	Injury Prevention Svcs, FP1	N	\$0	\$35,000	\$0	\$35,000	6/1/2024	8/31/2028	\$117,500	\$35,000	\$82,500
Department of Public Health	AMERICAN SCHOOL FOR THE DEAF	DPH2022-0063POS	Early Hearing Detect/Interven, FP1	N	\$0	\$64,318	\$0	\$64,318	4/1/2022	3/31/2027	\$295,000	\$170,171	\$124,829
Department of Public Health	APEX COMMUNITY CARE INC	DPH2022-0077	HIV/AIDS HealthCare Support, FP1	Y	\$0	\$0	\$1,990,869	\$1,990,869	4/1/2022	3/31/2026	\$7,194,533	\$3,435,371	\$3,759,162
Department of Public Health	APEX COMMUNITY CARE INC	DPH2022-0078	HIV/AIDS HealthCare Support, FP1	Y	\$0	\$0	\$323,205	\$323,205	4/1/2022	3/31/2026	\$1,877,218	\$658,307	\$1,218,911
Department of Public Health	APEX COMMUNITY CARE INC	DPH20240169POS	AIDS Prevention Services, FP1	N	\$0	\$170,273	\$524,328	\$694,601	2/1/2024	12/31/2028	\$3,973,636	\$991,464	\$2,982,172
Department of Public Health	ASPETUCK HEALTH DISTRICT	DPH20240055POS	Immunization Program, FP 1	N	\$0	\$63,801	\$0	\$63,801	9/1/2023	6/30/2025	\$105,384	\$105,384	\$0
Department of Public Health	AUNT FLOW CORP	DPH20250062POS	ARPA Menstrual Products, FP1	E	\$0	\$11,111	\$0	\$11,111	12/15/2024	12/31/2026	\$50,000	\$11,111	\$38,889
Department of Public Health	BIRTH SUPPORT EDUCATION AND BEYOND LLC	DPH2020-0094POS01	Case Mgmt for Pregnant Women, FP 1	N	\$0	\$39,448	\$39,448	\$78,896	11/15/2019	12/31/2024	\$649,703	\$649,703	\$0
Department of Public Health	BRISTOL HOSPITAL INC	DPH2023-0042POS01	WIC Program, FP1	N	\$0	\$1,207,140	\$0	\$1,207,140	10/1/2022	9/30/2027	\$7,604,434	\$2,865,801	\$4,738,633
Department of Public Health	BRISTOL-BURLINGTON HEALTH DISTRICT	DPH2022-0162POS01	Preventive Health Services, FP1	N	\$0	\$29,829	\$0	\$29,829	2/1/2023	3/31/2026	\$385,136	\$221,922	\$163,214
Department of Public Health	BRISTOL-BURLINGTON HEALTH DISTRICT	DPH20240039POS	Immunization Program, FP 1	N	\$0	\$118,156	\$0	\$118,156	9/1/2023	6/30/2025	\$320,127	\$181,018	\$139,109
Department of Public Health	CAPITOL REGION EDUCATION COUNCIL	2023-0001POS01	School Based Health Centers, FP1	N	\$71,098	\$0	\$0	\$71,098	7/1/2022	6/30/2027	\$357,683	\$215,487	\$142,196
Department of Public Health	CATHOLIC CHARITIES INC	DPH2019-0197POS01	Family Wellness HS, FP1	N	\$0	\$23,500	\$0	\$23,500	5/30/2019	10/31/2024	\$313,500	\$313,500	\$0
Department of Public Health	CENTRAL CONNECTICUT HEALTH DISTRICT	2022-0141POS01	Preventive Health Services, FP1	N	\$0	\$62,760	\$0	\$62,760	3/1/2022	3/31/2026	\$395,908	\$395,881	\$27
Department of Public Health	CENTRAL CONNECTICUT HEALTH DISTRICT	DPH20240031POS	Immunization Program, FP 1	N	\$0	\$83,245	\$0	\$83,245	9/1/2023	6/30/2025	\$230,604	\$149,364	\$81,240
Department of Public Health	CHARTER OAK HEALTH CENTER INC	DPH2019-0192POS01	Family Wellness HS, FP1	N	\$0	\$41,625	\$0	\$41,625	5/30/2019	10/31/2024	\$422,500	\$422,500	\$0
Department of Public Health	CHARTER OAK HEALTH CENTER INC	DPH20250066POS	Maternal & Child Health	N	\$0	\$18,450	\$0	\$18,450	5/1/2025	9/30/2025	\$55,349	\$18,450	\$36,899

POS FY 2025 Report Detail by Agency

Agency	Supplier Name	Contract ID #	Contract Description	Competitive ₁	Payments				Terms				
					General Fund	Federal Fund	Other Fund ₂	Total FY 2024 ₃	Contract Begin Date	Contract Expire Date	Cumulative Contract Total Amount ₄	Cumulative Contract Payments ₅	Cumulative Contract Balance Remaining ₆
Department of Public Health	CHATHAM HEALTH DISTRICT	DPH2022-0153POS01	Preventive Health Services, FP1	N	\$0	\$14,895	\$0	\$14,895	3/1/2022	3/31/2026	\$259,751	\$253,431	\$6,320
Department of Public Health	CHATHAM HEALTH DISTRICT	DPH20240041POS	Immunization Program, FP 1	N	\$0	\$138,629	\$0	\$138,629	9/1/2023	6/30/2025	\$281,073	\$188,670	\$92,403
Department of Public Health	CHESPROCOTT HEALTH DIST	DPH20240056POS	IMMUNIZATION, FP1	N	\$0	\$144,956	\$0	\$144,956	9/1/2023	6/30/2025	\$247,009	\$188,933	\$58,076
Department of Public Health	CHILD AND FAMILY AGENCY OF SOUTHEASTERN	2023-0020POS01	School Based Health Centers, FP1	N	\$2,339,991	\$20,000	\$0	\$2,359,991	7/1/2022	6/30/2027	\$11,674,475	\$7,106,452	\$4,568,023
Department of Public Health	CITY OF BRIDGEPORT	DPH2022-0127POS	Preventive Health Services FP1	E	\$0	\$15,007	\$0	\$15,007	1/1/2022	9/30/2024	\$150,000	\$101,263	\$48,737
Department of Public Health	CITY OF BRIDGEPORT	DPH2022-0158POS01	Preventive Health Services, FP1	E	\$0	\$422,971	\$0	\$422,971	3/1/2023	3/31/2026	\$1,278,433	\$752,468	\$525,964
Department of Public Health	CITY OF BRIDGEPORT	DPH20240035POS	Immunization Program, FP 1	E	\$0	\$99,953	\$0	\$99,953	9/1/2023	6/30/2025	\$677,071	\$220,496	\$456,575
Department of Public Health	CITY OF BRIDGEPORT	DPH20240145POS	STD/TB Prevention & Treatment Services, FP1	E	\$0	\$0	\$67,954	\$67,954	10/1/2023	6/30/2024	\$76,435	\$67,954	\$8,481
Department of Public Health	CITY OF DANBURY	DPH2022-0163POS	Preventive Health Services, FP1	E	\$0	\$80,117	\$0	\$80,117	6/1/2023	3/31/2026	\$511,890	\$336,062	\$175,828
Department of Public Health	CITY OF DANBURY	DPH2023-0058POS01	TB Prev & Treatment Srvcs, FP1	E	\$0	\$0	\$2,654	\$2,654	10/1/2022	6/30/2023	\$18,750	\$15,154	\$3,596
Department of Public Health	CITY OF DANBURY	DPH20240049POS	Immunization Program, FP 1	E	\$0	\$44,529	\$0	\$44,529	9/1/2023	6/30/2025	\$394,182	\$184,886	\$209,296
Department of Public Health	CITY OF DANBURY	DPH20240143POS	TB Prevention Screening and Treatment, Services, FP1	E	\$0	\$0	\$4,107	\$4,107	10/1/2023	6/30/2024	\$20,834	\$17,996	\$2,838
Department of Public Health	CITY OF HARTFORD	2023-0007POS01	School Based Health Centers, FP1	E	\$933,292	\$125,000	\$0	\$1,058,292	7/1/2022	6/30/2027	\$5,294,286	\$3,177,702	\$2,116,584
Department of Public Health	CITY OF HARTFORD	DPH2019-0196POS01	Family Wellness HS, FP1	E	\$0	\$36,816	\$0	\$36,816	5/30/2019	10/31/2024	\$398,500	\$371,894	\$26,606
Department of Public Health	CITY OF HARTFORD	DPH2022-0079	HIV/AIDS HealthCare Support, FP1	E	\$0	\$0	\$1,664,541	\$1,664,541	4/1/2022	3/31/2026	\$6,963,924	\$4,723,967	\$2,239,957
Department of Public Health	CITY OF HARTFORD	DPH2023-0043POS01	WIC Program, FP1	E	\$0	\$1,235,700	\$0	\$1,235,700	10/1/2022	9/30/2027	\$6,945,415	\$3,133,523	\$3,811,892
Department of Public Health	CITY OF HARTFORD	DPH20240028POS	Immunization Program, FP 1	E	\$0	\$201,840	\$0	\$201,840	9/1/2023	6/30/2025	\$551,072	\$299,950	\$251,122
Department of Public Health	CITY OF HARTFORD	DPH20240170POS	AIDS Prevention Services, FP1	E	\$0	\$120,550	\$859,072	\$979,622	2/1/2024	12/31/2028	\$6,468,737	\$1,220,479	\$5,248,258
Department of Public Health	CITY OF HARTFORD	DPH20250010POS	Preventive Health Services, FP 1	E	\$0	\$312,453	\$0	\$312,453	11/1/2024	3/31/2026	\$1,342,290	\$312,453	\$1,029,837
Department of Public Health	CITY OF MILFORD	DPH2022-0147POS01	Preventive Health Services, FP1	E	\$0	\$577	\$0	\$577	3/1/2022	3/31/2026	\$225,427	\$225,427	\$0
Department of Public Health	CITY OF MILFORD	DPH20240077POS	Immunization Program, FP 1	E	\$0	\$95,423	\$0	\$95,423	9/1/2023	6/30/2025	\$168,467	\$137,540	\$30,927
Department of Public Health	CITY OF NEW HAVEN	2023-0009POS01	School Based Health Centers, FP1	E	\$1,474,492	\$206,250	\$0	\$1,680,742	7/1/2022	6/30/2027	\$6,816,396	\$4,033,782	\$2,782,614
Department of Public Health	CITY OF NEW HAVEN	DPH2021-0004POS	Immunization Program FP 1	E	\$0	\$176,301	\$0	\$176,301	7/1/2020	6/30/2025	\$1,631,952	\$1,252,473	\$379,479
Department of Public Health	CITY OF NEW HAVEN	DPH2021-0072POS	Oral Health Program, FP1	E	\$0	\$25,000	\$0	\$25,000	12/1/2020	8/31/2024	\$176,000	\$169,363	\$6,637

POS FY 2025 Report Detail by Agency

Agency	Supplier Name	Contract ID #	Contract Description	Competitive ₁	Payments				Terms				
					General Fund	Federal Fund	Other Fund ₂	Total FY 2024 ₃	Contract Begin Date	Contract Expire Date	Cumulative Contract Total Amount ₄	Cumulative Contract Payments ₅	Cumulative Contract Balance Remaining ₆
Department of Public Health	CITY OF NEW HAVEN	DPH2022-0160POS01	Preventive Health Services, FP1	E	\$0	\$474,980	\$0	\$474,980	5/1/2023	3/31/2026	\$1,272,116	\$802,138	\$469,978
Department of Public Health	CITY OF NEW HAVEN	DPH20240029POS	Immunization Program, FP 1	E	\$0	\$246,222	\$0	\$246,222	9/1/2023	6/30/2025	\$434,680	\$354,892	\$79,788
Department of Public Health	CITY OF STAMFORD	2022-0134POS01	Preventive Health Services, FP1	E	\$0	\$118,809	\$0	\$118,809	3/1/2022	3/31/2026	\$715,448	\$622,143	\$93,305
Department of Public Health	CITY OF STAMFORD	DPH20240095POS	Immunization Program, FP 1	E	\$0	\$85,582	\$0	\$85,582	9/1/2023	6/30/2025	\$439,411	\$195,435	\$243,976
Department of Public Health	COMMUNITY HEALTH CENTER INC	2023-0019POS01	School Based Health Centers, FP1	N	\$1,297,397	\$0	\$0	\$1,297,397	7/1/2022	6/30/2027	\$6,686,327	\$3,991,114	\$2,695,213
Department of Public Health	COMMUNITY HEALTH CENTER INC	DPH2019-0199POS01	Family Wellness HS, FP1	N	\$0	\$36,759	\$0	\$36,759	5/30/2019	2/28/2025	\$1,172,500	\$1,167,634	\$4,866
Department of Public Health	COMMUNITY HEALTH CENTER INC	DPH2021-0022	Oral Health Program, FP1	N	\$0	\$23,644	\$0	\$23,644	8/1/2020	8/31/2024	\$979,925	\$913,221	\$66,704
Department of Public Health	COMMUNITY HEALTH SERVICES INC	DPH2019-0198POS01	Family Wellness HS, FP1	N	\$0	\$50,440	\$0	\$50,440	5/30/2019	10/31/2024	\$422,500	\$422,500	\$0
Department of Public Health	COMMUNITY HEALTH CENTER INC	DPH20250058POS	Mother to Baby, FP1	N	\$0	\$391,765	\$0	\$391,765	1/1/2025	9/30/2028	\$2,000,000	\$391,765	\$1,608,235
Department of Public Health	CONNECTICUT ALLIANCE TO END SEXUAL	DPH2023-0036POS	Rape Crisis & Prev Svcs, FP1	N	\$600,893	\$467,074	\$120,157	\$1,188,124	7/1/2022	6/30/2027	\$6,422,395	\$3,702,414	\$2,719,982
Department of Public Health	CONNECTICUT CHILDRENS MEDICAL CENTER	DPH2019-0139POS01	HIV Prevention Services, FP1	Y	\$0	\$6,027	\$27,454	\$33,481	1/1/2019	12/31/2023	\$614,747	\$613,873	\$874
Department of Public Health	CONNECTICUT CHILDRENS MEDICAL CENTER	DPH2021-0015PSA	Child/Youth w/ Spec Hlth Needs, FP1	Y	\$0	\$331,358	\$186,878	\$518,236	7/1/2020	6/30/2025	\$2,338,253	\$2,190,173	\$148,080
Department of Public Health	CONNECTICUT CHILDRENS MEDICAL CENTER	DPH2022-0016	Lead Poisoning Prev & Contrl, FP 1	N	\$0	\$0	\$135,126	\$135,126	12/1/2022	6/30/2027	\$699,196	\$416,617	\$282,579
Department of Public Health	CONNECTICUT CHILDRENS MEDICAL CENTER	DPH2023-0066POS	Newborn Screening Program, FP1	N	\$0	\$198,478	\$656,856	\$855,334	10/1/2022	6/30/2026	\$3,064,486	\$2,019,250	\$1,045,235
Department of Public Health	CONNECTICUT CHILDRENS MEDICAL CENTER	DPH20240193POS	Lead poisoning Prev & Control, FP1	N	\$0	\$5,444,706	\$0	\$5,444,706	7/1/2024	12/31/2026	\$15,000,000	\$5,444,706	\$9,555,294
Department of Public Health	CONNECTICUT FAMILY SUPPORT NETWORK INC	DPH2021-0001PSA	Child/Youth w/ Spec Hlth Needs, FP1	Y	\$0	\$35,000	\$37,507	\$72,507	7/1/2020	6/30/2026	\$429,214	\$356,707	\$72,507
Department of Public Health	CONNECTICUT HARM REDUCTION ALLIANCE INC	DPH20240173POS	AIDS Prevention Services, FP1	Y	\$0	\$0	\$187,818	\$187,818	2/1/2024	12/31/2028	\$991,394	\$233,660	\$757,733
Department of Public Health	CONNECTICUT HARM REDUCTION ALLIANCE INC	DPH20240183POS	Injury Prevention Svcs, FP1	N	\$0	\$35,000	\$0	\$35,000	6/1/2024	8/31/2028	\$117,500	\$35,000	\$82,500
Department of Public Health	CONNECTICUT INSTITUTE FOR COMMUNITIES	2023-0003POS01	School Based Health Center, FP1	N	\$647,420	\$0	\$0	\$647,420	7/1/2022	6/30/2027	\$3,257,062	\$1,962,222	\$1,294,840
Department of Public Health	CONNECTICUT INSTITUTE FOR COMMUNITIES	DPH2023-0047POS01	WIC Program, FP1	N	\$0	\$357,112	\$0	\$357,112	10/1/2022	9/30/2027	\$1,860,390	\$867,604	\$992,786
Department of Public Health	CONNECTICUT RIVER AREA HEALTH DISTRICT	DPH20240045POSPOS	Immunization Program, FP 1	N	\$0	\$46,829	\$0	\$46,829	9/1/2023	3/31/2026	\$125,142	\$125,142	\$0
Department of Public Health	CONNECTICUT VIOLENCE INTERVENTION &	DPH20240161POS	Public Health Initiatives, FP1	N	\$0	\$177,843	\$0	\$177,843	4/1/2024	12/31/2026	\$300,000	\$177,843	\$122,157
Department of Public Health	CONSUMER WELLNESS SOLUTIONS INC	DPH2019-0225POS	Tobacco Cessation Svcs	Y	\$0	\$26,325	\$43,452	\$69,777	7/1/2019	12/31/2024	\$1,462,850	\$1,370,604	\$92,246
Department of Public Health	CORNELL SCOTT-HILL HEALTH CORPORATION	DPH20250042POS	Diabetes Prev & Cntrl Prgm, FP1	N	\$0	\$150,000	\$0	\$150,000	4/1/2025	6/29/2028	\$600,000	\$150,000	\$450,000

POS FY 2025 Report Detail by Agency

Agency	Supplier Name	Contract ID #	Contract Description	Competitive ₁	Payments				Terms				
					General Fund	Federal Fund	Other Fund ₂	Total FY 2024 ₃	Contract Begin Date	Contract Expire Date	Cumulative Contract Total Amount ₄	Cumulative Contract Payments ₅	Cumulative Contract Balance Remaining ₆
Department of Public Health	DAY KIMBALL HOSPITAL	DPH2024008POS	WIC Program, FP1	N	\$0	\$579,634	\$0	\$579,634	10/1/2023	9/30/2028	\$2,955,000	\$813,464	\$2,141,536
Department of Public Health	EAST SHORE DISTRICT HEALTH DEPT	DPH20240037POS	Immunization Program, FP 1	N	\$0	\$169,335	\$0	\$169,335	9/1/2023	6/30/2025	\$225,780	\$225,780	\$0
Department of Public Health	EASTERN HIGHLANDS HEALTH DIST	DPH20240053POS	Immunization FP1	N	\$0	\$139,216	\$0	\$139,216	9/1/2023	6/30/2025	\$185,621	\$185,621	\$0
Department of Public Health	FAIR HAVEN COMMUNITY HEALTH CLINIC INC	2023-0005POS01	School Based Health Centers, FP1	N	\$56,965	\$0	\$0	\$56,965	7/1/2022	6/30/2027	\$286,579	\$172,650	\$113,929
Department of Public Health	FAMILY CENTERED SERVICES OF CT INC	DPH2021-0018PSA	Child/Youth w/ Spec Hlth Needs, FP1	Y	\$0	\$188,499	\$132,749	\$321,248	7/1/2020	6/30/2025	\$1,401,296	\$1,397,259	\$4,037
Department of Public Health	FAMILY CENTERS INC	2023-0014POS01	School Based Health Centers, FP1	N	\$817,334	\$0	\$0	\$817,334	7/1/2022	6/30/2027	\$4,111,874	\$2,477,205	\$1,634,669
Department of Public Health	FAMILY CENTERS INC	DPH2019-0131	HIV Prevention Services, FP1	Y	\$0	\$4,438	\$19,787	\$24,225	1/1/2019	12/31/2023	\$697,074	\$697,074	\$0
Department of Public Health	FARMINGTON VALLEY HEALTH DISTRICT	2022-0121POS01	EPI COVID 19	N	\$0	\$15,272	\$0	\$15,272	3/1/2022	3/31/2026	\$438,476	\$438,476	\$0
Department of Public Health	FAVOR INC	DPH2021-0002PSA	Child/Youth w/ Spec Hlth Needs, FP 1	Y	\$0	\$0	\$411,553	\$411,553	7/1/2020	6/30/2026	\$2,405,376	\$1,993,823	\$411,553
Department of Public Health	GENERATIONS FAMILY HEALTH CENTER INC	2023-0011POS01	School Based Health Centers, FP1	N	\$113,847	\$0	\$0	\$113,847	7/1/2022	6/30/2027	\$577,186	\$349,491	\$227,695
Department of Public Health	GENERATIONS FAMILY HEALTH CENTER INC	DPH2024-0004POS	Oral Health Program, FP1	Y	\$0	\$354,612	\$0	\$354,612	8/1/2023	8/31/2026	\$947,373	\$552,772	\$394,601
Department of Public Health	GENERATIONS FAMILY HEALTH CENTER INC	DPH20250043POS	Diabetes Prev & Cntrl Prgm, FP1	N	\$0	\$150,000	\$0	\$150,000	2/1/2025	6/29/2028	\$600,000	\$150,000	\$450,000
Department of Public Health	HARTFORD COMMUNITIES THAT CARE INC	DPH2023-0098POS01	Injury Prevention Svcs, FP1	N	\$186,263	\$0	\$0	\$186,263	4/1/2023	6/30/2026	\$498,387	\$344,800	\$153,587
Department of Public Health	HARTFORD HEALTHCARE CORPORATION	DPH20240014POS	Comprehensive Cancer Control, FP	N	\$0	\$753,887	\$407,330	\$1,161,217	7/1/2023	6/30/2028	\$6,233,612	\$1,929,054	\$4,304,558
Department of Public Health	HISPANIC HEALTH COUNCIL INC	DPH2019-0194POS01	Family Wellness HS, FP1	N	\$0	\$74,256	\$0	\$74,256	5/30/2019	10/31/2024	\$422,500	\$413,273	\$9,227
Department of Public Health	HISPANIC HEALTH COUNCIL INC	DPH2021-0010POS	Immunization Program, FP 1	N	\$0	\$457,584	\$0	\$457,584	7/1/2020	6/30/2025	\$2,625,018	\$2,365,183	\$259,835
Department of Public Health	HOSPITAL OF CENTRAL CONNECTICUT	DPH2020-0093POS01	Family Planning Services, FP 1	N	\$0	\$80,346	\$58,984	\$139,330	11/15/2019	9/30/2024	\$1,149,869	\$982,801	\$167,068
Department of Public Health	HOUSATONIC VALLEY HEALTH DISTRICT	DPH20240067POS	Immunization Program, FP 1	N	\$0	\$95,023	\$0	\$95,023	9/1/2023	6/30/2025	\$179,080	\$175,166	\$3,914
Department of Public Health	HUMAN SERVICES COUNCIL INC	2023-0008POS01	SBHC FP#1	N	\$271,600	\$0	\$0	\$271,600	7/1/2022	6/30/2027	\$1,366,374	\$823,174	\$543,200
Department of Public Health	INTERCOMMUNITY INC	DPH2023-0101POS01	School Based Health Centers, FP1	N	\$0	\$158,507	\$0	\$158,507	4/1/2023	12/31/2024	\$604,000	\$604,000	\$0
Department of Public Health	INTERCOMMUNITY INC	DPH20250075POS	School Based Health Centers, FP1	N	\$604,000	\$0	\$0	\$604,000	3/1/2025	6/30/2025	\$604,000	\$604,000	\$0
Department of Public Health	JSI RESEARCH & TRAINING INSTITUTE INC	DPH20250028PSA	Diabetes Prev & Cntrl Prgm, FP1	N	\$0	\$75,000	\$0	\$75,000	12/1/2024	6/29/2028	\$300,000	\$75,000	\$225,000
Department of Public Health	KERRY ANNE COLSON	DPH20240178PSA	Office of General Council, FP1	E	\$0	\$26,225	\$0	\$26,225	3/1/2024	12/15/2024	\$38,000	\$30,075	\$7,925
Department of Public Health	LEDGE LIGHT HEALTH DIST	DPH2021-0007POS	Immunization Program FP 1	N	\$0	\$235,676	\$0	\$235,676	7/1/2020	6/30/2025	\$1,086,798	\$1,082,835	\$3,963

POS FY 2025 Report Detail by Agency

Agency	Supplier Name	Contract ID #	Contract Description	Competitive ₁	Payments				Terms				
					General Fund	Federal Fund	Other Fund ₂	Total FY 2024 ₃	Contract Begin Date	Contract Expire Date	Cumulative Contract Total Amount ₄	Cumulative Contract Payments ₅	Cumulative Contract Balance Remaining ₆
Department of Public Health	LEDGE LIGHT HEALTH DIST	DPH20240065POS	Immunization Program, FP 1	N	\$0	\$317,978	\$0	\$317,978	9/1/2023	6/30/2025	\$695,790	\$441,853	\$253,937
Department of Public Health	LEDGE LIGHT HEALTH DIST	DPH20250002PSA	Public Health Preparedness, FP1	N	\$0	\$359,141	\$0	\$359,141	7/1/2024	6/30/2029	\$2,691,970	\$359,141	\$2,332,829
Department of Public Health	MERIDEN TOWN TREASURER	2022-0129POS01	EPI COVID 19	E	\$0	\$148,511	\$0	\$148,511	3/1/2022	3/31/2026	\$365,935	\$309,594	\$56,341
Department of Public Health	MERIDEN TOWN TREASURER	DPH2023-0044POS01	WIC Program, FP1	E	\$0	\$343,299	\$0	\$343,299	10/1/2022	9/30/2027	\$4,605,916	\$1,587,775	\$3,018,141
Department of Public Health	MERIDEN TOWN TREASURER	DPH20240063POS	Immunization Program, FP 1	E	\$0	\$144,689	\$0	\$144,689	9/1/2023	6/30/2025	\$276,815	\$209,808	\$67,007
Department of Public Health	MIDDLESEX HOSPITAL	DPH20250015POS01	WIC Program, FP1	N	\$0	\$147,873	\$0	\$147,873	10/1/2024	9/30/2027	\$945,000	\$147,873	\$797,127
Department of Public Health	NATIONAL JEWISH HEALTH	DPH20240181POS	Tobacco Cessation Svcs, FP1	N	\$0	\$100,000	\$115,894	\$215,894	6/1/2024	4/28/2029	\$1,000,000	\$215,894	\$784,106
Department of Public Health	NAUGATUCK VALLEY HEALTH DISTRICT	DPH2021-0008POS	Immunization Program FP 1	N	\$0	\$119,631	\$0	\$119,631	7/1/2020	6/30/2025	\$755,990	\$747,436	\$8,554
Department of Public Health	NAUGATUCK VALLEY HEALTH DISTRICT	DPH20240073POS	Immunization Program, FP1	N	\$0	\$126,921	\$0	\$126,921	9/1/2023	6/30/2025	\$574,635	\$249,174	\$325,461
Department of Public Health	NEW BRITAIN CITY TREASURER	2022-0130POS01	EPI COVID 19	E	\$0	\$123,123	\$0	\$123,123	3/1/2022	3/31/2026	\$646,620	\$646,620	\$0
Department of Public Health	NEW BRITAIN CITY TREASURER	DPH2021-0003POS	Immunization Program FP 1	E	\$0	\$139,586	\$0	\$139,586	7/1/2020	6/30/2025	\$900,769	\$836,751	\$64,018
Department of Public Health	NEW BRITAIN CITY TREASURER	DPH20240144POS	STD Prevention & Treatment Services, FP1	E	\$0	\$0	\$4,897	\$4,897	10/1/2023	6/30/2025	\$14,691	\$14,691	\$0
Department of Public Health	NEW CANAAN TOWN TREASURER	2022-0122POS	EPI COVID 19	E	\$0	\$12,021	\$0	\$12,021	3/1/2022	2/29/2024	\$74,345	\$74,345	\$0
Department of Public Health	NEW CANAAN TOWN TREASURER	DPH20240093POS	Immunization Program, FP 1	E	\$0	\$25,042	\$0	\$25,042	9/1/2023	6/30/2025	\$48,156	\$48,156	\$0
Department of Public Health	NEWTOWN HEALTH DISTRICT	DPH20220161POS	Preventive Health Services, FP1	E	\$0	\$57,581	\$0	\$57,581	6/1/2023	3/31/2026	\$115,161	\$57,581	\$57,581
Department of Public Health	NEWTOWN HEALTH DISTRICT	DPH20240071POS01	Immunization Program, FP1	E	\$0	\$26,315	\$0	\$26,315	9/1/2023	6/30/2025	\$72,621	\$44,471	\$28,150
Department of Public Health	NORTH CENTRAL DISTRICT HEALTH DEPARTMENT	DPH20240107POS	Immunization Program, FP1	N	\$0	\$417,816	\$0	\$417,816	9/1/2023	6/30/2025	\$747,402	\$417,816	\$329,586
Department of Public Health	NORTHEAST DISTRICT DEPT OF HEALTH	DPH20240105POS	Immunization Program, FP1	N	\$0	\$187,724	\$0	\$187,724	9/1/2023	6/30/2025	\$386,396	\$309,809	\$76,587
Department of Public Health	NORWALK TOWN TREASURER	DPH2021-0005POS	Immunization Program FP 1	E	\$0	\$522,314	\$0	\$522,314	7/1/2020	6/30/2025	\$1,783,646	\$1,756,459	\$27,187
Department of Public Health	NORWALK TOWN TREASURER	DPH2022-0157POS01	Preventive Health Services, FP1	E	\$0	\$371,952	\$0	\$371,952	6/1/2023	3/31/2026	\$495,935	\$495,935	\$0
Department of Public Health	NORWALK TOWN TREASURER	DPH2023-0037POS	Injury Prevention Svcs, FP1	E	\$0	\$66,186	\$0	\$66,186	7/1/2023	8/31/2025	\$159,000	\$87,686	\$71,314
Department of Public Health	NORWALK TOWN TREASURER	DPH20240091POS	Immunization Program, FP1	E	\$0	\$160,415	\$0	\$160,415	9/1/2023	6/30/2025	\$295,708	\$248,931	\$46,777
Department of Public Health	NORWALK TOWN TREASURER	DPH20240139POS	STD/TB Prev & Treatment SVCS FP1	E	\$0	\$0	\$12,686	\$12,686	10/1/2023	6/30/2024	\$38,058	\$38,058	\$0
Department of Public Health	OPTIMUS HEALTH CARE INC	2023-0010POS01	School Based Health Centers, FP1	N	\$1,434,759	\$5,596	\$0	\$1,440,355	7/1/2022	6/30/2027	\$5,619,195	\$3,374,584	\$2,244,611

POS FY 2025 Report Detail by Agency

Agency	Supplier Name	Contract ID #	Contract Description	Competitive ₁	Payments				Terms				
					General Fund	Federal Fund	Other Fund ₂	Total FY 2024 ₃	Contract Begin Date	Contract Expire Date	Cumulative Contract Total Amount ₄	Cumulative Contract Payments ₅	Cumulative Contract Balance Remaining ₆
Department of Public Health	OPTIMUS HEALTH CARE INC	DPH2023-0048POS01	WIC Program, FP1	N	\$0	\$1,797,778	\$0	\$1,797,778	9/1/2022	9/30/2027	\$10,762,867	\$4,441,719	\$6,321,148
Department of Public Health	OPTIMUS HEALTH CARE INC	DPH20240009POS	WIC Program, FP1	N	\$0	\$895,330	\$0	\$895,330	10/1/2023	9/30/2028	\$5,975,000	\$1,246,658	\$4,728,342
Department of Public Health	ORANGE TOWN TREASURER	2022-0140POS01	Preventive Health Services, FP	N	\$0	\$12,266	\$0	\$12,266	3/1/2022	3/31/2026	\$53,096	\$53,096	\$0
Department of Public Health	PLANNED PARENTHOOD OF SOUTHERN	DPH2022-0069POS	Rape Crisis & Prev Srvs, FP 1	N	\$0	\$15,000	\$0	\$15,000	4/1/2022	1/31/2025	\$75,000	\$75,000	\$0
Department of Public Health	PLANNED PARENTHOOD OF SOUTHERN	DPH2023-0035POS01	Family Planning and Family Health Program, FP 1	N	\$1,508,179	\$14,054	\$0	\$1,522,233	10/1/2022	9/30/2027	\$7,288,842	\$3,984,463	\$3,304,379
Department of Public Health	PLANNED PARENTHOOD OF SOUTHERN	DPH20240171POS	AIDS Prevention Services, FP1	N	\$0	\$0	\$226,887	\$226,887	2/1/2024	12/31/2028	\$1,033,337	\$293,924	\$739,413
Department of Public Health	PRIME THERAPEUTICS MANAGEMENT LLC	DPH2019-0004POS01	CADAP, FP1	N	\$0	\$34,049,034	\$0	\$34,049,034	7/1/2018	12/31/2024	\$210,485,184	\$206,819,223	\$3,665,961
Department of Public Health	PRIME THERAPEUTICS MANAGEMENT LLC	DPH20250065POS	AIDS HCSS, FP1	Y	\$0	\$12,834,105	\$0	\$12,834,105	1/1/2025	12/31/2027	\$105,675,000	\$12,834,105	\$92,840,895
Department of Public Health	PROJECT ACCESS NEW HAVEN INC	DPH2021-0025POS	Community Health Center, FP 1	N	\$139,281	\$51,168	\$0	\$190,449	7/1/2020	6/30/2026	\$1,066,431	\$889,101	\$177,330
Department of Public Health	PROSPECT ECHN INC	DPH2024-0011POS	Comprehensive Cancer Control FP1	N	\$0	\$35,285	\$111,072	\$146,357	7/1/2023	6/30/2028	\$759,420	\$279,408	\$480,011
Department of Public Health	QUINNIPIACK VALLEY HEALTH DISTRICT	2023-0013POS01	School Based Health Centers, FP1	N	\$220,409	\$0	\$0	\$220,409	7/1/2022	6/30/2027	\$1,130,623	\$672,746	\$457,877
Department of Public Health	QUINNIPIACK VALLEY HEALTH DISTRICT	DPH2022-0146POS01	Preventive Health Services, FP1	N	\$0	\$80,253	\$0	\$80,253	3/1/2022	3/31/2026	\$452,916	\$291,148	\$161,768
Department of Public Health	QUINNIPIACK VALLEY HEALTH DISTRICT	DPH20240101POS	Immunization Program, FP 1	N	\$0	\$125,466	\$0	\$125,466	9/1/2023	6/30/2025	\$453,830	\$206,264	\$247,566
Department of Public Health	REGION DISTRICT 11 TREASURER	2023-0006POS01	School Based Health Centers, FP1	N	\$69,781	\$0	\$0	\$69,781	7/1/2022	6/30/2027	\$273,730	\$160,240	\$113,490
Department of Public Health	SCHOOL-BASED HEALTH ALLIANCE	DPH2022-0106POS3	School Based Health Centers, FP1	N	\$0	\$3,370,295	\$0	\$3,370,295	1/1/2023	6/30/2025	\$12,569,059	\$12,569,059	\$0
Department of Public Health	SCHOOL-BASED HEALTH ALLIANCE	DPH20240133POS	School Based Health Center, FP1	Y	\$0	\$6,748,088	\$0	\$6,748,088	12/1/2023	8/31/2026	\$10,000,000	\$8,396,453	\$1,603,547
Department of Public Health	SOUTH CENTRAL HEALTH DISTRICT	DPH20230126POS01	Preventive Health Services, FP1	N	\$0	\$137,306	\$0	\$137,306	7/1/2023	3/31/2026	\$274,611	\$274,611	\$0
Department of Public Health	SOUTH CENTRAL HEALTH DISTRICT	DPH20240109POS	Immunization Program, FP 1	N	\$0	\$53,335	\$0	\$53,335	9/1/2023	6/30/2025	\$152,334	\$91,418	\$60,916
Department of Public Health	SOUTHWEST COMMUNITY HEALTH CENTER INC	DPH2019-0137	HIV Prevention Services, FP1	Y	\$0	\$7,208	\$14,434	\$21,643	1/1/2019	12/31/2023	\$863,575	\$798,840	\$64,735
Department of Public Health	SOUTHWESTERN AHEC INC	DPH2021-0011POS	Immunization Program FP 1	N	\$0	\$558,304	\$0	\$558,304	7/1/2020	6/30/2025	\$1,865,578	\$1,831,661	\$33,917
Department of Public Health	SOUTHWESTERN AHEC INC	DPH2023-0034POS01	Lead Poisoning Prevention, FP1	E	\$0	\$8,332	\$0	\$8,332	7/1/2022	6/30/2024	\$24,999	\$24,999	\$0
Department of Public Health	ST FRANCIS HOSPITAL & MEDICAL CENTER	DPH2019-0193POS01	Family Wellness HS, FP1	N	\$0	\$18,270	\$0	\$18,270	5/30/2019	10/31/2024	\$398,500	\$398,500	\$0
Department of Public Health	ST FRANCIS HOSPITAL & MEDICAL CENTER	DPH20240012POS01	Comprehensive Cancer Control, FP1	N	\$0	\$217,387	\$395,901	\$613,288	8/1/2023	6/30/2028	\$2,416,507	\$896,533	\$1,519,974
Department of Public Health	ST FRANCIS HOSPITAL & MEDICAL CENTER	DPH20240043POS	Child Sexual Abuse, FP1	N	\$0	\$0	\$126,317	\$126,317	9/1/2023	6/30/2028	\$643,108	\$252,634	\$390,474

POS FY 2025 Report Detail by Agency

Agency	Supplier Name	Contract ID #	Contract Description	Competitive ₁	Payments				Terms				
					General Fund	Federal Fund	Other Fund ₂	Total FY 2024 ₃	Contract Begin Date	Contract Expire Date	Cumulative Contract Total Amount ₄	Cumulative Contract Payments ₅	Cumulative Contract Balance Remaining ₆
Department of Public Health	ST MARY'S HOSPITAL CORP	DPH2021-0016PSA	Child/Youth w/ Spec Hlth Needs, FP1	Y	\$0	\$240,218	\$130,034	\$370,252	7/1/2020	6/30/2025	\$1,373,131	\$1,368,934	\$4,197
Department of Public Health	ST MARY'S HOSPITAL CORP	DPH20250012POS	Asthma Services, FP1	N	\$0	\$33,071	\$0	\$33,071	9/1/2024	9/30/2029	\$250,500	\$33,071	\$217,429
Department of Public Health	STAMFORD HOSPITAL	DPH2021-0017PSA	Child/Youth w/ Spec Hlth Needs, FP1	Y	\$0	\$205,132	\$79,147	\$284,279	7/1/2020	6/30/2025	\$1,376,329	\$1,290,009	\$86,321
Department of Public Health	STAYWELL HEALTH CARE INC	DPH2021-0021POS	Community Health Center, FP 1	N	\$269,108	\$6,870	\$0	\$275,978	7/1/2020	6/30/2026	\$1,554,141	\$1,288,387	\$265,754
Department of Public Health	STRATFORD TOWN TREASURER	2023-0018POS01	School Based Health Centers, FP1	E	\$109,803	\$0	\$0	\$109,803	7/1/2022	6/30/2027	\$732,020	\$402,611	\$329,409
Department of Public Health	STRATFORD TOWN TREASURER	DPH2022-0154POS01	Preventive Health Services, FP1	E	\$0	\$91,118	\$0	\$91,118	3/1/2022	3/31/2026	\$273,669	\$248,337	\$25,332
Department of Public Health	STRATFORD TOWN TREASURER	DPH20240089POS	Immunization Program, FP1	E	\$0	\$116,506	\$0	\$116,506	9/1/2023	6/30/2025	\$169,475	\$116,506	\$52,969
Department of Public Health	THAMES VALLEY COUNCIL FOR COMMUNITY	DPH2023-0050POS01	WIC Program, FP1	Y	\$0	\$704,724	\$0	\$704,724	10/1/2022	9/30/2027	\$4,092,395	\$1,806,471	\$2,285,924
Department of Public Health	THE DIAPER BANK OF CONNECTICUT INC	DPH20250013POS01	ARPA Menstrual Products, FP1	N	\$0	\$827,737	\$0	\$827,737	7/1/2024	12/31/2026	\$1,950,000	\$827,737	\$1,122,263
Department of Public Health	TORRINGTON AREA HEALTH DISTRICT	DPH2021-0009POS	Immunization Program FP 1	N	\$0	\$98,078	\$0	\$98,078	7/1/2020	6/30/2025	\$652,331	\$649,563	\$2,768
Department of Public Health	TORRINGTON AREA HEALTH DISTRICT	DPH20240103POS	Immunization Program, FP1	N	\$0	\$407,384	\$0	\$407,384	9/1/2023	6/30/2025	\$604,674	\$515,037	\$89,637
Department of Public Health	TOWN OF BETHEL	2022-0136POS01	Preventive Health Services, FP1	E	\$0	\$7,077	\$0	\$7,077	3/1/2022	3/31/2026	\$72,442	\$63,471	\$8,972
Department of Public Health	TOWN OF BETHEL	DPH20240032POS	Immunization Program, FP1	E	\$0	\$6,781	\$0	\$6,781	9/1/2023	6/30/2025	\$47,516	\$21,297	\$26,219
Department of Public Health	TOWN OF BRANFORD	2023-0002POS01	School Based Health Centers, FP1	E	\$383,230	\$0	\$0	\$383,230	7/1/2022	6/30/2027	\$1,578,088	\$941,191	\$636,897
Department of Public Health	TOWN OF DARIEN	2022-0139POS01	Preventive Health Services, FP1	E	\$0	\$13,263	\$0	\$13,263	3/1/2022	3/31/2026	\$78,846	\$41,064	\$37,782
Department of Public Health	TOWN OF DARIEN	DPH20240051POS	Immunization FP1	E	\$0	\$11,500	\$0	\$11,500	9/1/2023	6/30/2025	\$50,311	\$24,078	\$26,233
Department of Public Health	TOWN OF EAST HARTFORD	2023-0004POS01	School Based Health Center, FP1	E	\$847,409	\$0	\$0	\$847,409	7/1/2022	6/30/2027	\$2,865,431	\$1,726,000	\$1,139,431
Department of Public Health	TOWN OF EAST HARTFORD	DPH2022-0144POS01	Preventive Health Services, FP1	E	\$0	\$78,635	\$0	\$78,635	3/1/2022	3/31/2026	\$341,770	\$341,770	\$0
Department of Public Health	TOWN OF EAST HARTFORD	DPH2023-0049POS01	WIC Program, FP1	E	\$0	\$904,564	\$0	\$904,564	10/1/2022	9/30/2027	\$4,331,745	\$2,042,390	\$2,289,355
Department of Public Health	TOWN OF EAST HARTFORD	DPH20240047POSPOS	Immunization Program, FP1	E	\$0	\$124,069	\$0	\$124,069	9/1/2023	6/30/2025	\$165,426	\$165,426	\$0
Department of Public Health	TOWN OF FAIRFIELD	DPH2022-0145POS01	Preventive Health Services, FP1	E	\$0	\$34,556	\$0	\$34,556	3/1/2022	3/31/2026	\$252,155	\$235,909	\$16,246
Department of Public Health	TOWN OF FAIRFIELD	DPH20240113POS	Immunization Program, FP 1	E	\$0	\$71,096	\$0	\$71,096	12/1/2023	6/30/2025	\$143,667	\$112,143	\$31,524
Department of Public Health	TOWN OF GLASTONBURY	DPH20240061POS	Immunization Program, FP1	E	\$0	\$24,818	\$0	\$24,818	9/1/2023	6/30/2025	\$82,052	\$45,331	\$36,721
Department of Public Health	TOWN OF GREENWICH	DPH2022-0149POS01	Preventive Health Services, FP1	E	\$0	\$21,090	\$0	\$21,090	3/1/2022	3/31/2026	\$289,089	\$93,362	\$195,727

POS FY 2025 Report Detail by Agency

Agency	Supplier Name	Contract ID #	Contract Description	Competitive ₁	Payments				Terms				
					General Fund	Federal Fund	Other Fund ₂	Total FY 2024 ₃	Contract Begin Date	Contract Expire Date	Cumulative Contract Total Amount ₄	Cumulative Contract Payments ₅	Cumulative Contract Balance Remaining ₆
Department of Public Health	TOWN OF GREENWICH	DPH20240136POS	Immunization Program, FP 1	E	\$0	\$36,606	\$0	\$36,606	9/1/2023	6/30/2025	\$148,412	\$73,709	\$74,703
Department of Public Health	TOWN OF GUILFORD	DPH2022-0151POS01	Preventive Health Services, FP1	E	\$0	\$19,139	\$0	\$19,139	3/1/2022	3/31/2026	\$85,252	\$85,252	\$0
Department of Public Health	TOWN OF GUILFORD	DPH20240135POS	Immunization Program, FP 1	E	\$0	\$15,089	\$0	\$15,089	9/1/2023	6/30/2025	\$51,522	\$27,969	\$23,553
Department of Public Health	TOWN OF MADISON	2023-0017POS01	School Based Health Centers, FP1	E	\$54,746	\$0	\$0	\$54,746	7/1/2022	6/30/2027	\$273,730	\$164,238	\$109,492
Department of Public Health	TOWN OF MANCHESTER	DPH20240069POS	Immunization Program, FP1	E	\$0	\$145,172	\$0	\$145,172	9/1/2023	6/30/2025	\$193,562	\$193,562	\$0
Department of Public Health	TOWN OF MIDDLETOWN	DPH20240075POS	Immunization Program, FP1	E	\$0	\$115,947	\$0	\$115,947	9/1/2023	6/30/2025	\$217,085	\$154,596	\$62,489
Department of Public Health	TOWN OF MONROE	DPH2022-0152POS01	Preventive Health Services, FP1	E	\$0	\$16,660	\$0	\$16,660	3/1/2023	3/31/2026	\$71,557	\$33,290	\$38,267
Department of Public Health	TOWN OF WALLINGFORD	DPH2023-0069POS01	Preventive Health Services, FP1	E	\$0	\$29,572	\$0	\$29,572	3/1/2022	3/31/2026	\$177,960	\$177,960	\$0
Department of Public Health	TOWN OF WESTBROOK	DPH20240081POS	Immunization Program, FP 1	E	\$0	\$7,814	\$0	\$7,814	9/1/2023	6/30/2025	\$15,792	\$11,762	\$4,030
Department of Public Health	TOWN OF WINDHAM	2023-0012POS01	School Based Health Center, FP1	E	\$428,334	\$0	\$0	\$428,334	7/1/2022	6/30/2027	\$2,186,822	\$1,297,002	\$889,820
Department of Public Health	TOWN OF WINDSOR	2022-0135POS01	Preventive Health Services, FP1	E	\$0	\$4,171	\$0	\$4,171	3/1/2022	3/31/2026	\$107,213	\$107,213	\$0
Department of Public Health	TOWN OF WINDSOR	DPH20240083	Immunization Program, FP1	E	\$0	\$68,945	\$0	\$68,945	9/1/2023	6/30/2025	\$133,927	\$95,375	\$38,552
Department of Public Health	TRUMBULL TOWN TREASURER	DPH2022-0143POS01	Preventive Health Services, FP1	E	\$0	\$5,542	\$0	\$5,542	3/1/2022	3/31/2026	\$120,669	\$102,619	\$18,050
Department of Public Health	TRUMBULL TOWN TREASURER	DPH20240087POS	Immunization Program, FP1	E	\$0	\$55,241	\$0	\$55,241	9/1/2023	6/30/2025	\$85,870	\$85,870	\$0
Department of Public Health	TRUTH INITIATIVE FOUNDATION	DPH2022-0064POS	Tobacco Cessation Prog, FP 1	N	\$0	\$24,000	\$0	\$24,000	3/1/2023	4/28/2027	\$183,500	\$135,500	\$48,000
Department of Public Health	UCONN HEALTH CENTER	DPH2023-0117	Injury Prevention Svcs, FP1	N	\$0	\$466,726	\$0	\$466,726	6/1/2023	8/31/2027	\$1,166,817	\$700,087	\$466,730
Department of Public Health	UCONN HEALTH CENTER	DPH20250016MOA01	Mother To Baby, FP1	N	\$0	\$40,000	\$0	\$40,000	4/1/2025	9/30/2029	\$200,000	\$40,000	\$160,000
Department of Public Health	UNCAS HEALTH DISTRICT	DPH2022-0155POS01	Preventive Health Services, FP1	N	\$0	\$81,273	\$0	\$81,273	3/1/2022	3/31/2026	\$566,153	\$566,153	\$0
Department of Public Health	UNCAS HEALTH DISTRICT	DPH20240003POS	Breast Cancer CT Early Detection Program, and	N	\$0	\$120,922	\$0	\$120,922	7/1/2023	6/30/2028	\$483,690	\$193,476	\$290,214
Department of Public Health	UNCAS HEALTH DISTRICT	DPH20240099POS	Immunization Program, FP 1	N	\$0	\$75,715	\$0	\$75,715	9/1/2023	6/30/2025	\$324,564	\$166,873	\$157,691
Department of Public Health	UNITED COMMUNITY & FAMILY SERVICES INC	DPH2021-0014PSA	Child/Youth w/ Spec Hlth Needs, FP1	Y	\$0	\$93,196	\$73,189	\$166,386	7/1/2020	6/30/2025	\$940,397	\$879,441	\$60,956
Department of Public Health	UNITED WAY OF CONNECTICUT INC	2023-0022POS01POS01	InfoLine-Info & Referrals Svs fp1	Y	\$0	\$283,804	\$0	\$283,804	10/1/2022	9/30/2027	\$1,215,000	\$642,906	\$572,094
Department of Public Health	URBAN LEAGUE OF GREATER HARTFORD INC	DPH2019-0195POS01	Family Wellness HS, FP1	N	\$0	\$46,998	\$0	\$46,998	5/30/2019	10/31/2024	\$373,500	\$351,089	\$22,411
Department of Public Health	WATERBURY TOWN TREASURER	DPH2021-0006POS	Immunization Program FP 1	E	\$0	\$123,182	\$0	\$123,182	7/1/2020	6/30/2025	\$938,213	\$800,599	\$137,614

POS FY 2025 Report Detail by Agency

Agency	Supplier Name	Contract ID #	Contract Description	Competitive ₁	Payments				Terms				
					General Fund	Federal Fund	Other Fund ₂	Total FY 2024 ₃	Contract Begin Date	Contract Expire Date	Cumulative Contract Total Amount ₄	Cumulative Contract Payments ₅	Cumulative Contract Balance Remaining ₆
Department of Public Health	WATERBURY TOWN TREASURER	DPH2022-0159POS01	Preventive Health Services, FP1	E	\$0	\$67,791	\$0	\$67,791	2/1/2023	5/31/2024	\$1,019,513	\$903,262	\$116,250
Department of Public Health	WATERBURY TOWN TREASURER	DPH2023-0053POS01	School Based Health Centers, FP1	E	\$282,855	\$0	\$0	\$282,855	7/1/2022	6/30/2027	\$1,414,275	\$838,980	\$575,295
Department of Public Health	WATERBURY TOWN TREASURER	DPH20240079POS	Immunization Program, FP 1	E	\$0	\$31,048	\$0	\$31,048	9/1/2023	6/30/2025	\$371,040	\$123,808	\$247,232
Department of Public Health	WEST HARTFORD-BLOOMFIELD HEALTH	DPH20240030POS	Immunization Program, FP1	N	\$0	\$215,043	\$0	\$215,043	9/1/2023	6/30/2025	\$389,214	\$389,214	\$0
Department of Public Health	WESTERN CONNECTICUT HEALTH NETWORK INC	DPH20240010POS	Comprehensive Cancer Control, FP1	N	\$0	\$374,367	\$385,283	\$759,651	7/1/2023	6/30/2028	\$4,365,684	\$1,425,737	\$2,939,947
Department of Public Health	WHEELER CLINIC INC	DPH20230091POS	Prev Hlth Serv FP1	N	\$0	\$38,900	\$0	\$38,900	10/1/2023	9/30/2027	\$155,600	\$77,800	\$77,800
Department of Public Health	WINDHAM REGIONAL COMMUNITY COUNCIL INC	DPH2022-0080	HIV/AIDS HealthCare Support, FP1	Y	\$0	\$0	\$229,476	\$229,476	4/1/2022	3/31/2026	\$1,169,329	\$590,710	\$578,619
Department of Public Health	YALE NEW HAVEN HEALTH SERVICES	DPH20240013POS	Comprehensive Cancer Control, FP1	N	\$0	\$620,296	\$600,470	\$1,220,766	7/1/2023	6/30/2028	\$6,991,068	\$2,098,928	\$4,892,140
Department of Public Health	YALE NEW HAVEN HOSPITAL	22DPH71705POS01	WIC Program, FP1	N	\$0	\$1,781,871	\$0	\$1,781,871	10/1/2022	9/30/2027	\$9,553,335	\$4,598,904	\$4,954,431
Department of Public Health	YALE NEW HAVEN HOSPITAL	DPH2022-0081	HIV/AIDS HealthCare Support, FP1	Y	\$0	\$0	\$2,218,531	\$2,218,531	4/1/2022	3/31/2026	\$6,979,291	\$3,554,722	\$3,424,569
Department of Public Health	YALE NEW HAVEN HOSPITAL	DPH20240007POS001	Lead poisoning Prev & Contrl, FP1	N	\$0	\$0	\$146,767	\$146,767	7/1/2023	6/30/2027	\$582,737	\$289,203	\$293,534
Department of Public Health	YALE UNIVERSITY	DPH2019-0142	HIV Prevention Services, FP1	Y	\$0	\$0	\$22,383	\$22,383	1/1/2019	12/31/2023	\$530,681	\$505,971	\$24,710
Department of Public Health	YALE UNIVERSITY	DPH2023-0100POS	Tobacco Use and Prevention Pilot Program Yale e-	N	\$0	\$100,000	\$0	\$100,000	6/1/2023	12/31/2025	\$300,000	\$300,000	\$0
Department of Public Health	YALE UNIVERSITY	DPH20240044POS	Child Sexual Abuse, FP1	N	\$0	\$0	\$129,612	\$129,612	11/1/2023	6/30/2028	\$640,410	\$255,399	\$385,011
Department of Public Health	YALE UNIVERSITY	DPH20240174POS	AIDS Prevention Services, FP1	N	\$0	\$2,379	\$589,078	\$591,458	2/1/2024	12/31/2024	\$866,398	\$862,829	\$3,569
Department of Public Health	YALE UNIVERSITY	DPH20250071POS	AIDS Prevention Services, FP1	Y	\$0	\$209,391	\$195,759	\$405,150	1/1/2025	12/31/2028	\$4,331,988	\$405,150	\$3,926,838
DPH TOTAL	205				\$15,162,485	\$92,155,040	\$15,208,256	\$122,525,781			\$637,281,084	\$399,747,467	\$237,533,616
Department of Social Services	ABILITY BEYOND DISABILITY INC	19DSS2201AC	Persons with traumatic brain injury resulting from illness,	N	\$197,276	\$5,028	\$0	\$202,304	7/1/2019	6/30/2025	\$1,125,407	\$1,125,407	\$0
Department of Social Services	ACCESS INDEPENDENCE INC	12DSS7101HU	Money Follows the Person - 2013	Y	\$145,200	\$0	\$0	\$145,200	7/1/2012	6/30/2026	\$1,901,460	\$1,752,360	\$149,100
Department of Social Services	AGENCY ON AGING OF SOUTH CENTRAL	12DSS7101XK	Money Follows the Person - Emergency backup system	Y	\$752,914	\$306,620	\$0	\$1,059,534	7/1/2012	6/30/2026	\$10,058,438	\$8,511,284	\$1,547,154
Department of Social Services	ALLIANCE FOR COMMUNITY EMPOWERMENT INC	21DSS6101AI	Connecticut's Community Action Agency Network	N	\$272,161	\$150,310	\$0	\$422,471	3/1/2022	12/31/2025	\$1,698,267	\$1,470,480	\$227,787
Department of Social Services	ALLIANCE FOR COMMUNITY EMPOWERMENT INC	22DSS1501AI	CSBG Services in the Greater Bridgeport and	N	\$550,000	\$1,025,761	\$0	\$1,575,761	10/1/2022	9/30/2025	\$7,443,460	\$5,576,141	\$1,867,319
Department of Social Services	ALLIANCE FOR COMMUNITY EMPOWERMENT INC	22DSS6121AI	CHWs will receive cultural diversity training and	Y	\$0	\$527,787	\$0	\$527,787	12/1/2022	12/31/2025	\$777,778	\$527,787	\$249,991
Department of Social Services	ALLIANCE FOR COMMUNITY EMPOWERMENT INC	23DSS4301AI	The purpose of the program is to assist low-income	N	\$0	\$7,172,351	\$0	\$7,172,351	10/1/2023	9/30/2026	\$30,000,000	\$13,693,523	\$16,306,477

POS FY 2025 Report Detail by Agency

Agency	Supplier Name	Contract ID #	Contract Description	Competitive ₁	Payments				Terms				
					General Fund	Federal Fund	Other Fund ₂	Total FY 2024 ₃	Contract Begin Date	Contract Expire Date	Cumulative Contract Total Amount ₄	Cumulative Contract Payments ₅	Cumulative Contract Balance Remaining ₆
Department of Social Services	ALLIED COMMUNITY RESOURCES INC	18DSS7101AS	Fiduciary Intermediary Services - 2018	N	\$611,259	\$597,958	\$0	\$1,209,216	2/1/2018	1/31/2025	\$112,147,168	\$91,385,337	\$20,761,832
Department of Social Services	BRAIN INJURY ALLIANCE OF CONNECTICUT INC	19DSS2201BZ	advocates for community and medical resources to	N	\$108,142	\$3,130	\$79,999	\$191,271	7/1/2019	12/31/2025	\$1,097,276	\$1,097,276	\$0
Department of Social Services	CAPITAL WORKFORCE PARTNERS	18DSS4601CW	Food Stamp Employment and Training	N	\$0	\$10,750	\$0	\$10,750	7/1/2018	9/30/2026	\$474,249	\$76,210	\$398,039
Department of Social Services	CAREER RESOURCES INC	23DSS1401CZ	Fatherhood Initiative Program	N	\$54,286	\$94,487	\$0	\$148,773	10/1/2023	9/30/2026	\$331,474	\$201,277	\$130,197
Department of Social Services	CARELON BEHAVIORAL HEALTH INC	22DSS1216AL	Behavioral Health	Y	\$12,711,169	\$12,711,169	\$0	\$25,422,338	10/1/2022	9/30/2025	\$74,840,446	\$67,797,651	\$7,042,795
Department of Social Services	CATHOLIC CHARITIES INC	23DSS1201DD	Catholic Charities New Haven Family Service Center -	N	\$266,862	\$0	\$0	\$266,862	1/1/2024	6/30/2027	\$1,080,000	\$354,999	\$725,001
Department of Social Services	CATHOLIC CHARITIES INC	23DSS1401DD	Fatherhood Initiative Program	N	\$54,286	\$94,485	\$0	\$148,771	10/1/2023	9/30/2026	\$331,469	\$201,274	\$130,195
Department of Social Services	CHARTER OAK HEALTH CENTER INC	19DSS1201DR	Expand Clinic Hours until midnight with radiology	N	\$464,821	\$17,112	\$0	\$481,933	2/15/2020	6/30/2027	\$3,522,940	\$2,570,062	\$952,878
Department of Social Services	COMMUNITY ACTION AGENCY OF NEW HAVEN INC	21DSS6101EP	Connecticut's Community Action Agency Network	N	\$218,133	\$284,521	\$0	\$502,654	3/1/2022	12/31/2025	\$1,484,975	\$1,063,619	\$421,356
Department of Social Services	COMMUNITY ACTION AGENCY OF NEW HAVEN INC	22DSS1501EP	CSBG and HSI services to identified catchment area:	N	\$261,533	\$1,233,379	\$0	\$1,494,912	10/1/2022	9/30/2025	\$5,010,101	\$4,351,398	\$658,704
Department of Social Services	COMMUNITY ACTION AGENCY OF NEW HAVEN INC	22DSS6111EP	Through the CHW Program the CAAs will train existing	Y	\$0	\$450,000	\$0	\$450,000	12/1/2022	12/31/2025	\$777,778	\$709,259	\$68,519
Department of Social Services	COMMUNITY ACTION AGENCY OF NEW HAVEN INC	23DSS4301EP	Provide energy assistance to low-income individuals and	N	\$0	\$866,438	\$0	\$866,438	10/1/2023	9/30/2026	\$24,000,000	\$1,525,874	\$22,474,126
Department of Social Services	COMMUNITY HEALTH CENTER ASSOCIATION	13DSS3101GB	provide a worker trained to perform application,	N	\$388,174	\$0	\$0	\$388,174	7/1/2013	6/30/2027	\$5,636,382	\$4,807,521	\$828,861
Department of Social Services	COMMUNITY HEALTH CENTER ASSOCIATION	22DSS1201GB	ARPA funds for LARC (Long Acting Reversible	N	\$0	\$526,626	\$0	\$526,626	1/1/2023	9/30/2026	\$2,000,000	\$1,032,291	\$967,709
Department of Social Services	COMMUNITY HEALTH NETWORK OF CT INC	23DSS1212GQ	Medical ASO	Y	\$42,108,308	\$42,108,308	\$0	\$84,216,615	5/1/2023	12/31/2025	\$229,723,958	\$185,012,980	\$44,710,978
Department of Social Services	COMMUNITY RENEWAL TEAM INC	21DSS6101EW	Connecticut's Community Action Agency Network	N	\$437,211	\$204,349	\$0	\$641,560	3/1/2022	12/31/2025	\$3,799,456	\$3,433,529	\$365,927
Department of Social Services	COMMUNITY RENEWAL TEAM INC	22DSS1501EW	CBG/HSI Services for Greater Hartford and Middlesex area	N	\$1,112,039	\$3,226,545	\$0	\$4,338,584	10/1/2022	9/30/2025	\$11,391,801	\$9,490,324	\$1,901,478
Department of Social Services	COMMUNITY RENEWAL TEAM INC	22DSS6101EW	CRT will perform a number of tasks but not limited to	Y	\$0	\$311,111	\$0	\$311,111	12/1/2022	12/31/2025	\$777,778	\$311,111	\$466,667
Department of Social Services	COMMUNITY RENEWAL TEAM INC	23DSS1401EW	Fatherhood Initiative Program	N	\$54,286	\$94,485	\$0	\$148,771	10/1/2023	9/30/2026	\$331,469	\$201,274	\$130,195
Department of Social Services	COMMUNITY RENEWAL TEAM INC	23DSS4301EW	The purpose of the program is to assist low-income	N	\$0	\$16,871,003	\$0	\$16,871,003	10/1/2023	9/30/2026	\$75,000,000	\$31,009,528	\$43,990,472
Department of Social Services	COMUNIDAD HISPANA DE WALLINGFORD INC	24DSS6103IN	Community Service Program	N	\$150,000	\$0	\$0	\$150,000	4/1/2024	6/30/2027	\$600,000	\$300,000	\$300,000
Department of Social Services	CONDUENT STATE HEALTHCARE LLC	07DSS1101AF	Husky and Charter Oak Enrollment Broker Services	Y	\$11,098,361	\$1,486,539	\$0	\$12,584,900	2/1/2007	6/30/2026	\$226,828,374	\$131,190,201	\$95,638,173
Department of Social Services	CONNECTICUT ALLIANCE TO END SEXUAL	22DSS5403LK	To provide services (case Mngm.; Short-term	N	\$0	\$0	\$0	\$0	7/1/2022	6/30/2025	\$1,959,794	\$1,959,794	\$0
Department of Social Services	CONNECTICUT ASSOCIATION FOR COMMUNITY	18DSS5001FB	SSBG Case Management Services that provide for life	N	\$69,640	\$2,290,859	\$0	\$2,360,499	10/1/2018	9/30/2025	\$14,173,656	\$13,580,193	\$593,463

POS FY 2025 Report Detail by Agency

Agency	Supplier Name	Contract ID #	Contract Description	Competitive ₁	Payments				Terms				
					General Fund	Federal Fund	Other Fund ₂	Total FY 2024 ₃	Contract Begin Date	Contract Expire Date	Cumulative Contract Total Amount ₄	Cumulative Contract Payments ₅	Cumulative Contract Balance Remaining ₆
Department of Social Services	CONNECTICUT ASSOCIATION FOR COMMUNITY	22DSS1501FB	Case Management Services that provide for life function	N	\$0	\$660,964	\$0	\$660,964	10/1/2022	9/30/2025	\$1,160,759	\$1,073,257	\$87,502
Department of Social Services	CONNECTICUT ASSOCIATION FOR COMMUNITY	22DSS4701FB	SNAP	Y	\$0	\$174,075	\$0	\$174,075	12/1/2022	9/30/2026	\$1,139,951	\$359,769	\$780,182
Department of Social Services	CONNECTICUT CENTER FOR ARTS AND	18DSS4603EG	To provide short-term vocational training programs	N	\$0	\$30,206	\$0	\$30,206	10/1/2018	9/30/2026	\$676,562	\$256,215	\$420,347
Department of Social Services	CONNECTICUT CHILDRENS MEDICAL CENTER	23DSS1201FI	CCMC will operate a 12 bed inpatient pediatric	N	\$0	\$3,606,597	\$0	\$3,606,597	1/1/2023	12/31/2025	\$6,500,000	\$6,061,346	\$438,654
Department of Social Services	CONNECTICUT COALITION AGAINST DOMESTIC	15DSS5401FJREV	Emergency Shelters for Domestic Violence 2017	N	\$0	\$120,800	\$0	\$120,800	6/1/2015	12/31/2025	\$1,278,467	\$1,218,067	\$60,400
Department of Social Services	CONNECTICUT COALITION AGAINST DOMESTIC	19DSS5401FJ	Emergency Shelters and other services for individuals	N	\$7,524,368	\$4,934,622	\$333,132	\$12,792,122	7/1/2019	12/31/2025	\$54,930,922	\$54,930,922	\$0
Department of Social Services	CONNECTICUT COALITION AGAINST DOMESTIC	19DSS5411FJ	Victims of domestic or family violence	N	\$222,532	\$5,197	\$0	\$227,729	7/1/2019	12/31/2025	\$1,269,089	\$1,261,212	\$7,877
Department of Social Services	CONNECTICUT COALITION AGAINST DOMESTIC	23DSS5401FJ	CCADV member organization shall assist survivors with	N	\$0	\$725,000	\$0	\$725,000	1/1/2023	12/31/2026	\$2,900,000	\$2,900,000	\$0
Department of Social Services	CONNECTICUT COMMUNITY CARE INC	12DSS7101EL	Money Follows the Person	Y	\$2,122,496	\$417,662	\$0	\$2,540,158	7/1/2012	6/30/2026	\$26,311,035	\$21,808,107	\$4,502,928
Department of Social Services	CONNECTICUT COUNCIL OF FAMILY SERVICE	24DSS3301fq	Temporary Assistance for Needy Families (TANF)	N	\$0	\$95,283	\$0	\$95,283	1/1/2024	12/31/2025	\$95,283	\$95,283	\$0
Department of Social Services	CONNECTICUT COUNCIL OF FAMILY SERVICE	17DSS3301FQ	Barrier Intervention Services - 2018	Y	\$1,798,730	\$46,206	\$100,000	\$1,944,936	7/1/2017	12/31/2025	\$14,132,590	\$14,132,260	\$329
Department of Social Services	CONNECTICUT FOODSHARE INC	16DSS4101FS	Nutritional Supplemental Plan	N	\$900,777	\$17,373	\$0	\$918,150	10/1/2016	6/30/2025	\$6,343,469	\$6,317,042	\$26,427
Department of Social Services	CONNECTICUT FOODSHARE INC	21DSS4501FS	To store and distribute USDA foods for The Emergency	N	\$0	\$2,398,328	\$0	\$2,398,328	10/1/2021	9/30/2026	\$6,195,441	\$5,883,095	\$312,346
Department of Social Services	CONNECTICUT FOODSHARE INC	23DSS4501FS	Storage, packing and distribution of CSFP food	N	\$0	\$388,589	\$0	\$388,589	1/1/2023	12/31/2027	\$1,558,946	\$650,163	\$908,783
Department of Social Services	CONNECTICUT INSTITUTE FOR REFUGEES AND	20DSS4801OB	Provide various social services designed to promote	N	\$0	\$105,000	\$0	\$105,000	9/30/2020	9/29/2025	\$237,399	\$222,400	\$15,000
Department of Social Services	CONNECTICUT INSTITUTE FOR REFUGEES AND	22DSS4821OB	AUSAA -Comprehensive resettlement services	N	\$0	\$251,566	\$0	\$251,566	10/1/2022	9/30/2025	\$1,125,799	\$543,199	\$582,600
Department of Social Services	CONNECTICUT INSTITUTE FOR REFUGEES AND	23DSS4801OB	The Contractor will facilitate employment and successful	N	\$0	\$117,709	\$0	\$117,709	10/1/2023	9/30/2024	\$470,838	\$470,838	\$0
Department of Social Services	CONNECTICUT INSTITUTE FOR REFUGEES AND	23DSS4811OB	Community Services for Refugees Program Services	N	\$533,938	\$222,584	\$0	\$756,522	10/1/2023	6/30/2027	\$2,772,126	\$1,298,792	\$1,473,334
Department of Social Services	CONNECTICUT INSTITUTE FOR REFUGEES AND	23DSS4831OB	Afghan Refugee Program Assistance	N	\$0	\$145,779	\$0	\$145,779	10/1/2023	9/30/2025	\$1,146,786	\$719,171	\$427,615
Department of Social Services	CONNECTICUT INSTITUTE FOR REFUGEES AND	24DSS4801OB	Comprehensive resettlement services including but not	N	\$0	\$2,222,448	\$0	\$2,222,448	10/1/2024	9/30/2026	\$5,453,421	\$2,222,448	\$3,230,973
Department of Social Services	CONNECTICUT JUNIOR REPUBLIC ASSOCIATION	21DSS5701FY	Teen Pregnancy Prevention Programming	Y	\$526,249	\$0	\$0	\$526,249	7/1/2021	6/30/2026	\$2,591,944	\$2,052,487	\$539,457
Department of Social Services	CONNECTICUT LEGAL SERVICES INC	18DSS5001FZ	Provide Legal Services to preserve their legal rights	N	\$0	\$607,422	\$0	\$607,422	10/1/2018	9/30/2025	\$4,900,361	\$4,189,371	\$710,990
Department of Social Services	CONNECTICUT ORAL HEALTH INITIATIVE INC	23DSS6603EX	COHI shall, develop, organize and facilitate participant	N	\$0	\$93,157	\$0	\$93,157	8/1/2023	12/31/2025	\$300,000	\$126,907	\$173,093
Department of Social Services	CT ASSOCIATION FOR INFANT MENTAL HEALTH	23DSS1213LX	CT-AIMH will provide consultation and training to	N	\$0	\$395,805	\$0	\$395,805	1/1/2023	12/31/2026	\$2,511,400	\$795,805	\$1,715,595

POS FY 2025 Report Detail by Agency

Agency	Supplier Name	Contract ID #	Contract Description	Competitive ₁	Payments				Terms				
					General Fund	Federal Fund	Other Fund ₂	Total FY 2024 ₃	Contract Begin Date	Contract Expire Date	Cumulative Contract Total Amount ₄	Cumulative Contract Payments ₅	Cumulative Contract Balance Remaining ₆
Department of Social Services	DENTAL BENEFIT MANAGEMENT INC	20DSS6602UF	Dental ASO services	Y	\$5,531,726	\$5,584,576	\$0	\$11,116,303	7/1/2020	6/30/2026	\$62,255,428	\$47,517,759	\$14,737,669
Department of Social Services	EASTERN CT AREA AGENCY ON AGING	12DSS7101IR	Money Follows the Person - 2013	N	\$217,800	\$0	\$0	\$217,800	7/1/2012	6/30/2026	\$2,813,404	\$2,427,666	\$385,738
Department of Social Services	END HUNGER CONNECTICUT INC	15DSS4101JF	Nutrition Supplemental Program	N	\$59,786	\$1,155	\$0	\$60,941	7/1/2015	6/30/2025	\$488,237	\$484,877	\$3,360
Department of Social Services	FAMILY CENTERED SERVICES OF CT INC	21DSS5702QJ	Teen Pregnancy Prevention Programming	Y	\$175,417	\$4,403	\$0	\$179,820	7/1/2021	6/30/2026	\$863,985	\$688,568	\$175,417
Department of Social Services	FAMILY STRIDES INC	23DSS1402AB	Fatherhood Initiative Program	N	\$54,286	\$94,487	\$0	\$148,773	10/1/2023	9/30/2026	\$331,474	\$201,277	\$130,197
Department of Social Services	GAYLORD FARMS REHABILITATION CENTER INC	19DSS2201KR	Provides clients with acquired brain injury (ABI)	N	\$86,422	\$2,203	\$0	\$88,625	7/1/2019	6/30/2025	\$493,014	\$493,014	\$0
Department of Social Services	GBAPP INC	23DSS1411LF	Fatherhood Initiative Program	N	\$54,286	\$69,486	\$0	\$123,772	10/1/2023	9/30/2026	\$281,473	\$172,109	\$109,364
Department of Social Services	GOODWIN UNIVERSITY INC	15DSS4602ZJ	Job Readiness to SNAP	N	\$0	\$117,442	\$0	\$117,442	10/1/2015	9/30/2026	\$4,390,345	\$1,946,865	\$2,443,480
Department of Social Services	GREATER NEW BRITAIN TEEN	22DSS5701LH	Teen Pregnancy Prevention Programming	Y	\$175,417	\$0	\$0	\$175,417	7/1/2022	6/30/2026	\$701,709	\$521,889	\$179,820
Department of Social Services	GREATER NEW HAVEN DISABILITY RIGHTS	13DSS7101LI	Nursing Facility Transition Project 2015	N	\$435,600	\$0	\$0	\$435,600	7/1/2013	6/30/2026	\$5,306,770	\$4,859,490	\$447,280
Department of Social Services	GT INDEPENDENCE	23DSS7113MD-DDS/ADS	Fiscal Intermediary Services	Y	\$13,870,813	\$4,186,504	\$0	\$18,057,317	9/1/2023	8/21/2026	\$91,243,512	\$48,048,716	\$43,194,796
Department of Social Services	HANDS ON HARTFORD	24DSS6101DG	Food Pantry Services	N	\$0	\$100,000	\$0	\$100,000	10/1/2024	9/30/2025	\$100,000	\$100,000	\$0
Department of Social Services	HARRIOTT HOME HEALTH SERVICES LLC	23DSS1203MH	Healthcare support services, community education	N	\$500,639	\$1,499,361	\$0	\$2,000,000	12/1/2023	9/30/2025	\$4,000,000	\$4,000,000	\$0
Department of Social Services	HARTFORD COMMUNITIES THAT CARE INC	23DSS1203LT	ARPA CONTRACT create a thriving, non-violent, and	N	\$0	\$132,337	\$0	\$132,337	4/1/2023	12/31/2026	\$700,000	\$500,000	\$200,000
Department of Social Services	HISPANIC HEALTH COUNCIL INC	18DSS4702LG	The focus of the project is on the prevention of childhood	N	\$0	\$1,560,992	\$0	\$1,560,992	10/1/2018	9/30/2027	\$9,487,004	\$9,120,431	\$366,573
Department of Social Services	HUMAN RESOURCES AGENCY OF	21DSS6101NL	Connecticut's Community Action Agency Network	N	\$178,792	\$125,349	\$0	\$304,141	3/1/2022	12/31/2025	\$1,171,566	\$1,063,708	\$107,858
Department of Social Services	HUMAN RESOURCES AGENCY OF	22DSS1501NL	CBG/HSI Services for the Greater New Britain and	N	\$404,992	\$705,197	\$0	\$1,110,189	10/1/2022	9/30/2025	\$3,522,989	\$3,202,582	\$320,407
Department of Social Services	HUMAN RESOURCES AGENCY OF	22DSS6111NL	Through the CHW Program the CAAs will train existing	Y	\$0	\$280,450	\$0	\$280,450	12/1/2022	12/31/2025	\$777,778	\$280,450	\$497,327
Department of Social Services	HUMAN RESOURCES AGENCY OF	23DSS4301NL	The purpose of the program is to assist low-income	N	\$0	\$4,672,379	\$0	\$4,672,379	10/1/2023	9/30/2026	\$18,000,000	\$9,041,452	\$8,958,548
Department of Social Services	INDEPENDENCE NORTHWEST INC	12DSS7101DI	Money Follows the Person	N	\$290,400	\$0	\$0	\$290,400	7/1/2012	6/30/2026	\$3,730,580	\$3,439,803	\$290,777
Department of Social Services	IRIS	20DSS4801JI	Provide various social services designed to promote	N	\$0	\$360,000	\$0	\$360,000	9/30/2020	9/29/2025	\$994,418	\$874,418	\$120,000
Department of Social Services	IRIS	22DSS4821JI	AUSAA -Comprehensive resettlement services	N	\$0	\$483,993	\$0	\$483,993	10/1/2022	9/30/2026	\$1,708,519	\$1,227,200	\$481,319
Department of Social Services	IRIS	23DSS4801JI	The contractor will provide various social services	N	\$0	\$704,773	\$0	\$704,773	10/1/2023	9/30/2024	\$1,476,423	\$1,428,712	\$47,711
Department of Social Services	IRIS	23DSS4811JI	Integrative Community Services for Refugees	N	\$823,365	\$152,584	\$0	\$975,949	10/1/2023	6/30/2027	\$3,350,981	\$1,807,648	\$1,543,333

POS FY 2025 Report Detail by Agency

Agency	Supplier Name	Contract ID #	Contract Description	Competitive ₁	Payments				Terms				
					General Fund	Federal Fund	Other Fund ₂	Total FY 2024 ₃	Contract Begin Date	Contract Expire Date	Cumulative Contract Total Amount ₄	Cumulative Contract Payments ₅	Cumulative Contract Balance Remaining ₆
Department of Social Services	IRIS	23DSS4821JI	Refugee Assistance Program	N	\$0	\$914,184	\$0	\$914,184	10/1/2023	9/30/2024	\$3,421,030	\$2,830,476	\$590,554
Department of Social Services	IRIS	24DSS4801JI	Comprehensive resettlement services including but not	N	\$0	\$4,703,317	\$0	\$4,703,317	10/1/2024	9/30/2026	\$10,466,139	\$4,703,317	\$5,762,822
Department of Social Services	JEWISH FAMILY SERVICES OF GREENWICH	21DSS4803LG	RAP-ASA	N	\$0	\$200,764	\$0	\$200,764	10/1/2021	9/30/2024	\$2,778,395	\$1,565,633	\$1,212,762
Department of Social Services	JEWISH FAMILY SERVICES OF GREENWICH	23DSS4803LG	contractor will provide various social services	N	\$0	\$149,239	\$0	\$149,239	10/1/2023	9/30/2024	\$1,790,913	\$596,971	\$1,193,942
Department of Social Services	JEWISH FAMILY SERVICES OF GREENWICH	23DSS4813LG	Community Services for Refugees (2ICSR2) program(s)	N	\$592,697	\$222,584	\$0	\$815,281	10/1/2023	6/30/2027	\$2,889,645	\$1,416,311	\$1,473,334
Department of Social Services	JEWISH FAMILY SERVICES OF GREENWICH	24DSS4803LG	Comprehensive resettlement services including but not	N	\$0	\$1,796,371	\$0	\$1,796,371	10/1/2024	9/30/2026	\$4,819,676	\$1,796,371	\$3,023,305
Department of Social Services	JEWISH FEDERATION ASSOCIATION OF	21DSS4811OJ	Citizenship Training to eligible immigrants residing	N	\$162,147	\$5,738	\$0	\$167,885	7/1/2021	12/31/2025	\$633,876	\$633,876	\$0
Department of Social Services	JEWISH FEDERATION ASSOCIATION OF	23DSS4801OJ	Community Services for Refugees (2ICSR2) program(s)	N	\$50,000	\$0	\$0	\$50,000	3/1/2024	6/30/2025	\$100,000	\$75,000	\$25,000
Department of Social Services	JUNTA FOR PROGRESSIVE ACTION INC	23DSS6111OT	Summer Camp	E	\$50,000	\$0	\$0	\$50,000	6/2/2025	6/30/2025	\$50,000	\$50,000	\$0
Department of Social Services	MADONNA PLACE INC	23DSS1401QO	Fatherhood Initiative Program	N	\$54,286	\$94,487	\$0	\$148,773	10/1/2023	9/30/2026	\$331,474	\$201,277	\$130,197
Department of Social Services	MEDICAL TRANSPORTATION MANAGEMENT INC	17DSS1203HCREV1	NEMT Transportation Services	Y	\$6,195,000	\$6,195,000	\$0	\$12,390,000	4/1/2023	9/30/2025	\$30,377,008	\$26,350,000	\$4,027,008
Department of Social Services	MOTHERS UNITED AGAINST VIOLENCE INC	23DSS1203LU	MUAV	N	\$100,000	\$112,500	\$0	\$212,500	4/1/2023	6/30/2025	\$400,000	\$400,000	\$0
Department of Social Services	NEW LONDON HOMELESS HOSPITALITY	19DSS4603JF	Job search training to SNAP recipients not receiving TFA	N	\$0	\$20,236	\$0	\$20,236	8/1/2019	9/30/2026	\$336,029	\$164,408	\$171,621
Department of Social Services	NEW OPPORTUNITIES INC	21DSS6101TO	Connecticut's Community Action Agency Network	N	\$300,855	\$392,419	\$0	\$693,274	3/1/2022	12/31/2025	\$3,179,680	\$3,179,680	\$0
Department of Social Services	NEW OPPORTUNITIES INC	22DSS1501TO	CSBG / HSI	N	\$599,394	\$1,387,489	\$0	\$1,986,883	10/1/2022	9/30/2025	\$6,155,654	\$5,599,201	\$556,454
Department of Social Services	NEW OPPORTUNITIES INC	22DSS6111TO	Through the CHW Program the CAAs will train existing	N	\$0	\$96,568	\$0	\$96,568	12/1/2022	12/31/2025	\$777,778	\$777,778	\$0
Department of Social Services	NEW OPPORTUNITIES INC	23DSS1401TO	Fatherhood Initiative Program	N	\$54,286	\$70,017	\$0	\$124,303	10/1/2023	9/30/2026	\$331,474	\$201,277	\$130,197
Department of Social Services	NEW OPPORTUNITIES INC	23DSS4301TO	The purpose of the program is to assist low-income	N	\$0	\$16,986,197	\$0	\$16,986,197	10/1/2023	9/30/2026	\$75,000,000	\$32,024,977	\$42,975,023
Department of Social Services	PERSON TO PERSON INC	19DSS6102LN	Legislative Earmark - Person-to-Person provides	N	\$835,030	\$29,101	\$0	\$864,131	9/1/2019	12/31/2025	\$2,707,398	\$2,707,398	\$0
Department of Social Services	PLAINVILLE COMMUNITY FOOD PANTRY	17DSS4103GS	Nutrition Supplement 2017	N	\$60,378	\$1,166	\$0	\$61,544	1/1/2017	6/30/2025	\$398,004	\$398,004	\$0
Department of Social Services	PLANNED PARENTHOOD OF SOUTHERN	18DSS5001VG	Family Planning Services which includeinclude a broad	N	\$0	\$1,174,768	\$0	\$1,174,768	10/1/2018	9/30/2025	\$7,422,441	\$6,643,350	\$779,091
Department of Social Services	ROCA INC	23DSS1213LV	ROCA	N	\$0	\$125,000	\$0	\$125,000	1/1/2023	3/31/2025	\$500,000	\$500,000	\$0
Department of Social Services	ROCA INC	23DSS1223LV	Intensive case management and wraparound services	N	\$1,000,000	\$0	\$0	\$1,000,000	1/1/2024	6/30/2027	\$3,500,000	\$1,500,000	\$2,000,000
Department of Social Services	SOUTHWESTERN CONNECTICUT AGENCY ON	12DSS7101XX	Money Follows the Person - 2013	Y	\$919,246	\$425,460	\$0	\$1,344,706	7/1/2012	6/30/2026	\$9,583,151	\$8,555,954	\$1,027,197

POS FY 2025 Report Detail by Agency

Agency	Supplier Name	Contract ID #	Contract Description	Competitive ₁	Payments				Terms				
					General Fund	Federal Fund	Other Fund ₂	Total FY 2024 ₃	Contract Begin Date	Contract Expire Date	Cumulative Contract Total Amount ₄	Cumulative Contract Payments ₅	Cumulative Contract Balance Remaining ₆
Department of Social Services	TEAM INC	21DSS6101ZG	Connecticut's Community Action Agency Network	N	\$174,456	\$227,551	\$0	\$402,007	3/1/2022	12/31/2025	\$1,246,139	\$1,246,139	\$0
Department of Social Services	TEAM INC	22DSS1501ZG	CSBG / HSI	N	\$202,357	\$320,107	\$0	\$522,464	10/1/2022	9/30/2025	\$1,642,872	\$1,452,073	\$190,799
Department of Social Services	TEAM INC	22DSS6111ZG	Through the CHW Program the CAAs will train existing	N	\$0	\$300,400	\$0	\$300,400	12/1/2022	12/31/2025	\$777,778	\$600,310	\$177,468
Department of Social Services	TEAM INC	23DSS4301ZG	The purpose of the program is to assist low-income	N	\$0	\$4,713,339	\$0	\$4,713,339	10/1/2023	9/30/2026	\$18,000,000	\$8,462,648	\$9,537,352
Department of Social Services	THAMES VALLEY COUNCIL FOR COMMUNITY	21DSS6101ZK	Connecticut's Community Action Agency Network	N	\$89,608	\$95,926	\$0	\$185,533	3/1/2022	12/31/2025	\$2,373,043	\$2,085,640	\$287,403
Department of Social Services	THAMES VALLEY COUNCIL FOR COMMUNITY	22DSS1501ZK	CSBG / HSI	N	\$421,978	\$233,196	\$0	\$655,174	10/1/2022	9/30/2025	\$3,512,077	\$2,749,933	\$762,144
Department of Social Services	THAMES VALLEY COUNCIL FOR COMMUNITY	22DSS6111ZK	Through the CHW Program the CAAs will train existing	Y	\$0	\$275,000	\$0	\$275,000	12/1/2022	12/31/2025	\$777,778	\$430,556	\$347,222
Department of Social Services	THAMES VALLEY COUNCIL FOR COMMUNITY	23DSS4301ZK	Provide energy assistance to low-income individuals and	N	\$0	\$11,070,934	\$0	\$11,070,934	10/1/2023	9/30/2026	\$60,000,000	\$20,519,128	\$39,480,872
Department of Social Services	THE ACCESS AGENCY INC	21DSS6101ZL	Connecticut's Community Action Agency Network	N	\$210,348	\$274,368	\$0	\$484,716	3/1/2022	12/31/2025	\$1,930,885	\$1,930,885	\$0
Department of Social Services	THE ACCESS AGENCY INC	22DSS1501ZL	CSBG / HSI	N	\$235,660	\$857,257	\$0	\$1,092,917	10/1/2022	9/30/2025	\$3,000,157	\$2,630,944	\$369,213
Department of Social Services	THE ACCESS AGENCY INC	22DSS6111ZL	Through the CHW Program the CAAs will train existing	N	\$0	\$290,000	\$0	\$290,000	12/1/2022	12/31/2025	\$777,778	\$642,166	\$135,612
Department of Social Services	THE ACCESS AGENCY INC	23DSS4301ZL	The purpose of the program is to assist low-income	N	\$0	\$7,122,545	\$0	\$7,122,545	10/1/2023	9/30/2026	\$24,000,000	\$13,381,117	\$10,618,883
Department of Social Services	THE CENTER FOR FAMILY JUSTICE INC	22DSS5411ZM	Center for Family Justice	N	\$0	\$25,000	\$0	\$25,000	7/1/2022	6/30/2025	\$100,000	\$100,000	\$0
Department of Social Services	THE COMMUNITY ACTION AGENCY OF WESTERN	21DSS6101ZO	Connecticut's Community Action Agency Network	N	\$302,807	\$276,403	\$0	\$579,210	3/1/2022	12/31/2025	\$1,878,031	\$1,759,468	\$118,563
Department of Social Services	THE COMMUNITY ACTION AGENCY OF WESTERN	22DSS1501ZO	CSBG and Human Service Infrastructure (HSI) to	N	\$570,596	\$1,152,540	\$0	\$1,723,136	10/1/2022	9/30/2025	\$5,335,437	\$4,418,098	\$917,339
Department of Social Services	THE COMMUNITY ACTION AGENCY OF WESTERN	23DSS4301ZO	The purpose of the program is to assist low-income	N	\$0	\$5,941,971	\$0	\$5,941,971	10/1/2023	9/30/2026	\$24,000,000	\$10,864,470	\$13,135,530
Department of Social Services	THE DIAPER BANK OF CONNECTICUT INC	19DSS6003JO	Diaper assistance for needy families	N	\$756,686	\$27,857	\$0	\$784,543	11/1/2019	6/30/2026	\$4,755,719	\$3,647,333	\$1,108,386
Department of Social Services	THE DIAPER BANK OF CONNECTICUT INC	23DSS6003JO	Diapers	E	\$0	\$33,509	\$0	\$33,509	1/1/2024	12/31/2024	\$33,509	\$33,509	\$0
Department of Social Services	THE VILLAGE FOR FAMILIES & CHILDREN INC	22DSS5702BI	Teen Pregnancy Prevention Programming	Y	\$263,126	\$0	\$0	\$263,126	7/1/2022	6/30/2026	\$1,052,564	\$782,835	\$269,729
Department of Social Services	THOMPSON ECUMENICAL EMPOWERMENT GROUP	18DSS6102AA	Provide Case Management services to household whose	N	\$0	\$104,016	\$0	\$104,016	10/1/2018	9/30/2025	\$673,470	\$647,317	\$26,153
Department of Social Services	THOMPSON ECUMENICAL EMPOWERMENT GROUP	23DSS6112AA_TEEG_A RPA	Funds will be used for recruitment and retention;	N	\$0	\$91,858	\$0	\$91,858	7/1/2023	9/30/2026	\$450,000	\$241,858	\$208,142
Department of Social Services	UNCAS HEALTH DISTRICT	22DSS5702AR	Teen Pregnancy Prevention Services	N	\$98,281	\$0	\$0	\$98,281	7/1/2022	6/30/2026	\$393,124	\$294,843	\$98,281
Department of Social Services	UNITED SERVICES INC	21DSS5712AW	Teen Pregnancy Prevention Programming	Y	\$87,708	\$0	\$0	\$87,708	7/1/2021	6/30/2026	\$431,991	\$342,081	\$89,910
Department of Social Services	UNITED WAY OF CONNECTICUT INC	21DSS1002AX	For United Way services	N	\$3,593,000	\$0	\$0	\$3,593,000	7/1/2021	6/30/2025	\$20,777,020	\$20,332,616	\$444,404

POS FY 2025 Report Detail by Agency

Agency	Supplier Name	Contract ID #	Contract Description	Competitive ₁	Payments				Terms				
					General Fund	Federal Fund	Other Fund ₂	Total FY 2024 ₃	Contract Begin Date	Contract Expire Date	Cumulative Contract Total Amount ₄	Cumulative Contract Payments ₅	Cumulative Contract Balance Remaining ₆
Department of Social Services	WESTERN CT AREA AGCY ON AGING	12DSS7102CD	Money Follows the Person - 2013	N	\$285,108	\$159,525	\$0	\$444,633	7/1/2012	6/30/2026	\$3,609,138	\$3,264,721	\$344,417
DSS TOTAL	128				\$126,839,929	\$199,987,056	\$513,131	\$327,340,116			\$1,563,995,823	\$1,065,088,697	\$498,907,126
Division of Criminal Justice	COMMUNITY PARTNERS IN ACTION INC	23DCJ12608POS01	Early Screening and Intervention - Community	N	\$0	\$50,862	\$0	\$50,862	9/30/2022	9/29/2024	\$250,000	\$155,163	\$94,837
Division of Criminal Justice	COMMUNITY PARTNERS IN ACTION INC	24DCJ13844POS01	Early Screening and Intervention - Community	N	\$0	\$44,404	\$0	\$44,404	9/30/2024	9/29/2027	\$389,850	\$44,404	\$345,446
Division of Criminal Justice	CORNELL SCOTT-HILL HEALTH CORPORATION	23DCJ12607POS01	Early Screening and Intervention - Cornell Scott-	N	\$0	\$30,829	\$0	\$30,829	9/30/2022	9/29/2024	\$125,000	\$93,574	\$31,426
Division of Criminal Justice	CORNELL SCOTT-HILL HEALTH CORPORATION	24DCJ13813POS01	Early Screening and Intervention - Cornell Scott-	N	\$0	\$10,835	\$0	\$10,835	9/30/2024	9/29/2027	\$187,500	\$10,835	\$176,665
Division of Criminal Justice	RECOVERY NETWORK OF PROGRAMS INC	23DCJ12605POS01	ESI - POS - Recovery Network of Programs, Inc.	N	\$0	\$24,478	\$0	\$24,478	9/30/2022	9/29/2024	\$125,000	\$72,325	\$52,675
Division of Criminal Justice	RECOVERY NETWORK OF PROGRAMS INC	24DCJ13818POS01	ESI - POS - Recovery Network of Programs, Inc.	N	\$0	\$8,744	\$0	\$8,744	9/30/2024	9/29/2027	\$187,500	\$8,744	\$178,756
Division of Criminal Justice	RELiance HEALTH INC	23DCJ12606POS01	Early Screening and Intervention - Reliance	N	\$0	\$23,198	\$0	\$23,198	9/30/2022	9/29/2024	\$125,000	\$68,626	\$56,374
Division of Criminal Justice	RELiance HEALTH INC	24DCJ13867POS01	Early Screening and Intervention - Reliance	N	\$0	\$8,899	\$0	\$8,899	9/30/2024	9/29/2027	\$187,500	\$8,899	\$178,601
DCJ TOTAL	8				\$0	\$202,250	\$0	\$202,250			\$1,577,350	\$462,570	\$1,114,780
Office of Early Childhood	ABILIS INC	20OECB2301ABI	20OECB2301ABI Birth to Three	Y	\$922,808	\$101,059	\$0	\$1,023,867	7/1/2020	7/31/2025	\$5,747,391	\$4,945,601	\$801,790
Office of Early Childhood	ABUNDANCE OF JOY LEARNING CENTER	23OECITX01AJL	IT Exp Space Reimburs	Y	\$164,225	\$0	\$0	\$164,225	7/1/2023	6/30/2025	\$359,951	\$313,826	\$46,125
Office of Early Childhood	AFRICAN CARIBBEAN AMERICAN PARENTS OF	22OECMHV01AFC	MIECHV ARPA	N	\$0	\$35,422	\$0	\$35,422	11/1/2022	9/30/2024	\$283,376	\$203,023	\$80,353
Office of Early Childhood	ALL OUR KIN INC	21OECGER01AOK	GEER SID 29589 Governor's Emergency Education Relief	N	\$40,000	\$0	\$0	\$40,000	10/1/2021	9/30/2025	\$160,000	\$160,000	\$0
Office of Early Childhood	ALLIANCE FOR COMMUNITY EMPOWERMENT INC	22OECDC01ACE	Transitional Week Child Day Care	N	\$2,481,469	\$0	\$0	\$2,481,469	6/27/2022	6/30/2025	\$8,838,274	\$6,480,822	\$2,357,452
Office of Early Childhood	AMERICAN SCHOOL FOR THE DEAF	20OECB2301ASD	20OECB2301ASD Birth to Three	Y	\$528,680	\$4,178	\$0	\$532,858	7/1/2020	7/31/2025	\$1,908,849	\$1,864,591	\$44,258
Office of Early Childhood	AW HOLDINGS OF CONNECTICUT LLC	20OECB2301AWH	20OECB2301AWH Birth To Three	Y	\$5,868,420	\$178,719	\$0	\$6,047,138	7/1/2020	7/31/2025	\$22,341,064	\$20,486,730	\$1,854,333
Office of Early Childhood	BEACON SERVICES OF CT	20OECB2301BEA	20OECB2301BEA Birth To Three	Y	\$4,941,436	\$373,985	\$0	\$5,315,420	7/1/2020	7/31/2025	\$20,098,359	\$18,896,512	\$1,201,847
Office of Early Childhood	BRIDGEPORT HOSPITAL	22OECUHV01BHI	Original contract attached, Total \$4,487,160 for 10/1/22-	Y	\$0	\$2,111,992	\$0	\$2,111,992	10/1/2022	12/31/2026	\$7,605,337	\$4,230,517	\$3,374,820
Office of Early Childhood	BUILDING BRIDGES LLC	20OECB2301BBL	20OECB2301BBL Birth To Three	Y	\$2,113,319	\$180,073	\$0	\$2,293,393	7/1/2020	7/31/2025	\$10,654,288	\$10,479,433	\$174,855
Office of Early Childhood	CAPITOL REGION EDUCATION COUNCIL	20OECB2301CRE	20OECB2301CRE Birth to Three	Y	\$825,129	\$113,111	\$0	\$938,239	7/1/2020	7/31/2025	\$6,006,363	\$4,551,479	\$1,454,884
Office of Early Childhood	CAPITOL REGION EDUCATION COUNCIL	23OECITX01CRE	IT Exp Space Reimburs	Y	\$340,524	\$0	\$0	\$340,524	7/1/2023	6/30/2025	\$1,329,048	\$548,298	\$780,750
Office of Early Childhood	CATHOLIC CHARITIES INC	23OECITX01CCH	IT Exp Space Reimburs	Y	\$354,762	\$0	\$0	\$354,762	7/1/2023	6/30/2025	\$664,524	\$371,286	\$293,238

POS FY 2025 Report Detail by Agency

Agency	Supplier Name	Contract ID #	Contract Description	Competitive ₁	Payments				Terms				
					General Fund	Federal Fund	Other Fund ₂	Total FY 2024 ₃	Contract Begin Date	Contract Expire Date	Cumulative Contract Total Amount ₄	Cumulative Contract Payments ₅	Cumulative Contract Balance Remaining ₆
Office of Early Childhood	CENTRAL CONNECTICUT COAST YOUNG MEN'S	22OECDC01CCY	Transitional Week Child Day Care	N	\$656,946	\$0	\$0	\$656,946	6/27/2022	6/30/2025	\$1,838,935	\$1,781,435	\$57,500
Office of Early Childhood	CHEYENNES EARLY LEARNING CENTER II LLC	23OECITX01CEL	IT Exp Space Reimburs	Y	\$877,978	\$0	\$0	\$877,978	7/1/2023	6/30/2025	\$1,655,377	\$1,499,752	\$155,625
Office of Early Childhood	CHILD AND FAMILY AGENCY OF SOUTHEASTERN	22OECDC01CFM	Transitional Week Child Day Care	N	\$240,607	\$0	\$0	\$240,607	6/27/2022	6/30/2025	\$720,467	\$711,467	\$9,000
Office of Early Childhood	CHILD AND FAMILY AGENCY OF SOUTHEASTERN	23OECHVS01CFM	SFY24 HV SID 12603 BASE \$724,208.84	Y	\$0	\$10,622	\$0	\$10,622	7/1/2023	6/30/2024	\$770,181	\$765,621	\$4,559
Office of Early Childhood	CHILD AND FAMILY AGENCY OF SOUTHEASTERN	24OECHVS01CFM	FY25 Base SID 12603	Y	\$770,181	\$0	\$0	\$770,181	7/1/2024	6/30/2026	\$1,540,362	\$770,181	\$770,181
Office of Early Childhood	CINDY JACKSON'S CHILDREN'S THERAPY	20OECB2301CTS	20OECB2301CTS Birth to Three	Y	\$762,295	\$133,357	\$0	\$895,652	7/1/2020	7/31/2025	\$4,767,879	\$4,485,107	\$282,772
Office of Early Childhood	CITY OF BRISTOL	22OECDC01BRS	Transitional Week Child Day Care	E	\$820,024	\$0	\$0	\$820,024	6/27/2022	6/30/2025	\$2,543,713	\$2,367,726	\$175,987
Office of Early Childhood	CITY OF HARTFORD	22OECDC01HTD	Transitional Week Child Day Care	E	\$4,830,378	\$0	\$0	\$4,830,378	6/27/2022	6/30/2025	\$13,548,233	\$11,708,605	\$1,839,628
Office of Early Childhood	CITY OF HARTFORD	23OECITX01HTD	Infant/Toddler Expansion Svcs	E	\$2,136,806	\$0	\$0	\$2,136,806	7/1/2023	6/30/2025	\$4,467,110	\$4,091,361	\$375,749
Office of Early Childhood	CITY OF MILFORD	22OECDC01MIL	Transitional Week Child Day Care	E	\$662,211	\$0	\$0	\$662,211	6/27/2022	6/30/2025	\$2,041,061	\$1,852,723	\$188,338
Office of Early Childhood	CITY OF NEW HAVEN	22OECDC01NHV	Transitional Week Child Day Care	E	\$2,174,254	\$0	\$0	\$2,174,254	6/27/2022	6/30/2025	\$6,807,220	\$6,340,722	\$466,498
Office of Early Childhood	CITY OF STAMFORD	22OECDC01STM	20OECDC01STM A3-CDC	E	\$2,220,590	\$0	\$0	\$2,220,590	6/27/2022	6/30/2025	\$7,188,279	\$6,138,147	\$1,050,132
Office of Early Childhood	CLIFFORD W BEERS GUIDANCE CLINIC INC	22OECMHV01CBI	MIECHV ARPA	N	\$0	\$55,077	\$0	\$55,077	11/1/2022	9/30/2024	\$440,612	\$440,612	\$0
Office of Early Childhood	CLIFFORD W BEERS GUIDANCE CLINIC INC	23OECHVS01CBI	SFY24 HV BASE SID12603 \$494,678.71	Y	\$0	\$6,080	\$0	\$6,080	7/1/2023	6/30/2024	\$524,311	\$521,557	\$2,754
Office of Early Childhood	CLIFFORD W BEERS GUIDANCE CLINIC INC	24OECHVS01CBI	FY25 BASE SID 12603	Y	\$524,311	\$0	\$0	\$524,311	7/1/2024	6/30/2026	\$1,048,622	\$524,311	\$524,311
Office of Early Childhood	COMMUNITY RENEWAL TEAM INC	22OECDC01CRT	Transitional Week Child Day Care	N	\$1,848,333	\$0	\$0	\$1,848,333	6/27/2022	6/30/2025	\$5,338,929	\$4,820,739	\$518,190
Office of Early Childhood	CONNECTICUT CHILDREN'S MEDICAL CENTER	23OECB23P1CCS	Service Payments \$54,000 from SID 20513	N	\$0	\$4,500	\$0	\$4,500	7/1/2023	6/30/2026	\$54,000	\$36,000	\$18,000
Office of Early Childhood	CONNECTICUT CHILDRENS ALLIANCE INC	22OECMHVP1CCA	MIECHV ARPA	N	\$0	\$584,258	\$0	\$584,258	11/1/2022	9/30/2024	\$826,344	\$826,344	\$0
Office of Early Childhood	CONNECTICUT CHILDRENS MEDICAL CENTER	24OECDS01CMCR	24OECDS01CMC Y1 SID 16147	N	\$97,204	\$0	\$0	\$97,204	3/1/2024	2/28/2027	\$300,000	\$97,204	\$202,796
Office of Early Childhood	CREATIVE INTERVENTIONS LLC	20OECB2301CIL	20OECB2302CIL Birth to Three	Y	\$2,269,976	\$177,429	\$0	\$2,447,405	7/1/2020	7/31/2025	\$12,336,279	\$12,209,069	\$127,210
Office of Early Childhood	CREATIVE ME LLC	23OECITX01CME	IT Exp Space Reimburs	Y	\$141,017	\$0	\$0	\$141,017	7/1/2023	6/30/2025	\$257,396	\$251,771	\$5,625
Office of Early Childhood	EAST SHORE DISTRICT HEALTH DEPT	23OECHVS01ESD	SFY24 HV BASE SID 12603 \$456,231.56	Y	\$0	\$1,532	\$0	\$1,532	7/1/2023	6/30/2024	\$485,199	\$485,199	\$0
Office of Early Childhood	EAST SHORE DISTRICT HEALTH DEPT	24OECHVS01ESD	FY25 Base SID 12603	Y	\$485,199	\$0	\$0	\$485,199	7/1/2024	6/30/2026	\$970,399	\$485,199	\$485,199
Office of Early Childhood	EASTCONN	20OECB2301ECN	20OECB2301ECN Birth to Three	Y	\$616,020	\$162,466	\$0	\$778,486	7/1/2020	7/31/2025	\$4,031,668	\$3,788,204	\$243,464

POS FY 2025 Report Detail by Agency

Agency	Supplier Name	Contract ID #	Contract Description	Competitive ₁	Payments				Terms				
					General Fund	Federal Fund	Other Fund ₂	Total FY 2024 ₃	Contract Begin Date	Contract Expire Date	Cumulative Contract Total Amount ₄	Cumulative Contract Payments ₅	Cumulative Contract Balance Remaining ₆
Office of Early Childhood	EASTCONN	25OECITX01ECN	IT Exp Space Reimbursement	Y	\$24,091	\$0	\$0	\$24,091	1/1/2025	6/30/2025	\$60,091	\$24,091	\$36,000
Office of Early Childhood	EDADVANCE	20OECB2301ECI	20OECB2301ECI Birth to Three	Y	\$1,692,528	\$196,404	\$0	\$1,888,932	7/1/2020	7/31/2025	\$8,441,598	\$8,050,757	\$390,841
Office of Early Childhood	EDADVANCE	22OECMHV01ECI	MIECHV ARPA	N	\$0	\$34,033	\$0	\$34,033	11/1/2022	9/30/2024	\$272,260	\$272,260	\$0
Office of Early Childhood	EDADVANCE	23OECHVS01ECI	SFY 24 HV BASE SID12603 BASE \$1,071,791.14	Y	\$0	\$27,659	\$0	\$27,659	7/1/2023	6/30/2024	\$2,447,989	\$2,446,236	\$1,754
Office of Early Childhood	EDADVANCE	24OECHVS01ECI	SID 22683, FY25 Base Services	Y	\$1,072,717	\$1,582,569	\$0	\$2,655,286	7/1/2024	6/30/2026	\$5,310,572	\$2,655,286	\$2,655,286
Office of Early Childhood	EMPOWERED BEGINNINGS LLC	24OECAP01EMBR	Doula Services	N	\$0	\$45,000	\$0	\$45,000	11/1/2024	9/30/2025	\$60,000	\$45,000	\$15,000
Office of Early Childhood	EMPOWERED BEGINNINGS LLC	24OECOR01EMB	24OECOR01EMB Y1	N	\$0	\$228,360	\$0	\$228,360	7/1/2024	6/30/2027	\$742,680	\$228,360	\$514,320
Office of Early Childhood	EXCHANGE CLUB CENTER FOR THE PREVENTION	23OECHVS01HFK	SFY24 HV BASE: \$812,411.65 SID: 12603 .	Y	\$0	\$4,007	\$0	\$4,007	7/1/2023	6/30/2024	\$865,189	\$865,189	\$0
Office of Early Childhood	EXCHANGE CLUB CENTER FOR THE PREVENTION	24OECHVS01HFK	FY25 Base SID 12603	Y	\$865,189	\$0	\$0	\$865,189	7/1/2024	6/30/2026	\$1,730,378	\$865,189	\$865,189
Office of Early Childhood	FAMILY & CHILDRENS AGENCY INC	23OECHVS01FCY	SFY24 HV SID 12603 BASE \$1,148,368.69	Y	\$0	\$8,431	\$0	\$8,431	7/1/2023	6/30/2024	\$1,223,214	\$1,214,741	\$8,473
Office of Early Childhood	FAMILY & CHILDRENS AGENCY INC	24OECHVS01FCY	FY25 Base SID 2603	Y	\$1,223,214	\$0	\$0	\$1,223,214	7/1/2024	6/30/2026	\$2,446,427	\$1,223,214	\$1,223,214
Office of Early Childhood	FAMILY CENTERED SERVICES OF CT INC	23OECHVS01FCS	SFY24 HV BASE SID 12603 \$702,669.46	Y	\$0	\$14,584	\$0	\$14,584	7/1/2023	6/30/2024	\$1,509,348	\$1,509,348	\$0
Office of Early Childhood	FAMILY CENTERED SERVICES OF CT INC	24OECHVS01FCS	FY25 Base SID 22683	Y	\$683,354	\$825,994	\$0	\$1,509,348	7/1/2024	6/30/2026	\$3,018,696	\$1,509,348	\$1,509,348
Office of Early Childhood	FAMILY CENTERS INC	22OECDC01FCG	Transitional Week Child Day Care	N	\$678,627	\$0	\$0	\$678,627	6/27/2022	6/30/2025	\$1,949,673	\$1,794,213	\$155,460
Office of Early Childhood	FAMILY CENTERS INC	23OECHVS01FCG	SFY24 HV SID 12603 BASE \$1,156,159.22	Y	\$28,386	\$12,544	\$0	\$40,930	7/1/2023	6/30/2024	\$1,227,617	\$1,224,220	\$3,397
Office of Early Childhood	FAMILY CENTERS INC	24OECHVS01FCG	FY25 Base SID 12603	Y	\$1,227,617	\$0	\$0	\$1,227,617	7/1/2024	6/30/2026	\$2,455,234	\$1,227,617	\$1,227,617
Office of Early Childhood	FIRST STEP CHILD CARE & LEARNING CENTER	23OECITX01FSC	IT Exp Space Reimburs	Y	\$332,904	\$0	\$0	\$332,904	7/1/2023	6/30/2025	\$471,347	\$470,222	\$1,125
Office of Early Childhood	FRIENDS CENTER FOR CHILDREN INC	23OECITX01FCC	IT Exp Space Reimburs	Y	\$264,518	\$0	\$0	\$264,518	7/1/2023	6/30/2025	\$333,739	\$332,614	\$1,125
Office of Early Childhood	FUN PLACE EDUCATION LLC	23OECITX01FPL	IT Exp Space Reimburs	Y	\$134,123	\$0	\$0	\$134,123	7/1/2023	6/30/2025	\$244,877	\$240,377	\$4,500
Office of Early Childhood	HALL NEIGHBORHOOD HOUSE INC	22OECDC01HNH	Transitional Week Child Day Care	N	\$1,505,642	\$0	\$0	\$1,505,642	6/27/2022	6/30/2025	\$4,676,979	\$4,455,146	\$221,833
Office of Early Childhood	HARC INC	20OECB2301HAR	20OECB2301HAR Birth to Three	Y	\$879,306	\$130,771	\$0	\$1,010,077	7/1/2020	7/31/2025	\$5,391,777	\$4,657,145	\$734,632
Office of Early Childhood	HOPE FOR NEW HAVEN INC	23OECITX01CER	I/T Expansion Space Reimburs	Y	\$1,137,985	\$0	\$0	\$1,137,985	7/1/2023	6/30/2025	\$1,812,003	\$1,767,382	\$44,621
Office of Early Childhood	HOSPITAL OF CENTRAL CONNECTICUT	23OECHVS01HCC	SFY22 HV BASE SID 12603 \$74,861.79	Y	\$0	\$3,302	\$0	\$3,302	7/1/2023	6/30/2024	\$950,492	\$950,492	\$0
Office of Early Childhood	HOSPITAL OF CENTRAL CONNECTICUT	24OECHVS01HCC	FY25 Base SID 22683	Y	\$28,238	\$922,254	\$0	\$950,492	7/1/2024	6/30/2026	\$1,900,984	\$950,492	\$950,492

POS FY 2025 Report Detail by Agency

Agency	Supplier Name	Contract ID #	Contract Description	Competitive ₁	Payments				Terms				
					General Fund	Federal Fund	Other Fund ₂	Total FY 2024 ₃	Contract Begin Date	Contract Expire Date	Cumulative Contract Total Amount ₄	Cumulative Contract Payments ₅	Cumulative Contract Balance Remaining ₆
Office of Early Childhood	HUMAN RESOURCES AGENCY OF	22OECDC01HRA	Transitional Week Child Day Care	N	\$975,826	\$0	\$0	\$975,826	6/27/2022	6/30/2025	\$3,798,330	\$2,418,173	\$1,380,158
Office of Early Childhood	INTERFAITH SOCIAL ACTION CORPORATION	22OECDC01INT	Transitional Week Child Day Care	N	\$929,988	\$0	\$0	\$929,988	6/27/2022	6/30/2025	\$2,533,314	\$2,526,393	\$6,922
Office of Early Childhood	KANGAROO'S KORNER INC	22OECDC01KAN	Transitional Week Child Day Care	N	\$207,690	\$0	\$0	\$207,690	6/27/2022	6/30/2025	\$566,095	\$561,457	\$4,638
Office of Early Childhood	KIDDIE CARE CLUBHOUSE LLC	23OECITX01KCC	Infant Toddler Expansion Program Reimbursement	Y	\$48,554	\$0	\$0	\$48,554	12/1/2023	6/30/2025	\$62,742	\$62,742	\$0
Office of Early Childhood	KIDZ TYME LEARNING CENTER LLC	23OECITX01KTL	IT Exp Space Reimburs	Y	\$821,657	\$0	\$0	\$821,657	7/1/2023	6/30/2025	\$1,363,423	\$1,149,923	\$213,500
Office of Early Childhood	LITTLE TOTS PLAYCARE	23OECITX01LTP	IT Exp Space Reimburs	Y	\$335,016	\$0	\$0	\$335,016	7/1/2023	6/30/2025	\$886,032	\$573,282	\$312,750
Office of Early Childhood	LUMIBILITY INC	20OECB2301SAR	20OECB2301SAR Birth to Three	Y	\$3,692,991	\$553,216	\$0	\$4,246,207	7/1/2020	7/31/2025	\$18,954,699	\$17,793,162	\$1,161,537
Office of Early Childhood	MANSFIELD TOWN TREASURER	22OECDC01MNS	Transitional Week Child Day Care	E	\$604,827	\$0	\$0	\$604,827	6/27/2022	6/30/2025	\$1,775,634	\$1,656,843	\$118,791
Office of Early Childhood	MASHANTUCKET PEQUOT MUSEUM	24OECBC01MPT	7/1/24 - 9/30/24 - SID 20394	N	\$0	\$35,276	\$0	\$35,276	7/1/2024	6/30/2026	\$282,208	\$35,276	\$246,932
Office of Early Childhood	MERIDEN NEW BRITAIN BERLIN YMCA INC	23OECITX01NBY	IT Exp Space Reimburs	Y	\$931,559	\$0	\$0	\$931,559	7/1/2023	6/30/2025	\$1,599,458	\$1,430,708	\$168,750
Office of Early Childhood	MERIDEN TOWN TREASURER	22OECDC01MER	Transitional Week Child Day Care	E	\$937,959	\$0	\$0	\$937,959	6/27/2022	6/30/2025	\$2,957,135	\$2,953,760	\$3,375
Office of Early Childhood	MORNING GLORY EARLY LEARNING CENTER LLC	23OECITX01MGE	IT Exp Space Reimburs	Y	\$92,754	\$0	\$0	\$92,754	7/1/2023	6/30/2025	\$221,508	\$149,508	\$72,000
Office of Early Childhood	MOUNT OLIVE CHILD DEVELOPMENT CENTER INC	22OECDC01MTO	Transitional Week Child Day Care	N	\$2,295,099	\$0	\$0	\$2,295,099	6/27/2022	6/30/2025	\$8,424,441	\$5,870,782	\$2,553,660
Office of Early Childhood	MY FIRST STEPS GROUP CHILD CARE LLC	23OECITX01MFS	IT Exp Space Reimburs	Y	\$107,873	\$0	\$0	\$107,873	7/1/2023	6/30/2025	\$244,877	\$215,252	\$29,625
Office of Early Childhood	NAUGATUCK TOWN TREASURER	22OECDC01NAU	Transitional Week Child Day Care	E	\$464,994	\$0	\$0	\$464,994	6/27/2022	6/30/2025	\$1,266,657	\$1,248,523	\$18,134
Office of Early Childhood	NEW CANAAN TOWN TREASURER	22OECDC01NCN	Transitional Week Child Day Care	E	\$248,350	\$0	\$0	\$248,350	6/27/2022	6/30/2025	\$891,345	\$604,279	\$287,066
Office of Early Childhood	NEW ENGLAND CENTER FOR HEARING	20OECB2301NEC	20OECB2301NEC Birth to Three Deaf/Hard of Hearing	Y	\$388,791	\$0	\$0	\$388,791	7/1/2020	7/31/2025	\$1,009,507	\$881,505	\$128,002
Office of Early Childhood	NEW OPPORTUNITIES INC	22OECDC01NOP	Transitional Week Child Day Care	N	\$2,491,611	\$0	\$0	\$2,491,611	6/27/2022	6/30/2025	\$7,232,001	\$6,297,928	\$934,073
Office of Early Childhood	NEWTOWN TOWN TREASURER	22OECDC01NWT	Transitional Week Child Day Care	E	\$348,745	\$0	\$0	\$348,745	6/27/2022	6/30/2025	\$949,993	\$949,993	\$0
Office of Early Childhood	NORWALK TOWN TREASURER	22OECDC01NWK	Transitional Week Child Day Care	E	\$1,982,941	\$0	\$0	\$1,982,941	6/27/2022	6/30/2025	\$5,978,655	\$5,442,256	\$536,399
Office of Early Childhood	OUR LADY OF FATIMA CHILD CARE CENTER	22OECDC01OLF	Transitional Week Child Day Care	N	\$550,423	\$0	\$0	\$550,423	6/27/2022	6/30/2025	\$1,531,891	\$1,531,205	\$686
Office of Early Childhood	PLAINVILLE EARLY LEARNING CENTER	22OECDC01PLA	Transitional Week Child Day Care	N	\$415,728	\$0	\$0	\$415,728	6/27/2022	6/30/2025	\$1,188,705	\$1,188,705	\$0
Office of Early Childhood	PRECIOUS MEMORIES CHILDCARE CENTER LLC	23OECITX01PME	IT Exp Space Reimburs	Y	\$609,147	\$0	\$0	\$609,147	7/1/2023	6/30/2025	\$1,218,294	\$1,158,669	\$59,625
Office of Early Childhood	PROJECT INTERACT INC	20OECB2301PII	20OECB2301PII Birth to Three	Y	\$161,402	\$9,953	\$0	\$171,354	7/1/2020	7/31/2025	\$2,515,439	\$1,870,857	\$644,582

POS FY 2025 Report Detail by Agency

Agency	Supplier Name	Contract ID #	Contract Description	Competitive ₁	Payments				Terms				
					General Fund	Federal Fund	Other Fund ₂	Total FY 2024 ₃	Contract Begin Date	Contract Expire Date	Cumulative Contract Total Amount ₄	Cumulative Contract Payments ₅	Cumulative Contract Balance Remaining ₆
Office of Early Childhood	PROSPECT MANCHESTER HOSPITAL INC	22OECMHV01PMH	MIECHV ARPA Funds	N	\$0	\$25,625	\$0	\$25,625	11/1/2022	9/30/2024	\$205,000	\$205,000	\$0
Office of Early Childhood	PROSPECT MANCHESTER HOSPITAL INC	23OECHVS01PMH	SFY22 HV BASE SID 12603 \$77,275.72	Y	\$0	\$12,589	\$0	\$12,589	7/1/2023	6/30/2024	\$1,060,454	\$1,060,454	\$0
Office of Early Childhood	PROSPECT MANCHESTER HOSPITAL INC	24OECHVS01PMH	FY25 Base SID 22683	Y	\$28,866	\$1,031,588	\$0	\$1,060,454	7/1/2024	6/30/2026	\$2,120,909	\$1,060,454	\$1,060,454
Office of Early Childhood	PUBLIC CONSULTING GROUP LLC	21OECB2301PCG	Commercial Insurance claims support \$873,900 EIS billing	N	\$588,867	\$0	\$0	\$588,867	8/1/2021	6/30/2025	\$3,327,463	\$2,781,493	\$545,970
Office of Early Childhood	REACH OUT AND READ INC	23OECHVS01ROR	provide books to children	N	\$0	\$79,000	\$0	\$79,000	3/1/2023	8/30/2024	\$166,000	\$166,000	\$0
Office of Early Childhood	REACHOUT INC	20OECB2301RCT	20OECB2301RCT Birth to Three	Y	\$588,783	\$136,920	\$0	\$725,703	7/1/2020	7/31/2025	\$3,597,905	\$3,491,234	\$106,671
Office of Early Childhood	REHABILITATION ASSOCIATES OF CONNECTICUT	20OECB2301RAC	20OECB2301RAC Birth to Three	Y	\$5,087,135	\$570,367	\$0	\$5,657,501	7/1/2020	7/31/2025	\$27,630,724	\$26,062,555	\$1,568,169
Office of Early Childhood	RIVERFRONT CHILDREN'S CENTER INC	22OECDC01RCC	Transitional Week Child Day Care	N	\$428,150	\$0	\$0	\$428,150	6/27/2022	6/30/2025	\$1,155,815	\$1,136,430	\$19,385
Office of Early Childhood	SB TRANSITIONAL SUB LLC	20OECB2301SBT	State SID 12192 Birth to Three services for families of	Y	\$478,139	\$33,800	\$0	\$511,939	5/1/2021	6/30/2025	\$3,679,952	\$557,139	\$3,122,813
Office of Early Childhood	SB TRANSITIONAL SUB LLC	21OECB2301SBT	State SID 12192 Birth to Three services for families of	Y	\$328,208	\$16,503	\$0	\$344,710	5/1/2021	7/31/2025	\$3,184,082	\$2,552,989	\$631,093
Office of Early Childhood	SOUTHFIELD CHILDRENS CENTER INC	22OECDC01SCC	Transitional Week of Care Child Day Care Southfield	N	\$644,638	\$0	\$0	\$644,638	6/27/2022	6/30/2025	\$1,976,579	\$1,832,163	\$144,416
Office of Early Childhood	SPARKLER LEARNING INC	24OECB25P1SPK	Sparkler Learning App SID 29646	N	\$1,500,000	\$0	\$0	\$1,500,000	1/1/2024	6/30/2025	\$2,112,700	\$2,112,700	\$0
Office of Early Childhood	ST ANDREW'S UNITED METHODIST CHURCH	22OECDC01SAU	Transitional Week Child Day Care	N	\$286,454	\$0	\$0	\$286,454	6/27/2022	6/30/2025	\$847,801	\$841,945	\$5,856
Office of Early Childhood	ST MARKS DAY CARE CENTER	22OECDC01SMC	Transitional Week Child Day Care	N	\$892,790	\$0	\$0	\$892,790	6/27/2022	6/30/2025	\$2,879,030	\$2,473,129	\$405,901
Office of Early Childhood	STAYWELL HEALTH CARE INC	23OECHVS01SHC	SFY24 HV BASE SID 12603 \$443,874.99	Y	\$0	\$8,263	\$0	\$8,263	7/1/2023	6/30/2024	\$858,672	\$852,766	\$5,906
Office of Early Childhood	STAYWELL HEALTH CARE INC	24OECHVS01SHC	SID12603, FY25 Base Services	Y	\$444,079	\$0	\$0	\$444,079	7/1/2024	6/30/2026	\$888,158	\$444,079	\$444,079
Office of Early Childhood	STUDENT PARENTING AND FAMILY	22OECDC01SPF	SFY 2023 Child Day Care	N	\$296,659	\$0	\$0	\$296,659	6/27/2022	6/30/2025	\$1,194,671	\$773,023	\$421,648
Office of Early Childhood	TEAM INC	22OECDC01TEM	Transitional Week Child Day Care	N	\$1,176,198	\$0	\$0	\$1,176,198	6/27/2022	6/30/2025	\$3,492,987	\$3,227,269	\$265,718
Office of Early Childhood	TERRYVILLE-PLYMOUTH DAY CARE CENTER INC	22OECDC01TER	Transitional Week Child Day Care	N	\$213,234	\$0	\$0	\$213,234	6/27/2022	6/30/2025	\$623,740	\$592,341	\$31,398
Office of Early Childhood	THAMES VALLEY COUNCIL FOR COMMUNITY	22OECDC01TVC	Transitional Week Child Day Care	N	\$4,462,809	\$0	\$0	\$4,462,809	6/27/2022	6/30/2025	\$13,809,568	\$11,590,323	\$2,219,245
Office of Early Childhood	THAMES VALLEY COUNCIL FOR COMMUNITY	23OECHVS01TVC	SFY24 HV BASE SID 12603 \$968,749.93	Y	\$0	\$16,259	\$0	\$16,259	7/1/2023	6/30/2024	\$3,017,229	\$3,002,255	\$14,974
Office of Early Childhood	THAMES VALLEY COUNCIL FOR COMMUNITY	24OECHVS01TVC	FY25 Base, SID 22683	Y	\$461,892	\$2,540,364	\$0	\$3,002,255	7/1/2024	6/30/2026	\$6,004,511	\$3,002,255	\$3,002,255
Office of Early Childhood	THE CHILD AND FAMILY GUIDANCE CENTER INC	23OECHVS01CFG	SFY24 HV BASE SID 12603 \$69,520.21	Y	\$0	\$15,890	\$0	\$15,890	7/1/2023	6/30/2024	\$1,027,970	\$1,027,969	\$1
Office of Early Childhood	THE CHILD AND FAMILY GUIDANCE CENTER INC	24OECHVS01CFG	SID 22683, FY25 Base Services	Y	\$25,309	\$1,002,660	\$0	\$1,027,969	7/1/2024	6/30/2026	\$2,055,938	\$1,027,969	\$1,027,969

POS FY 2025 Report Detail by Agency

Agency	Supplier Name	Contract ID #	Contract Description	Competitive ₁	Payments				Terms				
					General Fund	Federal Fund	Other Fund ₂	Total FY 2024 ₃	Contract Begin Date	Contract Expire Date	Cumulative Contract Total Amount ₄	Cumulative Contract Payments ₅	Cumulative Contract Balance Remaining ₆
Office of Early Childhood	THE CHILDREN'S COMMUNITY PROGRAMS	23OECHVS01CCP	SFY24 HV SID 12603 BASE \$348,333.64	Y	\$0	\$6,080	\$0	\$6,080	7/1/2023	6/30/2024	\$370,291	\$365,482	\$4,809
Office of Early Childhood	THE CHILDREN'S COMMUNITY PROGRAMS	24OECHVS01CCP	FY25 Base SID:12603	Y	\$370,291	\$0	\$0	\$370,291	7/1/2024	6/30/2026	\$740,582	\$370,291	\$370,291
Office of Early Childhood	THE COMMUNITY ACTION AGENCY OF WESTERN	22OECDC01AWC	Transitional Week Child Day Care	N	\$1,155,352	\$0	\$0	\$1,155,352	6/27/2022	6/30/2025	\$3,141,352	\$3,130,431	\$10,921
Office of Early Childhood	THE CONNECTICUT INSTITUTE FOR THE BLIND	21OECGER01CIB	GEER SID 29589 Governor's Emergency Education Relief	N	\$40,000	\$0	\$0	\$40,000	10/1/2021	9/30/2025	\$160,000	\$160,000	\$0
Office of Early Childhood	THE CONNECTICUT INSTITUTE FOR THE BLIND	23OECB2301CIB	Assistive Technology device library maintenance and	N	\$0	\$164,718	\$0	\$164,718	7/1/2023	6/30/2026	\$618,600	\$338,008	\$280,592
Office of Early Childhood	THE LEARNING STUDIO INC	23OECITX01LST	IT Exp Space Reimburs	Y	\$109,220	\$0	\$0	\$109,220	7/1/2023	6/30/2025	\$199,222	\$160,097	\$39,125
Office of Early Childhood	THE VILLAGE FOR FAMILIES & CHILDREN INC	24OECHVS01VFC	FY25 Base, SID 22683	Y	\$2,129,803	\$954,311	\$0	\$3,084,114	7/1/2024	6/30/2026	\$6,168,228	\$3,084,114	\$3,084,114
Office of Early Childhood	THE WATERBURY YOUNG MEN'S CHRISTIAN	23OECITX01GWY	IT Exp Space Reimburs	Y	\$664,524	\$0	\$0	\$664,524	7/1/2023	6/30/2025	\$1,329,048	\$1,036,548	\$292,500
Office of Early Childhood	THERACARE OF NEW YORK INC	20OECB2301TRC	20OECB2301TRC Birth to Three	Y	\$1,150,101	\$146,302	\$0	\$1,296,403	7/1/2020	7/31/2025	\$9,478,552	\$7,100,383	\$2,378,169
Office of Early Childhood	THREE LITTLE BEARS DAY CARE LLC	23OECITX01TLB	IT Exp Space Reimburs	Y	\$310,467	\$0	\$0	\$310,467	7/1/2023	6/30/2025	\$539,536	\$503,161	\$36,375
Office of Early Childhood	TORRINGTON TOWN TREASURER	22OECDC01TOR	Transitional Week Child Day Care	E	\$348,745	\$0	\$0	\$348,745	6/27/2022	6/30/2025	\$949,993	\$945,531	\$4,462
Office of Early Childhood	TOWN OF BLOOMFIELD	22OECDC01BLM	Transitional Week Child Day Care	E	\$463,205	\$0	\$0	\$463,205	6/27/2022	6/30/2025	\$1,586,529	\$1,179,069	\$407,461
Office of Early Childhood	TOWN OF BRANFORD	22OECDC01BRN	Transitional Week Child Day Care	E	\$522,978	\$0	\$0	\$522,978	6/27/2022	6/30/2025	\$1,530,933	\$1,344,474	\$186,459
Office of Early Childhood	TOWN OF CHESHIRE	20OECB2301CPS	20OECB2301CPS Birth to Three	E	\$267,999	\$39,134	\$0	\$307,133	7/1/2020	7/31/2025	\$1,346,285	\$1,300,229	\$46,056
Office of Early Childhood	TOWN OF ENFIELD	22OECDC01ENF	Transitional Week Child Day Care	E	\$957,349	\$0	\$0	\$957,349	6/27/2022	6/30/2025	\$2,804,634	\$2,769,356	\$35,277
Office of Early Childhood	TOWN OF GUILFORD	22OECDC01GLF	Transitional Week Child Day Care	E	\$252,324	\$0	\$0	\$252,324	6/27/2022	6/30/2025	\$759,994	\$656,816	\$103,178
Office of Early Childhood	TOWN OF HAMDEN	22OECDC01HAM	Transitional Week Child Day Care	E	\$348,745	\$0	\$0	\$348,745	6/27/2022	6/30/2025	\$949,993	\$935,749	\$14,244
Office of Early Childhood	TOWN OF MANCHESTER	22OECDC01MAN	Transitional Week Child Day Care	E	\$607,167	\$0	\$0	\$607,167	6/27/2022	6/30/2025	\$1,706,687	\$1,660,219	\$46,468
Office of Early Childhood	TOWN OF NEW MILFORD	22OECDC01NML	Transitional Week Child Day Care	E	\$463,582	\$0	\$0	\$463,582	6/27/2022	6/30/2025	\$1,313,382	\$1,268,849	\$44,533
Office of Early Childhood	TOWN OF SOUTHTON	22OECDC01SOU	Transitional Week Child Day Care	E	\$523,118	\$0	\$0	\$523,118	6/27/2022	6/30/2025	\$1,424,989	\$1,356,001	\$68,989
Office of Early Childhood	TOWN OF WALLINGFORD	22OECDC01WAL	Transitional Week Child Day Care	E	\$695,205	\$0	\$0	\$695,205	6/27/2022	6/30/2025	\$1,974,846	\$1,974,846	\$0
Office of Early Childhood	UConn Health Center	24OECHVSM1UCH	FY25 Base SID 12603	Y	\$698,120	\$0	\$0	\$698,120	7/1/2024	6/30/2026	\$1,396,239	\$698,120	\$698,120
Office of Early Childhood	UNITED WAY OF CONNECTICUT INC	20OECB2301UWC	Birth to 3 Early Intervention System and Ages & Stages	N	\$0	\$522,000	\$0	\$522,000	7/1/2020	6/30/2025	\$2,480,000	\$2,291,543	\$188,457
Office of Early Childhood	UNITED WAY OF CONNECTICUT INC	22OECDF01UWC	SFY23 United Way Admin	N	\$15,471,948	\$0	\$0	\$15,471,948	7/1/2022	6/30/2026	\$60,326,783	\$44,413,591	\$15,913,192

POS FY 2025 Report Detail by Agency

Agency	Supplier Name	Contract ID #	Contract Description	Competitive ₁	Payments				Terms				
					General Fund	Federal Fund	Other Fund ₂	Total FY 2024 ₃	Contract Begin Date	Contract Expire Date	Cumulative Contract Total Amount ₄	Cumulative Contract Payments ₅	Cumulative Contract Balance Remaining ₆
Office of Early Childhood	UNITED WAY OF CONNECTICUT INC	24OECHMG01UWC	Help Me Grow Y1 State Funds, 11000, SID 16147, SFY	N	\$809,829	\$102,180	\$0	\$912,009	7/1/2024	6/30/2026	\$1,721,838	\$912,009	\$809,829
Office of Early Childhood	VISITING NURSE ASSOCIATION OF RIDGEFIELD	24OECHVS01VNR	SID 22683, FY25 Base Services	Y	\$583,390	\$202,756	\$0	\$786,146	7/1/2024	6/30/2026	\$1,572,292	\$786,146	\$786,146
Office of Early Childhood	WEST HAVEN TOWN TREASURER	22OECDC01WHV	Transitional Week Child Day Care	E	\$895,988	\$0	\$0	\$895,988	6/27/2022	6/30/2025	\$2,538,359	\$2,403,470	\$134,888
Office of Early Childhood	WHEELER CLINIC INC	23OECHVS01WHC	SFY 24 HV BASE SID 12603 \$59,283.50 ,	Y	\$0	\$5,230	\$0	\$5,230	7/1/2023	6/30/2024	\$876,805	\$860,639	\$16,166
Office of Early Childhood	WHEELER CLINIC INC	24OECHVS01WHC	SID 22683, FY25 Base Services	Y	\$19,945	\$856,860	\$0	\$876,805	7/1/2024	6/30/2026	\$1,753,609	\$876,805	\$876,805
Office of Early Childhood	WINDHAM REGIONAL COMMUNITY COUNCIL INC	22OECDC01WRC	Transitional Week Child Day Care	N	\$178,998	\$0	\$0	\$178,998	6/27/2020	6/30/2025	\$506,663	\$446,520	\$60,143
Office of Early Childhood	WINSTED AREA CHILD CARE CENTER INC	22OECDC01WIN	Transitional Week Child Day Care	N	\$483,803	\$0	\$0	\$483,803	6/27/2022	6/30/2025	\$1,427,989	\$1,390,993	\$36,996
Office of Early Childhood	YALE NEW HAVEN HOSPITAL	23OECHVS01YNH	SFY24 HV BASE SID 16274 \$960,870.63	Y	\$5,959	\$0	\$0	\$5,959	7/1/2023	6/30/2024	\$1,024,418	\$1,024,418	\$0
Office of Early Childhood	YALE NEW HAVEN HOSPITAL	24OECHVS01YNH	FY25 Base SID 12603	Y	\$1,024,418	\$0	\$0	\$1,024,418	7/1/2024	6/30/2026	\$2,048,835	\$1,024,418	\$1,024,418
Office of Early Childhood	YMCA OF METROPOLITAN HARTFORD INC	22OECDC01GHY	Transitional Week Child Day Care	N	\$731,202	\$0	\$0	\$731,202	6/27/2022	6/30/2025	\$2,562,998	\$2,008,159	\$554,840
Office of Early Childhood	YWCA OF NEW BRITAIN	23OECITX01YNB	IT Exp Space Reimburs	Y	\$204,858	\$0	\$0	\$204,858	7/1/2023	6/30/2025	\$486,216	\$231,966	\$254,250
OEC TOTAL	144				\$122,558,307	\$17,357,610	\$0	\$139,915,916			\$484,229,523	\$400,963,672	\$83,265,851
GRAND TOTAL	1586				\$2,204,235,615	\$666,609,836	\$33,838,179	\$2,904,683,629			\$14,734,911,287	\$9,520,417,012	\$5,214,494,275
1. The competitive column includes: Competitive solicitations listed as Y; Non-Competitive Solicitations listed as N; Contracts under \$50,000 or contracts with towns, cities, and political subdivisions listed as E, Qualification for services listed as Q, Consolidated master contracts listed as M (All coding described in narrative).													
2. The other fund column can include non-federal grants, pass through grants, bond funds, and restricted state grants.													
3. The total FY 2025 column represents total payments for the combined general fund, federal fund, and other fund.													
4. The cumulative contract total amount is an estimate of what the contract will cost throughout the entirety of its term.													
5. The cumulative contract payments is the sum of all payments that have been made on a contract from the beginning of its term through the end of FY 2025.													
6. The cumulative contract balance remaining is the difference between the cumulative contract total amount and the cumulative contract payment.													