



CONNECTICUT

Policy and Management

REPORT TO THE GENERAL ASSEMBLY

Purchase of Service (POS) Contracts

FISCAL YEAR 2024

Jeffrey R. Beckham
Secretary
Office of Policy and Management
450 Capitol Avenue
Hartford, Connecticut 06106

Submitted September 30, 2024

This page is intentionally left blank



CONNECTICUT Policy and Management

September 30, 2024

The Honorable Martin M. Looney
President Pro Tempore
Connecticut General Assembly

The Honorable Bob Duff
Senate Majority Leader
Connecticut General Assembly

The Honorable Stephen Harding
Senate Minority Leader
Connecticut General Assembly

The Honorable Matt Ritter
Speaker of the House
Connecticut General Assembly

The Honorable Jason Rojas
House Majority Leader
Connecticut General Assembly

The Honorable Vincent Candelora
House Minority Leader
Connecticut General Assembly

This report fulfills the statutory responsibility of the Office of Policy and Management pursuant to [C.G.S. § 4-70b](#) to report on the Purchase of Service (POS) contracting activity of State Agencies. In addition, C.G.S. § 4-70b(c) requires that the report include an assessment of the aggregate financial condition of non-profit, community-based health and human service agencies that enter into POS contracts.

This report seeks to provide information to state legislators, policymakers, and the public about Health and Human Service State Agencies' POS activity for State fiscal year 2024 as well as the aggregate financial condition of 62 nonprofit providers for 2023.

Sincerely,

Jeffrey R. Beckham
Secretary
Office of Policy and Management

TABLE OF CONTENTS

	Page
INTRODUCTION.	3
A. Purpose.	3
B. Background.	3
C. Relevant Statutes.	3
SCOPE AND METHODOLOGY	4
PURCHASE OF SERVICE (POS) ACTIVITY	5
A. Sole-Source Waiver Reports.	5
B. POS/PSA Procurement Plans	5
C. Impacts to Competitive Procurement.	5
D. POS Competitive Procurement Data Analysis.	6
E. Procurement Initiatives	6
F. Procurement Training	7
G. Streamline Procurement Process	7
SPECIFIC AGENCY HUMAN SERVICE PROCUREMENT MODELS	7
A. Department of Aging and Disability Services (ADS)	8
B. Department of Children and Families (DCF)	8
C. Department of Correction (DOC).	9
D. Department of Developmental Services (DDS)	9
E. Department of Mental Health and Addiction Services (DMHAS)	9
F. Department of Housing (DOH)	10
G. Department of Public Health (DPH)	10
H. Department of Social Services (DSS)	10
I. Office of Early Childhood (OEC)	11
FUTURE ACTIVITIES.	11
AGGREGATE FINANCIAL CONDITION OF NON-PROFIT PROVIDERS OF POS CONTRACTS	12
INQUIRIES	18
POS DATA	19
A. POS FY 2024 and FY 2023 Contracts and Payment Comparison	19
B. POS FY 2024 Competitive Analysis by Agency	20
C. POS FY 2024 Summary Report by Agency.	21
D. POS FY 2024 Report Detail by Agency	22

INTRODUCTION

A. Purpose

This document summarizes information regarding Purchase of Service (POS) contracting activity of State agencies for State Fiscal Year (FY) 2024. As required by [Connecticut General Statutes \(C.G.S.\) Section 4-70b\(c\)](#), this report includes an assessment of the aggregate financial condition of a group of non-profit, community based health and human services agencies that enter into POS contracts. It is important to note that this reporting period includes residual effects from the Covid-19 pandemic. State agencies continue to strive to meet the demand for health and human services and limit service disruption to Connecticut residents, non-profits, and businesses. The Federal Government's American Rescue Plan Act (ARPA) funding issued to the State of Connecticut continues to provide direct relief to the people of the State, helping in the economic recovery. ARPA funds are required to be obligated by December 31, 2024, and fully expended by December 31, 2026, and continue to impact the State's competitive procurement.

B. Background

A *Purchase of Service* (POS) contract is a contract between a state agency and a private provider organization or municipality for the purpose of obtaining direct health and human services for agency clients. The contract generally is not used for the sole purpose of purchasing administrative or clerical services, material goods, training and consulting services. POS contracts cannot be used to contract with individuals.

Using the Office of Policy and Management (OPM) standard contract template, an agency may enter into a POS contract for a single year or for multiple years. It may be either a competitive or non-competitive contract. A contract may cover a number of services and be amended for a variety of reasons during its term.

For FY 2024, there were ten agencies in the current POS system: Department of Aging and Disability Services, Department of Children and Families, Department of Correction, Department of Developmental Services, Department of Housing, Department of Mental Health and Addiction Services, Department of Public Health, Department of Social Services, Division of Criminal Justice, and the Office of Early Childhood.

C. Relevant Statutes

[C.G.S. § 4-70b](#) requires OPM to “establish uniform policies and procedures for obtaining, managing and evaluating the quality and cost effectiveness of direct health and human services purchased from a private provider organization or municipality.” Further, OPM “shall require all state agencies which purchase direct health and human services to comply with such policies and procedures” and to report annually to the General Assembly on the State's POS contracting activity.

[C.G.S. § 4-230 to 4-236](#) requires a non-profit organization that expends \$300,000 or more in state funds, in its fiscal year, to submit to a uniform audit within six months of the fiscal year end. OPM administers the State Single Audit for municipalities and non-profit entities. Additionally, OPM is required to “adopt regulations establishing uniform standards which prescribe the cost accounting principles to be used in the administration of state financial assistance by the recipients of such assistance.”

Purchase of Service Contracts Annual Report FY 2024

An [Attorney General's opinion dated November 9, 2005](#) stated that there is no legal distinction between a POS contract and a Personal Service Agreement (PSA). It also stated that the statutes that apply to PSAs, [CGS §4-212](#) et seq., also apply to POS contracts.

SCOPE AND METHODOLOGY

This report describes the contracting activities of executive branch agencies with respect to POS contracts for FY 2024. Contracting activities of the legislative and judicial branches of state government are excluded from this report.

The POS data represented in this report is captured from Core-CT and the Statewide Analytical Reporting System (STARS). Health and human service agencies are required to enter a requisition into the Core-CT eProcurement module prior to executing a POS contract. A workflow of approvers is built into the requisition system. Requisitions have required fields to be entered which include, but are not limited to: contract ID, contract type (competitive, non-competitive), begin and end dates, contract maximum amount, description of services, contractor name and funding information. After the final approval from OPM, the requisition is ready to become a POS contract within the Core-CT contract module and STARS can extract the data for this report.

OPM summarizes the information obtained from Core-CT and submits an annual report to the General Assembly. The data in this report represents POS contracts that were in effect during FY 2024. POS contracts can range from a few months to several years in duration. Accordingly, the total dollar amount of a POS contract may represent several years of activity. Many POS contracts overlap during a fiscal year. For example, if a POS contract ends December 31st and a new contract starts with the same provider on January 1st, then two contracts (and two contract amounts) would be included in this report. Due to these factors, this report represents several years of POS contracting activity, not just annual activity.

The payment amounts presented in this report are payments made by State agencies to POS contractors during FY 2024. Note that annual payment amounts are often substantially less than the cumulative total contract amounts. The cumulative contract amounts represent more than one year of contracting activity, while the payment amounts reflect the activity for FY 2024. Accordingly, the annual payment amounts are a better gauge of the annual contract spend.

In FY 2019, this report was modified to improve transparency and address past miscommunication about the prevalence of non-competitive procurements. The "exempt" (E) contract category was introduced to provide a more accurate overview of competitive contracting across the state. Pursuant to [C.G.S. § 4-214](#), contracts with an annual value of not more than \$50,000 are exempt from OPM approval. The exempt category applies to all contracts that do not need OPM approval per statute based on the dollar amount of the contract, and to towns and cities who have contracts with state agencies and receive pass-through funds. The "qualified" (Q) category applies to payments made under the Department of Developmental Services (DDS) contracts, which allow DDS clients to choose services from a list of qualified providers. The current Core-CT system does not provide the capabilities to select qualified and exempt contract types at this time. OPM works with agencies to manually identify contracts that fall under the exempt and qualified contract types and updates this report to ensure accuracy.

Starting in FY 2020, the "mixed" (M) category was used in the Detail by Agency section of the report for master contracts issued by the Department of Children and Families (DCF) and the Department of Mental Health and Addiction Services (DMHAS). These master contracts are consolidated contracts for a range of programs and services delivered by one provider, of which some programs within the contract are competitively bid, while other programs are not competitively bid. The Core-CT system does not have the

Purchase of Service Contracts Annual Report FY 2024

capability to report contracts at the program level for competitive procurement. OPM, in collaboration with DMHAS and DCF, established the mixed category and manually identifies the contracts that fall under this category to ensure that the Detail by Agency section of the report is accurate. In future years, by working together with agencies and the Office of the State Comptroller, OPM will continue to work on system enhancements to accurately report on the proportions of competitive and non-competitive procurement within a master contract.

PURCHASE OF SERVICE (POS) ACTIVITY

OPM continued to build and work on several initiatives in FY 2024 to strengthen agency capacity for competitive procurements and to address the non-competitive solicitations despite the effects of the pandemic, as discussed further below.

A. *Sole-Source Waiver Reports*

OPM publishes a monthly report of approved sole-source waiver requests with their justification codes. This can be found on the [DAS State Contracting Portal](#) next to the Department of Administrative Services standardized transaction report (DAS version of sole-source waivers) and the [OPM Website](#). These reports also reflect a stricter requisition approval policy at OPM that requires more substantive justifications for all sole-source waivers and push-back on sole-source requests deemed suitable for competitive procurement. Justifications for sole-source waivers must be selected from OPM's approved list to ensure consistency within the sole-source waiver policy.

B. *POS/PSA Procurement Plans*

According to statutory requirements ([C.G.S. §4-67i](#)), OPM collected FY 2024 – FY 2026 three year, forward looking procurement plans from all agencies entering into Purchase of Service (POS) contracts and Personal Service Agreements (PSA) to encourage proactive procurement planning. The plans are published to [OPM's website](#) and include information on whether agencies intend to competitively bid or request a sole-source waiver. This helps agencies prepare in advance for competitive procurements. These plans are used by OPM Finance staff to challenge agencies on any sole-source requisitions that were originally identified as contracts for competitive procurement. The public-facing nature of procurement plans creates transparency for Connecticut business and non-profit service providers, helping these organizations anticipate upcoming opportunities and submit high-quality, competitively priced bids, resulting in a broadening of the State's pool of potential proposers.

C. *Impacts to Competitive Procurement*

In FY 2024, the State's health and human services agencies, continued to procure goods and services to best meet the needs of the people of Connecticut who continue to be impacted by the Covid-19 pandemic. These procured goods and services include but are not limited to testing, vaccination, housing supports, childcare, and residential programs. To avoid risking the life, health, and safety of our residents, agencies have needed to procure these goods and services non-competitively as the competitive process requires more time to procure. Also, ARPA funds continue to be used to support the economic recovery from Covid-19 resulting in more non-competitive procurement contracts among the health and human services agencies.

As the State agencies and the population they serve continue to recover from the Covid-19 pandemic and ARPA funding continues to be expended through 2026, OPM will continue to focus on competitive

Purchase of Service Contracts Annual Report FY 2024

procurement with agencies' ongoing need for critical flexibility and support. Even without the challenges presented by the Covid-19 pandemic, the largest non-competitive POS contracts deliver clinical, evidence-based, inpatient, and residential care to vulnerable populations—services for which competitive contracting is not always the best option due to the need to ensure continuity of care and a highly limited number of qualified providers.

D. POS Competitive Procurement Data Analysis

The total payments amount under POS contracts increased in FY 2024 by approximately \$194 million from the previous fiscal year. This increase in spend is represented by the combined total of Competitive and Qualified POS contracts that increased by approximately \$210 million or 3%. This increase in the combined total of Competitive and Qualified spending is concentrated amongst the Department of Disability Services (DDS), the Department of Social Services (DSS), the Department of Housing (DOH) and the Office of Early Childhood (OEC). The total competitive contracts increased by 16 from FY 2023 to FY 2024. In review of the general fund spending, the Competitive contracts increased by \$85 million which is a sign of improvement in agency competitive solicitations. The number of non-competitive procurements increased by 47 contracts from FY 2023 to FY 2024 but the total spend, in FY 2024, reduced by \$15 million from FY 2023.

****It is important to note that OPM's competition numbers do not reflect the contracting activity of the Department of Administrative Services (DAS). In fiscal year 2024, DAS competitively procured 98% of its contracts.****

E. Procurement Initiatives

OPM continues to invest in long-term improvements to POS procurement systems that will facilitate more competition. OPM will continue to focus on non-competitive procurements among POS agencies through procurement support, transparency, and training initiatives outlined below. This strategy allows agencies to develop the capacity to manage competitive procurement cycles in two ways. It empowers the procurement staff and creates consistent processes and templates that lower the cost of investment typically associated with competitive procurement. Several of these initiatives are outlined below.

- Work with the Core-CT team to enhance the procurement modules that will allow agencies to be more efficient with their time and in competitive procurements.
- Revise Procurement Standards to include current legislative changes that in turn streamline the procurement process.
- Attend State Contracting Standards Board meetings.
- Expand collaborative relationships with sister agencies by incorporating feedback from agencies on new OPM procurement initiatives, providing ad hoc support on Request for Proposal (RFP) writing and procurement process questions, and working with DAS to establish procurement best practices across the state.
- Providing training based on state agency needs and ad hoc training as needed.

F. Procurement Training

OPM continues to offer agency specific procurement trainings along with a list of readily available online trainings located on the OPM website for agencies to use to support their staff training.

The State Contracting Standards Board (SCSB) continues to move forward with their procurement training program, per [C.G.S. 4e-5](#). OPM and DAS will continue to have an open line of communication with the SCSB for any questions related to their training programs.

G. Streamline Procurement Process

In collaboration with the OPM General Counsel and the Office of the Attorney General, OPM published and distributed the amended statutory forms and contract language to bring the State into compliance with [Public Act 23-204](#) and [Public Act 24-108](#).

OPM's legislative proposal on procurement successfully passed, enhancing the PSA and POS procurement process. The approved legislative changes to [C.G.S 4-214 through 4-216](#) resulting in OPM's approval thresholds increasing from more than \$20,000 to more than \$50,000 and the removal of the one-year provision were updated within the Core-CT requisition module. This allows agencies to concentrate on competitively procuring their larger dollar valued contracts. This legislative change went into effect January 1, 2024.

SPECIFIC AGENCY HUMAN SERVICE PROCUREMENT MODELS

Although this report highlights aggregated data on POS procurements across the state, each health and human service agency operates under different service models. This may result in data outcomes for competitive contracting that are difficult to generalize or compare across agencies. Human service procurement is different than traditional goods and services procurement, as it involves the submission of proposals by vendors to compete on a range of evaluation criteria (such as cost, quality and company history). Human service procurements are often constrained by set rates, costs, and qualifications that providers must meet. In addition, many agencies procure at the program level rather than by provider. This means a group of programs are competitively rebid at one time, impacting multiple providers, which results in amendments to master contracts. These amendments add or remove programs to a provider's current suite of services. Rarely is a provider's entire range of state services competitively rebid at one time. Some other agencies utilize a process in which clients can choose their provider from a list of pre-qualified entities. While a standard RFP is not issued, these agencies conduct a thorough ongoing evaluation process to ensure continued quality and allow individuals to conduct their own "competitive procurement" each time they choose a provider.

Due to these differences, each agency in the POS system supplied additional background information to characterize their procurement service models. OPM has inserted the agency information in order to better understand data outcomes in the overall report. However, we note that this information reflects the views, perspectives, and processes of the agencies, and OPM has included footnotes to provide its perspective where appropriate. It is also important to remember that each of these agencies' normal procurement processes and procedures were interrupted due to the demands imposed by the Covid-19 pandemic.

A. Department of Aging and Disability Services (ADS)

The mission of the agency is to maximize opportunities for the independence and well-being of people with disabilities and older adults in Connecticut. Agency programs, policies, and practices are designed to promote independent living, education, employment, and access, through four major bureaus: Rehabilitation Services, Education and Services for the Blind, Disability Determination and Organizational Support.

ADS administers over 30 legislatively authorized programs. By statute ADS is the state agency responsible for administering multiple programs under federal legislation, including the Older Americans Act, Rehabilitation Act, Assistive Technology Act, and the Social Security Act. ADS uses approximately 225 POS contracts to support the agency mission and the provision of services. POS contract services are provided through regional agencies on aging, independent living centers, community rehabilitation providers, and other non-profit organizations. ADS conducts competitive procurements in accordance with the department's OPM-approved procurement plan and federal and/or state funding guidelines.

B. Department of Children and Families (DCF)

DCF contracts with approximately 98 private not-for-profit contractors to deliver approximately 83 different types of community-based, home-based and congregate care service types. The service types funded through these POS contracts comprise the network of behavioral health, child welfare, prevention and support services for the populations DCF is mandated to serve. DCF currently uses a "master" contract format in which anywhere from one (1) to forty (40) different, separately funded individual programs (comprised of any combination of the 83 service types in our array) are contained in one consolidated contract with the same provider. The majority of these contracts, which encompass 337 individual programs, range in term from one (1) to three (3) years with termination dates staggered to ensure that all contracts are not expiring within the same timeframe. The Department's procurement schedule is based on the individual service types within the contract, not a contract's expiration date or the number of programs contained in the contract. As a service type comes up for rebid, the individual programs of that type in the master contracts are terminated in each contract (leaving the remaining programs in the contract active) and new bids are solicited for programs of that service type.

DCF uses a 3-pronged approach to procurement. All new service types are initially procured through RFP; all new individual programs added within an existing service type are initially procured through RFP and all service types are rebid per the Department's approved Procurement Schedule. The Department's goal is to ensure that every service type is rebid at least every 10 years.* This timeframe is based on a number of contributing factors including resources and limited staffing, continuity of care for the children of the State of Connecticut, the costs associated with procurement (transition and closeout of terminating programs and implementation and training costs for newly awarded programs) and the stability of DCF's provider network (staff retention, infrastructure, bonding, etc.). Based on this timeframe, in previous annual reports, DCF had labeled all services rebid within the last 10 years as competitive. As of FY 2020, in compliance with new OPM guidance intended to improve the accuracy of reporting on competitive POS procurement, DCF now only labels services as competitive if they have been rebid within the last five years.

* In 2019, as a part of procurement reform efforts, OPM shifted to using three-year contracts with possibility of two one-year extensions.

C. Department of Corrections (DOC)

DOC contracts with over 50 providers to deliver services ranging from technical, legal, ombudsmen, therapeutic, training, educational, and reentry support to medical and mental health services. The Grants and Contracts Unit (GCU) reviews information with Parole and DOC Health, Addiction, Volunteer, Programs & Treatment, Legal, Operations, and Education Units and uses utilization data, facility wait lists and trending service needs of the offender population to identify areas and programs to best serve or address the need. If an existing contract is in place, that contract is used to address the identified need. Otherwise, GCU initiates the development of an RFP for the identified services. The development of the RFP includes subject matter experts in the appropriate field within DOC (substance abuse, mental health, employment, women and children, medical, etc.).

In addition, DOC partners with other state agencies (e.g. Judicial Branch, DSS, DMHAS) when like programs and/or services are needed that will meet the requirements of the agency. This procurement partnership approach is beneficial to each agency because of its administrative efficiency and the programmatic value of pooling clients. Through this approach, DOC is best able to streamline the procurement process, while addressing changing client needs.

D. Department of Developmental Services (DDS)

DDS has over 280 POS contracts in place to deliver family supports ranging from residential services and in-home supports to employment assistance. The agency has a long history of providing individuals who receive DDS funded services with the opportunity to make choices in their personal lives. The DDS Mission Statement encourages individuals and their families to choose the provider best able to support their needs when entering the system. This is exemplified by DDS' portability policies and procedures allowing individuals in Residential and Day programs the ability to exercise choice by taking their funding and moving to another program. Individuals and families can use the funds to purchase services from any qualified provider.

Individuals choose their services from a list of DDS Qualified Providers available on the DDS website. New and existing DDS providers become qualified to provide services by following the qualification instructions located on the DDS website. Providers who are applying to become qualified to provide services are required to meet a standard set of minimum qualifications related to the service being applied for. Due to the natural competitiveness built into DDS' service system, which is supported by the control each individual has to choose his/her provider from a list of qualified providers, competitive procurement occurs each time a DDS individual chooses a service provider. There is an on-going quality evaluation process to ensure providers continually meet minimum qualifications.

E. Department of Mental Health and Addiction Services (DMHAS)

DMHAS contracts with over 150 private non-profit providers to deliver approximately 125 different community-based services ranging from behavioral health interventions to substance use services and prevention services. These services are funded through a consolidated POS contract serving adults in over 1000 different funded programs through these consolidated contracts. Under the consolidated contract, DMHAS may have as few as one program or as many as 40 programs funded in one contract, which carries a three-year contract term.

DMHAS contract unit continues to work with DMHAS program staff to redesign the procurement plan to ensure that the plan aligns with the current services, model and schedule that is appropriate procurement. When the Department plans to issue an RFP based on an OPM-approved procurement

Purchase of Service Contracts Annual Report FY 2024

plan for a program contained in a consolidated contract, notice would be sent to the respective provider to inform them those funds will be ending in their contract. Once the RFP has been completed and the programs have been identified for funding through the competitive process, the newly awarded program is assigned to the new provider and a new contract would be created. If the newly awarded program is with an existing provider, under contract, the existing provider contract will be amended or renewed (based on the specific date of award) to add the awarded program.

F. Department of Housing (DOH)

DOH has over 180 contracts with approximately 80 private non-profit providers to provide housing and services for vulnerable unstably housed populations. The majority of DOH's contracts support the state's response to homelessness with contracts ranging the spectrum from homeless outreach, diversion, shelter, and rapid rehousing to permanent supportive housing. DOH also funds programs to provide housing resources to individuals that are HIV positive or have AIDS as well as managing the state's Section 8 and Rental Assistance Programs. Since its inception in 2014, DOH has rebid all its contracts twice with our HIV programs being rebid in 2022, our homeless services programs in 2023 and our Section 8 and Rental Assistance Program (RAP) in 2024.

DOH also recognizes the importance that housing stability has on clients of sister state agencies. As a result, DOH has entered into agreements with DMHAS, DCF, DDS, Court Support Services Division (CSSD), and DSS to provide needed housing resources to create stability among our most vulnerable residents. In addition, DOH is exploring relationships with the State Department of Education and the Community College system to provide stable housing to allow households to focus on obtaining a quality education. The majority of these agreements have led to a competitive procurement process to find the most qualified non-profit agency to provide these vital services.

G. Department of Public Health (DPH)

DPH has approximately 200 Purchase of Service (POS) contracts that provide services to the public. These contracts are for services including health care and support services, testing, contact tracing, health education and prevention services as well as counseling services, to uninsured, underinsured, and underserved populations. Due to unique attributes associated with the provision of health services, such as licensing requirements, continuity of care, publicly supported physical sites, and the statutory relationship between DPH and municipal health departments, competitive procurement is not always possible. CT DPH has made a concerted effort in the past year to increase the number of projects that have gone to RFP to ensure a competitive procurement.

When considering waiver for a competitive procurement for a particular service, the Department refers to OPM's waiver codes.

H. Department of Social Services (DSS)

DSS delivers and funds a wide range of programs and services as Connecticut's multi-faceted health and human services agency. DSS serves about one (1) million residents of all ages through twelve (12) field offices, central administration, and online and phone access options. DSS supports the health of over 850,000 residents through HUSKY Health (Medicaid & Children's Health Insurance Program), including medical, dental, behavioral health, prescription medications, long-term services for the basic needs of children, families, older and other adults, persons of disabilities, including health care coverage, child support, long-term services and support, energy assistance, food and economic aid.

Purchase of Service Contracts Annual Report FY 2024

During the State Fiscal Year 2024, DSS has entered into and maintains more than 156 POS contracts for the provision of direct client services. Many of the existing contracts for direct client services have been coupled with the need for continuity of services, and earmarked State or Federal funding outweighing the benefit of competitive procurements. All contractors are monitored for compliance with program delivery requirements and fiscal accountability.

The DSS Procurement Plan describes the approach that the DSS will take during the next three (3) state fiscal years to purchase, through Purchase of Service (POS) contracts, quality and cost-effective services for clients from private, for profit and non-profit providers. The plan is designed to combine DSS operational requirements with State and Federal requirements, while requiring consistent, open, transparent, fair, and competitive process for the procurement of services. The plan will direct all aspects of such procurements and will be periodically reviewed by program, fiscal, contract and procurement staff to ensure its continued relevance. The DSS Contract Unit collaborates with DSS program staff to revise and implement the DSS Procurement Plan, ensuring it remains in sync with current services and schedules.

Inclusive to the Plan is the continuous monitoring, by DSS program staff, of program services delivered with the anticipation of continuous program and service delivery improvements by the contractor. Changes in DSS operational requirements, State and Federal requirements, and a commitment by DSS to have the most responsive and effective service delivery system possible may necessitate adjustments to the plan during this three-year period.

I. *Office of Early Childhood (OEC)*

OEC currently contracts with approximately 97 private not-for-profit contractors, federally qualified health centers, hospitals, local education authorities, and municipalities to deliver services that help young children and families thrive. The service types funded through these POS contracts comprise the networks of evidence-based home visiting, Child Day Care, and Part C of the Individuals with Disabilities Education Act (IDEA). These contracts range in term from three to five years. OEC's Procurement Plan ensures that services are constantly evaluated as to the cadence of their re-procurement. This timeframe is based on a number of contributing factors, including resources and staffing, continuity of service for enrolled children and families, the costs associated with procurement (transition and closeout of terminating programs and implementation and training costs for newly awarded programs) and the stability of OEC's provider networks.

OEC utilizes Outcome Rate Cards (ORC) within some POS contracts as a procurement tool to focus on outcome achievement and promote measurement. Through ORCs, OEC defines a menu of outcomes it is interested in achieving and the amount OEC is willing to pay each time the outcome is achieved by a contractor.

FUTURE ACTIVITIES

OPM will continue to strive for the improvement of value and competition for the funds of Connecticut taxpayers. As the state continues to improve on the economic and human impact of recovering from the Covid-19 pandemic, OPM is committed to working with agencies to ensure cost-effective, impactful, competitive procurement processes are maintained and strengthened. As ARPA funding obligations and expenditure deadlines are approaching, OPM will be able to more accurately analyze the success of ongoing procurement initiatives to increase competitive bidding.

Purchase of Service Contracts Annual Report FY 2024

OPM will prioritize the following initiatives:

- Revising the POS Part II Template, Core-CT contract language and DocuSign functionality.
- Releasing updated and more user-friendly POS/PSA procurement standards to ensure a more consistent procurement approach by state agencies.
- Continuing to review agency procurement plans, to ensure forecasted procurements accurately reflect agency plans for competitive procurement.
- Continuing coordination with DAS on opportunities to standardize procurement practices across both DAS and OPM procurement authorities.
- Continuing to create and provide trainings for agencies to improve their processes that will increase the State's competitive contracting efforts.

OPM views these changes as critical in ensuring accountability to the taxpayers of Connecticut and achieving cost savings in future fiscal years.

AGGREGATE FINANCIAL CONDITION OF NON-PROFIT PROVIDERS OF POS CONTRACTS

As indicated, [C.G.S. 4-70b\(c\)](#) requires OPM to provide an assessment of the financial condition of non-profit POS providers. For this report, OPM used the framework developed by the Commission on Non-Profit Health and Human Services in their review of the financial condition of these providers. The commission took a sample of 101 out of 490 health and human services providers that were required, due to expending \$100,000 or more in State funds, to conduct an audit for fiscal year 2009. The work group then tested the financial health of the sample group by using information from these audits to calculate various financial ratios specific to non-profits. The work group was also broken down by those with annual revenues less than \$2 million, those between \$2 million and \$10 million and those with revenues over \$10 million annually.

In seeking to replicate this work for this report, OPM has updated and continued to review the remaining 62 non-profit providers' audits for fiscal year 2023 which has reduced from 83 providers in FY 2014. The number of non-profit providers has decreased as a combination of providers no longer have contracts with the State and a number of providers did not meet the threshold for income reporting criteria. The number of providers has also decreased due to acquisitions, mergers, and closures. The providers report for fiscal year 2023 reflect the financial reports received as of the issuance date of this report.

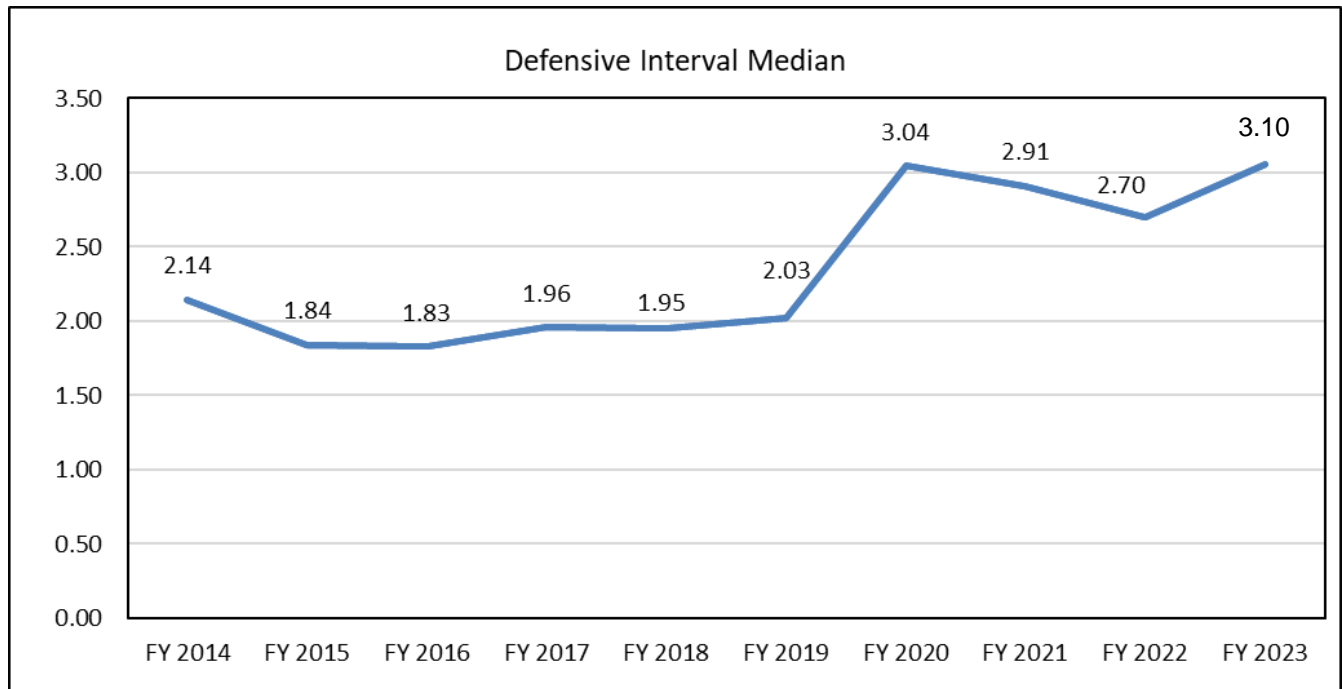
The financial ratios follow on the next page.

Purchase of Service Contracts Annual Report FY 2024

Defensive Interval: This is a measure of liquidity in which cash and other readily available funds are divided by average monthly expenses, which indicates how many months of expenses could be funded by an entity's liquid assets if no additional funding was received.

The method of calculating each of these ratios along with a measure of what might be considered a substandard ratio is included in the table.

<i>Defensive Interval</i>	<i>Definition: (Cash + Marketable Securities + Receivable)/Average Monthly Expenses</i>	All	Revenues Less than \$2m	Revenues \$2m to \$10m	Revenues \$10m +
		# of Providers	Less than 1	Less than 1	Less than 1
Substandard Ratio*					
Median FY 2014	83	2.14	2.00	2.60	1.93
Median FY 2015	82	1.84	1.34	1.57	1.98
Median FY 2016	81	1.83	1.22	1.65	2.20
Median FY 2017	75	1.96	0.87	2.54	2.12
Median FY 2018	68	1.95	1.47	2.63	1.95
Median FY 2019	67	2.03	1.45	2.03	2.25
Median FY 2020	69	3.04	2.84	3.19	3.11
Median FY 2021	66	2.91	2.22	3.07	2.84
Median FY 2022	63	2.70	2.18	2.89	2.63
Median FY 2023	62	3.10	2.77	4.15	2.89
# of Non-profits sampled - 2023		62	5	23	34
# More than 3		33	2	16	15
# 1-3		27	2	7	18
# less than 1		2	1	0	1
2023: % with ratio more than 3		53.23%	40.00%	69.57%	44.12%
2023: % with ratio between 1-3		43.55%	40.00%	30.43%	52.94%
2023: % with ratio less than 1		3.23%	20.00%	0.00%	2.94%

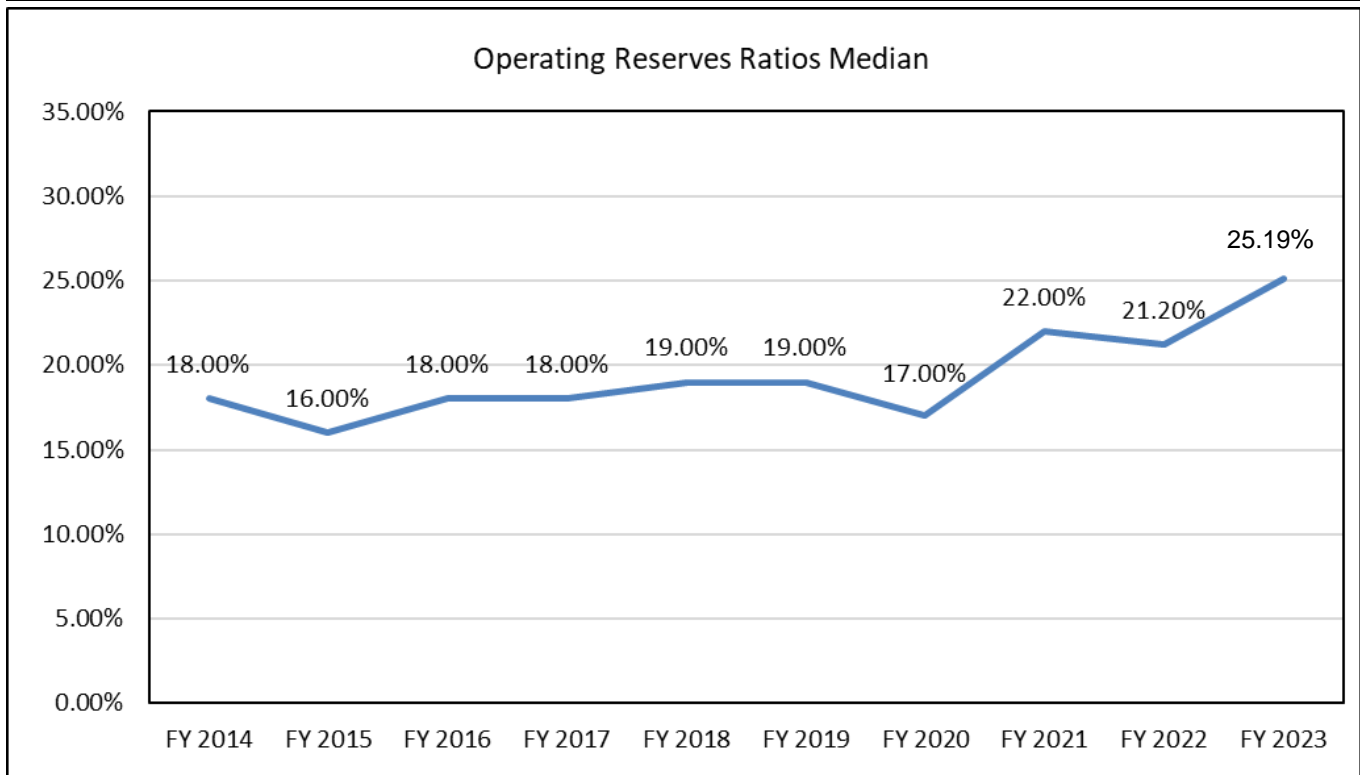


* The designation of substandard ratios was developed by the Private Provider Cost Increases, Financial Condition & Sources of Revenue Work Group of the Commission on Non-Profit Health and Human Services based on their review of the literature. The exception is the Savings Indicator standard, which is based on work done by the Boston Foundation.

Purchase of Service Contracts Annual Report FY 2024

Operating Reserves Ratio: This measure compares the amount of reserves (available net assets) a non-profit has compared to its annual expenses and helps indicate the ability of a provider to deal with unforeseen circumstances.

<i>Operating Reserves Ratio</i>	<i>Definition: Operating Reserves/Annual Operating Expenses</i>				
	<i>All</i>	<i>Revenues Less than \$2m</i>	<i>Revenues \$2m to \$10m</i>	<i>Revenues \$10m +</i>	
Substandard Ratio*	# of Providers	Less than 25%	Less than 25%	Less than 25%	Less than 25%
Median FY 2014	83	18.00%	21.40%	20.70%	17.80%
Median FY 2015	82	16.00%	13.00%	21.00%	13.00%
Median FY 2016	81	18.00%	14.00%	22.00%	18.00%
Median FY 2017	75	18.00%	8.00%	31.00%	18.00%
Median FY 2018	68	19.00%	0.30%	27.80%	17.30%
Median FY 2019	67	19.00%	0.00%	25.10%	18.50%
Median FY 2020	69	17.00%	5.00%	21.00%	15.00%
Median FY 2021	66	22.00%	14.00%	27.00%	20.00%
Median FY 2022	63	21.20%	7.00%	22.00%	21.00%
Median FY 2023	62	25.19%	25.15%	39.00%	23.00%
# of Non-profits sampled - 2023		62	5	23	34
# more than 25%		32	3	13	16
# 10-25%		11	1	2	8
# 0-10%		12	1	5	6
# less than 0%		7	0	3	4
2023: % more than 25%		51.61%	60.00%	56.52%	47.06%
2023: % 10-25%		17.74%	20.00%	8.70%	23.53%
2023: % 0-10%		19.35%	20.00%	21.74%	17.65%
2023: % less than 0%		11.29%	0.00%	13.04%	11.76%

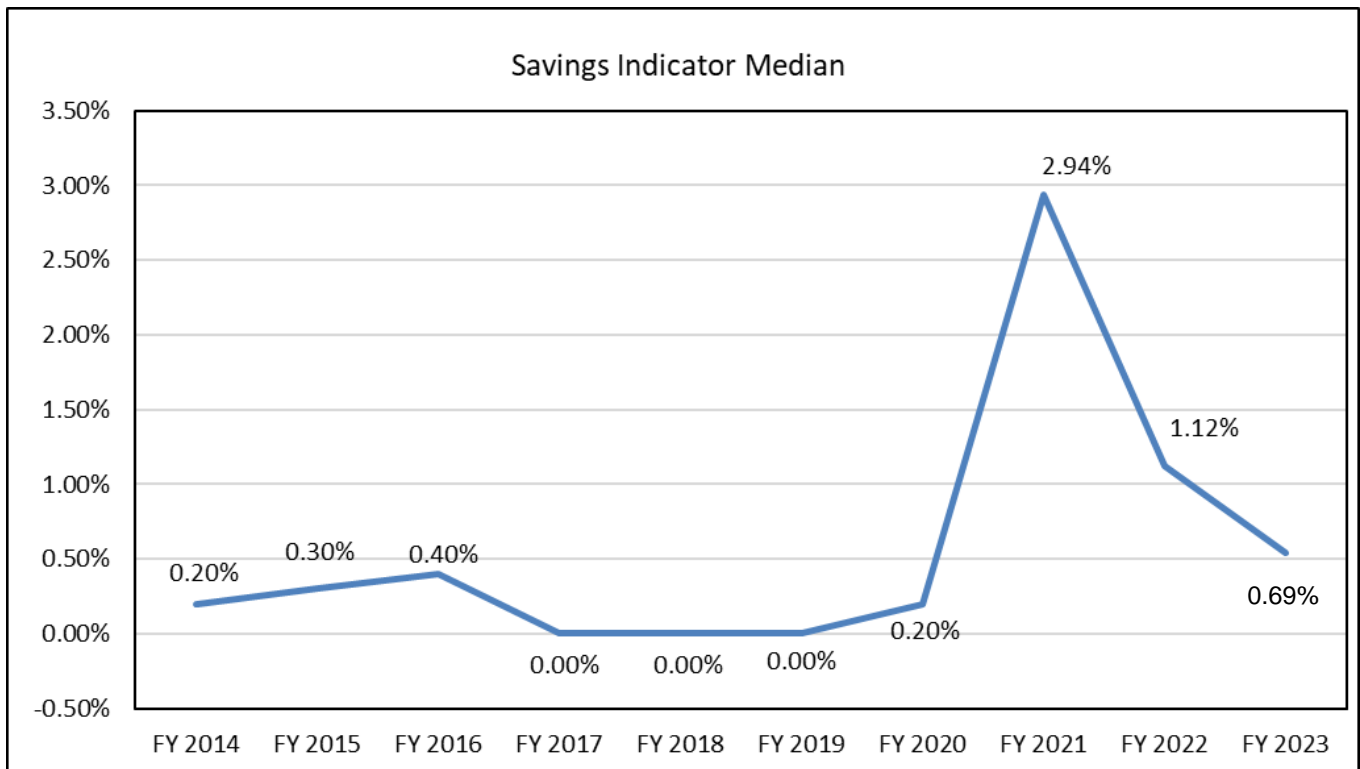


* The designation of substandard ratios was developed by the Private Provider Cost Increases, Financial Condition & Sources of Revenue Work Group of the Commission on Non-Profit Health and Human Services based on their review of the literature. The exception is the Savings Indicator standard, which is based on work done by the Boston Foundation.

Purchase of Service Contracts Annual Report FY 2024

Savings Indicator: This measure compares annual operating surpluses or losses against annual expenses. A positive ratio would indicate some level of increase in savings.

<i>Savings Indicator</i>	<i>Definition: (Revenue - Expenses)/Total Expense</i>				
	All	Revenues Less than \$2m	Revenues \$2m to \$10m	Revenues \$10m +	
Substandard Ratio*	# of Providers	Less than 2%	Less than 2%	Less than 2%	Less than 2%
Median FY 2014	83	0.20%	3.30%	-0.10%	0.40%
Median FY 2015	82	0.30%	0.20%	-0.10%	0.60%
Median FY 2016	81	0.40%	-2.40%	0.50%	1.00%
Median FY 2017	75	0.00%	-2.10%	0.09%	0.03%
Median FY 2018	68	0.00%	0.00%	0.87%	0.00%
Median FY 2019	67	0.00%	0.00%	0.00%	0.00%
Median FY 2020	69	0.20%	2.20%	0.90%	-0.10%
Median FY 2021	66	2.94%	8.40%	0.70%	1.30%
Median FY 2022	63	1.12%	1.90%	1.00%	1.10%
Median FY 2023	62	0.69%	1.42%	0.39%	0.76%
# of Non-profits sampled - 2023		62	5	23	34
# more than 5%		13	1	4	8
# 2-5%		9	1	2	6
# 0-2%		13	1	6	6
# less than 0%		27	2	11	14
2023: % more than 5%		20.97%	20.00%	17.39%	23.53%
2023: % 2-5%		14.52%	20.00%	8.70%	17.65%
2023: % 0-2%		20.97%	20.00%	26.09%	17.65%
2023: % less than 0%		43.55%	40.00%	47.83%	41.18%

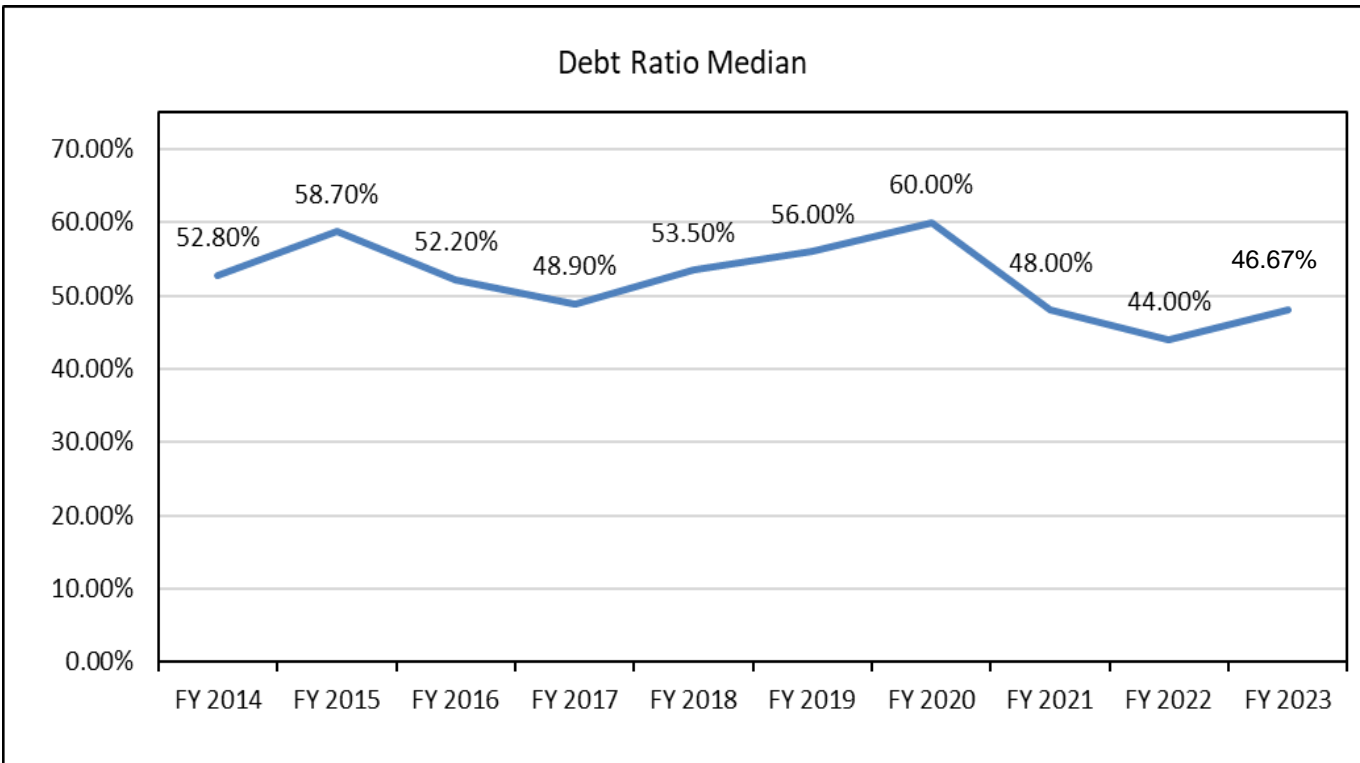


* The designation of substandard ratios was developed by the Private Provider Cost Increases, Financial Condition & Sources of Revenue Work Group of the Commission on Non-Profit Health and Human Services based on their review of the literature. The exception is the Savings Indicator standard, which is based on work done by the Boston Foundation.

Purchase of Service Contracts Annual Report FY 2024

Debt Ratio: This measure compares total debt to total assets. The higher the percentage of debt, the less financial flexibility an entity has.

Debt Ratio	Definition: Average Total Debt/Average Total Assets				
	All	Revenues Less than \$2m	Revenues \$2m to \$10m	Revenues \$10m +	
Substandard Ratio*	# of Providers	Over 50%	Over 50%	Over 50%	Over 50%
Median FY 2014	83	52.80%	59.10%	45.70%	59.20%
Median FY 2015	82	58.70%	59.30%	45.90%	61.90%
Median FY 2016	81	52.20%	38.70%	49.70%	52.60%
Median FY 2017	75	48.90%	63.80%	45.20%	48.90%
Median FY 2018	68	53.50%	98.30%	49.70%	47.60%
Median FY 2019	67	56.00%	98.70%	56.70%	54.60%
Median FY 2020	69	60.00%	81.10%	60.00%	58.00%
Median FY 2021	66	48.00%	48.90%	42.40%	48.90%
Median FY 2022	63	44.00%	61.30%	48.40%	44.00%
Median FY 2023	62	46.67%	44.20%	43.70%	49.80%
# of Non-profits sampled - 2023		62	5	23	34
# more than 100%		5	0	2	3
# 50-100%		24	2	8	14
# 25-50%		18	1	6	11
# 0-25%		15	2	7	6
2023: % more than 100%		8.06%	0.00%	8.70%	8.82%
2023: % 50-100%		38.71%	40.00%	34.78%	41.18%
2023: % 25-50%		29.03%	20.00%	26.09%	32.35%
2023: % 0-25%		24.19%	40.00%	30.43%	17.65%

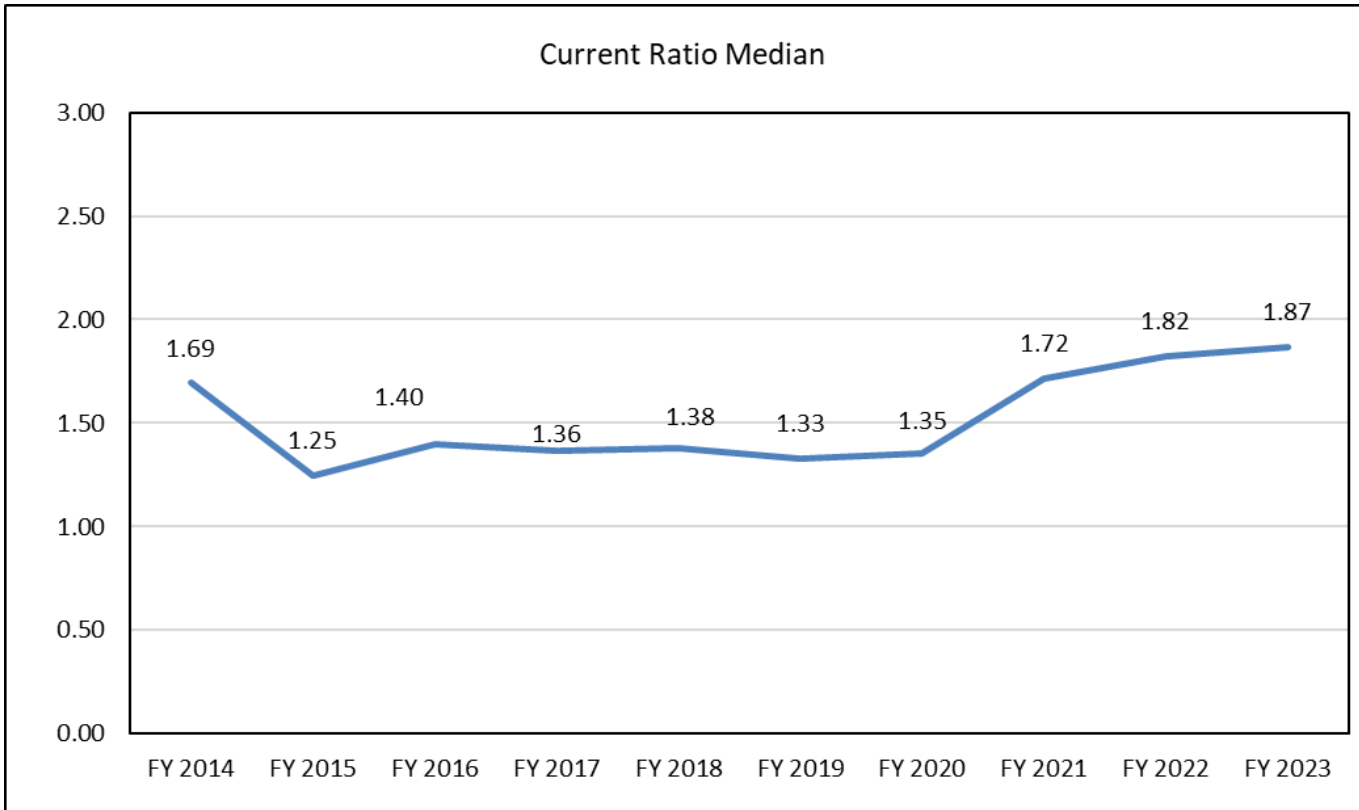


* The designation of substandard ratios was developed by the Private Provider Cost Increases, Financial Condition & Sources of Revenue Work Group of the Commission on Non-Profit Health and Human Services based on their review of the literature. The exception is the Savings Indicator standard, which is based on work done by the Boston Foundation.

Purchase of Service Contracts Annual Report FY 2024

Current Ratio: This is another liquidity measure in which current (i.e. more liquid) assets are compared to current (i.e. more immediate) liabilities.

Current Ratio	Definition: Current Assets/Current Liabilities				
	# of Providers	All	Revenues Less than \$2m	Revenues \$2m to \$10m	Revenues \$10m +
Substandard Ratio*		Under 2	Under 2	Under 2	Under 2
Median FY 2014	83	1.69	1.75	1.74	1.39
Median FY 2015	82	1.25	1.18	1.15	1.32
Median FY 2016	81	1.40	1.22	1.39	1.39
Median FY 2017	75	1.36	1.04	1.87	1.21
Median FY 2018	68	1.38	1.21	1.51	1.24
Median FY 2019	67	1.33	0.93	1.82	1.32
Median FY 2020	69	1.35	1.31	1.91	1.35
Median FY 2021	66	1.72	2.69	2.52	1.57
Median FY 2022	63	1.82	1.59	1.93	1.46
Median FY 2023	62	1.87	1.98	1.98	1.73
# of Non-profits sampled - 2023		62	5	23	34
# 2 or more		28	2	11	15
# 1-2		27	3	7	17
# 0-1		7	0	5	2
2023: % with ratio of 2 or more		45.16%	40.00%	47.83%	44.12%
2023: % with ratio between 1 - 2		43.55%	60.00%	30.43%	50.00%
2023: % with ratio between 0 - 1		11.29%	0.00%	21.74%	5.88%



* The designation of substandard ratios was developed by the Private Provider Cost Increases, Financial Condition & Sources of Revenue Work Group of the Commission on Non-Profit Health and Human Services based on their review of the literature. The exception is the Savings Indicator standard, which is based on work done by the Boston Foundation.

Purchase of Service Contracts Annual Report FY 2024

INQUIRIES

- For further information concerning this report, contact the following at OPM:

Kevin Meakem	Procurement Policy Development Coordinator	Kevin.Meakem@ct.gov	860-418-6313
Kimberly E. Kennison	Executive Financial Officer	Kimberly.Kennison@ct.gov	860-418-6422

- For further information concerning the detailed contract data included in this report, contact the contracting state agency as follows:

Department of Aging and Disability Services	Jasmine Berry	Jasmine.Berry@ct.gov	860-424-4976
Department of Children and Families	Melanie Sparks	Melanie.Sparks@ct.gov	860-550-6545
Department of Correction	Michael Lettieri	Michael.Lettieri@ct.gov	860-692-6261
Department of Developmental Services	Sean Bannon	Sean.Bannon@ct.gov	860-418-6040
Department of Housing	Melvin Castillo	Melvin.Castillo@ct.gov	860-270-8220
Department of Mental Health & Addiction Services	Jacqueline Stevens	Jacqueline.Stevens@ct.gov	860-418-6657
Department of Public Health	Nick Jakubowski	Nicholas.Jakubowski@ct.gov	860-509-7225
Department of Social Services	Anila Ceka	Anila.Ceka@ct.gov	860-424-5082
Office of Early Childhood	Catherine Lenihan	Catherine.Lenihan@ct.gov	860-500-4436

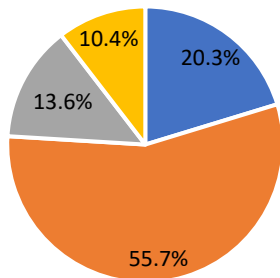
POS FY 2024 and FY 2023 Contracts and Payments Comparison

FY 2024	Total # of Contracts	Percent	General Fund	Percent	Federal Fund	Percent	Other Fund ₃	Percent	Total Payments	Percent
Competitive (Y)	309	20.3%	\$366,593,623	16.8%	\$229,663,795	40.5%	\$7,428,613	25.2%	\$603,686,032	21.7%
Non-Competitive (N)	848	55.7%	\$683,139,854	31.3%	\$327,477,422	57.8%	\$19,568,304	66.4%	\$1,030,185,581	37.1%
Exempt (E) ₁	207	13.6%	\$26,735,671	1.2%	\$9,278,401	1.6%	\$2,466,376	8.4%	\$38,480,448	1.4%
Qualified (Q) ₂	159	10.4%	\$1,106,077,504	50.7%	\$0	0.0%	\$0	0.0%	\$1,106,077,504	39.8%
Total	1523	100%	\$2,182,546,653	100%	\$566,419,619	100%	\$29,463,293	100%	\$2,778,429,565	100%

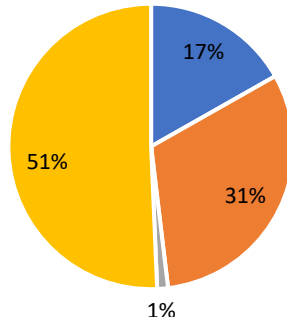
FY 2023	Total # of Contracts	Percent	General Fund	Percent	Federal Fund	Percent	Other Fund ₃	Percent	Total Payments	Percent
Competitive (Y)	299	21.2%	\$281,637,380	22.0%	\$183,695,003	34.0%	\$8,434,271	1.1%	\$473,766,654	18.3%
Non-Competitive (N)	801	56.7%	\$663,548,630	51.8%	\$342,381,975	63.4%	\$39,471,822	5.2%	\$1,045,402,427	40.4%
Exempt (E) ₁	159	11.3%	\$23,041,304	1.8%	\$14,176,187	2.6%	\$1,836,737	0.2%	\$39,054,227	1.5%
Qualified (Q) ₂	153	10.8%	\$312,357,475	24.4%	\$0	0.0%	\$714,324,803	93.5%	\$1,026,682,278	39.7%
Total	1412	100%	\$1,280,584,789	100%	\$540,253,164	100%	\$764,067,633	100%	\$2,584,905,586	100%

1. Exempt contracts are no more than \$50,000, contracts with cities and towns for pass through funds and political subdivisions.
2. Qualified contracts are for new and existing DDS providers who qualified to provider services according to the qualification process.
3. The other fund column can include non-federal grants, pass through state grants, and restricted state grants.

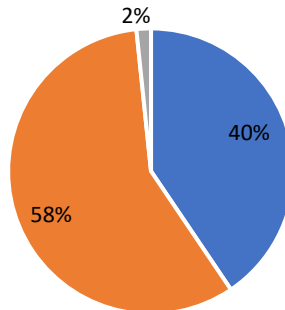
Total # of Contracts



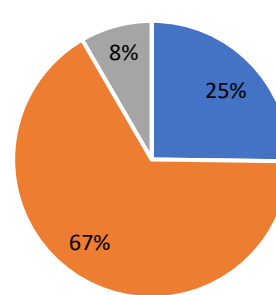
General Fund



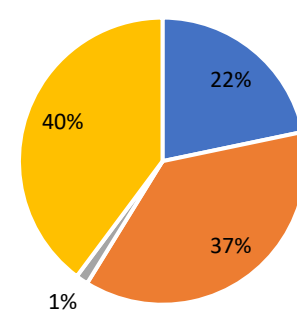
Federal Fund



Other Fund ₃



Total Payments



■ Competitive (C)
 ■ Non-Competitive (N)
 ■ Exempt (E)
 ■ Qualified (Q)

POS FY 2024 Competitive Analysis by Agency

Agency	# of Competitive Contracts	Competitive Payments	# of Non-Competitive Contracts ₁	Non-Competitive Payments	# of Exempt Contracts ₂	Exempt Payments	# of Qualified Contracts ₃	Qualified Payments	Total # of Contracts	Total Payments
Department of Aging and Disability Services	10	\$1,423,329	81	\$39,394,470	15	\$82,303	0	\$0	106	\$40,900,102
Department of Children and Families	11	\$15,611,743	78	\$244,475,332	2	\$302,858	0	\$0	91	\$260,389,933
Department of Correction	17	\$77,206,198	27	\$14,807,817	8	\$35,497	0	\$0	52	\$92,049,512
Department of Development Services	1	\$2,382,470	10	\$6,040,607	2	\$603,870	159	\$1,106,077,504	172	\$1,115,104,450
Department of Housing	125	\$250,928,041	69	\$28,499,803	17	\$1,264,494	0	\$0	211	\$280,692,338
Department of Mental Health & Addiction Services	25	\$7,152,389	282	\$401,892,544	29	\$709,511	0	\$0	336	\$409,754,444
Department of Public Health	34	\$7,833,400	108	\$66,197,472	105	\$14,294,725	0	\$0	247	\$88,325,597
Department of Social Services	13	\$175,518,988	142	\$184,074,544	1	\$25,000	0	\$0	156	\$359,618,532
Division of Criminal Justice	0	\$0	4	\$260,320	0	\$0	0	\$0	4	\$260,320
Office of Early Childhood	73	\$65,629,474	47	\$44,542,671	28	\$21,162,192	0	\$0	148	\$131,334,336
Total	309	\$603,686,032	848	\$1,030,185,581	207	\$38,480,448	159	\$1,106,077,504	1523	\$2,778,429,565

1. The Department of Mental Health and Addiction Services and The Department of Children and Families work with hundreds of services/programs and efficiently consolidate their contracts by each provider. While the number of non-competitive contracts may seem high, various services within a contract have indeed been procured through an RFP process. Due to system limitations, OPM is unable to report at the program level. Therefore, the detail by agency report identifies these contracts as "mixed contracts" using the letter "M" to properly classify these agencies contracts. The summary details above sort these "mixed contracts" into competitive and non-competitive statuses based on data in Core-CT, which does not properly classify the agencies contract mix percentages.

2. Exempt contracts are no more than \$50,000, contracts with cities and towns for pass through funds and political subdivisions.

3. Qualified contracts are for new and existing DDS providers who qualified to provider services according to a qualification process.

POS FY 2024 Summary Report by Agency

Agency	Total Contracts	Payments				Cumulative Contract Total Amount ₃	Cumulative Contract Payment ₄	Cumulative Contract Balance Remaining ₅
		General Fund	Federal Fund	Other Fund ₁	Total FY 2024 ₂			
Department of Aging and Disability Services	106	\$9,791,588	\$30,980,513	\$128,002	\$40,900,102	\$191,188,684	\$111,504,688	\$79,683,996
Department of Children and Families	91	\$223,506,698	\$32,223,220	\$4,660,015	\$260,389,933	\$826,571,859	\$540,366,687	\$286,205,172
Department of Correction	52	\$90,280,437	\$1,683,573	\$85,502	\$92,049,512	\$452,709,721	\$316,581,082	\$136,128,639
Department of Development Services	172	\$1,115,104,450	\$0	\$0	\$1,115,104,450	\$3,436,426,970	\$3,050,308,736	\$386,118,234
Department of Housing	211	\$119,952,546	\$157,063,834	\$3,675,958	\$280,692,338	\$1,609,350,694	\$1,247,917,749	\$361,432,945
Department of Mental Health & Addiction Services	336	\$346,750,300	\$53,339,259	\$9,664,885	\$409,754,444	\$1,310,694,164	\$822,085,312	\$488,608,852
Department of Public Health	247	\$12,876,056	\$64,796,096	\$10,653,445	\$88,325,597	\$499,150,449	\$301,548,679	\$197,601,770
Department of Social Services	156	\$153,089,492	\$205,933,554	\$595,486	\$359,618,532	\$2,654,125,511	\$1,652,986,254	\$1,001,139,257
Division of Criminal Justice	4	\$0	\$260,320	\$0	\$260,320	\$625,000	\$260,320	\$364,680
Office of Early Childhood	148	\$111,195,087	\$20,139,250	\$0	\$131,334,336	\$476,464,828	\$310,329,450	\$166,135,378
Total	1523	\$2,182,546,653	\$566,419,619	\$29,463,293	\$2,778,429,565	\$11,457,307,880	\$8,353,888,957	\$3,103,418,923

1. The other fund column can include non-federal grants, pass through state grants, bond funds, and restricted state grants.
2. The total FY 2024 column represents total payments for the combined general fund, federal fund, and other fund.
3. The cumulative contract total amount is an estimate of what the contract will cost throughout the entirety of its term.
4. The cumulative contract payment is the sum of all payments that have been made on a contract from the beginning of its term through the end of FY 2024.
5. The cumulative contract balance remaining is the difference between the cumulative contract total amount and the cumulative contract payment.

POS FY 2024 Report Detail by Agency

Agency	Supplier Name	Contract ID #	Contract Description	Competitive ₁	Payments				Terms				
					General Fund	Federal Fund	Other Fund ₂	Total FY 2024 ₃	Contract Begin Date	Contract Expire Date	Cumulative Contract Total Amount ₄	Cumulative Contract Payments ₅	Cumulative Contract Balance Remaining ₆
Department of Aging and Disability Services	ABILITY BEYOND DISABILITY INC	18SDR6201AC	18SDR6201AC-CRP	Y	\$44,691	\$0	\$0	\$44,691	9/1/2018	8/31/2023	\$1,714,814	\$183,665	\$1,531,149
Department of Aging and Disability Services	ABILITY BEYOND DISABILITY INC	22SDR6301AC	Line 1	N	\$0	\$1,016	\$0	\$1,016	4/1/2022	9/30/2026	\$111,000	\$1,016	\$109,985
Department of Aging and Disability Services	ACCESS INDEPENDENCE INC	20SDR6201HU	20SDR6201HU-Ind.Living	N	\$214,239	\$46,055	\$0	\$260,294	10/1/2020	9/30/2024	\$943,332	\$794,525	\$148,807
Department of Aging and Disability Services	ACCESS INDEPENDENCE INC	22SDRCAP01AIX	22SDRCAP01AIX CHOICES 23128	N	\$0	\$75,327	\$0	\$75,327	11/1/2022	9/30/2024	\$112,378	\$97,720	\$14,658
Department of Aging and Disability Services	ACCESS INDEPENDENCE INC	22SDRMIPADR01AIX	22SDRMIPADR01AIX MIP ADR	N	\$0	\$19,127	\$0	\$19,127	9/1/2022	8/31/2026	\$140,000	\$45,336	\$94,664
Department of Aging and Disability Services	AGENCY ON AGING OF SOUTH CENTRAL	20SDRFED01SCA	20SDRFED01SCA-FED	N	\$0	\$3,575,478	\$0	\$3,575,478	10/1/2020	9/30/2025	\$16,591,193	\$11,638,828	\$4,952,365
Department of Aging and Disability Services	AGENCY ON AGING OF SOUTH CENTRAL	20SDRHIC01SCA	20SDRHIC01SCA-Choices	N	\$84,875	\$80,469	\$0	\$165,344	7/1/2020	6/30/2025	\$1,125,000	\$667,186	\$457,814
Department of Aging and Disability Services	AGENCY ON AGING OF SOUTH CENTRAL	20SDRMIP01SCA	20SDRMIP01SCA-MIPPA-21	N	\$0	\$57,373	\$0	\$57,373	9/1/2020	8/31/2023	\$215,000	\$147,561	\$67,439
Department of Aging and Disability Services	AGENCY ON AGING OF SOUTH CENTRAL	22SDRARP01SCA	ARP-III B	N	\$0	\$1,121,000	\$0	\$1,121,000	4/1/2022	9/30/2024	\$2,871,456	\$1,656,000	\$1,215,456
Department of Aging and Disability Services	AGENCY ON AGING OF SOUTH CENTRAL	22SDRRES01SCA	Alz.Prog	N	\$0	\$1,400	\$0	\$1,400	4/1/2022	12/31/2024	\$139,056	\$1,400	\$137,656
Department of Aging and Disability Services	AGENCY ON AGING OF SOUTH CENTRAL	22SDRSFA01SCA	AAA Support - Match	N	\$1,270,372	\$0	\$0	\$1,270,372	7/1/2022	6/30/2027	\$6,113,637	\$2,427,511	\$3,686,126
Department of Aging and Disability Services	AGENCY ON AGING OF SOUTH CENTRAL	23SDRMIP01SCA	Agency on Aging of South Central CT MIPPA SFY24-26	N	\$0	\$11,133	\$0	\$11,133	9/1/2023	8/31/2026	\$270,000	\$11,133	\$258,867
Department of Aging and Disability Services	AGENCY ON AGING OF SOUTH CENTRAL	23SDRSMP02SCA	The Senior Medicare Patrol (SMP) Program	N	\$0	\$56,861	\$0	\$56,861	9/1/2023	5/31/2026	\$183,444	\$56,861	\$126,583
Department of Aging and Disability Services	AMERICAN SCHOOL FOR THE DEAF	22SDR6201AY	22SDR6201AY A1 outreach to deaf	N	\$0	\$457,949	\$0	\$457,949	5/18/2022	12/31/2024	\$1,450,000	\$807,945	\$642,055
Department of Aging and Disability Services	AREA COOPERATIVE EDUCATIONAL SERVICES	19SDR6201BF	19SDR6201BF - EOP	E	\$4,563	\$0	\$0	\$4,563	3/1/2019	12/31/2025	\$36,000	\$16,552	\$19,448
Department of Aging and Disability Services	AREA COOPERATIVE EDUCATIONAL SERVICES	23SDR6201BF	Assistive Technology	N	\$0	\$21,301	\$0	\$21,301	7/1/2023	9/30/2026	\$165,000	\$21,301	\$143,699
Department of Aging and Disability Services	ASSOCIATES FOR TRAINING AND DEVELOPMENT	19SDRSCS01A4T	Senior Community Service Employment Program	Y	\$0	\$759,934	\$0	\$759,934	10/1/2019	6/30/2025	\$5,269,656	\$3,839,751	\$1,429,905
Department of Aging and Disability Services	ASSOCIATES FOR TRAINING AND DEVELOPMENT	21SDRSCSA4TD3FG	21SDRSCSA4TD3FG-Sr. Comm. Serv	N	\$0	\$25,562	\$0	\$25,562	5/25/2021	12/31/2022	\$222,056	\$151,773	\$70,283
Department of Aging and Disability Services	BLIND SAVVY USA LLC	24SDRBSB01BSU	Silver Summit for Blind consumers and families	N	\$0	\$89,650	\$0	\$89,650	5/21/2024	6/30/2026	\$268,950	\$89,650	\$179,300
Department of Aging and Disability Services	CAPITOL REGION EDUCATION COUNCIL	18SDR6202QW	18SDR6202QW-Asst. Tech.	N	\$1,685	\$24,000	\$0	\$25,685	10/1/2018	9/30/2024	\$214,000	\$148,484	\$65,516
Department of Aging and Disability Services	CAPITOL REGION EDUCATION COUNCIL	19SDR6202QW	19SDR6202QW EOP	N	\$3,785	\$0	\$0	\$3,785	3/1/2019	12/31/2021	\$65,000	\$29,647	\$35,353
Department of Aging and Disability Services	CENTER FOR MEDICARE ADVOCACY INC	21SDRHIC01CMA	21SDRHIC01CMA-medicare legal	N	\$650,287	\$5,250	\$0	\$655,537	7/1/2021	7/30/2024	\$1,883,839	\$1,882,089	\$1,750
Department of Aging and Disability Services	CHAPEL HAVEN SCHLEIFER CENTER INC	19SDR6201DP	19SDR6201DP-EOP	E	\$1,719	\$0	\$0	\$1,719	3/1/2019	12/31/2025	\$10,000	\$5,772	\$4,228
Department of Aging and Disability Services	CMPERRY VOCATIONAL & CONSULTING LLC	19SDR6203DS	19SDR6203DS-EOP	E	\$3,330	\$0	\$0	\$3,330	3/1/2019	12/31/2025	\$30,000	\$21,879	\$8,121
Department of Aging and Disability Services	CMPERRY VOCATIONAL & CONSULTING LLC	21SDR6203DS	21SDR6203DS CMPerry	E	\$0	\$0	\$15,501	\$15,501	9/16/2021	8/31/2025	\$40,000	\$34,228	\$5,772

POS FY 2024 Report Detail by Agency

Agency	Supplier Name	Contract ID #	Contract Description	Competitive ₁	Payments				Terms				
					General Fund	Federal Fund	Other Fund ₂	Total FY 2024 ₃	Contract Begin Date	Contract Expire Date	Cumulative Contract Total Amount ₄	Cumulative Contract Payments ₅	Cumulative Contract Balance Remaining ₆
Department of Aging and Disability Services	COLLEGE AUTISM SPECTRUM LLC	21SDR6203HX	21SDR6203HX-AutismSpec.Disord	E	\$0	\$5,863	\$0	\$5,863	4/1/2021	3/31/2025	\$35,000	\$16,188	\$18,813
Department of Aging and Disability Services	COMMUNICATION ADVOCACY NETWORK INC	21SDR8403GO	21SDR8403GO BESB22	N	\$115,311	\$0	\$0	\$115,311	7/1/2021	6/30/2025	\$424,059	\$299,517	\$124,542
Department of Aging and Disability Services	COMPROLLER OF MARYLAND	23SDRCTP01UMD	CT Path.Intg.Employment	Y	\$0	\$469,879	\$0	\$469,879	5/1/2023	5/31/2027	\$6,015,422	\$1,127,709	\$4,887,713
Department of Aging and Disability Services	CONNECTICUT COMMUNITY CARE INC	20SDR6301CC	20SDR6301CC Fall prevention	N	\$0	\$0	\$50,000	\$50,000	10/1/2020	6/30/2026	\$360,674	\$257,398	\$103,276
Department of Aging and Disability Services	CONNECTICUT COMMUNITY CARE INC	22SDRAWC01CCC	CTAWC -21	N	\$0	\$100,000	\$0	\$100,000	8/1/2022	9/30/2024	\$216,667	\$191,667	\$25,000
Department of Aging and Disability Services	CONNECTICUT COMMUNITY CARE INC	22SDRRES01CCC	Line 1	N	\$0	\$112,447	\$0	\$112,447	7/1/2022	12/31/2024	\$170,000	\$128,385	\$41,615
Department of Aging and Disability Services	CONNECTICUT COMMUNITY CARE INC	23SDRCHL01CCC	SFY2024 CT Healthy Living Collective	N	\$24,583	\$0	\$62,501	\$87,084	8/15/2023	6/30/2025	\$183,334	\$87,084	\$96,250
Department of Aging and Disability Services	DISABILITIES NETWORK OF EASTERN	18SDR6201HT	18SDR6201HT-CRP	Y	\$452	\$0	\$0	\$452	9/1/2018	8/31/2023	\$373,200	\$13,710	\$359,490
Department of Aging and Disability Services	DISABILITIES NETWORK OF EASTERN	20SDR6201HT	20SDR6201HT-Ind.Living	N	\$225,056	\$42,550	\$0	\$267,606	10/1/2020	9/30/2024	\$943,332	\$797,806	\$145,526
Department of Aging and Disability Services	EASTCONN	18SDR6201IK	18SDR6201IK-Asst.Tech.	N	\$0	\$44,456	\$0	\$44,456	10/1/2018	9/30/2024	\$284,000	\$177,329	\$106,671
Department of Aging and Disability Services	EASTER SEAL REHABILITATION CENTER OF	21SDR6211IN	21SDR6211IN-DriverTrain	N	\$325	\$0	\$0	\$325	8/1/2021	7/31/2023	\$100,000	\$30,653	\$69,347
Department of Aging and Disability Services	EASTER SEAL REHABILITATION CENTER OF	23SDRCRP01ESW	CommRehab.Provider	N	\$1,498	\$0	\$0	\$1,498	9/1/2023	8/31/2025	\$300,000	\$1,498	\$298,502
Department of Aging and Disability Services	EASTERN CT AREA AGENCY ON AGING	17SDRCHS01ECA	Congregate housing services in Eastern CT	N	\$30,414	\$132,519	\$0	\$162,933	1/1/2017	12/31/2023	\$1,612,056	\$1,358,238	\$253,818
Department of Aging and Disability Services	EASTERN CT AREA AGENCY ON AGING	20SDRFED01ECA	20SDRFED01ECA Federal	N	\$0	\$3,517,696	\$0	\$3,517,696	10/1/2020	9/30/2025	\$16,777,189	\$12,541,703	\$4,235,486
Department of Aging and Disability Services	EASTERN CT AREA AGENCY ON AGING	20SDRHIC01ECA	20SDRHIC01ECA-Choices	N	\$89,358	\$86,064	\$0	\$175,422	7/1/2020	6/30/2025	\$1,125,000	\$689,553	\$435,447
Department of Aging and Disability Services	EASTERN CT AREA AGENCY ON AGING	20SDRMIP01ECA	20SDRMIP01ECA MIPPA 21	N	\$0	\$34,167	\$0	\$34,167	9/1/2020	8/31/2023	\$215,000	\$149,753	\$65,247
Department of Aging and Disability Services	EASTERN CT AREA AGENCY ON AGING	20SDRSMP01ECA	20SDRSMP01ECA Sr. Medicare	N	\$0	\$12,987	\$0	\$12,987	7/1/2020	6/30/2023	\$175,826	\$155,826	\$20,000
Department of Aging and Disability Services	EASTERN CT AREA AGENCY ON AGING	22SDRARP01ECA	ARP-III B	N	\$0	\$1,657,093	\$0	\$1,657,093	4/1/2022	9/30/2024	\$2,837,058	\$2,811,366	\$25,692
Department of Aging and Disability Services	EASTERN CT AREA AGENCY ON AGING	22SDRRES01ECA	22SDRRES01ECA Respite	N	\$0	\$138,612	\$0	\$138,612	4/1/2022	12/31/2024	\$138,612	\$138,612	\$0
Department of Aging and Disability Services	EASTERN CT AREA AGENCY ON AGING	22SDRSFA01ECA	AAA Support	N	\$1,263,093	\$0	\$0	\$1,263,093	7/1/2022	6/30/2027	\$6,292,220	\$2,424,170	\$3,868,050
Department of Aging and Disability Services	EASTERN CT AREA AGENCY ON AGING	23SDRMIP01ECA	Eastern CT Agency on Aging MIPPA SFY24-26	N	\$0	\$11,864	\$0	\$11,864	9/1/2023	8/31/2026	\$270,000	\$11,864	\$258,136
Department of Aging and Disability Services	EASTERN CT AREA AGENCY ON AGING	23SDRSMP02ECA	The Senior Medicare Patrol (SMP) Program	N	\$0	\$141,148	\$0	\$141,148	9/1/2023	5/31/2026	\$423,444	\$141,148	\$282,296
Department of Aging and Disability Services	EASTERN CT AREA AGENCY ON AGING	24SDRCHS01ECA	Congregate housing services in Eastern CT	N	\$34,415	\$56,398	\$0	\$90,813	1/1/2024	12/31/2028	\$1,294,035	\$90,813	\$1,203,222
Department of Aging and Disability Services	GOODWILL INDUSTRIES OF SOUTHERN	19SDR6201IL	19SDR6201IL-EOP	E	\$2,583	\$0	\$0	\$2,583	3/1/2019	12/31/2025	\$40,000	\$17,132	\$22,868
Department of Aging and Disability Services	GOODWILL OF WESTERN AND NORTHERN	18SDR6201LD	18SDR6201LD-CRP	Y	\$6,123	\$0	\$0	\$6,123	9/1/2018	8/31/2023	\$2,782,696	\$74,904	\$2,707,792

POS FY 2024 Report Detail by Agency

Agency	Supplier Name	Contract ID #	Contract Description	Competitive ₁	Payments				Terms				
					General Fund	Federal Fund	Other Fund ₂	Total FY 2024 ₃	Contract Begin Date	Contract Expire Date	Cumulative Contract Total Amount ₄	Cumulative Contract Payments ₅	Cumulative Contract Balance Remaining ₆
Department of Aging and Disability Services	GREATER NEW HAVEN DISABILITY RIGHTS	20SDR6201LI	20SDR6201LI-Ind. Living	N	\$248,920	\$42,550	\$0	\$291,470	10/1/2020	9/30/2024	\$943,332	\$798,452	\$144,879
Department of Aging and Disability Services	INDEPENDENCE NORTHWEST INC	20SDR6201DI	20SDR6201DI-Ind. Living	N	\$215,945	\$45,750	\$0	\$261,694	10/1/2020	9/30/2024	\$943,332	\$790,921	\$152,410
Department of Aging and Disability Services	INDEPENDENCE NORTHWEST INC	22SDRCAP01INW	sid-2318	N	\$0	\$61,892	\$0	\$61,892	11/1/2022	9/30/2024	\$112,379	\$97,721	\$14,658
Department of Aging and Disability Services	INDEPENDENCE NORTHWEST INC	22SDRMIPADRO1NW	2023	N	\$0	\$19,127	\$0	\$19,127	9/1/2022	8/31/2026	\$140,000	\$45,336	\$94,665
Department of Aging and Disability Services	INDEPENDENCE UNLIMITED INC	20SDR6201NW	20SDR6201NW Ind.Living	N	\$243,863	\$49,550	\$0	\$293,413	10/1/2020	9/30/2024	\$943,331	\$801,690	\$141,641
Department of Aging and Disability Services	INDEPENDENT LIVING SOLUTIONS LLC	18SDR6203AO	18SDR6203AO-CRP	Y	\$19,400	\$0	\$0	\$19,400	9/1/2018	8/31/2023	\$1,624,262	\$127,228	\$1,497,034
Department of Aging and Disability Services	MARRAKECH INC	19SDR6201QZ	19SDR6201QZ-EOP	E	\$1,690	\$0	\$0	\$1,690	3/1/2019	12/31/2025	\$35,000	\$5,938	\$29,062
Department of Aging and Disability Services	MIDSTATE ARC INC	19SDR6201RT	19SDR6201RT-EOP	E	\$2,889	\$0	\$0	\$2,889	3/1/2019	12/31/2025	\$39,000	\$15,705	\$23,295
Department of Aging and Disability Services	MIDSTATE ARC INC	20SDR6201RT	20SDR6201RT Asst. Technology	N	\$0	\$22,000	\$0	\$22,000	12/1/2020	9/30/2024	\$90,000	\$64,000	\$26,000
Department of Aging and Disability Services	MINORITY CONSTRUCTION COUNCIL INC	24SDREAR01MCC	Home repairs elderly low income	N	\$150,000	\$0	\$0	\$150,000	3/1/2024	6/30/2025	\$300,000	\$150,000	\$150,000
Department of Aging and Disability Services	NAMI OF CONNECTICUT INC	21SDRHIC01NAMI	21SDRHIC01NAMI-choices	E	\$15,746	\$0	\$0	\$15,746	8/1/2021	6/30/2024	\$46,832	\$45,855	\$977
Department of Aging and Disability Services	NEW ENGLAND LOW VISION	22SDR6203YF	22SDR6203YF Asst. Tech.	N	\$19,028	\$32,676	\$0	\$51,703	1/1/2022	9/30/2026	\$111,000	\$65,393	\$45,607
Department of Aging and Disability Services	NORTH CENTRAL AREA AGENCY ON AGING INC	20SDRFED01NCA	20SDRFED01NCA-FED	N	\$0	\$6,447,012	\$0	\$6,447,012	10/1/2020	9/30/2025	\$20,719,891	\$14,643,240	\$6,076,651
Department of Aging and Disability Services	NORTH CENTRAL AREA AGENCY ON AGING INC	20SDRHIC01NCA	20SDRHIC01NCA-Choices	N	\$84,257	\$82,020	\$0	\$166,277	7/1/2020	6/30/2025	\$1,125,000	\$674,469	\$450,531
Department of Aging and Disability Services	NORTH CENTRAL AREA AGENCY ON AGING INC	20SDRMIP01NCA	20SDRMIP01NCA-MIPPA-21	N	\$0	\$52,740	\$0	\$52,740	9/1/2020	8/31/2023	\$215,000	\$119,931	\$95,069
Department of Aging and Disability Services	NORTH CENTRAL AREA AGENCY ON AGING INC	22SDRAR01NCA	ARP III B	N	\$0	\$1,521,563	\$0	\$1,521,563	4/1/2022	9/30/2024	\$3,583,336	\$2,413,969	\$1,169,367
Department of Aging and Disability Services	NORTH CENTRAL AREA AGENCY ON AGING INC	22SDRSFA01NCA	AAA Support - Match	N	\$1,597,972	\$0	\$0	\$1,597,972	7/1/2022	6/30/2027	\$6,902,181	\$2,945,547	\$3,956,634
Department of Aging and Disability Services	NORTH CENTRAL AREA AGENCY ON AGING INC	23SDRMIP01NCA	North Central Area Agency on Aging MIPPA SFY24-26	N	\$0	\$40,488	\$0	\$40,488	9/1/2023	8/31/2026	\$270,000	\$40,488	\$229,512
Department of Aging and Disability Services	NORTHWEST REGIONAL WORKFORCE	21SDR6201LK	21SDR6201LK WBLE	N	\$0	\$28,308	\$0	\$28,308	7/5/2021	12/31/2027	\$917,220	\$28,308	\$888,912
Department of Aging and Disability Services	NORTHWEST REGIONAL WORKFORCE	21SDRSCSNRW1LK	21SDRSCSNRW1LK-SDA Virt.Train	N	\$0	\$11,913	\$0	\$11,913	4/1/2021	6/30/2023	\$272,299	\$188,326	\$83,973
Department of Aging and Disability Services	PROJECT GENESIS INC	23SDRCRP01PGI	state-16004	N	\$4,300	\$0	\$0	\$4,300	9/1/2023	8/31/2025	\$900,000	\$4,300	\$895,700
Department of Aging and Disability Services	RUSS MCDANIEL CARPENTRY	19SDR6203HD	19SDR6203HD-EOP	E	\$5,270	\$0	\$0	\$5,270	3/1/2019	12/31/2025	\$32,000	\$23,764	\$8,236
Department of Aging and Disability Services	SEABIRD ENTERPRISES INC	19SDR6201XA	19SDR6201XA-EOP	E	\$1,516	\$0	\$0	\$1,516	3/1/2019	12/31/2025	\$15,000	\$7,360	\$7,640
Department of Aging and Disability Services	SHARP TRAINING INC	24SDREOP01STI	24SDREOP01STI -EOP	E	\$1,458	\$0	\$0	\$1,458	1/12/2024	12/31/2026	\$20,000	\$1,458	\$18,542
Department of Aging and Disability Services	SOUTHEASTERN EMPLOYMENT SERVICES LLC	18SDR6201XQ	18SDR6201XQ-CRP	Y	\$98,356	\$0	\$0	\$98,356	9/1/2018	8/31/2023	\$1,606,466	\$425,825	\$1,180,641

POS FY 2024 Report Detail by Agency

Agency	Supplier Name	Contract ID #	Contract Description	Competitive ₁	Payments				Terms				
					General Fund	Federal Fund	Other Fund ₂	Total FY 2024 ₃	Contract Begin Date	Contract Expire Date	Cumulative Contract Total Amount ₄	Cumulative Contract Payments ₅	Cumulative Contract Balance Remaining ₆
Department of Aging and Disability Services	SOUTHWESTERN CONNECTICUT AGENCY ON	20SDRFED01SWA	20SDRFED01SWA Federal	N	\$0	\$2,981,171	\$0	\$2,981,171	10/1/2020	9/30/2025	\$16,486,725	\$11,540,536	\$4,946,189
Department of Aging and Disability Services	SOUTHWESTERN CONNECTICUT AGENCY ON	20SDRHIC01SWA	20SDRHIC01SWA-Choices	N	\$92,796	\$89,728	\$0	\$182,524	7/1/2020	6/30/2025	\$1,125,000	\$702,507	\$422,493
Department of Aging and Disability Services	SOUTHWESTERN CONNECTICUT AGENCY ON	20SDRMIP01SWA	20SDRMIP01SWA-MIPPA-21	N	\$0	\$10,475	\$0	\$10,475	9/1/2020	8/31/2023	\$121,503	\$116,897	\$4,606
Department of Aging and Disability Services	SOUTHWESTERN CONNECTICUT AGENCY ON	22SDRARP01SWA	ARP III B	N	\$0	\$915,832	\$0	\$915,832	4/1/2022	9/30/2024	\$2,846,031	\$2,846,031	\$0
Department of Aging and Disability Services	SOUTHWESTERN CONNECTICUT AGENCY ON	22SDRSFA01SWA	#N/A	N	\$1,232,971	\$0	\$0	\$1,232,971	7/1/2022	6/30/2027	\$6,175,875	\$2,368,164	\$3,807,711
Department of Aging and Disability Services	SOUTHWESTERN CONNECTICUT AGENCY ON	22SDRRES01SWA	22SDRRES01SWA-Alz	N	\$0	\$17,446	\$0	\$17,446	4/1/2022	12/31/2024	\$138,728	\$138,728	\$0
Department of Aging and Disability Services	SOUTHWESTERN CONNECTICUT AGENCY ON	23SDRMIP02SWA	Southwestern CT Agency on Aging MIPPA SFY24-26	N	\$0	\$45,199	\$0	\$45,199	9/1/2023	8/31/2026	\$270,000	\$45,199	\$224,801
Department of Aging and Disability Services	SOUTHWESTERN CONNECTICUT AGENCY ON	23SDRSMPO2SWA	The Senior Medicare Patrol (SMP) Program	N	\$0	\$61,148	\$0	\$61,148	9/1/2023	5/31/2026	\$183,444	\$61,148	\$122,296
Department of Aging and Disability Services	STAMFORD SENIOR CENTER INC	24SDREAR01SSC	SF24 Stamford Senior Center	N	\$97,459	\$0	\$0	\$97,459	1/1/2024	6/30/2025	\$200,000	\$97,459	\$102,541
Department of Aging and Disability Services	STAR INC LIGHTING THE WAY	19SDR6201YO	19SDR6201YO-EOP	N	\$9,736	\$0	\$0	\$9,736	3/1/2019	12/31/2025	\$83,000	\$42,312	\$40,688
Department of Aging and Disability Services	THE ARC OF LITCHFIELD COUNTY INC	19SDR6201QB	19SDR6201QB-EOP	N	\$4,114	\$0	\$0	\$4,114	4/1/2019	12/31/2021	\$60,000	\$23,555	\$36,445
Department of Aging and Disability Services	THE ARC OF THE FARMINGTON VALLEY INC	19SDR6201KB	19SDR6201KB-EOP	E	\$6,068	\$0	\$0	\$6,068	4/1/2019	12/31/2025	\$36,000	\$28,002	\$7,998
Department of Aging and Disability Services	THE CENTER FOR ADVOCACY RESEARCH	19SDR6201DH	19SDR6201DH-EOP	N	\$8,363	\$0	\$0	\$8,363	3/1/2019	12/31/2025	\$380,000	\$74,979	\$305,021
Department of Aging and Disability Services	THE CONNECTICUT INSTITUTE FOR THE BLIND	17SDR6202OE	17SDR6202OE-Assistive Tech	N	\$0	\$218,244	\$0	\$218,244	4/15/2017	9/30/2024	\$1,499,333	\$810,648	\$688,685
Department of Aging and Disability Services	THE CONNECTICUT INSTITUTE FOR THE BLIND	21SDR8401FX	21SDR8401FX BESB	N	\$1,914	\$0	\$0	\$1,914	7/8/2021	6/30/2025	\$115,062	\$5,370	\$109,692
Department of Aging and Disability Services	THE KENNEDY COLLECTIVE INC	18SDR6201OY	18SDR6201OY-CRP	Y	\$5,630	\$0	\$0	\$5,630	9/1/2018	8/31/2023	\$1,633,920	\$38,765	\$1,595,155
Department of Aging and Disability Services	UNITED CEREBRAL PALSY ASSOCIATION	17SDR6202AU	17SDR6202AU-Asst. Tech	N	\$0	\$207,779	\$0	\$207,779	6/1/2017	9/30/2024	\$945,000	\$488,116	\$456,884
Department of Aging and Disability Services	UNITED CEREBRAL PALSY ASSOCIATION	19SDR6202AU	19SDR6202AU-Asst. Tech	Y	\$0	\$4,150	\$0	\$4,150	8/1/2019	7/31/2025	\$240,000	\$4,150	\$235,850
Department of Aging and Disability Services	UNITED CEREBRAL PALSY ASSOCIATION	21SDR8402AU	21SDR8402AU-BESB	E	\$7,658	\$0	\$0	\$7,658	7/1/2021	6/30/2025	\$29,997	\$18,248	\$11,749
Department of Aging and Disability Services	VIABILITY INC	18SDR6201ES	18SDR6201ES-CRP	Y	\$14,715	\$0	\$0	\$14,715	9/1/2018	8/31/2023	\$402,340	\$49,427	\$352,913
Department of Aging and Disability Services	VISTA LIFE INNOVATIONS INC	19SDR6202BK	19SDR6202BK-EOP	N	\$8,162	\$0	\$0	\$8,162	3/1/2019	12/31/2025	\$70,000	\$35,567	\$34,433
Department of Aging and Disability Services	WESTERN CT AREA AGCY ON AGING	17SDRCHS01WCA	Congregate housing services in Western CT	N	\$40,317	\$200,167	\$0	\$240,484	1/1/2017	12/31/2023	\$2,176,009	\$1,873,527	\$302,482
Department of Aging and Disability Services	WESTERN CT AREA AGCY ON AGING	20SDRFED01WCA	20SDRFED01WCA FED	N	\$0	\$3,083,760	\$0	\$3,083,760	10/1/2020	9/30/2025	\$17,326,245	\$11,367,554	\$5,958,691
Department of Aging and Disability Services	WESTERN CT AREA AGCY ON AGING	20SDRHIC01WCA	20SDRHIC01WCA-Choices	N	\$89,732	\$83,707	\$0	\$173,439	7/1/2020	6/30/2025	\$1,195,000	\$682,993	\$512,007
Department of Aging and Disability Services	WESTERN CT AREA AGCY ON AGING	20SDRMIP01WCA	20SDRMIP01WCA-MIPPA-21	N	\$0	\$14,339	\$0	\$14,339	9/1/2020	12/31/2023	\$215,000	\$117,700	\$97,300

POS FY 2024 Report Detail by Agency

Agency	Supplier Name	Contract ID #	Contract Description	Competitive ₁	Payments				Terms				
					General Fund	Federal Fund	Other Fund ₂	Total FY 2024 ₃	Contract Begin Date	Contract Expire Date	Cumulative Contract Total Amount ₄	Cumulative Contract Payments ₅	Cumulative Contract Balance Remaining ₆
Department of Aging and Disability Services	WESTERN CT AREA AGCY ON AGING	22SDRARP01WCA	ARP-III B	N	\$0	\$1,311,576	\$0	\$1,311,576	4/1/2022	9/30/2024	\$2,817,616	\$2,034,230	\$783,386
Department of Aging and Disability Services	WESTERN CT AREA AGCY ON AGING	22SDRSFA01WCA	AAA Support Match	N	\$1,342,968	\$0	\$0	\$1,342,968	7/1/2022	6/30/2027	\$6,433,429	\$2,524,623	\$3,908,806
Department of Aging and Disability Services	WESTERN CT AREA AGCY ON AGING	23SDRMIP01WCA	Western CT Area Agency on Aging MIPPA SFY24-26	N	\$0	\$33,588	\$0	\$33,588	9/1/2023	8/31/2026	\$270,000	\$33,588	\$236,412
Department of Aging and Disability Services	WESTERN CT AREA AGCY ON AGING	23SDRSMP02WCA	The Senior Medicare Patrol (SMP) Program	N	\$0	\$162,948	\$0	\$162,948	9/1/2023	5/31/2026	\$485,244	\$162,948	\$322,296
Department of Aging and Disability Services	WESTERN CT AREA AGCY ON AGING	24SDRCHS01WCA	Congregate housing services in Western CT	N	\$45,621	\$82,589	\$0	\$128,210	1/1/2024	12/31/2028	\$1,737,810	\$128,210	\$1,609,600
Department of Aging and Disability Services	WORK+B98:B109FORCE ALLIANCE INC	23SDRSCSWA1TK	23SDRSCSWA1TK online job train	E	\$0	\$6,451	\$0	\$6,451	2/6/2023	10/13/2023	\$9,879	\$6,451	\$3,428
ADS TOTAL	106				\$9,791,588	\$30,980,513	\$128,002	\$40,900,102			\$191,188,684	\$111,504,688	\$79,683,996
Department of Children and Families	ADELBROOK COMMUNITY SERVICES INC	20DCF0099	2020 Therapeutic Group Home - Potter House	N	\$3,684,009	\$0	\$0	\$3,684,009	7/1/2019	6/30/2024	\$15,522,905	\$15,255,255	\$267,650
Department of Children and Families	ADVANCED BEHAVIORIAL HEALTH INC	24DCF0260	N (ECCP) Mental Health Consultation to Child Care	M	\$4,231,041	\$60,000	\$0	\$4,291,041	7/1/2023	6/30/2026	\$12,699,207	\$4,291,041	\$8,408,166
Department of Children and Families	ALLIANCE FOR COMMUNITY EMPOWERMENT INC	23DCF0084	N (TCC) - Therapeutic Child Care SFY23	N	\$351,806	\$0	\$0	\$351,806	7/1/2022	6/30/2025	\$1,046,670	\$694,864	\$351,806
Department of Children and Families	AMPS INC	23DCF0232	N (MDT) Multidisciplinary Team SFY23	N	\$54,226	\$0	\$0	\$54,226	7/1/2022	6/30/2025	\$161,330	\$107,104	\$54,226
Department of Children and Families	BAGS FOUNDATION CT INC	23DCF0397	C Urban Trauma Network SFY23	Y	\$0	\$150,000	\$0	\$150,000	9/1/2022	12/31/2024	\$300,000	\$254,167	\$45,833
Department of Children and Families	BHCARE INC	21DCF0140	N (OPCC) Outpatient Psychiatric Clinic for Children SFY21	M	\$416,528	\$0	\$0	\$416,528	7/1/2020	6/30/2024	\$2,925,113	\$2,925,113	\$0
Department of Children and Families	BOYS & GIRLS VILLAGE INC	24DCF0047	N (EDT) Extended Day Treatment SFY24	M	\$8,239,943	\$350,251	\$0	\$8,590,194	7/1/2023	6/30/2026	\$25,940,830	\$8,590,194	\$17,350,636
Department of Children and Families	BRIDGEPORT HOSPITAL	23DCF0279	N (ECS-CF) Early Childhood Services-Child First SFY23	N	\$1,108,344	\$0	\$0	\$1,108,344	7/1/2022	6/30/2025	\$3,354,527	\$2,246,183	\$1,108,344
Department of Children and Families	BRIDGES HEALTHCARE INC	23DCF0026	N (CC) Care Coordination SFY23	N	\$939,290	\$40,000	\$0	\$979,290	7/1/2022	6/30/2025	\$2,933,957	\$1,954,667	\$979,290
Department of Children and Families	CAPITOL REGION EDUCATION COUNCIL	21DCF0043	N (MDE) Multidisciplinary Evaluation Clinic SFY21	N	\$105,140	\$0	\$0	\$105,140	7/1/2020	6/30/2024	\$398,453	\$398,453	\$0
Department of Children and Families	CARELON BEHAVIORAL HEALTH INC	24DCF0362	N (CME) Care Management Entity - SFY24	N	\$13,003,840	\$2,889,715	\$0	\$15,893,555	7/1/2023	6/30/2026	\$44,755,619	\$15,893,555	\$28,862,064
Department of Children and Families	CATALYSTCT	23DCF0331	N (JRB) Juvenile Review Board SFY23	N	\$225,856	\$0	\$0	\$225,856	7/1/2022	6/30/2025	\$671,952	\$446,096	\$225,856
Department of Children and Families	CATHOLIC CHARITIES INC	22DCF0091	N (OPCC) Outpatient Psychiatric Clinic for Children SFY21	M	\$925,800	\$0	\$0	\$925,800	7/1/2021	6/30/2024	\$2,685,024	\$2,682,811	\$2,213
Department of Children and Families	CHARLOTTE HUNGERFORD HOSPITAL	24DCF0095	N (ECS-CF) Early Childhood Services - Child First SFY24	N	\$957,703	\$20,000	\$0	\$977,703	7/1/2023	6/30/2026	\$2,933,109	\$977,703	\$1,955,406
Department of Children and Families	CHILD AND FAMILY AGENCY OF SOUTHEASTERN	20DCF0001	N (OPCC - NL) Outpatient Psychiatric Clinic for Children -	M	\$5,757,738	\$1,757,271	\$0	\$7,515,009	7/1/2019	6/30/2024	\$31,312,903	\$30,821,355	\$491,548
Department of Children and Families	CHILD GUIDANCE CENTER OF MID-FAIRFIELD	24DCF0143	N (ECS-CF) Early Childhood Services - Child First SFY24	N	\$1,518,031	\$0	\$0	\$1,518,031	7/1/2023	6/30/2026	\$4,554,093	\$1,518,031	\$3,036,062
Department of Children and Families	CHILD HEALTH AND DEVELOPMENT INSTITUTE	24DCF0348	N (PIC) Performance Improvement Center SFY24	N	\$480,225	\$419,166	\$0	\$899,391	7/1/2023	6/30/2026	\$2,600,952	\$899,391	\$1,701,561
Department of Children and Families	CITY OF HARTFORD	23DCF0351	C (JRB) JUVENILE REVIEW BOARD SFY23	E	\$254,089	\$0	\$0	\$254,089	7/1/2022	6/30/2025	\$755,949	\$501,860	\$254,089

POS FY 2024 Report Detail by Agency

Agency	Supplier Name	Contract ID #	Contract Description	Competitive ₁	Payments				Terms				
					General Fund	Federal Fund	Other Fund ₂	Total FY 2024 ₃	Contract Begin Date	Contract Expire Date	Cumulative Contract Total Amount ₄	Cumulative Contract Payments ₅	Cumulative Contract Balance Remaining ₆
Department of Children and Families	CLICC INC	24DCF0398	N (LBM) Literacy-based Mentoring SFY23	N	\$0	\$35,404	\$0	\$35,404	6/1/2023	9/30/2023	\$47,207	\$47,206	\$1
Department of Children and Families	CLICC INC	24DCF0398A	N Literacy-based Mentoring SFY24	N	\$0	\$82,797	\$0	\$82,797	12/1/2023	9/30/2024	\$118,282	\$82,797	\$35,485
Department of Children and Families	CLIFFORD W BEERS GUIDANCE CLINIC INC	20DCF0016	N (OPCC) Outpatient Psychiatric Clinic for Children SFY20	M	\$6,868,274	\$1,527,310	\$0	\$8,395,584	7/1/2019	6/30/2024	\$37,742,903	\$37,638,529	\$104,374
Department of Children and Families	COMMUNICARE INC	24DCF0356	N (CSF) Community Support for Families SFY24	M	\$1,169,871	\$60,000	\$0	\$1,229,871	7/1/2023	6/30/2026	\$3,584,613	\$1,229,871	\$2,354,742
Department of Children and Families	COMMUNITY CHILD GUIDANCE CLINIC	23DCF1022	N (MDT) Multidisciplinary Team SFY23	N	\$598,252	\$0	\$0	\$598,252	7/1/2022	6/30/2025	\$1,779,880	\$1,181,628	\$598,252
Department of Children and Families	COMMUNITY GUIDANCE CLINIC FOR CENTRAL	24DCF0051	N (IPV-FAIR) Intimate Partner Violence: Family Assessment	N	\$1,150,190	\$0	\$0	\$1,150,190	7/1/2023	6/30/2026	\$3,450,570	\$1,150,190	\$2,300,380
Department of Children and Families	COMMUNITY HEALTH CENTER INC	23DCF0041	N (Care C) CARE COORDINATION SFY23	N	\$1,830,796	\$65,000	\$0	\$1,895,796	7/1/2022	6/30/2025	\$5,871,482	\$3,975,686	\$1,895,796
Department of Children and Families	COMMUNITY HEALTH RESOURCES INC	23DCF0013	N (CC) Care Coordination SFY23	M	\$18,541,404	\$4,674,076	\$598,092	\$23,813,572	7/1/2022	6/30/2025	\$66,631,853	\$43,053,015	\$23,578,838
Department of Children and Families	COMMUNITY MENTAL HEALTH AFFILIATES INC	24DCF0053	N (EDT) Extended Day Treatment - SFY24	M	\$5,429,410	\$128,560	\$0	\$5,557,970	7/1/2023	6/30/2026	\$14,715,748	\$5,557,970	\$9,157,778
Department of Children and Families	COMMUNITY RESOURCES FOR JUSTICE	23DCF0367	C (IPV-FAIR) Intimate Partner Violence Family Assessment	M	\$870,284	\$102,000	\$0	\$972,284	7/1/2022	6/30/2025	\$2,592,961	\$1,696,427	\$896,534
Department of Children and Families	CONNECTICUT ALLIANCE OF FOSTER AND	24DCF0082	N (FAPSS) Foster and Adoptive Parent Support Services SFY24	N	\$2,389,604	\$0	\$0	\$2,389,604	7/1/2023	6/30/2026	\$7,168,812	\$2,389,604	\$4,779,208
Department of Children and Families	CONNECTICUT CHILDRENS MEDICAL CENTER	22DCF0350	N Child Abuse Centers of Excellence - SFY22	N	\$898,892	\$220,500	\$0	\$1,119,392	7/1/2021	6/30/2024	\$3,156,317	\$3,155,479	\$838
Department of Children and Families	CONNECTICUT JUNIOR REPUBLIC ASSOCIATION	24DCF0006	N (HYPE) Helping Youth & Parents Enter Recovery SFY24	M	\$2,360,517	\$150,000	\$598,092	\$3,108,609	7/1/2023	6/30/2026	\$9,071,660	\$3,108,609	\$5,963,051
Department of Children and Families	CONNECTICUT YOUTH SERVICES ASSOCIATION	23DCF0358	N (JRB S/E) Juvenile Review Board: Support & Enhancements	N	\$656,871	\$0	\$0	\$656,871	7/1/2022	6/30/2025	\$1,954,279	\$1,297,408	\$656,871
Department of Children and Families	CORNELL SCOTT-HILL HEALTH CORPORATION	22DCF0023	N (OPCC) Outpatient Psychiatric Clinic for Children SFY22	N	\$583,119	\$0	\$0	\$583,119	7/1/2021	6/30/2024	\$1,691,174	\$1,691,174	\$0
Department of Children and Families	COVENANT TO CARE INC	23DCF0112	N (ASW) Adopt A Social Worker SFY23	N	\$183,944	\$95,275	\$0	\$279,219	7/1/2022	6/30/2025	\$833,083	\$553,864	\$279,219
Department of Children and Families	FAMILY & CHILDRENS AGENCY INC	22DCF0054	N (CST) Caregiver Support Team SFY22	M	\$4,052,683	\$0	\$299,046	\$4,351,729	7/1/2021	6/30/2024	\$9,262,614	\$9,262,614	\$0
Department of Children and Families	FAMILY AND CHILDREN'S AID INC	23DCF0057	N (C-KIN) Caregiver Support Team - Kinship Navigator SFY23	M	\$7,244,932	\$89,553	\$0	\$7,334,485	7/1/2022	6/30/2025	\$22,068,916	\$14,616,869	\$7,452,047
Department of Children and Families	FAMILY CENTERED SERVICES OF CT INC	24DCF0110	N (C-KIN) Caregiver Support Team - Kinship Navigation - SFY24	M	\$2,959,592	\$150,000	\$0	\$3,109,592	7/1/2023	6/30/2026	\$9,095,443	\$3,109,592	\$5,985,851
Department of Children and Families	FAVOR INC	24DCF0271A	N (SFO-CRB) Statewide Family Organization - Citizens Review	N	\$1,064,018	\$806,278	\$0	\$1,870,296	7/1/2023	6/30/2026	\$5,610,888	\$1,870,296	\$3,740,592
Department of Children and Families	FOCUS CENTER FOR AUTISM INC	23DCF0330	N (TGH) Therapeutic Group Home SFY23	N	\$1,115,457	\$0	\$0	\$1,115,457	7/1/2022	6/30/2025	\$3,303,830	\$2,188,373	\$1,115,457
Department of Children and Families	FULL CIRCLE YOUTH EMPOWERMENT INC	22DCF0376	N (Youth Emp) Youth Empowerment SFY22	N	\$503,952	\$0	\$0	\$503,952	7/1/2021	6/30/2024	\$1,461,573	\$1,461,573	\$0
Department of Children and Families	GBAPP INC	23DCF0329	N Outpatient Urban Trauma Network SFY23	N	\$0	\$150,000	\$0	\$150,000	11/1/2022	12/31/2024	\$300,000	\$233,333	\$66,667
Department of Children and Families	GENERATIONS FAMILY HEALTH CENTER INC	22DCF0281	N (MDE) Multidisciplinary Examination Clinic SFY22	N	\$139,489	\$0	\$0	\$139,489	7/1/2021	6/30/2024	\$404,548	\$404,548	\$0
Department of Children and Families	GILEAD COMMUNITY SERVICES INC	24DCF0293	N (TGH Anh) Therapeutic Group Home - SFY24	N	\$1,114,972	\$0	\$0	\$1,114,972	7/1/2023	6/30/2026	\$3,344,916	\$1,114,972	\$2,229,944

POS FY 2024 Report Detail by Agency

Agency	Supplier Name	Contract ID #	Contract Description	Competitive ₁	Payments				Terms				
					General Fund	Federal Fund	Other Fund ₂	Total FY 2024 ₃	Contract Begin Date	Contract Expire Date	Cumulative Contract Total Amount ₄	Cumulative Contract Payments ₅	Cumulative Contract Balance Remaining ₆
Department of Children and Families	GOODWIN UNIVERSITY INC	24DCF0374	N (CET) Career Enhancement Training SFY24	N	\$0	\$123,936	\$0	\$123,936	7/1/2023	6/30/2026	\$371,808	\$123,936	\$247,872
Department of Children and Families	HARTFORD HOSPITAL	23DCF0042	N (EDT) Extended Day Treatment SFY23	N	\$332,833	\$0	\$0	\$332,833	7/1/2022	6/30/2025	\$1,505,787	\$770,509	\$735,278
Department of Children and Families	HUMAN SERVICES COUNCIL INC	24DCF0132	N (MDT) Multidisciplinary Team SFY24	N	\$70,047	\$0	\$0	\$70,047	7/1/2023	6/30/2026	\$210,141	\$70,047	\$140,094
Department of Children and Families	KLINGBERG COMPREHENSIVE FAMILY	24DCF0134	N (EDT) Extended Day Treatment SFY24	M	\$4,877,872	\$20,000	\$0	\$4,897,872	7/1/2023	6/30/2026	\$14,815,696	\$4,897,872	\$9,917,824
Department of Children and Families	LIFEBRIDGE COMMUNITY SERVICES INC	23DCF0121	N (OUTC) Outpatient Urban Trauma Center SFY23	N	\$0	\$150,000	\$0	\$150,000	9/1/2022	12/31/2024	\$300,000	\$254,167	\$45,833
Department of Children and Families	LOVE146 INC	23DCF3690	N (SurvCare) Survivor Care SFY23	N	\$390,105	\$0	\$0	\$390,105	7/1/2022	6/30/2024	\$770,510	\$770,510	\$0
Department of Children and Families	MADONNA PLACE INC	24DCF0008	C (FES) Fatherhood Engagement Services - SFY24	Y	\$270,037	\$0	\$0	\$270,037	7/1/2023	6/30/2026	\$810,111	\$270,037	\$540,074
Department of Children and Families	MARRAKECH INC	24DCF0335	N (W2L-R 2) Work Learn / Youth Program Region: 2 SFY24	N	\$512,560	\$10,000	\$0	\$522,560	7/1/2023	6/30/2026	\$1,567,680	\$522,560	\$1,045,120
Department of Children and Families	MCCALL FOUNDATION INC	21DCF0007	C Parenting Support Services (PSS) - SFY21	Y	\$230,812	\$0	\$0	\$230,812	7/1/2020	6/30/2024	\$874,715	\$874,715	\$0
Department of Children and Families	MDFT INTERNATIONAL INC	24DCF0375	C (MDFT QA) Multidimensional Family Therapy: Quality	Y	\$577,000	\$0	\$0	\$577,000	7/1/2023	6/30/2026	\$1,731,000	\$577,000	\$1,154,000
Department of Children and Families	MIDDLESEX HOSPITAL	21DCF0141	N Early Childhood Services (Child First) SFY21	M	\$807,378	\$0	\$0	\$807,378	7/1/2020	6/30/2024	\$3,199,962	\$3,183,580	\$16,382
Department of Children and Families	MIDDLETOWN POLICE BENEFIT ASSOC	23DCF0142	N (MDT) Multidisciplinary Team SFY23	N	\$32,674	\$20,000	\$0	\$52,674	7/1/2022	6/30/2025	\$157,210	\$88,606	\$68,604
Department of Children and Families	MY PEOPLE COMMUNITY SERVICES	23DCF0396	C (OUTC) Urban Trauma Network SFY23	Y	\$0	\$202,000	\$0	\$202,000	9/1/2022	12/31/2024	\$430,000	\$306,167	\$123,833
Department of Children and Families	NAFI CONNECTICUT INC	24DCF0015	C (MST-EA BMW) Multisystemic Therapy for Emerging Adults	M	\$3,536,560	\$0	\$0	\$3,536,560	7/1/2023	6/30/2026	\$11,541,556	\$3,536,560	\$8,004,996
Department of Children and Families	NATCHAUG HOSPITAL INC	24DCF0147	N (EDT-Nor) Extended Day Treatment - Norwich SFY24	N	\$1,107,585	\$0	\$0	\$1,107,585	7/1/2023	6/30/2026	\$3,322,755	\$1,107,585	\$2,215,170
Department of Children and Families	NEW HAVEN PRIDE CENTER	24DCF0394	C (YLM) Youth Link Mentoring SFY24	N	\$36,797	\$135,600	\$0	\$172,397	7/1/2023	6/30/2024	\$172,397	\$172,397	\$0
Department of Children and Families	NEW OPPORTUNITIES INC	24DCF0061	C (FES) Fatherhood Engagement Services - SFY24	Y	\$128,161	\$0	\$0	\$128,161	7/1/2023	6/30/2026	\$384,483	\$128,161	\$256,322
Department of Children and Families	NOANK COMMUNITY SUPPORT SERVICES INC	22DCF0292	N Short Term Assessment and Respite Home (STAR) - SFY22	N	\$3,316,888	\$0	\$0	\$3,316,888	7/1/2021	6/30/2024	\$7,252,344	\$7,097,837	\$154,507
Department of Children and Families	NURSE-FAMILY PARTNERSHIP	22DCF0359	N Child First Consultation and Evaluation - (CF C/E) - SFY22	N	\$371,589	\$0	\$0	\$371,589	7/1/2021	6/30/2024	\$1,412,039	\$1,412,039	\$0
Department of Children and Families	OPTIMUS HEALTH CARE INC	24DCF0067	N (MDE) Multidisciplinary Evaluation Clinic SFY24	N	\$201,518	\$0	\$0	\$201,518	7/1/2023	6/30/2026	\$604,554	\$201,518	\$403,036
Department of Children and Families	OUR PIECE OF THE PIE INC	24DCF0272	N (W2L-R3) Work Learn/Youth Program SFY24	N	\$1,071,619	\$286,157	\$0	\$1,357,776	7/1/2023	6/30/2026	\$4,073,328	\$1,357,776	\$2,715,552
Department of Children and Families	R KIDS INC	20DCF0153	N (RTFF) Reunification and Therapeutic Family Time Services	N	\$310,750	\$94,497	\$0	\$405,247	7/1/2019	6/30/2024	\$2,403,945	\$2,307,589	\$96,356
Department of Children and Families	RAPE CRISIS CENTER OF MILFORD INC	23DCF0236	N (MDT) Multidisciplinary Team SFY23	N	\$43,483	\$10,000	\$0	\$53,483	7/1/2022	6/30/2025	\$159,368	\$105,885	\$53,483
Department of Children and Families	RUSHFORD CENTER INC	23DCF0020	N (Care-C) CARE COORDINATION SFY23	N	\$425,192	\$40,000	\$0	\$465,192	7/1/2022	6/30/2025	\$1,404,447	\$939,255	\$465,192
Department of Children and Families	SEXUAL ASSAULT CRISIS CENTER OF	23DCF0373	N (MDT) Multidisciplinary Team SFY23	N	\$116,098	\$45,000	\$0	\$161,098	7/1/2022	6/30/2025	\$480,407	\$319,309	\$161,098

POS FY 2024 Report Detail by Agency

Agency	Supplier Name	Contract ID #	Contract Description	Competitive ₁	Payments				Terms				
					General Fund	Federal Fund	Other Fund ₂	Total FY 2024 ₃	Contract Begin Date	Contract Expire Date	Cumulative Contract Total Amount ₄	Cumulative Contract Payments ₅	Cumulative Contract Balance Remaining ₆
Department of Children and Families	ST FRANCIS HOSPITAL & MEDICAL CENTER	21DCF0028A	C (PSS) PARENTING SUPPORT SERVICES SFY21	Y	\$939,844	\$0	\$0	\$939,844	7/1/2020	6/30/2024	\$3,561,752	\$3,458,514	\$103,238
Department of Children and Families	SUN SCHOLARS INC	24DCF0377	N (ACM) Adolescent College Mentoring SFY24	N	\$281,055	\$60,000	\$0	\$341,055	7/1/2023	6/30/2026	\$903,165	\$341,055	\$562,110
Department of Children and Families	THE BRIDGE FAMILY CENTER INC	23DCF0199	C (QPC) Quality Parenting Center SFY23	M	\$5,447,844	\$0	\$0	\$5,447,844	7/1/2022	6/30/2025	\$15,325,939	\$10,669,768	\$4,656,171
Department of Children and Families	THE CENTER FOR FAMILY JUSTICE INC	22DCF0092	N Multidisciplinary Team (MDT) - SFY22	N	\$88,504	\$0	\$0	\$88,504	5/11/2021	6/30/2024	\$256,681	\$256,681	\$0
Department of Children and Families	THE CHILD AND FAMILY GUIDANCE CENTER	23DCF0019	N (Care C) Care Coordination SFY23	M	\$7,105,639	\$1,155,802	\$0	\$8,261,441	7/1/2022	6/30/2025	\$25,073,144	\$16,995,610	\$8,077,534
Department of Children and Families	THE CHILDREN'S CENTER OF HAMDEN INC	22DCF0005	N (ACRA) Adolescent Community Reinforcement Approach-	M	\$2,611,632	\$0	\$0	\$2,611,632	7/1/2021	6/30/2024	\$8,320,637	\$8,320,637	\$0
Department of Children and Families	THE CHILDREN'S COMMUNITY PROGRAMS	24DCF0097	C (FFT-FC) Functional Family Therapy - Foster Care SFY'24	M	\$1,660,867	\$0	\$0	\$1,660,867	7/1/2023	6/30/2026	\$5,124,681	\$1,660,867	\$3,463,814
Department of Children and Families	THE CONNECTION INC	24DCF0011	N (START) START Program for Youth and Young Adults SFY24	N	\$15,054,806	\$500,000	\$2,566,695	\$18,121,501	7/1/2023	6/30/2026	\$53,914,505	\$18,121,501	\$35,793,004
Department of Children and Families	THE VILLAGE FOR FAMILIES & CHILDREN INC	24DCF0017	N (CSF) Community Support for Families SFY24	M	\$15,145,622	\$4,302,493	\$0	\$19,448,115	7/1/2023	6/30/2026	\$44,790,281	\$19,448,115	\$25,342,166
Department of Children and Families	THOMPSON ECUMENICAL EMPOWERMENT GROUP	20DCF0066	#N/A	N	\$53,402	\$0	\$0	\$53,402	7/1/2019	6/30/2024	\$249,004	\$249,004	\$0
Department of Children and Families	TOWN OF BLOOMFIELD	20DCF0157	N (FFS) FOSTER FAMILY SUPPORT SFY20	E	\$48,769	\$0	\$0	\$48,769	7/1/2019	6/30/2024	\$243,845	\$242,942	\$903
Department of Children and Families	UNITED COMMUNITY & FAMILY SERVICES INC	24DCF0177	N (CC) Care Coordination SFY24	N	\$6,216,141	\$2,076,328	\$0	\$8,292,469	7/1/2023	6/30/2026	\$22,891,570	\$8,292,469	\$14,599,101
Department of Children and Families	UNITED SERVICES INC	20DCF0003	N (OPCC) Outpatient Psychiatric Clinic for Children SFY20	M	\$1,817,748	\$72,796	\$0	\$1,890,544	7/1/2019	6/30/2024	\$9,221,222	\$9,089,955	\$131,267
Department of Children and Families	UNITED WAY OF CONNECTICUT INC	20DCF0344	2020 EMPS STATEWIDE CALL CENTER	N	\$823,343	\$480,000	\$0	\$1,303,343	7/1/2019	6/30/2024	\$5,885,115	\$5,858,523	\$26,592
Department of Children and Families	URBAN COMMUNITY ALLIANCE INC	23DCF0334	N (JRB) Juvenile Review Board SFY23	N	\$254,089	\$0	\$0	\$254,089	7/1/2022	6/30/2025	\$755,949	\$501,860	\$254,089
Department of Children and Families	WATERBURY YOUTH SERVICES INC	24DCF0165	N (JRB S/E) Juvenile Review Board Support and	N	\$406,844	\$25,000	\$0	\$431,844	7/1/2023	6/30/2026	\$1,295,532	\$431,844	\$863,688
Department of Children and Families	WATERFORD COUNTRY SCHOOL INC	21DCF0166	N (S-FIT) Short-Term Family Integrated Treatment SFY21	M	\$4,047,210	\$0	\$0	\$4,047,210	7/1/2020	6/30/2024	\$13,828,252	\$13,628,062	\$200,190
Department of Children and Families	WELLMORE INC	24DCF0048	N (CC) Care Coordination SFY24	M	\$8,508,024	\$3,702,313	\$0	\$12,210,337	7/1/2023	6/30/2026	\$30,721,975	\$12,210,337	\$18,511,638
Department of Children and Families	WHEELER CLINIC INC	20DCF0012	2020 CARE COORDINATION-HARTFORD/NEW BRITAIN	M	\$23,830,877	\$3,167,958	\$598,090	\$27,596,925	7/1/2019	6/30/2024	\$125,268,415	\$121,384,143	\$3,884,272
Department of Children and Families	YALE NEW HAVEN HOSPITAL	24DCF0036	N (MDE) Multidisciplinary Examination Clinic SFY24	M	\$201,995	\$1,400,000	\$0	\$1,601,995	7/1/2023	6/30/2026	\$2,005,985	\$1,601,995	\$403,990
Department of Children and Families	YALE UNIVERSITY	20DCF0170	2020 Intensive Family Preservation (IFP)	N	\$4,704,254	\$120,184	\$0	\$4,824,438	7/1/2019	6/30/2024	\$21,984,630	\$21,905,215	\$79,415
Department of Children and Families	YOUTH CONTINUUM INC	24DCF0173	N (TGH Brd) Therapeutic Group Home - Bradley House - SFY24	N	\$1,372,084	\$0	\$0	\$1,372,084	7/1/2023	6/30/2026	\$3,741,154	\$1,372,084	\$2,369,070
Department of Children and Families	ZERO TO THREE NATIONAL CENTER FOR	22DCF0364	N (ZTT) Zero to Three SFY22	N	\$138,415	\$0	\$0	\$138,415	7/1/2021	9/30/2024	\$436,038	\$400,419	\$35,619
DCF TOTAL	91				\$223,506,698	\$32,223,220	\$4,660,015	\$260,389,933			\$826,571,859	\$540,366,687	\$286,205,172
Department of Correction	APT FOUNDATION INC	20DOC103171POS01	MOUD Treatment Center at NHCC FY21	N	\$872,631	\$0	\$0	\$872,631	9/30/2020	6/30/2025	\$5,014,991	\$3,354,703	\$1,660,288

POS FY 2024 Report Detail by Agency

Agency	Supplier Name	Contract ID #	Contract Description	Competitive ₁	Payments				Terms				
					General Fund	Federal Fund	Other Fund ₂	Total FY 2024 ₃	Contract Begin Date	Contract Expire Date	Cumulative Contract Total Amount ₄	Cumulative Contract Payments ₅	Cumulative Contract Balance Remaining ₆
Department of Correction	APT FOUNDATION INC	21DOC107400POS01	Res Services - Sub Abuse	N	\$1,794,162	\$0	\$0	\$1,794,162	7/1/2021	7/31/2024	\$5,883,674	\$5,883,674	\$0
Department of Correction	BANSLEY LAW LLC	21DOC0111AA	Inmate Legal Services Program (ILAP)	N	\$808,571	\$0	\$0	\$808,571	7/1/2021	6/30/2026	\$3,985,000	\$2,375,402	\$1,609,598
Department of Correction	CAREER RESOURCES INC	21DOC0116AA	Women & Children Reentry Program	Y	\$547,517	\$0	\$0	\$547,517	7/1/2021	7/31/2026	\$2,707,521	\$1,612,487	\$1,095,034
Department of Correction	CAREER RESOURCES INC	21DOC106513POS01	Employment Coordinator Services	N	\$0	\$79,795	\$0	\$79,795	7/1/2021	3/31/2023	\$419,735	\$183,992	\$235,743
Department of Correction	CAREER RESOURCES INC	21DOC112008POS01	Isaiah House	Y	\$2,760,247	\$0	\$0	\$2,760,247	7/1/2022	7/31/2025	\$8,243,283	\$5,483,036	\$2,760,247
Department of Correction	CHESHIRE FITNESS ZONE LLC	23DOC0103AA	Speech Pathology Services	E	\$0	\$960	\$0	\$960	7/1/2022	6/30/2023	\$24,000	\$17,160	\$6,840
Department of Correction	CHESHIRE FITNESS ZONE LLC	23DOC129140POS01	Provide in-person speech/language pathology	E	\$0	\$8,100	\$0	\$8,100	12/1/2023	6/30/2024	\$24,000	\$8,100	\$15,900
Department of Correction	CHRYSALIS CENTER INC	21DOC0113AA	Community Transitional Services (CTS)	Y	\$1,440,008	\$0	\$0	\$1,440,008	7/1/2021	7/31/2026	\$7,044,381	\$4,164,366	\$2,880,015
Department of Correction	COMMUNITY HEALTH RESOURCES INC	19DOC94075POS01	MAT Services at HCC	N	\$149,215	\$1,012,718	\$0	\$1,161,933	9/30/2019	10/15/2024	\$4,161,138	\$3,277,939	\$883,199
Department of Correction	COMMUNITY HEALTH RESOURCES INC	20DOC103176POS01	MOUD Treatment Center at Osborn FY21	N	\$205,558	\$0	\$0	\$205,558	9/30/2020	6/30/2023	\$2,312,819	\$1,676,891	\$635,928
Department of Correction	COMMUNITY HEALTH RESOURCES INC	20DOC103177POS01	MOUD Treatment Center at CRCC FY21	N	\$243,020	\$0	\$0	\$243,020	9/30/2020	6/30/2023	\$2,540,344	\$1,526,827	\$1,013,517
Department of Correction	COMMUNITY HEALTH RESOURCES INC	20DOC99887POS01	MOUD Treatment Center at Carl Robinson CI FY21	N	\$170,676	\$0	\$0	\$170,676	7/1/2020	6/30/2023	\$2,886,536	\$1,401,503	\$1,485,033
Department of Correction	COMMUNITY HEALTH RESOURCES INC	20DOC99889POS01	MOUD Treatment Center at Walker Reception Center FY21	N	\$55,231	\$0	\$0	\$55,231	7/1/2020	6/30/2023	\$1,232,263	\$575,877	\$656,386
Department of Correction	COMMUNITY HEALTH RESOURCES INC	20DOC99890POS01	MOUD Treatment Center at Willard Cybulski CI FY21	N	\$165,640	\$0	\$0	\$165,640	7/1/2020	6/30/2023	\$2,719,888	\$1,236,595	\$1,483,293
Department of Correction	COMMUNITY HEALTH RESOURCES INC	23DOC125548POS01	CRCC MOUD Treatment Ctr FY24	N	\$2,735,645	\$0	\$0	\$2,735,645	7/1/2023	6/30/2025	\$8,060,008	\$2,735,645	\$5,324,363
Department of Correction	COMMUNITY PARTNERS IN ACTION INC	21DOC01112AA	Men's Work Release	Y	\$1,058,609	\$0	\$0	\$1,058,609	7/1/2021	7/31/2025	\$4,106,013	\$3,029,818	\$1,076,195
Department of Correction	COMMUNITY PARTNERS IN ACTION INC	22DOC0100AA	Prison Arts Program	N	\$40,340	\$0	\$0	\$40,340	7/1/2021	6/30/2024	\$121,020	\$121,020	\$0
Department of Correction	COMMUNITY RENEWAL TEAM INC	22DOC0108AA	Scattered Site Supportive Housing	Y	\$813,365	\$0	\$0	\$813,365	9/1/2021	7/31/2026	\$3,721,839	\$2,095,109	\$1,626,730
Department of Correction	COMMUNITY RESOURCES FOR JUSTICE	21DOC107404POS01	Dana's House Mental Health	N	\$1,076,681	\$0	\$0	\$1,076,681	7/1/2021	7/31/2026	\$5,215,554	\$3,062,192	\$2,153,361
Department of Correction	COMMUNITY SOLUTIONS INC	21DOC0117AA	Aileen O'Connor House	Y	\$9,244,382	\$0	\$0	\$9,244,382	7/1/2021	7/31/2025	\$36,152,674	\$26,637,758	\$9,514,916
Department of Correction	CONCENTRA MEDICAL CENTERS	23DOC124318POS01	CDL Physical Exams	E	\$0	\$3,770	\$0	\$3,770	3/1/2023	2/28/2024	\$19,900	\$3,770	\$16,130
Department of Correction	CONNECTICUT COMMUNITY FOR ADDICTION	19DOC93079POS01	Recovery Coaching Supports	N	\$39,760	\$107,489	\$0	\$147,250	9/1/2019	10/15/2024	\$809,784	\$619,623	\$190,160
Department of Correction	CONNECTICUT COMMUNITY FOR ADDICTION	20DOC102145POS01	Recovery Coach Expansion Program FY21	N	\$498,256	\$0	\$0	\$498,256	10/1/2020	6/30/2025	\$2,993,998	\$1,307,260	\$1,686,738
Department of Correction	CONNECTICUT COMMUNITY FOR ADDICTION	21DOC112103POS01	RSAT Therapeutic Recovery Coach FFY22	N	\$0	\$85,967	\$28,656	\$114,623	1/1/2022	10/15/2024	\$347,952	\$244,005	\$103,947
Department of Correction	CONNECTICUT RENAISSANCE INC	21DOC0110AA	Central Ave	Y	\$5,111,512	\$0	\$0	\$5,111,512	7/1/2021	7/31/2025	\$19,481,636	\$14,307,792	\$5,173,844

POS FY 2024 Report Detail by Agency

Agency	Supplier Name	Contract ID #	Contract Description	Competitive ₁	Payments				Terms				
					General Fund	Federal Fund	Other Fund ₂	Total FY 2024 ₃	Contract Begin Date	Contract Expire Date	Cumulative Contract Total Amount ₄	Cumulative Contract Payments ₅	Cumulative Contract Balance Remaining ₆
Department of Correction	CONNECTICUT RENAISSANCE INC	22DOC118114POS01	Waterbury West SA	N	\$134,753	\$0	\$0	\$134,753	7/1/2022	7/31/2025	\$1,048,956	\$229,844	\$819,112
Department of Correction	DIALYSIS CLINIC INC	21DOC109579POS01	Dialysis Treatment-McDougall Cl	Y	\$755,833	\$0	\$0	\$755,833	7/1/2021	6/30/2026	\$3,810,146	\$2,126,664	\$1,683,482
Department of Correction	DIAMOND PHARMACY SERVICES	19DOC92149POS01	Pharmacy Services	Y	\$36,798,170	\$0	\$0	\$36,798,170	9/1/2019	8/30/2025	\$171,500,000	\$138,566,378	\$32,933,622
Department of Correction	DILLIGENCE TRAINING LLC	23DOC0125AA	Self-Management and Recovery Training (SMART) at Cybulski	E	\$0	\$0	\$1,000	\$1,000	9/1/2023	9/30/2024	\$9,000	\$1,000	\$8,000
Department of Correction	EMERGE CONNECTICUT INC	23DOC129436POS01	Community Services	N	\$453,247	\$0	\$0	\$453,247	7/1/2023	7/31/2025	\$500,000	\$453,247	\$46,753
Department of Correction	EXACT SCIENCES LABORATORIES LLC	22DOC119897POS01	ColoGuard	N	\$191,335	\$0	\$0	\$191,335	2/1/2023	1/31/2025	\$610,644	\$218,305	\$392,339
Department of Correction	FHM SERVICES INC	21DOC0106AA	Fellowship House	Y	\$878,371	\$0	\$0	\$878,371	7/1/2021	7/31/2025	\$3,439,809	\$2,545,628	\$894,180
Department of Correction	FRONTLINE SUPPORT STRATEGIES CONSULTING	21DOC0107AA	Ombudsperson Services	Y	\$55,066	\$0	\$0	\$55,066	7/1/2021	6/30/2025	\$308,000	\$134,515	\$173,485
Department of Correction	MAXIM HEALTHCARE SERVICES INC	22DOC119132POS01	Dentist, Oral Surgeons	N	\$264,717	\$0	\$0	\$264,717	9/1/2022	8/31/2025	\$2,995,200	\$264,717	\$2,730,483
Department of Correction	MICHIGAN PEER REVIEW ORGANIZATION	22DOC117948POS01	Inmate Death Review	Y	\$199,049	\$0	\$0	\$199,049	9/1/2022	8/31/2023	\$846,683	\$629,825	\$216,858
Department of Correction	NEW OPPORTUNITIES INC	21DOC0109AA	Bishop House	Y	\$1,333,395	\$0	\$0	\$1,333,395	7/1/2021	7/31/2026	\$6,458,092	\$3,791,303	\$2,666,789
Department of Correction	NUTRITION FOR LIFE LLC	19DOC91224POS	Nutrition Advisory Services	N	\$1,372	\$0	\$0	\$1,372	7/1/2019	7/31/2023	\$133,332	\$116,718	\$16,614
Department of Correction	PERCEPTION PROGRAMS INC	21DOC107402POS01	Grace House	N	\$117,496	\$0	\$0	\$117,496	7/1/2021	7/31/2024	\$2,662,883	\$1,860,213	\$802,670
Department of Correction	PROJECT MORE INC	21DOC0114AA	Walter Brooks WR	Y	\$2,645,015	\$0	\$0	\$2,645,015	7/1/2021	7/31/2026	\$12,951,202	\$7,624,123	\$5,327,079
Department of Correction	QUEST DIAGNOSTICS INCORPORATED	19DOC92012POS01	Laboratory Services - Quest Diagnostics	N	\$2,061,941	\$0	\$0	\$2,061,941	9/1/2019	8/31/2025	\$24,000,000	\$11,559,725	\$12,440,275
Department of Correction	RECOVERY NETWORK OF PROGRAMS INC	20DOC103174POS01	MOUD Treatment Center at BCC FY21	N	\$989,426	\$0	\$0	\$989,426	9/30/2020	6/30/2025	\$4,757,115	\$3,376,680	\$1,380,435
Department of Correction	RECOVERY NETWORK OF PROGRAMS INC	21DOC111280POS01	MOUD Services at Garner FFY22	N	\$0	\$235,235	\$0	\$235,235	1/1/2021	10/15/2024	\$707,968	\$522,062	\$185,906
Department of Correction	RETINA CONSULTANTS PC	21DOC110257POS01	Retina Medical and Surgical Services	N	\$1,565	\$0	\$0	\$1,565	7/1/2021	6/30/2024	\$225,000	\$8,110	\$216,890
Department of Correction	RHODE ISLAND SCHOOL OF DESIGN	23DOC124302POS01	Creativity Workshops	E	\$0	\$0	\$3,500	\$3,500	2/1/2023	10/31/2023	\$3,500	\$3,500	\$0
Department of Correction	SANN ENTERPRISES LLC	22DOC122040POS01	Brooklyn Workshop	E	\$0	\$0	\$2,500	\$2,500	12/1/2022	7/31/2024	\$10,000	\$5,000	\$5,000
Department of Correction	THE CONNECTION INC	11DOC0115AA	January Center	Y	\$1,627,007	\$0	\$0	\$1,627,007	6/4/2010	7/31/2025	\$26,855,975	\$21,262,395	\$5,593,580
Department of Correction	THE CONNECTION INC	21DOC107406POS01	Eddy Center	Y	\$10,678,707	\$0	\$0	\$10,678,707	7/1/2021	7/31/2026	\$51,561,080	\$29,888,053	\$21,673,027
Department of Correction	THE OPEN HEARTH ASSOCIATION	21DOC0108AA	Mens Work Release	Y	\$1,259,947	\$0	\$0	\$1,259,947	7/1/2021	7/31/2026	\$6,155,699	\$3,635,806	\$2,519,893
Department of Correction	THRESHOLD VOLUNTEERS IN	15DOC0101AA	Decision Making / Problem Solving Methods	E	\$3,000	\$0	\$0	\$3,000	7/1/2014	6/30/2024	\$44,000	\$40,500	\$3,500
Department of Correction	UNIVERSITY OF HARTFORD	24DOC0100AAPOS01	RSAT Evaluation Services	E	\$0	\$9,500	\$3,167	\$12,667	8/1/2023	11/15/2023	\$12,737	\$12,667	\$70

POS FY 2024 Report Detail by Agency

Agency	Supplier Name	Contract ID #	Contract Description	Competitive ₁	Payments				Terms				
					General Fund	Federal Fund	Other Fund ₂	Total FY 2024 ₃	Contract Begin Date	Contract Expire Date	Cumulative Contract Total Amount ₄	Cumulative Contract Payments ₅	Cumulative Contract Balance Remaining ₆
Department of Correction	WHEELER CLINIC INC	19DOC94029POS01	TCM - MAT (RSAT Services)	N	\$0	\$140,039	\$46,680	\$186,719	10/1/2019	10/15/2024	\$872,750	\$761,559	\$111,191
DOC TOTAL	52				\$90,280,437	\$1,683,573	\$85,502	\$92,049,512			\$452,709,721	\$316,581,082	\$136,128,639
Department of Development Services	A V P INC	21DDS0005RD	Day Support Options	Q	\$2,023,664	\$0	\$0	\$2,023,664	7/1/2021	6/30/2024	\$6,661,585	\$5,675,815	\$985,770
Department of Development Services	ABILIS INC	21DDS0001RD	Clinical Behavioral Supports	Q	\$28,357,519	\$0	\$0	\$28,357,519	7/1/2021	6/30/2024	\$74,799,349	\$71,322,027	\$3,477,322
Department of Development Services	ABILITIES WITHOUT BOUNDARIES INC	21DDS0002RD	Day Support Options	Q	\$3,372,021	\$0	\$0	\$3,372,021	7/1/2021	6/30/2024	\$8,743,817	\$8,083,444	\$660,373
Department of Development Services	ABILITY BEYOND DISABILITY INC	21DDS0034RD	Clinical Behavioral Supports	Q	\$18,299,078	\$0	\$0	\$18,299,078	7/1/2021	6/30/2024	\$54,645,445	\$49,451,788	\$5,193,657
Department of Development Services	ABLE HOME HEALTH CARE LLC	21DDS0134RD	Behavioral Supports	Q	\$434,123	\$0	\$0	\$434,123	10/1/2021	6/30/2024	\$1,475,417	\$994,341	\$481,076
Department of Development Services	ACORD INC	21DDS0019RD	Behavior Supports, Clinical	Q	\$6,302,272	\$0	\$0	\$6,302,272	7/1/2021	6/30/2024	\$18,838,976	\$17,719,440	\$1,119,536
Department of Development Services	ADELBROOK COMMUNITY SERVICES INC	21DDS0004RD	Community Living Arrangement	Q	\$9,137,877	\$0	\$0	\$9,137,877	7/1/2021	6/30/2024	\$32,006,388	\$25,323,627	\$6,682,761
Department of Development Services	ALL CARE LLC	21DDS0006RD	Day Support Options	Q	\$128,888	\$0	\$0	\$128,888	7/1/2021	6/30/2024	\$470,570	\$429,970	\$40,600
Department of Development Services	ALL POINTE CARE LLC	21DDS0007RD	Clinical Behavior Supports	Q	\$1,489,965	\$0	\$0	\$1,489,965	7/1/2021	6/30/2024	\$9,933,911	\$4,949,130	\$4,984,781
Department of Development Services	ALLIANCE HEALTHCARE SOLUTIONS LLC	21DDS0008RD	Continuous Residential Supports	Q	\$1,198,313	\$0	\$0	\$1,198,313	7/1/2021	6/30/2024	\$4,233,383	\$3,598,751	\$634,632
Department of Development Services	ALLIED COMMUNITY PROGRAMS INC	21DDS0009RDRD	Community Living Arrangement	Q	\$7,308,523	\$0	\$0	\$7,308,523	7/1/2021	6/30/2024	\$22,776,196	\$20,836,819	\$1,939,377
Department of Development Services	ALLIED COMMUNITY RESOURCES INC	12DDS0258OT	Administrative Fees	N	\$2,220,434	\$0	\$0	\$2,220,434	1/1/2013	1/31/2025	\$24,339,787	\$21,810,821	\$2,528,966
Department of Development Services	ALTERNATIVE SERVICES CONNECTICUT INC	21DDS0010RD	Behavior Supports, Clinical	Q	\$11,978,341	\$0	\$0	\$11,978,341	7/1/2021	6/30/2024	\$35,048,820	\$32,418,130	\$2,630,690
Department of Development Services	ALTERNATIVES INC	21DDS0011RD	Community Living Arrangement	Q	\$4,104,910	\$0	\$0	\$4,104,910	7/1/2021	6/30/2024	\$12,178,668	\$11,334,016	\$844,652
Department of Development Services	APPLIED BEHAVIORAL SCIENCES LLC	18DDS5153CSPOS01	consultative psychological services	N	\$12,985	\$0	\$0	\$12,985	7/1/2018	6/30/2024	\$100,000	\$68,900	\$31,100
Department of Development Services	ARC OF GREATER NEW HAVEN INC	21DDS0013RD	Day Support Options	Q	\$3,738,669	\$0	\$0	\$3,738,669	7/1/2021	6/30/2024	\$11,188,688	\$10,600,148	\$588,540
Department of Development Services	AREA COOPERATIVE EDUCATIONAL SERVICES	21DDS0015RD	Behavior Supports, Clinical	Q	\$2,837,906	\$0	\$0	\$2,837,906	7/1/2021	6/30/2024	\$12,071,934	\$8,436,362	\$3,635,572
Department of Development Services	ARI OF CONNECTICUT INC	21DDS0016RD	Community Living Arrangement	Q	\$6,838,139	\$0	\$0	\$6,838,139	7/1/2021	6/30/2024	\$19,716,723	\$18,781,632	\$935,091
Department of Development Services	ASCENSION HABILITATIVE SUPPORT SERVICES	21DDS0017RD	Continuous Residential Supports	Q	\$1,355,952	\$0	\$0	\$1,355,952	7/1/2021	6/30/2024	\$4,747,676	\$3,832,406	\$915,270
Department of Development Services	ASPIRE LIVING & LEARNING INC	21DDS0018RD	Behavior Supports,	Q	\$11,333,411	\$0	\$0	\$11,333,411	7/1/2021	6/30/2024	\$34,554,441	\$31,761,156	\$2,793,285
Department of Development Services	AT THE CORNER OF DETERMINATION AND HOPE	23DDS0146RD	Day Support Options	Q	\$693,030	\$0	\$0	\$693,030	4/1/2023	6/30/2024	\$963,487	\$719,171	\$244,316
Department of Development Services	BAGS FOUNDATION CT INC	21DDS0135RD	Day Support Options	Q	\$1,904,923	\$0	\$0	\$1,904,923	10/1/2021	6/30/2024	\$4,736,132	\$4,300,585	\$435,547
Department of Development Services	BAROCO CORP	21DDS0020RD	Day Support Options	Q	\$4,363,852	\$0	\$0	\$4,363,852	7/1/2021	6/30/2024	\$12,827,478	\$12,307,819	\$519,659

POS FY 2024 Report Detail by Agency

Agency	Supplier Name	Contract ID #	Contract Description	Competitive ₁	Payments				Terms				
					General Fund	Federal Fund	Other Fund ₂	Total FY 2024 ₃	Contract Begin Date	Contract Expire Date	Cumulative Contract Total Amount ₄	Cumulative Contract Payments ₅	Cumulative Contract Balance Remaining ₆
Department of Development Services	BEHAVIORAL ASSOCIATES OF MASSACHUSETTS	22DDS0142NS	Non Standard Residential Services	Q	\$235,787	\$0	\$0	\$235,787	7/1/2022	6/30/2024	\$589,706	\$460,027	\$129,679
Department of Development Services	BEHAVIORAL MANAGEMENT LLC	21DDS0021RD	Behavior Supports, Clinical	Q	\$2,363,777	\$0	\$0	\$2,363,777	7/1/2021	6/30/2024	\$6,607,449	\$6,124,326	\$483,123
Department of Development Services	BENHAVEN INC	21DDS0022RD	Behavior Supports, Clinical	Q	\$9,019,184	\$0	\$0	\$9,019,184	7/1/2021	6/30/2024	\$27,292,709	\$24,648,633	\$2,644,076
Department of Development Services	BEST BUDDIES INTERNATIONAL INC	21DDS6169POS01	Best Buddies International	N	\$195,500	\$0	\$0	\$195,500	7/1/2021	6/30/2025	\$782,000	\$537,625	\$244,375
Department of Development Services	BRIAN HOUSE INC	21DDS0023RD	Behavior Supports, Clinical	Q	\$7,718,329	\$0	\$0	\$7,718,329	7/1/2021	6/30/2024	\$24,477,476	\$22,097,482	\$2,379,994
Department of Development Services	BRISTOL ADULT RESOURCE CENTER INC	21DDS0024RD	Community Living Arrangement	Q	\$11,359,310	\$0	\$0	\$11,359,310	7/1/2021	6/30/2024	\$32,038,130	\$29,964,674	\$2,073,456
Department of Development Services	BUCKINGHAM COMM SERV OF CT INC	21DDS0025RD	Behavior Supports, Clinical	Q	\$2,692,668	\$0	\$0	\$2,692,668	7/1/2021	6/30/2024	\$9,113,074	\$7,880,042	\$1,233,032
Department of Development Services	CAPITOL REGION EDUCATION COUNCIL	21DDS0026RD	Community Living Arrangement	Q	\$407,606	\$0	\$0	\$407,606	7/1/2021	6/30/2024	\$1,380,906	\$1,038,183	\$342,723
Department of Development Services	CATHOLIC CHARITIES INC	21DDS0028RD	Community Living Arrangement	Q	\$7,823,203	\$0	\$0	\$7,823,203	7/1/2021	6/30/2024	\$23,000,616	\$20,938,442	\$2,062,174
Department of Development Services	CATTELYA LLC	21DDS0139RD	Individualized Home Supports	Q	\$2,012,105	\$0	\$0	\$2,012,105	10/1/2021	6/30/2024	\$3,983,287	\$3,672,204	\$311,083
Department of Development Services	CCARC INC	21DDS0029RD	Behavior Supports, Clinical	Q	\$14,114,144	\$0	\$0	\$14,114,144	7/1/2021	6/30/2024	\$41,910,751	\$38,499,207	\$3,411,544
Department of Development Services	CENTER FOR TRANSITIONAL LIVING LLC	22DDS0145RD	Individualized Home Supports	Q	\$964,283	\$0	\$0	\$964,283	3/1/2023	6/30/2024	\$1,761,574	\$1,103,764	\$657,810
Department of Development Services	CENTER OF HOPE FOUNDATION INC	21DDS0030RD	Day Support Options	Q	\$1,365,916	\$0	\$0	\$1,365,916	7/1/2021	6/30/2024	\$4,530,608	\$4,006,051	\$524,557
Department of Development Services	CHAPEL HAVEN SCHLEIFER CENTER INC	21DDS0032RD	Day Support Options	Q	\$1,234,658	\$0	\$0	\$1,234,658	7/1/2021	6/30/2024	\$4,369,580	\$3,503,205	\$866,375
Department of Development Services	CHEZ NOUS INC	21DDS0033RD	Continuous Residential Supports	Q	\$322,962	\$0	\$0	\$322,962	7/1/2021	6/30/2024	\$1,091,434	\$950,487	\$140,947
Department of Development Services	CLASP HOMES INC	21DDS0035RD	Community Living Arrangement	Q	\$10,691,256	\$0	\$0	\$10,691,256	7/1/2021	6/30/2024	\$32,634,761	\$29,326,464	\$3,308,297
Department of Development Services	COMMUNITY CARE TEAM LLC	22DDS0143RD	Individual Home Supports	Q	\$274,995	\$0	\$0	\$274,995	11/1/2022	6/24/2024	\$2,106,916	\$481,165	\$1,625,751
Department of Development Services	COMMUNITY RESIDENCES INC	21DDS0036RD	Behavior Supports, Clinical	Q	\$38,018,716	\$0	\$0	\$38,018,716	7/1/2021	6/30/2024	\$115,707,830	\$105,563,176	\$10,144,654
Department of Development Services	COMMUNITY SOCIAL INTEGRATION LLC	21DDS0037RD	Continuous Residential Supports	Q	\$7,251,584	\$0	\$0	\$7,251,584	7/1/2021	6/30/2024	\$21,591,051	\$20,067,390	\$1,523,661
Department of Development Services	COMMUNITY SYSTEMS INC	21DDS0038RD	Clinical Behavioral Supports	Q	\$25,659,842	\$0	\$0	\$25,659,842	7/1/2021	6/30/2024	\$76,920,653	\$71,176,262	\$5,744,391
Department of Development Services	COMMUNITY VOCATIONAL SERVICES INC	21DDS0039RD	Continuous Residential Supports	Q	\$2,630,731	\$0	\$0	\$2,630,731	7/1/2021	6/30/2024	\$7,433,892	\$6,964,771	\$469,121
Department of Development Services	COMPANION SUPPORT RESOURCES LLC	21DDS0132RD	Community Companion Home	Q	\$533,989	\$0	\$0	\$533,989	7/1/2021	6/30/2024	\$1,064,588	\$943,687	\$120,901
Department of Development Services	CONNECTICUT BEHAVIORAL HEALTH	21DDS0040RD	Clinical Behavioral Supports	Q	\$67,656	\$0	\$0	\$67,656	7/1/2021	6/30/2024	\$215,984	\$138,308	\$77,676
Department of Development Services	CONNECTICUT FAMILY SUPPORT NETWORK INC	20DDS572POS01	Coordinate CT family support activities for families of DDS	Q	\$125,000	\$0	\$0	\$125,000	7/1/2020	6/30/2025	\$625,000	\$468,750	\$156,250
Department of Development Services	CONTINUUM OF CARE INC	21DDS0042RD	Behavior Supports, Clinical	Q	\$16,948,468	\$0	\$0	\$16,948,468	7/1/2021	6/30/2024	\$52,120,514	\$47,176,690	\$4,943,824

POS FY 2024 Report Detail by Agency

Agency	Supplier Name	Contract ID #	Contract Description	Competitive ₁	Payments				Terms				
					General Fund	Federal Fund	Other Fund ₂	Total FY 2024 ₃	Contract Begin Date	Contract Expire Date	Cumulative Contract Total Amount ₄	Cumulative Contract Payments ₅	Cumulative Contract Balance Remaining ₆
Department of Development Services	CORPORATION FOR PUBLIC MANAGEMENT	21DDS0043RD	Community Living Arrangement	Q	\$12,778,148	\$0	\$0	\$12,778,148	7/1/2021	6/30/2024	\$37,314,114	\$31,489,185	\$5,824,929
Department of Development Services	CW RESOURCES INC	21DDS0044RD	Day Support Options	Q	\$9,352,389	\$0	\$0	\$9,352,389	7/1/2021	6/30/2024	\$31,482,594	\$27,042,285	\$4,440,309
Department of Development Services	DISABILITY RESOURCE NETWORKING	21DDS0045RD	Day Support Options	Q	\$2,438,525	\$0	\$0	\$2,438,525	7/1/2021	6/30/2024	\$8,044,794	\$7,639,568	\$405,226
Department of Development Services	DONALD & MACIE HEALTH LLC	23DDS0148RD	Individualized Home Supports	Q	\$523,438	\$0	\$0	\$523,438	12/8/2023	6/30/2024	\$1,724,507	\$523,438	\$1,201,069
Department of Development Services	DUNGARVIN CONNECTICUT LLC	21DDS0046RD	Community Living Arrangement	Q	\$12,961,900	\$0	\$0	\$12,961,900	7/1/2021	6/30/2024	\$37,923,021	\$35,238,208	\$2,684,813
Department of Development Services	EASTER SEAL REHABILITATION CENTER OF	21DDS0047RD	Day Support Options	Q	\$5,201,169	\$0	\$0	\$5,201,169	7/1/2021	6/30/2024	\$16,311,542	\$12,704,387	\$3,607,155
Department of Development Services	EASTERN COMMUNITY DEVELOPMENT	21DDS0049RD	Community Living Arrangement	Q	\$8,921,564	\$0	\$0	\$8,921,564	7/1/2021	6/30/2024	\$25,648,010	\$23,607,759	\$2,040,251
Department of Development Services	EASTERSEALS CAPITAL REGION & EASTERN	21DDS0048RD	Day Support Options	Q	\$2,164,741	\$0	\$0	\$2,164,741	7/1/2021	6/30/2024	\$7,570,916	\$6,539,271	\$1,031,645
Department of Development Services	EDADVANCE	21DDS0050RD	Clinical Behavioral Supports	Q	\$874,021	\$0	\$0	\$874,021	7/1/2021	6/30/2024	\$7,041,597	\$2,554,610	\$4,486,987
Department of Development Services	EDUCATIONAL CONSULTANTS GROUP	21DDS0051RD	Continuous Residential Supports	Q	\$474,165	\$0	\$0	\$474,165	7/1/2021	6/30/2024	\$1,635,151	\$1,501,350	\$133,801
Department of Development Services	EMPLOYMENT OPTIONS LLC	21DDS0052RD	Continuous Residential Supports	Q	\$774,101	\$0	\$0	\$774,101	7/1/2021	6/30/2024	\$5,344,998	\$3,430,276	\$1,914,722
Department of Development Services	ENTREPRENEUR CONNECT INC	23DDS0149RD	Day Support Options	Q	\$357,608	\$0	\$0	\$357,608	1/1/2024	6/30/2024	\$750,211	\$357,608	\$392,603
Department of Development Services	EPRINE COMMUNITY SERVICES	21DDS0137RD	Day Support Options	Q	\$1,076,575	\$0	\$0	\$1,076,575	10/1/2021	6/30/2024	\$2,677,358	\$2,293,957	\$383,401
Department of Development Services	FAMILY OPTIONS	21DDS0053RD	Community Living Arrangement	Q	\$5,979,762	\$0	\$0	\$5,979,762	7/1/2021	6/30/2024	\$17,634,206	\$16,207,554	\$1,426,652
Department of Development Services	FAMILY PARTNERSHIP OF CT LLC	21DDS0054RD	Day Support Options	Q	\$2,078,254	\$0	\$0	\$2,078,254	7/1/2021	6/30/2024	\$5,393,362	\$5,164,453	\$228,909
Department of Development Services	FAMILY SUPPORT TEAM LLC	21DDS0055RD	Day Support Options	Q	\$686,522	\$0	\$0	\$686,522	7/1/2021	6/30/2024	\$1,903,867	\$1,736,485	\$167,382
Department of Development Services	FRIENDS OF NEW MILFORD INC	21DDS0056RD	Community Living Arrangement	Q	\$1,324,534	\$0	\$0	\$1,324,534	7/1/2021	6/30/2024	\$3,833,152	\$3,582,413	\$250,739
Department of Development Services	FUTURES INC	21DDS0057RD	Day Support Options	Q	\$2,775,319	\$0	\$0	\$2,775,319	7/1/2021	6/30/2024	\$7,267,127	\$6,895,147	\$371,980
Department of Development Services	G I L FOUNDATION INC	21DDS0058RD	Community Living Arrangement	Q	\$6,313,444	\$0	\$0	\$6,313,444	7/1/2021	6/30/2024	\$17,039,771	\$16,026,569	\$1,013,202
Department of Development Services	GLOBAL HORIZON CARE SERVICES	23DDS0153RD	Individualized Home Supports	Q	\$354,751	\$0	\$0	\$354,751	2/1/2024	6/30/2024	\$1,067,869	\$354,751	\$713,118
Department of Development Services	GOOD LIFE RESIDENTIAL LLC	21DDS0060RD	Behavior Supports, Clinical	Q	\$1,409,039	\$0	\$0	\$1,409,039	7/1/2021	6/30/2024	\$5,173,891	\$3,690,458	\$1,483,433
Department of Development Services	GOODWILL INDUSTRIES OF SOUTHERN	21DDS0061RD	Day Support Options	Q	\$3,657,664	\$0	\$0	\$3,657,664	7/1/2021	6/30/2024	\$13,098,389	\$10,880,515	\$2,217,874
Department of Development Services	GOODWILL OF WESTERN AND NORTHERN	21DDS0062RD	Day Support Options	Q	\$3,617,994	\$0	\$0	\$3,617,994	7/1/2021	6/30/2024	\$12,957,486	\$10,734,207	\$2,223,279
Department of Development Services	GREEN CHIMNEYS CHILDREN SERVICES INC	21DDS0063RD	Community Living Arrangement	Q	\$689,030	\$0	\$0	\$689,030	7/1/2021	6/30/2024	\$2,591,820	\$2,315,156	\$276,664
Department of Development Services	GROWERS INC	21DDS0059RD	Group Supported Employment	Q	\$932,412	\$0	\$0	\$932,412	7/1/2021	6/30/2024	\$2,769,571	\$2,575,048	\$194,523

POS FY 2024 Report Detail by Agency

Agency	Supplier Name	Contract ID #	Contract Description	Competitive ₁	Payments				Terms				
					General Fund	Federal Fund	Other Fund ₂	Total FY 2024 ₃	Contract Begin Date	Contract Expire Date	Cumulative Contract Total Amount ₄	Cumulative Contract Payments ₅	Cumulative Contract Balance Remaining ₆
Department of Development Services	GT INDEPENDENCE	23DDS6947OT	Admin Fees(PMPM)-Residential	Y	\$2,382,470	\$0	\$0	\$2,382,470	9/1/2023	8/31/2026	\$33,829,586	\$2,382,470	\$31,447,116
Department of Development Services	GUIDE INC	21DDS0064RD	Day Support Options	Q	\$2,766,259	\$0	\$0	\$2,766,259	7/1/2021	6/30/2024	\$8,029,324	\$7,222,927	\$806,397
Department of Development Services	HARC INC	21DDS0065RD	Community Living Arrangement	Q	\$17,049,308	\$0	\$0	\$17,049,308	7/1/2021	6/30/2024	\$49,464,812	\$44,953,225	\$4,511,587
Department of Development Services	HART UNITED INC	21DDS0066RD	Community Living Arrangement	Q	\$10,042,875	\$0	\$0	\$10,042,875	7/1/2021	6/30/2024	\$29,769,933	\$27,457,310	\$2,312,623
Department of Development Services	HEARTBEET LIFESHARING INC	22DDS0144NS	Non-Standard Residential Services	Q	\$279,604	\$0	\$0	\$279,604	7/1/2022	6/30/2024	\$649,612	\$559,810	\$89,802
Department of Development Services	HELPING PEOPLE EXCEL INC	21DDS0067RD	Clinical Behavior Supports	Q	\$5,932,412	\$0	\$0	\$5,932,412	7/1/2021	6/30/2024	\$16,803,081	\$15,867,758	\$935,323
Department of Development Services	HISPANIC COALITION OF GREATER WATERBURY	21DDS0068RD	Day Support Options	Q	\$1,198,829	\$0	\$0	\$1,198,829	7/1/2021	6/30/2024	\$3,324,608	\$3,123,457	\$201,151
Department of Development Services	HORIZONS PROGRAMS INC	21DDS0069RD	Community Living Arrangement	Q	\$13,156,430	\$0	\$0	\$13,156,430	7/1/2021	6/30/2024	\$37,917,285	\$35,118,241	\$2,799,044
Department of Development Services	HUMANIDAD INC	21DDS0070RD	Community Living Arrangement	Q	\$4,442,054	\$0	\$0	\$4,442,054	7/1/2021	6/30/2024	\$13,395,494	\$12,102,356	\$1,293,138
Department of Development Services	ICES INC	21DDS0071RD	Clinical Behavior Supports	Q	\$19,188,620	\$0	\$0	\$19,188,620	7/1/2021	6/30/2024	\$54,967,416	\$50,598,164	\$4,369,252
Department of Development Services	INCLUSION FIRST LLC	21DDS0072RD	Day Support Options	Q	\$705,437	\$0	\$0	\$705,437	7/1/2021	6/30/2024	\$2,201,871	\$1,811,817	\$390,054
Department of Development Services	JEWISH ASSOCIATION FOR COMMUNITY LIVING	21DDS0073RD	Community Living Arrangement	Q	\$4,996,046	\$0	\$0	\$4,996,046	7/1/2021	6/30/2024	\$14,430,758	\$13,347,754	\$1,083,004
Department of Development Services	JEWISH ASSOCIATION FOR RESIDENTIAL CARE	22DDS0145NS	Non Standard Residential Services	Q	\$67,798	\$0	\$0	\$67,798	7/1/2022	6/30/2024	\$256,629	\$131,170	\$125,459
Department of Development Services	JOURNEY FOUND INC	21DDS0074RD	Community Living Arrangements	Q	\$15,455,097	\$0	\$0	\$15,455,097	7/1/2021	6/30/2024	\$46,984,517	\$42,870,143	\$4,114,374
Department of Development Services	JUDGE ROTENBERG EDUCATIONAL CENTER INC	22DDS0146NS	Non Standard Residential Services	Q	\$260,141	\$0	\$0	\$260,141	8/1/2022	6/30/2024	\$760,116	\$515,892	\$244,224
Department of Development Services	KENCREST SERVICES	21DDS0075RD	Day Support Options	Q	\$8,881,235	\$0	\$0	\$8,881,235	7/1/2021	6/30/2024	\$27,101,807	\$24,421,140	\$2,680,667
Department of Development Services	KEY HUMAN SERVICES INC	21DDS0077RD	Behavior Supports, Clinical	Q	\$26,801,538	\$0	\$0	\$26,801,538	7/1/2021	6/30/2024	\$81,646,743	\$76,116,271	\$5,530,472
Department of Development Services	KUHN EMPLOYMENT OPPORTUNITIES INC	21DDS0078RD	Day Support Options	Q	\$3,014,052	\$0	\$0	\$3,014,052	7/1/2021	6/30/2024	\$11,126,247	\$9,502,685	\$1,623,562
Department of Development Services	LAKESIDE NEUROLOGIC	22DDS0147NS	Non Standard Residential Services	Q	\$5,418,134	\$0	\$0	\$5,418,134	8/2/2022	6/30/2024	\$26,429,359	\$10,242,777	\$16,186,582
Department of Development Services	LATHAM CENTERS INC	22DDS0148NS	Non-Standard Residential Services	Q	\$1,839,327	\$0	\$0	\$1,839,327	11/1/2022	6/30/2024	\$5,368,342	\$3,073,961	\$2,294,381
Department of Development Services	LIFE NEEDS COOP INC	21DDS0079RD	Continuous Residential Supports	Q	\$1,071,935	\$0	\$0	\$1,071,935	7/1/2021	6/30/2024	\$3,239,009	\$3,008,600	\$230,409
Department of Development Services	LIFE-SKILLS INC	21DDS0133RD	Day Support Option	Q	\$239,032	\$0	\$0	\$239,032	9/1/2021	6/30/2024	\$803,048	\$677,147	\$125,901
Department of Development Services	LIFECONNECTIONS SPECIALIZED SUPPORT	17DDS0102OT	Medical Services-Non-Profits	N	\$15,000	\$0	\$0	\$15,000	7/1/2017	6/30/2023	\$150,000	\$70,000	\$80,000
Department of Development Services	LIFECONNECTIONS SPECIALIZED SUPPORT	23DDS6948OT	Multidisciplinary Outpatient Evaluation Clinic	N	\$15,000	\$0	\$0	\$15,000	7/1/2023	6/30/2026	\$75,000	\$15,000	\$60,000
Department of Development Services	LUMIBILITY INC	21DDS0106RD	Day Support Options	Q	\$6,727,102	\$0	\$0	\$6,727,102	7/1/2021	6/30/2024	\$20,657,015	\$18,976,934	\$1,680,081

POS FY 2024 Report Detail by Agency

Agency	Supplier Name	Contract ID #	Contract Description	Competitive ₁	Payments				Terms				
					General Fund	Federal Fund	Other Fund ₂	Total FY 2024 ₃	Contract Begin Date	Contract Expire Date	Cumulative Contract Total Amount ₄	Cumulative Contract Payments ₅	Cumulative Contract Balance Remaining ₆
Department of Development Services	MARC COMMUNITY RESOURCES LTD	21DDS0082RD	Community Living Arrangement	Q	\$10,288,025	\$0	\$0	\$10,288,025	7/1/2021	6/30/2024	\$32,753,240	\$28,750,914	\$4,002,326
Department of Development Services	MARC INC OF MANCHESTER	21DDS0083RD	Community Living Arrangement	Q	\$14,632,867	\$0	\$0	\$14,632,867	7/1/2021	6/30/2024	\$44,513,118	\$40,707,442	\$3,805,676
Department of Development Services	MARCH INC OF MANCHESTER	21DDS0084RD	Community Living Arrangements	Q	\$9,608,073	\$0	\$0	\$9,608,073	7/1/2021	6/30/2024	\$27,717,797	\$26,133,387	\$1,584,410
Department of Development Services	MARRAKECH HOUSING OPTIONS INC	21DDS0140RD	Clinical Behavior Supports	Q	\$31,766,568	\$0	\$0	\$31,766,568	9/3/2021	6/30/2024	\$88,723,544	\$82,166,926	\$6,556,618
Department of Development Services	MARTHA LLOYD SCHOOL INC	22DDS0149NS	Non-Standard Residential Services	Q	\$138,067	\$0	\$0	\$138,067	9/1/2022	6/30/2024	\$397,768	\$249,784	\$147,984
Department of Development Services	MERZWA ENTERPRISE INC	22DDS0150NS	Non Standard Residential Services	Q	\$226,477	\$0	\$0	\$226,477	7/1/2022	6/30/2024	\$452,338	\$431,896	\$20,442
Department of Development Services	MIDSTATE ARC INC	21DDS0086RD	Behavior Supports, Clinical	Q	\$16,775,073	\$0	\$0	\$16,775,073	7/1/2021	6/30/2024	\$52,063,104	\$46,719,541	\$5,343,563
Department of Development Services	MILESTONES BEHAVIORAL SERVICES INC	17DDS0150RD	Day Support Options	N	\$15,397	\$0	\$0	\$15,397	7/1/2017	6/30/2021	\$5,777,770	\$4,844,924	\$932,846
Department of Development Services	MOSAIC	21DDS0088RD	Community Living Arrangement	Q	\$31,793,666	\$0	\$0	\$31,793,666	7/1/2021	6/30/2024	\$93,635,996	\$87,065,524	\$6,570,472
Department of Development Services	NAFI CONNECTICUT INC	21DDS0095POS01	Behavior Supports, Clinical	Q	\$2,813,145	\$0	\$0	\$2,813,145	7/1/2021	6/30/2024	\$8,619,873	\$7,422,380	\$1,197,493
Department of Development Services	NETWORK INC	21DDS0089RD	Behavior Supports, Clinical	Q	\$27,997,536	\$0	\$0	\$27,997,536	7/1/2021	6/30/2024	\$78,314,183	\$73,191,358	\$5,122,825
Department of Development Services	NEURORESTORATIVE FLORIDA	22DDS0151NS	Non Standard Residential Services	Q	\$2,077,066	\$0	\$0	\$2,077,066	10/1/2022	6/30/2024	\$7,524,257	\$4,115,113	\$3,409,144
Department of Development Services	NEW BEGINNINGS FOR LIFE LLC	21DDS0090RD	Continuous Residential Supports	Q	\$5,351,202	\$0	\$0	\$5,351,202	7/1/2021	6/30/2024	\$14,501,666	\$13,689,137	\$812,529
Department of Development Services	NEW CANAAN GROUP HOME INC	21DDS0091RD	Community Living Arrangement	Q	\$568,208	\$0	\$0	\$568,208	7/1/2021	6/30/2024	\$1,667,356	\$1,567,166	\$100,190
Department of Development Services	NEW ENGLAND BUSINESS ASSOCIATES INC	21DDS0092RD	Day Support Options	Q	\$733,238	\$0	\$0	\$733,238	7/1/2021	6/30/2024	\$3,165,384	\$2,289,542	\$875,842
Department of Development Services	NEW ENGLAND RESIDENTIAL SERVICES INC	21DDS0093RD	Community Living Arrangement	Q	\$7,318,975	\$0	\$0	\$7,318,975	7/1/2021	6/30/2024	\$21,679,771	\$19,980,713	\$1,699,058
Department of Development Services	NEW FOUNDATIONS INC	21DDS0094RD	Community Living Arrangement	Q	\$3,242,926	\$0	\$0	\$3,242,926	7/1/2021	6/30/2024	\$9,138,004	\$8,431,966	\$706,038
Department of Development Services	NORTHEAST MEDICAL GROUP INC	22DDS1007CS	Geriatrician Services for Residents of Southbury Training	E	\$2,100	\$0	\$0	\$2,100	12/1/2022	11/30/2023	\$8,400	\$2,100	\$6,300
Department of Development Services	NORTHEAST PLACEMENT SERVICES INC	21DDS0096RD	Behavior Supports, Clinical	Q	\$5,128,174	\$0	\$0	\$5,128,174	7/1/2021	6/30/2024	\$15,032,252	\$14,164,408	\$867,844
Department of Development Services	ONLY SMILES ADULT DAY SERVICES LLC	23DDS0151RD	Day Support Options	Q	\$97,893	\$0	\$0	\$97,893	1/1/2024	6/30/2024	\$190,549	\$97,893	\$92,656
Department of Development Services	OPPORTUNITY HOUSE INC	21DDS0097RD	Community Living Arrangement	Q	\$4,254,081	\$0	\$0	\$4,254,081	7/1/2021	6/30/2024	\$11,743,420	\$11,165,928	\$577,492
Department of Development Services	OPPORTUNITY WORKS CONNECTICUT INC	21DDS0098RD	Day Support Options	Q	\$2,988,167	\$0	\$0	\$2,988,167	7/1/2021	6/30/2024	\$10,817,433	\$8,661,817	\$2,155,616
Department of Development Services	OPTIONS UNLIMITED INC	21DDS0099RD	Community Living Arrangements	Q	\$6,277,940	\$0	\$0	\$6,277,940	7/1/2021	6/30/2024	\$19,170,186	\$17,805,133	\$1,365,053
Department of Development Services	PRIMECARE INC	21DDS0100RD	Community Living Arrangement	Q	\$22,057,647	\$0	\$0	\$22,057,647	7/1/2021	6/30/2024	\$61,972,709	\$58,436,034	\$3,536,675
Department of Development Services	PUBLIC PARTNERSHIPS LLC	20DDS0001RD	Training Services for Self Direction	Q	\$118,446	\$0	\$0	\$118,446	1/1/2021	12/31/2023	\$937,500	\$750,000	\$187,500

POS FY 2024 Report Detail by Agency

Agency	Supplier Name	Contract ID #	Contract Description	Competitive ₁	Payments				Terms				
					General Fund	Federal Fund	Other Fund ₂	Total FY 2024 ₃	Contract Begin Date	Contract Expire Date	Cumulative Contract Total Amount ₄	Cumulative Contract Payments ₅	Cumulative Contract Balance Remaining ₆
Department of Development Services	RELIANCE HEALTH INC	21DDS0101RD	Continuous Residential Supports	Q	\$2,884,795	\$0	\$0	\$2,884,795	7/1/2021	6/30/2024	\$7,090,765	\$6,923,578	\$167,187
Department of Development Services	RESOURCES FOR HUMAN DEVELOPMENT INC	21DDS0102RD	Day Support Options	Q	\$10,737,464	\$0	\$0	\$10,737,464	7/1/2021	6/30/2024	\$32,524,679	\$30,047,644	\$2,477,035
Department of Development Services	RIVERBROOK RESIDENCE INC	22DDS0152NS	Non-Standard Residential Services	Q	\$177,417	\$0	\$0	\$177,417	7/1/2022	6/30/2024	\$579,407	\$337,072	\$242,335
Department of Development Services	RMS DEVELOPMENT INC	21DDS0103RD	Emergency Transitional Housing	Q	\$34,172,331	\$0	\$0	\$34,172,331	7/1/2021	6/30/2024	\$102,330,149	\$94,217,204	\$8,112,945
Department of Development Services	ROBIN'S NEST INTERGENERATIONAL	21DDS0104RD	Community Living Arrangement	Q	\$2,067,354	\$0	\$0	\$2,067,354	7/1/2021	6/30/2024	\$7,120,299	\$5,604,536	\$1,515,763
Department of Development Services	SAFEWAY FAMILY SERVICES LLC	23DDS0152RD	Day Support Options	Q	\$195,583	\$0	\$0	\$195,583	2/1/2024	6/30/2024	\$554,310	\$195,583	\$358,727
Department of Development Services	SAINT CATHERINE CENTER FOR SPECIAL NEEDS	21DDS0112RD	Day Support Options	Q	\$1,207,270	\$0	\$0	\$1,207,270	7/1/2021	6/30/2024	\$3,626,815	\$3,347,404	\$279,411
Department of Development Services	SARAH SENECA RESIDENTIAL SERV	21DDS0107RD	Community Living Arrangement	Q	\$10,104,433	\$0	\$0	\$10,104,433	7/1/2021	6/30/2024	\$28,371,855	\$26,382,339	\$1,989,516
Department of Development Services	SARAH TUXIS RESIDENTIAL SERVICES INC	21DDS0108RD	Community Living Arrangement	Q	\$13,410,598	\$0	\$0	\$13,410,598	7/1/2021	6/30/2024	\$39,601,283	\$36,854,784	\$2,746,499
Department of Development Services	SEABIRD ENTERPRISES INC	21DDS0109RD	Day Support Options	Q	\$6,210,323	\$0	\$0	\$6,210,323	7/1/2021	6/30/2024	\$18,559,481	\$17,471,703	\$1,087,778
Department of Development Services	SHARP TRAINING INC	21DDS0110RD	Day Support Options	Q	\$3,842,865	\$0	\$0	\$3,842,865	7/1/2021	6/30/2024	\$15,174,791	\$11,966,852	\$3,207,939
Department of Development Services	SHRUB OAK INTERNATIONAL SCHOOL LLC	23DDS6879NS	Non Standard Residential Services	Q	\$856,974	\$0	\$0	\$856,974	9/1/2023	6/30/2024	\$1,433,000	\$856,974	\$576,026
Department of Development Services	SISTERS LLC	21DDS0105RD	Day Support Options	Q	\$969,446	\$0	\$0	\$969,446	7/1/2021	6/30/2024	\$3,098,435	\$2,495,453	\$602,982
Department of Development Services	SOUTHEASTERN EMPLOYMENT SERVICES LLC	21DDS0111RD	Day Support Options	Q	\$480,021	\$0	\$0	\$480,021	7/1/2021	6/30/2024	\$2,133,433	\$1,442,918	\$690,515
Department of Development Services	SPECIAL OLYMPICS CONNECTICUT INC	21DDS6170POS01	Special Olympics Connecticut	N	\$300,000	\$0	\$0	\$300,000	7/1/2021	6/30/2025	\$1,200,000	\$882,500	\$317,500
Department of Development Services	ST FRANCIS HOSPITAL & MEDICAL CENTER	18DDS0105CS	Dental Services	N	\$83,090	\$0	\$0	\$83,090	7/1/2018	6/30/2026	\$1,174,000	\$694,540	\$479,460
Department of Development Services	ST VINCENT'S SPECIAL NEEDS CENTER INC	21DDS0113RD	Community Living Arrangement	Q	\$11,533,630	\$0	\$0	\$11,533,630	7/1/2021	6/30/2024	\$34,255,597	\$31,903,744	\$2,351,853
Department of Development Services	ST VINCENT'S SPECIAL NEEDS CENTER INC	22DDS0153NS	Non-Standard Residential Services	Q	\$280,877	\$0	\$0	\$280,877	9/1/2022	6/30/2024	\$817,027	\$397,213	\$419,814
Department of Development Services	STAR INC LIGHTING THE WAY	21DDS0114RD	Community Living Arrangement	Q	\$14,846,289	\$0	\$0	\$14,846,289	7/1/2021	6/30/2024	\$44,474,628	\$40,709,079	\$3,765,549
Department of Development Services	SUNRISE NORTHEAST INC	21DDS0115RD	Community Living Arrangements	Q	\$19,701,903	\$0	\$0	\$19,701,903	7/1/2021	6/30/2024	\$67,505,130	\$52,345,509	\$15,159,621
Department of Development Services	SUNSET HILL INC	21DDS0116RD	Community Living Arrangements	Q	\$585,064	\$0	\$0	\$585,064	7/1/2021	6/30/2024	\$1,753,666	\$1,627,347	\$126,319
Department of Development Services	SUNSET SHORES OF MILFORD INC	12DDS0259OT	Administrative Fees	N	\$3,075,890	\$0	\$0	\$3,075,890	1/1/2013	1/31/2025	\$26,163,104	\$25,424,627	\$738,477
Department of Development Services	SUNSET SHORES OF MILFORD INC	21DDS0117RD	Day Support Options	Q	\$974,375	\$0	\$0	\$974,375	7/1/2021	6/30/2024	\$2,599,550	\$2,512,506	\$87,044
Department of Development Services	THE ARC EASTERN CONNECTICUT	21DDS0012RD	Behavior Supports, Clinical	Q	\$22,521,681	\$0	\$0	\$22,521,681	7/1/2021	6/30/2024	\$68,871,788	\$62,629,509	\$6,242,279
Department of Development Services	THE ARC OF LITCHFIELD COUNTY INC	21DDS0119RD	Community Living Arrangement	Q	\$7,571,750	\$0	\$0	\$7,571,750	7/1/2021	6/30/2024	\$22,956,723	\$20,498,777	\$2,457,946

POS FY 2024 Report Detail by Agency

Agency	Supplier Name	Contract ID #	Contract Description	Competitive ₁	Payments				Terms				
					General Fund	Federal Fund	Other Fund ₂	Total FY 2024 ₃	Contract Begin Date	Contract Expire Date	Cumulative Contract Total Amount ₄	Cumulative Contract Payments ₅	Cumulative Contract Balance Remaining ₆
Department of Development Services	THE ARC OF SOUTHTON INC	21DDS0014RD	Behavior Supports, Clinical	Q	\$6,701,380	\$0	\$0	\$6,701,380	7/1/2021	6/30/2024	\$20,359,114	\$18,585,388	\$1,773,726
Department of Development Services	THE ARC OF THE FARMINGTON VALLEY INC	21DDS0118RD	Behavior Supports, Clinical	Q	\$18,140,121	\$0	\$0	\$18,140,121	7/1/2021	6/30/2024	\$51,063,752	\$48,146,107	\$2,917,645
Department of Development Services	THE BEAR DEN PROJECT INC	22DDS0154NS	Non Standard Residential Services	Q	\$130,885	\$0	\$0	\$130,885	7/1/2022	6/30/2024	\$442,468	\$267,997	\$174,472
Department of Development Services	THE CARING COMMUNITY OF CONNECTICUT INC	21DDS0027RD	Community Living Arrangement	Q	\$21,504,868	\$0	\$0	\$21,504,868	7/1/2021	6/30/2024	\$62,976,363	\$58,391,388	\$4,584,975
Department of Development Services	THE CHILDREN'S CENTER OF HAMDEN INC	21DDS0003RD1	Community Living Arrangement	Q	\$1,064,015	\$0	\$0	\$1,064,015	7/1/2021	6/30/2024	\$4,693,306	\$3,478,856	\$1,214,450
Department of Development Services	THE CONNECTICUT INSTITUTE FOR THE BLIND	21DDS0041RD	Clinical Response Team	Q	\$45,905,414	\$0	\$0	\$45,905,414	7/1/2021	6/30/2024	\$139,691,548	\$126,953,266	\$12,738,282
Department of Development Services	THE DEVEREUX FOUNDATION	22DDS0143POS01	Non-standard Residential Services	Q	\$166,034	\$0	\$0	\$166,034	8/1/2022	6/30/2024	\$434,212	\$298,821	\$135,391
Department of Development Services	THE KENNEDY COLLECTIVE INC	21DDS0076RD	Clinical Behavior Supports	Q	\$23,910,695	\$0	\$0	\$23,910,695	7/1/2021	6/30/2024	\$85,040,578	\$68,895,866	\$16,144,712
Department of Development Services	THE LIGHTHOUSE VOC-ED CENTER INC	21DDS0080RD	Day Support Options	Q	\$1,755,962	\$0	\$0	\$1,755,962	7/1/2021	6/30/2024	\$4,763,312	\$4,641,959	\$121,353
Department of Development Services	THE WEST HAVEN COMMUNITY HOUSE	21DDS0128RD	Community Living Arrangement	Q	\$5,058,350	\$0	\$0	\$5,058,350	7/1/2021	6/30/2024	\$14,437,449	\$13,559,843	\$877,606
Department of Development Services	TRANSITIONAL EMPLOYMENT UNLIMITED INC	21DDS0120RD	Day Support Options	Q	\$701,020	\$0	\$0	\$701,020	7/1/2021	6/30/2024	\$2,412,195	\$2,204,952	\$207,243
Department of Development Services	TRANSITIONCT	21DDS0136RD	Day Support	Q	\$1,676,009	\$0	\$0	\$1,676,009	10/1/2021	6/30/2024	\$4,478,194	\$3,874,120	\$604,074
Department of Development Services	TURNING LEAF AGENCY CORP	21DDS0121RD	Continuous Residential Supports	Q	\$3,573,186	\$0	\$0	\$3,573,186	7/1/2021	6/30/2024	\$10,760,363	\$9,126,421	\$1,633,942
Department of Development Services	UNITED CEREBRAL PALSY ASSOCIATION	21DDS0122RD	Behavior Supports, Clinical	Q	\$4,441,977	\$0	\$0	\$4,441,977	7/1/2021	6/30/2024	\$12,512,098	\$11,485,845	\$1,026,253
Department of Development Services	UNITY PROJECT INC	22DDS6466NS	Non Standard Residential Services	Q	\$190,457	\$0	\$0	\$190,457	7/1/2022	6/30/2024	\$511,020	\$379,426	\$131,594
Department of Development Services	VIABILITY INC	21DDS0124RD	Behavior Supports, Clinical	Q	\$4,762,504	\$0	\$0	\$4,762,504	7/1/2021	6/30/2024	\$16,718,757	\$13,853,940	\$2,864,817
Department of Development Services	VINFEN CORPORATION OF CONNECTICUT INC	21DDS0125RD	Behavior Supports, Clinical	Q	\$21,624,403	\$0	\$0	\$21,624,403	7/1/2021	6/30/2024	\$65,081,357	\$59,436,325	\$5,645,032
Department of Development Services	VISTA LIFE INNOVATIONS INC	21DDS0126RD	Day Support Options	Q	\$2,876,953	\$0	\$0	\$2,876,953	7/1/2021	6/30/2024	\$10,948,599	\$7,946,383	\$3,002,216
Department of Development Services	WATERBURY ARC INC	21DDS0127RD	Day Support Options	Q	\$5,384,120	\$0	\$0	\$5,384,120	7/1/2021	6/30/2024	\$16,009,734	\$15,131,673	\$878,061
Department of Development Services	WHEELER CLINIC INC	17DDS2005CS	In-Home Training	N	\$107,310	\$0	\$0	\$107,310	7/1/2017	6/30/2024	\$840,000	\$727,283	\$112,717
Department of Development Services	WHOLE LIFE INC	21DDS0129RD	Community Living Arrangement	Q	\$29,101,153	\$0	\$0	\$29,101,153	7/1/2021	6/30/2024	\$81,798,333	\$75,722,855	\$6,075,478
Department of Development Services	WINCHESTER TOWN TREASURER	21DDS0131RD	Day Support Options	E	\$601,770	\$0	\$0	\$601,770	7/1/2021	6/30/2024	\$2,131,074	\$1,612,167	\$518,907
Department of Development Services	WINDSOR INDEPENDENT LIVING	21DDS0130RD	Behavior Supports, Clinical	Q	\$5,163,142	\$0	\$0	\$5,163,142	7/1/2021	6/30/2024	\$15,003,671	\$14,004,970	\$998,701
Department of Development Services	WITHIN REACH LLC	22DDS0142RD	Individual Home Supports	Q	\$2,371,071	\$0	\$0	\$2,371,071	11/1/2022	6/30/2024	\$4,841,644	\$3,233,481	\$1,608,163
DDS TOTAL	172				\$1,115,104,450	\$0	\$0	\$1,115,104,450			\$3,436,426,970	\$3,050,308,736	\$386,118,234

POS FY 2024 Report Detail by Agency

Agency	Supplier Name	Contract ID #	Contract Description	Competitive ₁	Payments				Terms				
					General Fund	Federal Fund	Other Fund ₂	Total FY 2024 ₃	Contract Begin Date	Contract Expire Date	Cumulative Contract Total Amount ₄	Cumulative Contract Payments ₅	Cumulative Contract Balance Remaining ₆
Department of Housing	ADVANCING CONNECTICUT TOGETHER INC	18DOH0911AA	18DOH0911AA-RRH-Fairfield Cty	N	\$1,430,557	\$1,295,852	\$0	\$2,726,409	7/1/2018	6/30/2023	\$6,227,071	\$6,189,148	\$37,923
Department of Housing	ADVANCING CONNECTICUT TOGETHER INC	20DOH0931AA	20DOH0931AA-youth homeless	N	\$130,624	\$645,330	\$0	\$775,954	12/1/2020	11/30/2024	\$5,873,957	\$4,179,020	\$1,694,937
Department of Housing	ADVANCING CONNECTICUT TOGETHER INC	22DOH0012CIA	22DOH0012CIA	N	\$750,000	\$0	\$497,903	\$1,247,903	8/1/2022	6/30/2026	\$3,750,000	\$1,750,000	\$2,000,000
Department of Housing	ADVANCING CONNECTICUT TOGETHER INC	22DOH0911AACT0339	2021	Y	\$151,551	\$779,297	\$0	\$930,848	12/1/2021	11/30/2023	\$1,002,648	\$956,426	\$46,222
Department of Housing	ADVANCING CONNECTICUT TOGETHER INC	22DOH0921AARRH	RRH Probation Clients	Y	\$54,717	\$0	\$0	\$54,717	7/1/2022	6/30/2025	\$750,000	\$300,000	\$450,000
Department of Housing	ADVANCING CONNECTICUT TOGETHER INC	22DOH0931AAESG	2020	Y	\$27,226	\$961,847	\$0	\$989,073	6/1/2022	9/30/2023	\$1,174,985	\$1,104,986	\$69,999
Department of Housing	ADVANCING CONNECTICUT TOGETHER INC	23DOH0601AA	AIDs	Y	\$439,841	\$0	\$0	\$439,841	7/1/2023	6/30/2025	\$879,682	\$439,841	\$439,841
Department of Housing	ADVANCING CONNECTICUT TOGETHER INC	23DOH0901AA	Homelessness Rental Assistance	Y	\$0	\$3,045,524	\$0	\$3,045,524	7/1/2023	3/31/2025	\$4,170,254	\$3,045,524	\$1,124,731
Department of Housing	ADVANCING CONNECTICUT TOGETHER INC	23DOH09CT0383AA	Continuum of Care RRH	N	\$0	\$135,315	\$0	\$135,315	10/1/2023	9/30/2024	\$180,420	\$135,315	\$45,105
Department of Housing	ADVANCING CONNECTICUT TOGETHER INC	24DOH09CT0339AA	CoC Rapid Rehousing	N	\$0	\$266,337	\$0	\$266,337	12/1/2023	11/30/2024	\$355,116	\$266,337	\$88,779
Department of Housing	ALLIANCE FOR LIVING INC	23DOH0601AD	AIDs related services	Y	\$386,412	\$112,736	\$0	\$499,148	7/1/2023	6/30/2026	\$1,497,444	\$499,148	\$998,296
Department of Housing	ANGEL OF EDGEWOOD INC	23DOH0101BF	Food Bank Services	N	\$175,000	\$0	\$0	\$175,000	8/1/2023	6/30/2024	\$175,000	\$175,000	\$0
Department of Housing	APEX COMMUNITY CARE INC	23DOH0601AC	HIV / AIDS Housing Services	Y	\$294,388	\$0	\$0	\$294,388	7/1/2023	6/30/2026	\$905,685	\$294,388	\$611,297
Department of Housing	AREA CONGREGATIONS TOGETHER INC	19DOH0101AG	19DOH0101AG ESS	N	\$79,139	\$90,015	\$10,903	\$180,057	7/1/2019	12/31/2023	\$1,159,149	\$1,159,149	\$0
Department of Housing	AREA CONGREGATIONS TOGETHER INC	24DOH0101AG	ESS-Rebid	Y	\$71,071	\$135,929	\$0	\$207,000	1/1/2024	6/30/2027	\$1,449,000	\$207,000	\$1,242,000
Department of Housing	BETH-EL CENTER INC	15DOH0101AH	Emergency Shelter Program	Y	\$0	\$100,409	\$6,341	\$106,750	7/1/2015	12/31/2023	\$1,642,624	\$1,642,624	\$0
Department of Housing	BETH-EL CENTER INC	24DOH00901PD	Millford CT predevelopment work	E	\$0	\$0	\$50,000	\$50,000	2/1/2024	8/1/2025	\$50,000	\$50,000	\$0
Department of Housing	BETH-EL CENTER INC	24DOH0101AH	ESS-Rebid	Y	\$0	\$103,579	\$0	\$103,579	1/1/2024	6/30/2027	\$725,056	\$103,579	\$621,477
Department of Housing	BHCARE INC	20DOH0201BV	20DOH0201BV Eviction Prev.	N	\$0	\$95,486	\$0	\$95,486	10/1/2020	6/30/2023	\$301,188	\$279,523	\$21,665
Department of Housing	CENTRAL CONNECTICUT COAST YOUNG MEN'S	19DOH0101AJ	19DOH0101AJ-ESS	N	\$254,618	\$45,092	\$15,577	\$315,286	7/1/2019	12/31/2023	\$2,444,667	\$2,444,667	\$0
Department of Housing	CENTRAL CONNECTICUT COAST YOUNG MEN'S	24DOH0101AJ	Emergency Shelter	Y	\$210,458	\$90,196	\$0	\$300,654	1/1/2024	6/30/2027	\$2,104,581	\$300,654	\$1,803,927
Department of Housing	CHEMICAL ABUSE SERVICES AGENCY INC	23DOH0601AK	HIV / AIDS Housing Services	Y	\$102,473	\$0	\$0	\$102,473	7/1/2023	6/30/2026	\$307,419	\$102,473	\$204,946
Department of Housing	CHRISTIAN COMMUNITY ACTION INC	19DOH0101AM	19DOH0101AM-ESS	N	\$235,912	\$26,824	\$9,248	\$271,983	7/1/2019	12/31/2023	\$2,108,607	\$2,108,607	\$0
Department of Housing	CHRISTIAN COMMUNITY ACTION INC	23DOH0801AM	TLP via Legislature	N	\$150,000	\$0	\$0	\$150,000	7/1/2023	6/30/2024	\$150,000	\$150,000	\$0
Department of Housing	CHRISTIAN COMMUNITY ACTION INC	24DOH0101AM	Emergency Shelter	Y	\$216,948	\$64,802	\$0	\$281,750	1/1/2024	6/30/2027	\$1,972,250	\$281,750	\$1,690,500

POS FY 2024 Report Detail by Agency

Agency	Supplier Name	Contract ID #	Contract Description	Competitive ₁	Payments				Terms				
					General Fund	Federal Fund	Other Fund ₂	Total FY 2024 ₃	Contract Begin Date	Contract Expire Date	Cumulative Contract Total Amount ₄	Cumulative Contract Payments ₅	Cumulative Contract Balance Remaining ₆
Department of Housing	CHRYSALIS CENTER INC	23DOH0601AN	HIV / AIDS Housing Services	Y	\$112,364	\$0	\$0	\$112,364	7/1/2023	6/30/2026	\$337,092	\$112,364	\$224,728
Department of Housing	CITY OF DANBURY	19DOH0101AZ	19DOH0101AZ ESS 20	E	\$41,784	\$0	\$0	\$41,784	7/1/2019	12/31/2023	\$323,843	\$323,843	\$0
Department of Housing	CITY OF DANBURY	24DOH0101AZ	ESS-Rebid	E	\$115,000	\$0	\$0	\$115,000	1/1/2024	6/30/2027	\$805,000	\$115,000	\$690,000
Department of Housing	CITY OF HARTFORD	19DOH0101BG	19DOH0101BG-ESS-20	E	\$305,881	\$0	\$0	\$305,881	7/1/2019	12/31/2023	\$2,370,745	\$2,370,745	\$0
Department of Housing	CITY OF HARTFORD	24DOH0101BG	ESS-Rebid	E	\$460,000	\$0	\$0	\$460,000	1/1/2024	6/30/2027	\$3,220,000	\$460,000	\$2,760,000
Department of Housing	COLUMBUS HOUSE INC	19DOH0401AO	19DOH0401AO-AIDS/ESS	N	\$721,839	\$578,485	\$0	\$1,300,324	7/1/2019	6/30/2024	\$8,393,838	\$8,204,252	\$189,586
Department of Housing	COLUMBUS HOUSE INC	21DOH0901AO	21DOH0901AO YHDP	Y	\$41,874	\$100,425	\$0	\$142,299	12/1/2021	11/30/2025	\$605,716	\$382,062	\$223,654
Department of Housing	COLUMBUS HOUSE INC	22DOHCHCT0339	COC rapid rehousing	Y	\$0	\$25,376	\$0	\$25,376	12/1/2022	11/30/2025	\$122,256	\$81,504	\$40,752
Department of Housing	COLUMBUS HOUSE INC	23DOH0601AO	HIV / AIDS Housing Services	Y	\$192,271	\$192,271	\$0	\$384,541	7/1/2023	6/30/2026	\$1,153,623	\$384,541	\$769,082
Department of Housing	COLUMBUS HOUSE INC	23DOH0901AO	Rapid Rehousing	N	\$0	\$0	\$65,000	\$65,000	7/1/2023	9/30/2026	\$195,000	\$65,000	\$130,000
Department of Housing	COLUMBUS HOUSE INC	24DOH0101AO	ESS-Rebid	Y	\$167,436	\$648,534	\$0	\$815,970	1/1/2024	6/30/2027	\$5,711,790	\$815,970	\$4,895,820
Department of Housing	COMMONS COMMUNITY DEVELOPMENT	24DOH06701PD	New Housing in Herbon, CT	N	\$0	\$0	\$300,000	\$300,000	2/1/2024	6/30/2025	\$300,000	\$300,000	\$0
Department of Housing	COMMUNITY HEALTH RESOURCES INC	21DOH0701AQ	2-26-21 to 6-30-21	N	\$76,959	\$0	\$25,000	\$101,959	2/26/2021	6/30/2025	\$451,077	\$354,018	\$97,059
Department of Housing	COMMUNITY HEALTH RESOURCES INC	22DOHCHRCT0339	Homelessness Rental	Y	\$0	\$115,200	\$0	\$115,200	12/1/2022	11/30/2025	\$576,000	\$115,200	\$460,800
Department of Housing	COMMUNITY HEALTH RESOURCES INC	23DOH0601AQ	HIV / AIDS housing services	Y	\$177,966	\$0	\$0	\$177,966	7/1/2023	6/30/2026	\$547,512	\$177,966	\$369,546
Department of Housing	COMMUNITY HEALTH RESOURCES INC	23DOH0901AQ	Homelessness Related Services	Y	\$357,988	\$66,240	\$0	\$424,228	7/1/2023	6/30/2024	\$424,228	\$424,228	\$0
Department of Housing	COMMUNITY HEALTH RESOURCES INC	24DOH1001HUBAQ	ARPA-HUB	Y	\$0	\$349,710	\$0	\$349,710	1/1/2024	9/30/2025	\$612,000	\$349,710	\$262,290
Department of Housing	COMMUNITY RENEWAL TEAM INC	19DOH0101AS	19DOH0101AS-ESS	N	\$94,340	\$225,849	\$0	\$320,188	7/1/2019	12/31/2023	\$2,216,488	\$2,216,488	\$0
Department of Housing	COMMUNITY RENEWAL TEAM INC	24DOH0101AS	ESS-Rebid	Y	\$52,900	\$177,100	\$0	\$230,000	1/1/2024	6/30/2027	\$1,610,000	\$230,000	\$1,380,000
Department of Housing	CONNECTICUT COALITION AGAINST DOMESTIC	21DOH0901FJ	Line 1 2020	N	\$0	\$898,408	\$0	\$898,408	11/1/2021	10/31/2024	\$7,198,363	\$3,085,415	\$4,112,948
Department of Housing	CONNECTICUT COALITION AGAINST DOMESTIC	23DOH0901FJ	Rapid Rehousing - CoC	Y	\$0	\$5,108,900	\$0	\$5,108,900	7/1/2023	6/30/2024	\$5,108,900	\$5,108,900	\$0
Department of Housing	CONNECTICUT COALITION TO END	21DOH0101AT	21DOH0101AT-CCEH HMIS state	N	\$590,099	\$181,576	\$0	\$771,675	7/1/2021	6/30/2025	\$3,218,772	\$2,254,453	\$964,319
Department of Housing	COVENANT SHELTER OF NEW LONDON INC	15DOH0101AY	Emergency Shelter Program	Y	\$2,886	\$101,829	\$17,900	\$122,615	7/1/2015	12/31/2023	\$1,627,849	\$1,627,849	\$0
Department of Housing	COVENANT SHELTER OF NEW LONDON INC	24DOH0101AY	ESS Rebid	Y	\$16,100	\$144,900	\$0	\$161,000	1/1/2024	6/30/2027	\$1,127,000	\$161,000	\$966,000
Department of Housing	FAMILY & CHILDRENS AGENCY INC	23DOH0701JT	Permanent Support Housing	Y	\$60,478	\$0	\$0	\$60,478	7/1/2023	12/31/2023	\$60,478	\$60,478	\$0

POS FY 2024 Report Detail by Agency

Agency	Supplier Name	Contract ID #	Contract Description	Competitive ₁	Payments				Terms				
					General Fund	Federal Fund	Other Fund ₂	Total FY 2024 ₃	Contract Begin Date	Contract Expire Date	Cumulative Contract Total Amount ₄	Cumulative Contract Payments ₅	Cumulative Contract Balance Remaining ₆
Department of Housing	FAMILY & CHILDRENS AGENCY INC	24DOH0701JT	Permanent Support Homelessness	Y	\$52,033	\$0	\$0	\$52,033	1/1/2024	6/30/2027	\$364,228	\$52,033	\$312,195
Department of Housing	FAMILY AND CHILDREN'S AID INC	15DOH0101BB	Emergency Shelter Services	Y	\$54,466	\$42,287	\$8,826	\$105,579	7/1/2015	12/31/2023	\$1,225,872	\$1,225,872	\$0
Department of Housing	FAMILY AND CHILDREN'S AID INC	24DOH0101BB	ESS-Rebid	Y	\$52,651	\$42,287	\$0	\$94,938	1/1/2024	6/30/2027	\$664,569	\$94,938	\$569,631
Department of Housing	FISH/FRIENDS IN SERVICE TO HUMANITY OF	15DOH0101CY	Emergency Shelter Program	Y	\$71,796	\$44,307	\$25,015	\$141,117	7/1/2015	12/31/2023	\$1,908,230	\$1,908,230	\$0
Department of Housing	FISH/FRIENDS IN SERVICE TO HUMANITY OF	24DOH0101CY	Emergency Shelter	Y	\$55,200	\$117,300	\$0	\$172,500	1/1/2024	6/30/2027	\$1,207,500	\$172,500	\$1,035,000
Department of Housing	FRIENDSHIP SERVICE CENTER INC	19DOH0101BC	19DOH0101BC ESS	N	\$191,552	\$42,221	\$17,088	\$250,861	7/1/2019	12/31/2023	\$1,390,240	\$1,390,240	\$0
Department of Housing	FRIENDSHIP SERVICE CENTER INC	24DOH0101BC	ESS Rebid	Y	\$132,026	\$84,409	\$0	\$216,435	1/1/2024	6/30/2027	\$1,515,048	\$216,435	\$1,298,613
Department of Housing	FRIENDSHIP SERVICE CENTER INC	24DOH07CT0306BC	Continuum of Care	N	\$0	\$99,000	\$0	\$99,000	7/1/2023	6/30/2027	\$396,000	\$99,000	\$297,000
Department of Housing	FRIENDSHIP SERVICE CENTER INC	24DOH0901BC	RRH-Diversion-Rebid	Y	\$112,500	\$0	\$0	\$112,500	1/1/2024	6/30/2027	\$787,500	\$112,500	\$675,000
Department of Housing	HANDS ON HARTFORD INC	23DOH0601BF	HIV / AIDS Housing Services	Y	\$710,407	\$0	\$0	\$710,407	7/1/2023	6/30/2026	\$2,131,221	\$710,407	\$1,420,814
Department of Housing	HOLY FAMILY HOME AND SHELTER INC	15DOH0101BH	Emergency Shelter Program	Y	\$88,885	\$47,683	\$13,501	\$150,068	7/1/2015	12/31/2023	\$2,024,911	\$2,024,911	\$0
Department of Housing	HOMES WITH HOPE INC	15DOH0101BK	Emergency Shelter Program	Y	\$5,041	\$78,533	\$23,405	\$106,979	7/1/2015	12/31/2023	\$1,380,951	\$1,380,951	\$0
Department of Housing	HOMES WITH HOPE INC	24DOH0101BK	ESS-Rebid	Y	\$13,110	\$96,140	\$0	\$109,250	1/1/2024	6/30/2027	\$764,750	\$109,250	\$655,500
Department of Housing	IMMACARE INC	19DOH0101BP	19DOH0101BP ESS	N	\$136,047	\$97,169	\$33,485	\$266,701	7/1/2019	12/31/2023	\$2,069,216	\$2,069,216	\$0
Department of Housing	IMMACARE INC	24DOH0101BP	Emergency Shelter	Y	\$89,343	\$341,907	\$0	\$431,250	1/1/2024	6/30/2027	\$3,018,750	\$431,250	\$2,587,500
Department of Housing	INDEPENDENCE NORTHWEST INC	23DOH0601BQ	HIV / AIDS Housing Services	Y	\$240,515	\$0	\$0	\$240,515	7/1/2023	6/30/2026	\$721,545	\$240,515	\$481,030
Department of Housing	INSPIRICA INC	23DOH0101BR	Homeless shelter	Y	\$343,203	\$0	\$17,924	\$361,127	7/1/2023	12/31/2023	\$361,127	\$361,127	\$0
Department of Housing	INSPIRICA INC	24DOH0101BR	ESS-Rebid	Y	\$236,832	\$107,508	\$0	\$344,340	1/1/2024	6/30/2027	\$2,410,383	\$344,340	\$2,066,043
Department of Housing	J D'AMELIA AND ASSOCIATES LLC	18DOH0501BO	FEDERAL HCV PROGRAMS	Y	\$9,722,440	\$119,187,586	\$289,968	\$129,199,993	7/1/2018	6/30/2025	\$760,503,385	\$632,264,180	\$128,239,205
Department of Housing	J D'AMELIA AND ASSOCIATES LLC	18DOH0511BO	PROGRAM FUNDS - STATE RENTAL ASSISTANCE PROGRAM	Y	\$80,421,554	\$0	\$817,460	\$81,239,015	7/1/2018	6/30/2025	\$549,706,092	\$428,633,943	\$121,072,149
Department of Housing	J D'AMELIA AND ASSOCIATES LLC	21DOH0701BO	21DOH0701BO PSH Rent. Asst.2020	N	\$166,778	\$289,311	\$0	\$456,089	7/1/2021	6/30/2025	\$2,335,256	\$1,459,914	\$875,342
Department of Housing	JOURNEY HOME INC	20DOH0201YG	20DOH0201YG EvictPrevention	N	\$0	\$85,997	\$0	\$85,997	10/1/2020	6/30/2023	\$901,598	\$736,497	\$165,101
Department of Housing	JOURNEY HOME INC	22DOH0901YG	2023	Y	\$29,126	\$0	\$0	\$29,126	12/15/2022	12/14/2024	\$65,720	\$53,771	\$11,949
Department of Housing	JOURNEY HOME INC	22DOH1001YG	22DOH1001YG emerg housing	Y	\$0	\$53,120	\$0	\$53,120	1/1/2022	12/31/2023	\$298,800	\$298,800	\$0
Department of Housing	JOURNEY HOME INC	23DOH1001YG	Cold Weather Assistance	N	\$1,344,500	\$0	\$0	\$1,344,500	11/1/2023	6/30/2024	\$1,344,500	\$1,344,500	\$0

POS FY 2024 Report Detail by Agency

Agency	Supplier Name	Contract ID #	Contract Description	Competitive ₁	Payments				Terms				
					General Fund	Federal Fund	Other Fund ₂	Total FY 2024 ₃	Contract Begin Date	Contract Expire Date	Cumulative Contract Total Amount ₄	Cumulative Contract Payments ₅	Cumulative Contract Balance Remaining ₆
Department of Housing	JOURNEY HOME INC	24DOH003CIA	CIA -CAN	N	\$0	\$0	\$114,283	\$114,283	7/1/2023	12/31/2023	\$114,283	\$114,283	\$0
Department of Housing	JOURNEY HOME INC	24DOH1001HUBYG	ARPA-HUB	Y	\$0	\$410,990	\$0	\$410,990	1/1/2024	9/30/2025	\$719,235	\$410,990	\$308,245
Department of Housing	JOURNEY HOME INC	24DOH1001YG	CAN-Diversion Rebid	Y	\$0	\$271,661	\$114,283	\$385,944	1/1/2024	6/30/2027	\$3,283,994	\$385,944	\$2,898,050
Department of Housing	JOURNEY HOME INC	24DOHARPAFLEXYG	ARPA-Flex (CAN Diversion)	Y	\$0	\$180,066	\$0	\$180,066	1/1/2024	12/31/2026	\$540,200	\$180,066	\$360,134
Department of Housing	KW CONSULTANTS LLC	19DOH0002PS	Consulting Services- CDBG Small Cities	Y	\$0	\$53,034	\$0	\$53,034	4/15/2019	9/30/2024	\$246,988	\$194,189	\$52,800
Department of Housing	LEEWAY INC	23DOH0601BT	HIV/AIDS housing Services	Y	\$100,000	\$0	\$0	\$100,000	7/1/2023	6/30/2026	\$300,000	\$100,000	\$200,000
Department of Housing	LIBERTY COMMUNITY SERVICES INC	23DOH0601BV	HIV / AIDS Housing	Y	\$641,087	\$0	\$0	\$641,087	7/1/2023	6/30/2026	\$1,923,261	\$641,087	\$1,282,174
Department of Housing	LIBERTY COMMUNITY SERVICES INC	24DOH07CT0306BV	CoC Award CT0306L1E052205	N	\$0	\$93,749	\$0	\$93,749	7/1/2023	6/30/2027	\$377,280	\$93,749	\$283,531
Department of Housing	MATRIX RENTAL SOLUTIONS INC	24DOH0501MX	UniteCT Rental Assistance Prog	N	\$0	\$25,000	\$0	\$25,000	3/18/2024	12/31/2024	\$100,000	\$25,000	\$75,000
Department of Housing	MENTAL HEALTH CONNECTICUT INC	23DOH1001WT	Homeless Outreach	Y	\$54,017	\$0	\$0	\$54,017	7/1/2023	12/31/2023	\$54,017	\$54,017	\$0
Department of Housing	MERCY HOUSING & SHELTER CORPORATION	21DOH0901BX	21DOH0901BX RRH Probation	N	\$147,500	\$0	\$112,500	\$260,000	7/1/2021	6/30/2025	\$911,313	\$440,000	\$471,313
Department of Housing	MERCY HOUSING & SHELTER CORPORATION	23DOH0101BX	Emergency Shelter Services	Y	\$117,179	\$88,278	\$14,508	\$219,965	7/1/2023	12/31/2023	\$219,965	\$219,965	\$0
Department of Housing	MERCY HOUSING & SHELTER CORPORATION	23DOH0601BX	HOUSING FOR PERSONS WITH AIDS	Y	\$595,905	\$0	\$0	\$595,905	7/1/2023	6/30/2026	\$1,833,303	\$595,905	\$1,237,398
Department of Housing	MERCY HOUSING & SHELTER CORPORATION	23DOH0701BX	Permanent Supportive Housing	Y	\$178,456	\$0	\$0	\$178,456	7/1/2023	12/31/2023	\$178,456	\$178,456	\$0
Department of Housing	MERCY HOUSING & SHELTER CORPORATION	23DOH07CT0306BX	Permanent Support Housing	Y	\$0	\$78,103	\$0	\$78,103	7/1/2023	6/30/2024	\$78,103	\$78,103	\$0
Department of Housing	MERCY HOUSING & SHELTER CORPORATION	23DOH0901BX	Continuum Of Care	Y	\$0	\$140,203	\$0	\$140,203	1/1/2023	6/30/2027	\$686,262	\$140,203	\$546,059
Department of Housing	MERCY HOUSING & SHELTER CORPORATION	24DOH0901BX	RRH-Div Rebid	Y	\$100,000	\$0	\$0	\$100,000	1/1/2024	6/30/2027	\$700,000	\$100,000	\$600,000
Department of Housing	MUTUAL HOUSING ASSOCIATION OF GREATER	21DOH0503HW	21DOH0503HW MHAofGr.Hartford	N	\$0	\$205,372	\$0	\$205,372	3/8/2021	6/30/2025	\$939,323	\$627,896	\$311,428
Department of Housing	MUTUAL HOUSING ASSOCIATION OF SOUTH	21DOH0502VY	21DOH0502VY-UniteCT Level I	N	\$0	\$206,505	\$0	\$206,505	3/8/2021	6/30/2025	\$1,098,209	\$598,009	\$500,200
Department of Housing	MUTUAL HOUSING ASSOCIATION OF SOUTH	21DOH0512VY	21DOH0512VY-UniteCT Level II	N	\$0	\$1,389,150	\$0	\$1,389,150	3/15/2021	12/31/2025	\$9,728,475	\$7,982,802	\$1,745,673
Department of Housing	MY SISTERS PLACE INC	22DOH0501CB	case mgmt. for housing	Y	\$443,280	\$0	\$0	\$443,280	7/1/2022	6/30/2026	\$1,718,816	\$843,280	\$875,536
Department of Housing	MY SISTERS PLACE INC	23DOH0701CB	Permanent Supportive Housing	E	\$49,122	\$0	\$0	\$49,122	7/1/2023	12/31/2023	\$49,122	\$49,122	\$0
Department of Housing	MY SISTERS PLACE INC	24DOH0701CB	PSH-rebid	Y	\$67,500	\$0	\$0	\$67,500	1/1/2024	6/30/2027	\$472,500	\$67,500	\$405,000
Department of Housing	NATIONAL CENTER FOR HOUSING AND CHILD	22DOH0014CIA	22DOH0014CIA CASE MGMT	N	\$0	\$0	\$75,000	\$75,000	10/1/2022	9/30/2024	\$150,000	\$150,000	\$0
Department of Housing	NEIGHBORHOOD HOUSING SERVICES OF	21DOH0502LE	21DOH0502LE UniteCT Level I	N	\$0	\$145,121	\$0	\$145,121	3/8/2021	6/30/2025	\$705,046	\$450,121	\$254,925

POS FY 2024 Report Detail by Agency

Agency	Supplier Name	Contract ID #	Contract Description	Competitive ₁	Payments				Terms				
					General Fund	Federal Fund	Other Fund ₂	Total FY 2024 ₃	Contract Begin Date	Contract Expire Date	Cumulative Contract Total Amount ₄	Cumulative Contract Payments ₅	Cumulative Contract Balance Remaining ₆
Department of Housing	NEIGHBORHOOD HOUSING SERVICES OF	21DOH0512LE	21DOH0512LE NHS WTBY Level II	N	\$0	\$1,348,060	\$0	\$1,348,060	3/15/2021	12/31/2025	\$9,271,605	\$7,760,568	\$1,511,037
Department of Housing	NEW LONDON HOMELESS HOSPITALITY	15DOH0101CD	Emergency Shelter Program	Y	\$109,711	\$28,285	\$9,656	\$147,651	7/1/2015	12/31/2023	\$1,695,640	\$1,695,640	\$0
Department of Housing	NEW LONDON HOMELESS HOSPITALITY	23DOH0294NLHH	Homelessness Related Services	Y	\$0	\$161,673	\$0	\$161,673	7/1/2023	6/30/2027	\$995,837	\$161,673	\$834,164
Department of Housing	NEW LONDON HOMELESS HOSPITALITY	24DOH0101CD	Emergency Shelter	Y	\$120,750	\$80,500	\$0	\$201,250	1/1/2024	6/30/2027	\$1,408,750	\$201,250	\$1,207,500
Department of Housing	NEW OPPORTUNITIES INC	19DOH0101CE	19DOH0101CE-ESS	N	\$199,678	\$166,742	\$28,780	\$395,199	7/1/2019	12/31/2023	\$2,918,626	\$2,918,626	\$0
Department of Housing	NEW OPPORTUNITIES INC	23DOH0901CE	Rehousing Services	Y	\$50,445	\$0	\$25,225	\$75,670	7/1/2023	6/30/2024	\$75,670	\$75,670	\$0
Department of Housing	NEW OPPORTUNITIES INC	23DOH1001CE	Coordinated Access Network	N	\$55,698	\$0	\$0	\$55,698	7/1/2023	12/31/2023	\$55,698	\$55,698	\$0
Department of Housing	NEW OPPORTUNITIES INC	24DOH0004CIA	CIA Coordinated Access Network	E	\$0	\$0	\$29,538	\$29,538	7/1/2023	12/31/2023	\$29,538	\$29,538	\$0
Department of Housing	NEW OPPORTUNITIES INC	24DOH0101CE	Homeless Shelter	Y	\$208,725	\$170,775	\$0	\$379,500	1/1/2024	6/30/2027	\$2,656,500	\$379,500	\$2,277,000
Department of Housing	NEW OPPORTUNITIES INC	24DOH1001CE	COORDINATED ACCESS NETWORK	Y	\$58,781	\$58,781	\$29,538	\$147,100	1/1/2024	6/30/2027	\$1,029,703	\$147,100	\$882,603
Department of Housing	NEW OPPORTUNITIES INC	24DOH1001HUBCE	ARPA-HUB	Y	\$0	\$478,570	\$0	\$478,570	1/1/2024	9/30/2025	\$837,500	\$478,570	\$358,930
Department of Housing	NEW OPPORTUNITIES INC	24DOHARPAFLEXCE	ARPA-CAN Flexible Funds	Y	\$0	\$46,333	\$0	\$46,333	1/1/2024	12/31/2026	\$139,000	\$46,333	\$92,667
Department of Housing	NEW REACH INC	19DOH0701CC	19DOH0701CC PSH Youth	N	\$73,952	\$0	\$0	\$73,952	9/1/2019	6/30/2025	\$379,728	\$313,952	\$65,776
Department of Housing	NEW REACH INC	22DOH0101CC	22DOH0101CC ESS	N	\$0	\$300,000	\$0	\$300,000	2/1/2022	12/31/2026	\$500,000	\$500,000	\$0
Department of Housing	NEW REACH INC	22DOHNRCT0339	Cont.ofCare Rapid Rehousing	Y	\$0	\$46,875	\$0	\$46,875	12/1/2022	11/30/2025	\$562,500	\$112,500	\$450,000
Department of Housing	NEW REACH INC	23DOH0101CC	Emergency Shelter Services	Y	\$189,228	\$280,156	\$45,799	\$515,183	7/1/2023	12/31/2023	\$515,183	\$515,183	\$0
Department of Housing	NEW REACH INC	23DOH0601CC	HIV/AIDS housing services	Y	\$528,038	\$0	\$0	\$528,038	7/1/2023	6/30/2026	\$1,584,114	\$528,038	\$1,056,076
Department of Housing	NEW REACH INC	23DOH0901CANCC	Rapid Rehousing	Y	\$129,917	\$0	\$0	\$129,917	7/1/2023	12/31/2023	\$129,917	\$129,917	\$0
Department of Housing	NEW REACH INC	23DOH0901CC	Continuum of Care	Y	\$0	\$60,983	\$0	\$60,983	10/1/2023	9/30/2024	\$81,311	\$60,983	\$20,328
Department of Housing	NEW REACH INC	23DOH09CT0294HCC	Continuum Of Care	Y	\$0	\$326,307	\$0	\$326,307	7/1/2023	6/30/2027	\$1,744,887	\$326,307	\$1,418,580
Department of Housing	NEW REACH INC	24DOH0101CC	ESS-Rebid	Y	\$205,627	\$280,156	\$0	\$485,783	1/1/2024	6/30/2027	\$3,400,481	\$485,783	\$2,914,698
Department of Housing	NOANK COMMUNITY SUPPORT SERVICES INC	21DOH0903JK	Youth Navigator	E	\$2,833	\$0	\$0	\$2,833	12/1/2021	11/30/2024	\$33,990	\$25,235	\$8,755
Department of Housing	NORTHWESTERN CONNECTICUT YMCA INC	15DOH0101CF	Emergency Shelter Program	Y	\$27,438	\$17,394	\$3,397	\$48,229	7/1/2015	12/31/2023	\$652,843	\$652,843	\$0
Department of Housing	NORTHWESTERN CONNECTICUT YMCA INC	24DOH0101CF	ESS-Rebid	Y	\$56,120	\$35,880	\$0	\$92,000	1/1/2024	6/30/2027	\$644,000	\$92,000	\$552,000
Department of Housing	OP HOPE OF FAIRFIELD INC	19DOH1101CJ	19DOH1101CJ Homeless outreach	N	\$105,663	\$0	\$0	\$105,663	7/1/2019	12/31/2023	\$818,945	\$818,945	\$0

POS FY 2024 Report Detail by Agency

Agency	Supplier Name	Contract ID #	Contract Description	Competitive ₁	Payments				Terms				
					General Fund	Federal Fund	Other Fund ₂	Total FY 2024 ₃	Contract Begin Date	Contract Expire Date	Cumulative Contract Total Amount ₄	Cumulative Contract Payments ₅	Cumulative Contract Balance Remaining ₆
Department of Housing	OP HOPE OF FAIRFIELD INC	23DOH1101CJ	Shelter Services	N	\$163,783	\$0	\$0	\$163,783	1/1/2024	6/30/2026	\$491,350	\$163,783	\$327,567
Department of Housing	PACIFIC HOUSE INC	15DOH0101CN	Emergency Shelter Program	Y	\$109,716	\$140,079	\$34,588	\$284,383	7/1/2015	12/31/2023	\$4,211,864	\$4,211,864	\$0
Department of Housing	PACIFIC HOUSE INC	24DOH0101CN	ESS-Rebid	Y	\$46,230	\$339,020	\$0	\$385,250	1/1/2024	6/30/2027	\$2,696,750	\$385,250	\$2,311,500
Department of Housing	PRUDENCE CRANDALL CENTER INC	19DOH0101VN	19DOH0101VN-ESS	N	\$0	\$12,731	\$0	\$12,731	7/1/2019	12/31/2023	\$114,579	\$114,579	\$0
Department of Housing	PRUDENCE CRANDALL CENTER INC	22DOHPCT0356	Homelessness domestic violence	Y	\$0	\$615,110	\$0	\$615,110	6/1/2023	11/30/2025	\$1,220,238	\$615,110	\$605,128
Department of Housing	PRUDENCE CRANDALL CENTER INC	24DOH0101VN	Emergency Shelter	Y	\$0	\$12,731	\$0	\$12,731	1/1/2024	6/30/2027	\$89,117	\$12,731	\$76,386
Department of Housing	QUINNIPIAC UNIVERSITY	23DOH0501QU	Emergency Rental Assistance	N	\$0	\$270,000	\$0	\$270,000	9/1/2023	6/30/2025	\$540,000	\$270,000	\$270,000
Department of Housing	RECOVERY NETWORK OF PROGRAMS INC	23DOH0101CL	Emergency Shelter Services	Y	\$13,869	\$152,910	\$24,945	\$191,724	7/1/2023	12/31/2023	\$191,724	\$191,724	\$0
Department of Housing	RECOVERY NETWORK OF PROGRAMS INC	23DOH0601CL	HIV/AIDS housing services	Y	\$150,000	\$0	\$0	\$150,000	7/1/2023	6/30/2026	\$450,000	\$150,000	\$300,000
Department of Housing	RECOVERY NETWORK OF PROGRAMS INC	24DOH0101CL	ESS Rebid	Y	\$13,685	\$164,220	\$17,595	\$195,500	1/1/2024	6/30/2027	\$1,368,500	\$195,500	\$1,173,000
Department of Housing	SOUTH PARK INN INC	19DOH0101CO	19DOH0101CO-ESS	N	\$120,726	\$225,009	\$38,812	\$384,547	7/1/2019	12/31/2023	\$2,653,652	\$2,653,652	\$0
Department of Housing	SOUTH PARK INN INC	24DOH0101CO	Emergency Shelter	Y	\$117,530	\$268,640	\$33,580	\$419,750	1/1/2024	6/30/2027	\$2,938,250	\$419,750	\$2,518,500
Department of Housing	ST VINCENT DEPAUL MISSION OF BRISTOL INC	19DOH0101CQ	19DOH0101CQ-ESS	N	\$28,248	\$128,812	\$15,954	\$173,014	7/1/2019	12/31/2023	\$1,429,498	\$1,429,498	\$0
Department of Housing	ST VINCENT DEPAUL MISSION OF BRISTOL INC	24DOH0101CQ	ESS-Rebid	Y	\$0	\$157,061	\$10,636	\$167,697	1/1/2024	6/30/2027	\$1,173,879	\$167,697	\$1,006,182
Department of Housing	ST VINCENT DEPAUL PL MIDDLETOWN	23DOH1001CZ	CAN Cold Weather Assistance	Y	\$347,500	\$0	\$0	\$347,500	11/1/2023	6/30/2024	\$347,500	\$347,500	\$0
Department of Housing	THAMES RIVER COMMUNITY SERVICE INC	17DOH0801CW	17DOH0801CW-Youth housing	Y	\$139,126	\$0	\$0	\$139,126	7/1/2017	6/30/2025	\$986,013	\$853,518	\$132,495
Department of Housing	THAMES RIVER COMMUNITY SERVICE INC	22DOH0901CW	Line1	Y	\$68,397	\$78,042	\$0	\$146,438	12/1/2022	11/30/2025	\$437,570	\$219,331	\$218,240
Department of Housing	THAMES RIVER COMMUNITY SERVICE INC	24DOH0901CW	CoC	E	\$7,553	\$0	\$0	\$7,553	4/1/2024	10/31/2027	\$45,320	\$7,553	\$37,767
Department of Housing	THAMES VALLEY COUNCIL FOR COMMUNITY	21DOH1011CX	state	Y	\$714,866	\$0	\$0	\$714,866	11/1/2021	9/30/2023	\$1,147,919	\$1,147,919	\$0
Department of Housing	THAMES VALLEY COUNCIL FOR COMMUNITY	22DOH1001CX	22DOH1001CX EHV	Y	\$0	\$6,225	\$0	\$6,225	1/1/2022	12/31/2023	\$74,700	\$74,700	\$0
Department of Housing	THAMES VALLEY COUNCIL FOR COMMUNITY	23DOH0401CX	Rapid Rehousing/Diversion	N	\$185,049	\$0	\$0	\$185,049	7/1/2023	12/31/2023	\$185,049	\$185,049	\$0
Department of Housing	THAMES VALLEY COUNCIL FOR COMMUNITY	23DOH0901CX	Rapid Rehousing	N	\$113,693	\$0	\$0	\$113,693	7/1/2023	12/31/2023	\$113,693	\$113,693	\$0
Department of Housing	THAMES VALLEY COUNCIL FOR COMMUNITY	23DOH1001CX-A	CAN - Cold Weather	Y	\$696,000	\$0	\$0	\$696,000	11/1/2023	6/30/2024	\$696,000	\$696,000	\$0
Department of Housing	THE ACCESS AGENCY INC	15DOH0101AB	Emergency Shelter Program	Y	\$126,557	\$94,250	\$32,501	\$253,308	7/1/2015	12/31/2023	\$3,354,824	\$3,354,824	\$0
Department of Housing	THE ACCESS AGENCY INC	21DOH0901AB	21DOH0901AB YHDP	N	\$5,833	\$24,162	\$0	\$29,995	12/1/2021	11/30/2025	\$188,000	\$112,245	\$75,755

POS FY 2024 Report Detail by Agency

Agency	Supplier Name	Contract ID #	Contract Description	Competitive ₁	Payments				Terms				
					General Fund	Federal Fund	Other Fund ₂	Total FY 2024 ₃	Contract Begin Date	Contract Expire Date	Cumulative Contract Total Amount ₄	Cumulative Contract Payments ₅	Cumulative Contract Balance Remaining ₆
Department of Housing	THE ACCESS AGENCY INC	22DOH0901AB	Youth Homelessness	E	\$1,175	\$0	\$0	\$1,175	12/15/2022	12/14/2024	\$17,236	\$14,102	\$3,134
Department of Housing	THE ACCESS AGENCY INC	23DOH0901AB	Rapid Rehousing	E	\$0	\$37,427	\$0	\$37,427	7/1/2023	6/30/2024	\$37,427	\$37,427	\$0
Department of Housing	THE ACCESS AGENCY INC	23DOH1001AB	Coordinated Access Network	E	\$48,394	\$0	\$0	\$48,394	7/1/2023	12/31/2023	\$48,394	\$48,394	\$0
Department of Housing	THE ACCESS AGENCY INC	24DOH0101AB	Emergency Shelter	Y	\$31,625	\$230,000	\$25,875	\$287,500	1/1/2024	6/30/2027	\$2,012,500	\$287,500	\$1,725,000
Department of Housing	THE CONNECTION INC	19DOH0101AW	19DOH0101AW-ESS	N	\$74,470	\$36,412	\$12,554	\$123,435	7/1/2019	12/31/2023	\$957,497	\$957,497	\$0
Department of Housing	THE CONNECTION INC	22DOH0901AW	2021	N	\$131,907	\$210,000	\$0	\$341,907	12/1/2022	11/30/2025	\$1,005,000	\$509,407	\$495,593
Department of Housing	THE CONNECTION INC	23DOH0101AW	Daily Living Assistance Srvc	N	\$150,000	\$0	\$0	\$150,000	7/1/2023	6/30/2024	\$150,000	\$150,000	\$0
Department of Housing	THE CONNECTION INC	24DOH0101AW	ESS-Rebid	Y	\$53,475	\$106,950	\$12,075	\$172,500	1/1/2024	6/30/2027	\$1,207,500	\$172,500	\$1,035,000
Department of Housing	THE HOUSING COLLECTIVE INC	20DOH0201CT	20DOH0201CT EvictionPrevention	N	\$0	\$289,499	\$0	\$289,499	10/1/2020	12/31/2023	\$1,613,071	\$1,613,071	\$0
Department of Housing	THE HOUSING COLLECTIVE INC	21DOH0901CT	line 1	Y	\$428,204	\$0	\$0	\$428,204	7/1/2021	6/30/2023	\$1,583,380	\$1,583,380	\$0
Department of Housing	THE HOUSING COLLECTIVE INC	21DOH1001CT	21DOH1001CT Cold weather	Y	\$1,249,540	\$0	\$0	\$1,249,540	12/1/2021	9/30/2023	\$2,900,118	\$2,900,118	\$0
Department of Housing	THE HOUSING COLLECTIVE INC	22DOH0017CIA	22DOH0017CIA Housing Assistance	N	\$0	\$0	\$50,000	\$50,000	1/1/2023	9/30/2024	\$100,000	\$100,000	\$0
Department of Housing	THE HOUSING COLLECTIVE INC	22DOH0911CT	2023	E	\$1,597	\$0	\$0	\$1,597	12/1/2022	11/30/2024	\$23,414	\$19,157	\$4,257
Department of Housing	THE HOUSING COLLECTIVE INC	22DOH1001CT	Emerg. housing voucher	Y	\$0	\$28,013	\$0	\$28,013	1/1/2022	12/31/2023	\$224,100	\$224,100	\$0
Department of Housing	THE HOUSING COLLECTIVE INC	22DOHARPAHOUSCOLL	10-1-2022	N	\$0	\$1,683,333	\$0	\$1,683,333	10/1/2022	6/30/2025	\$2,525,000	\$2,525,000	\$0
Department of Housing	THE HOUSING COLLECTIVE INC	23DOH0901CT	Rapid Rehousing	N	\$149,212	\$0	\$0	\$149,212	7/1/2023	12/31/2023	\$149,212	\$149,212	\$0
Department of Housing	THE HOUSING COLLECTIVE INC	23DOH09CT0301CT	Continuum of Care	N	\$0	\$515,843	\$0	\$515,843	7/1/2023	6/30/2027	\$3,801,286	\$515,843	\$3,285,443
Department of Housing	THE HOUSING COLLECTIVE INC	23DOH1001CT	Coordinated Access Network	Y	\$96,660	\$0	\$0	\$96,660	7/1/2023	12/31/2023	\$96,660	\$96,660	\$0
Department of Housing	THE HOUSING COLLECTIVE INC	23DOH1011CT	CAN Cold Weather Assistance	N	\$1,092,000	\$364,000	\$0	\$1,456,000	11/1/2023	9/30/2024	\$1,506,000	\$1,456,000	\$50,000
Department of Housing	THE HOUSING COLLECTIVE INC	24DOHARPAFLEXCT	ARPA-Flex (CAN Diversion)	Y	\$0	\$194,133	\$0	\$194,133	1/1/2024	12/31/2026	\$582,400	\$194,133	\$388,267
Department of Housing	THE JUSTICE EDUCATION CENTER INC	23DOH0501DE	Project Longevity program	N	\$1,125,000	\$0	\$0	\$1,125,000	7/1/2023	6/30/2025	\$3,000,000	\$1,125,000	\$1,875,000
Department of Housing	THE OPEN DOOR SHELTER INC	15DOH0101CH	Emergency Shelter Program	Y	\$8,419	\$200,282	\$34,530	\$243,230	7/1/2015	12/31/2023	\$3,516,255	\$3,516,255	\$0
Department of Housing	THE OPEN DOOR SHELTER INC	24DOH0101CH	ESS-Rebid	Y	\$8,027	\$200,281	\$23,695	\$232,003	1/1/2024	6/30/2027	\$1,624,021	\$232,003	\$1,392,018
Department of Housing	THE OPEN HEARTH ASSOCIATION	17DOH0101CI	17DOH0101CI-Emergency Shelter	Y	\$154,636	\$22,513	\$7,307	\$184,455	7/1/2017	12/31/2023	\$2,062,169	\$2,062,169	\$0
Department of Housing	THE OPEN HEARTH ASSOCIATION	24DOH0101CI	Emergency Shelter	Y	\$227,700	\$85,388	\$3,162	\$316,250	1/1/2024	6/30/2027	\$2,213,750	\$316,250	\$1,897,500

POS FY 2024 Report Detail by Agency

Agency	Supplier Name	Contract ID #	Contract Description	Competitive ₁	Payments				Terms				
					General Fund	Federal Fund	Other Fund ₂	Total FY 2024 ₃	Contract Begin Date	Contract Expire Date	Cumulative Contract Total Amount ₄	Cumulative Contract Payments ₅	Cumulative Contract Balance Remaining ₆
Department of Housing	THE SALVATION ARMY	15DOH0101CM	Emergency Shelter Program	Y	\$224,950	\$184,880	\$37,858	\$447,687	7/1/2015	12/31/2023	\$5,703,848	\$5,703,848	\$0
Department of Housing	THE SALVATION ARMY	22DOH0903HA	line 1	Y	\$40,201	\$48,694	\$0	\$88,895	12/1/2022	11/30/2025	\$312,558	\$140,988	\$171,570
Department of Housing	THE SALVATION ARMY	24DOH0101CM	ESS-Rebid	Y	\$195,032	\$240,752	\$18,466	\$454,250	1/1/2024	6/30/2027	\$3,179,750	\$454,250	\$2,725,500
Department of Housing	THE ST VINCENT DEPAUL MISSION OF	15DOH0101CR	Emergency Shelter Program	Y	\$189,108	\$88,216	\$30,353	\$307,677	7/1/2015	12/31/2023	\$3,819,538	\$3,819,538	\$0
Department of Housing	THE ST VINCENT DEPAUL MISSION OF	24DOH0101CR	Emergency Shelter	Y	\$131,100	\$275,310	\$30,590	\$437,000	1/1/2024	6/30/2027	\$3,059,000	\$437,000	\$2,622,000
Department of Housing	THE WORKPLACE INC	21DOH0502DB	21DOH0502DB Workplace UnCT I	N	\$0	\$590,567	\$0	\$590,567	3/8/2021	6/30/2025	\$1,173,532	\$1,016,345	\$157,188
Department of Housing	THE WORKPLACE INC	21DOH0512DB	21DOH0512DB UniteCT call cente	N	\$0	\$596,333	\$0	\$596,333	3/15/2021	6/30/2025	\$5,586,881	\$4,460,464	\$1,126,417
Department of Housing	UNITED WAY OF CONNECTICUT INC	21DOH0101AX	21DOH0101AX Hotel fiduciary	N	\$5,000	\$0	\$0	\$5,000	12/1/2021	6/30/2024	\$9,500,000	\$8,758,712	\$741,288
Department of Housing	UNITED WAY OF CONNECTICUT INC	21DOH1001AX	7/1/21 & 6/30/22	N	\$1,367,981	\$630,279	\$0	\$1,998,260	7/1/2021	6/30/2026	\$5,656,520	\$2,177,912	\$3,478,608
Department of Housing	UNITED WAY OF CONNECTICUT INC	22DOH1001AX	22-23	N	\$0	\$200,000	\$0	\$200,000	10/1/2022	12/31/2023	\$500,000	\$500,000	\$0
Department of Housing	UNITED WAY OF GREATER NEW HAVEN INC	21DOH1011GV	21DOH1011GV cold weather	Y	\$1,156,000	\$200,000	\$0	\$1,356,000	12/1/2021	6/30/2024	\$4,602,874	\$4,602,874	\$0
Department of Housing	UNITED WAY OF GREATER NEW HAVEN INC	22DOH1001GV	22DOH1001GV EmerHousVou	Y	\$0	\$58,100	\$0	\$58,100	1/1/2022	12/31/2023	\$232,400	\$232,400	\$0
Department of Housing	UNITED WAY OF GREATER NEW HAVEN INC	23DOH1001CANGV	Coordinated Access Network	N	\$104,079	\$0	\$0	\$104,079	7/1/2023	12/31/2023	\$104,079	\$104,079	\$0
Department of Housing	UNITED WAY OF GREATER NEW HAVEN INC	23DOH10CT0295HGV	Coordinated Access Network	E	\$22,500	\$22,500	\$0	\$45,000	7/1/2023	6/30/2024	\$45,000	\$45,000	\$0
Department of Housing	UNITED WAY OF GREATER NEW HAVEN INC	24DOH0006CIA	CIA Coordinated Access Network	N	\$0	\$0	\$98,260	\$98,260	7/1/2023	12/31/2023	\$98,260	\$98,260	\$0
Department of Housing	UNITED WAY OF GREATER NEW HAVEN INC	24DOH1001GV	Coordinated Access Network	Y	\$175,712	\$215,587	\$98,260	\$489,559	1/1/2024	6/30/2027	\$3,426,913	\$489,559	\$2,937,354
Department of Housing	UNITED WAY OF GREATER NEW HAVEN INC	24DOH1001HUBGV	ARPA-HUB	Y	\$0	\$300,000	\$0	\$300,000	1/1/2024	9/30/2025	\$525,000	\$300,000	\$225,000
Department of Housing	UNITED WAY OF GREATER NEW HAVEN INC	24DOHARPAFLEXGV	ARPA Flexible Funds	Y	\$0	\$153,333	\$0	\$153,333	1/1/2024	12/31/2026	\$460,000	\$153,333	\$306,667
Department of Housing	UNITED WAY OF SOUTHEASTERN CT	15DOH0101DA	Emergency Shelter Program	Y	\$131,445	\$29,453	\$10,129	\$171,027	7/1/2015	12/31/2023	\$2,474,597	\$2,474,597	\$0
Department of Housing	UNITED WAY OF SOUTHEASTERN CT	24DOH0005CIA	CIA Coordinated Access Network	N	\$0	\$0	\$59,160	\$59,160	7/1/2023	12/31/2023	\$59,160	\$59,160	\$0
Department of Housing	UNITED WAY OF SOUTHEASTERN CT	24DOH1001DA	CAN-Rebid	Y	\$0	\$118,822	\$59,160	\$177,982	1/1/2024	6/30/2027	\$3,259,560	\$177,982	\$3,081,578
Department of Housing	UNITED WAY OF SOUTHEASTERN CT	24DOH1001HUBDA	ARPA-HUB	Y	\$0	\$525,000	\$0	\$525,000	1/1/2024	9/30/2025	\$918,750	\$525,000	\$393,750
Department of Housing	UNITED WAY OF SOUTHEASTERN CT	24DOHARPAFLEXDA	ARPA-Flex (CAN Diversion)	Y	\$0	\$92,800	\$0	\$92,800	1/1/2024	12/31/2026	\$278,400	\$92,800	\$185,600
Department of Housing	URBAN LEAGUE OF GREATER HARTFORD INC	21DOH0502BE	21DOH0502BE-UniteCT Level I	N	\$0	\$131,000	\$0	\$131,000	3/8/2021	6/30/2025	\$576,549	\$376,000	\$200,549
Department of Housing	WINDHAM REGION NO FREEZE PROJECT INC	24DOH0101BU	ESS-Rebid	Y	\$57,500	\$57,500	\$0	\$115,000	1/1/2024	6/30/2027	\$805,000	\$115,000	\$690,000

POS FY 2024 Report Detail by Agency

Agency	Supplier Name	Contract ID #	Contract Description	Competitive ₁	Payments				Terms				
					General Fund	Federal Fund	Other Fund ₂	Total FY 2024 ₃	Contract Begin Date	Contract Expire Date	Cumulative Contract Total Amount ₄	Cumulative Contract Payments ₅	Cumulative Contract Balance Remaining ₆
Department of Housing	WINDHAM REGIONAL COMMUNITY COUNCIL INC	23DOH0901CO	Rapid Rehousing	E	\$44,166	\$0	\$0	\$44,166	7/1/2023	12/31/2023	\$44,166	\$44,166	\$0
Department of Housing	WINDHAM REGIONAL COMMUNITY COUNCIL INC	23DOH09CT0294CO	Continuum Of Care	Y	\$0	\$61,000	\$0	\$61,000	7/1/2023	6/30/2024	\$61,000	\$61,000	\$0
Department of Housing	WINDHAM REGIONAL COMMUNITY COUNCIL INC	24DOH07CT0306CO	Permanent Support Housing	N	\$0	\$31,442	\$0	\$31,442	7/1/2023	6/30/2027	\$125,768	\$31,442	\$94,326
Department of Housing	WOMEN AND FAMILIES CENTER	20DOH0701CT	20DOH0701CT Youth Homeless 21	N	\$30,814	\$0	\$0	\$30,814	11/15/2020	6/30/2025	\$133,221	\$105,814	\$27,407
Department of Housing	WOMEN AND FAMILIES CENTER	22DOH0901CT	Line 1-2023	E	\$11,324	\$0	\$0	\$11,324	12/1/2022	11/30/2024	\$25,550	\$20,905	\$4,645
Department of Housing	YOUTH CONTINUUM INC	16DOH0003GP	16DOH0003GP Supp. housing	Y	\$0	\$122,990	\$0	\$122,990	8/1/2016	7/31/2025	\$2,194,232	\$1,503,772	\$690,460
Department of Housing	YOUTH CONTINUUM INC	22DOH0903GP	Youth Homelessness Program	Y	\$77,069	\$205,000	\$0	\$282,069	12/1/2022	11/30/2025	\$846,207	\$446,609	\$399,598
Department of Housing	YOUTH CONTINUUM INC	22DOH0911GP	22-23	E	\$13,701	\$0	\$0	\$13,701	12/15/2022	12/14/2024	\$43,060	\$35,231	\$7,829
Department of Housing	YWCA HARTFORD REGION INC	18DOH0101DD	18DOH0101DD ESS	N	\$28,902	\$11,727	\$4,036	\$44,665	10/1/2018	12/31/2023	\$387,780	\$387,780	\$0
Department of Housing	YWCA HARTFORD REGION INC	23DOH0701DD	Permanent Supportive Housing	Y	\$84,281	\$0	\$0	\$84,281	7/1/2023	12/31/2023	\$84,281	\$84,281	\$0
Department of Housing	YWCA HARTFORD REGION INC	24DOH0101DD	ESS-Rebid	Y	\$25,530	\$38,640	\$4,830	\$69,000	1/1/2024	6/30/2027	\$483,000	\$69,000	\$414,000
DOH TOTAL	211				\$119,952,546	\$157,063,834	\$3,675,958	\$280,692,338			\$1,609,350,694	\$1,247,917,749	\$361,432,945
Department of Mental Health & Addiction Services	ABILITY BEYOND DISABILITY INC	22MHA2108POS01	N ABI Community-Based Residence - MHA07301-	N	\$7,700,272	\$0	\$0	\$7,700,272	7/1/2021	6/30/2024	\$22,556,228	\$22,556,228	\$0
Department of Mental Health & Addiction Services	ABILITY BEYOND DISABILITY INC	22MHA2153POS01	N EBP/Employment Services/MHA07302	N	\$3,947,044	\$0	\$0	\$3,947,044	7/1/2021	6/30/2024	\$11,010,605	\$11,010,605	\$0
Department of Mental Health & Addiction Services	ABILITY BEYOND DISABILITY INC	24MHA2000POS01	N Employment Services MHA07307 SFY24	N	\$445,334	\$0	\$0	\$445,334	7/1/2023	6/30/2026	\$1,313,854	\$445,334	\$868,520
Department of Mental Health & Addiction Services	ADVANCED BEHAVIORIAL HEALTH INC	22MHA2078POS01	N Eastern Region Service Center	N	\$2,440,529	\$0	\$0	\$2,440,529	7/1/2021	6/30/2024	\$7,797,777	\$7,358,777	\$439,000
Department of Mental Health & Addiction Services	ADVANCED BEHAVIORIAL HEALTH INC	22MHA6028	REACH Program Expansion COVID SABG Money FY22	N	\$0	\$21,203	\$0	\$21,203	9/1/2021	6/30/2024	\$151,203	\$151,203	\$0
Department of Mental Health & Addiction Services	ADVANCED BEHAVIORIAL HEALTH INC	23MHA2079POS01	N Community Support Clinician - SFY23	N	\$2,136,897	\$0	\$0	\$2,136,897	7/1/2022	6/30/2025	\$6,299,008	\$4,098,173	\$2,200,835
Department of Mental Health & Addiction Services	ADVANCED BEHAVIORIAL HEALTH INC	24MHA2512	Fiduciary Housing Coordination - MHA00123 - FY24	N	\$347,223	\$69,444	\$0	\$416,667	9/1/2023	6/30/2026	\$1,416,667	\$416,667	\$1,000,000
Department of Mental Health & Addiction Services	ADVANCED BEHAVIORIAL HEALTH INC	24MHA6003	FY24 60 West	N	\$175,402	\$0	\$0	\$175,402	7/1/2023	6/30/2028	\$877,010	\$175,402	\$701,608
Department of Mental Health & Addiction Services	ADVANCED BEHAVIORIAL HEALTH INC	24MHA6008	Women's REACH	N	\$145,671	\$136,897	\$0	\$282,568	7/1/2023	6/30/2024	\$282,568	\$282,568	\$0
Department of Mental Health & Addiction Services	ADVOCACY UNLIMITED INC	23MHA2109POS01	N Advocacy Development - MHA00201	N	\$2,245,286	\$0	\$0	\$2,245,286	7/1/2022	6/30/2025	\$6,624,196	\$4,434,741	\$2,189,455
Department of Mental Health & Addiction Services	ALLIANCE FOR LIVING INC	24MHA2081POS01	MHA00551/Supportive Housing Case Management/SFY24	N	\$0	\$49,880	\$0	\$49,880	7/1/2023	6/30/2026	\$149,640	\$49,880	\$99,760
Department of Mental Health & Addiction Services	ALLIANCE FOR LIVING INC	24MHA6046	FY24 ARPA Harm Reduction	Y	\$0	\$250,000	\$0	\$250,000	1/1/2024	9/30/2025	\$800,000	\$250,000	\$550,000
Department of Mental Health & Addiction Services	ANTHONY F CAMPAGNA PHD LLC	20MHA6000	YAS Client Assessments	N	\$6,434	\$0	\$0	\$6,434	7/1/2019	6/30/2025	\$155,000	\$12,521	\$142,479

POS FY 2024 Report Detail by Agency

Agency	Supplier Name	Contract ID #	Contract Description	Competitive ₁	Payments				Terms				
					General Fund	Federal Fund	Other Fund ₂	Total FY 2024 ₃	Contract Begin Date	Contract Expire Date	Cumulative Contract Total Amount ₄	Cumulative Contract Payments ₅	Cumulative Contract Balance Remaining ₆
Department of Mental Health & Addiction Services	APEX COMMUNITY CARE INC	23MHA2440	Latino Outreach Program SFY23	M	\$44,037	\$55,147	\$0	\$99,184	7/1/2022	6/30/2025	\$292,620	\$195,902	\$96,718
Department of Mental Health & Addiction Services	APEX COMMUNITY CARE INC	24MHA6044	FY24 ARPA Harm Reduction Center - Waterbury	Y	\$0	\$250,000	\$0	\$250,000	10/1/2023	9/30/2025	\$800,000	\$250,000	\$550,000
Department of Mental Health & Addiction Services	APPLIED BEHAVIORAL REHABILITATION	24MHA2001POS01	N Supervising Housing MHA00701	N	\$166,070	\$0	\$0	\$166,070	7/1/2023	6/30/2026	\$489,952	\$166,070	\$323,882
Department of Mental Health & Addiction Services	APT FOUNDATION INC	22MHA2036POS01	MHA00803 / CTU Outpatient / SFY22	N	\$2,689,100	\$1,038,744	\$1,178,248	\$4,906,092	7/1/2021	6/30/2024	\$15,134,291	\$15,134,291	\$0
Department of Mental Health & Addiction Services	APT FOUNDATION INC	23MHA6042	Recovery Coaching in Methadone Clinics - New Haven	N	\$0	\$57,500	\$0	\$57,500	9/30/2022	9/29/2024	\$150,000	\$132,500	\$17,500
Department of Mental Health & Addiction Services	APT FOUNDATION INC	23MHA6043	Recovery Coaching in Methadone Clinics	N	\$0	\$57,500	\$0	\$57,500	9/30/2022	9/29/2024	\$150,000	\$132,500	\$17,500
Department of Mental Health & Addiction Services	APT FOUNDATION INC	24MHA2424POS01	MHA00822/APT 7 Day/Week OTP/SFY24	N	\$0	\$277,000	\$0	\$277,000	7/1/2023	6/30/2026	\$487,792	\$277,000	\$210,792
Department of Mental Health & Addiction Services	ARTREACH INCORPORATED	22MHA2082POS01	FY22 Artreach Client Services #MHA00901	N	\$334,780	\$0	\$0	\$334,780	7/1/2021	6/30/2024	\$970,935	\$970,935	\$0
Department of Mental Health & Addiction Services	ASSOCIATION OF RELIGIOUS COMMUNITIES	22MHA2037POS01	MHA00851 / Supportive Housing / SFY22	E	\$8,672	\$0	\$0	\$8,672	7/1/2021	6/30/2024	\$25,150	\$25,150	\$0
Department of Mental Health & Addiction Services	BETH-EL CENTER INC	22MHA2038POS01	MHA04051 / Supportive Housing Case Management / SFY22	N	\$63,611	\$0	\$0	\$63,611	7/1/2021	6/30/2024	\$184,485	\$184,485	\$0
Department of Mental Health & Addiction Services	BHCARE INC	21MHA2040POS01	N Shoreline Counseling / MHA09805 / SFY21	N	\$54	\$0	\$0	\$54	7/1/2020	1/31/2024	\$38,210,975	\$38,210,975	\$0
Department of Mental Health & Addiction Services	BHCARE INC	21MHA2041POS01	N Supportive Housing Case Management - HUD BOS 193 -	N	\$0	\$32,601	\$0	\$32,601	7/1/2020	11/15/2023	\$213,897	\$167,897	\$46,000
Department of Mental Health & Addiction Services	BHCARE INC	23MHA6060	SOR - Enhanced Medication Assisted Treatment (E-MAT)	N	\$0	\$200,000	\$0	\$200,000	9/30/2022	9/29/2024	\$400,000	\$350,000	\$50,000
Department of Mental Health & Addiction Services	BHCARE INC	23MHA6069	Mobile Employment Services (MES)	N	\$0	\$87,486	\$0	\$87,486	9/30/2022	12/20/2023	\$101,500	\$87,486	\$14,014
Department of Mental Health & Addiction Services	BHCARE INC	24MHA2040POS01	MHA09805/ SFY24 / Shoreline North Haven	N	\$13,999,146	\$203,821	\$58,069	\$14,261,036	7/1/2023	6/30/2026	\$42,006,660	\$14,261,036	\$27,745,624
Department of Mental Health & Addiction Services	BHCARE INC	24MHA2041POS01	N Supportive Housing CM - MHA19616 - HUD BOS 193	N	\$0	\$30,500	\$0	\$30,500	7/1/2023	6/30/2026	\$213,897	\$30,500	\$183,397
Department of Mental Health & Addiction Services	BHCARE INC	24MHA6015	FY24 McKinsey Peer Navigators	Y	\$0	\$0	\$175,000	\$175,000	7/1/2023	6/30/2025	\$400,000	\$175,000	\$225,000
Department of Mental Health & Addiction Services	BHCARE INC	24MHA6037	SOR Mobile Employment Services (MES)	N	\$0	\$102,827	\$0	\$102,827	9/30/2023	9/29/2024	\$115,514	\$102,827	\$12,688
Department of Mental Health & Addiction Services	BIRTH SUPPORT EDUCATION AND BEYOND LLC	23MHA6012	FY23 Perinatal Support Services	N	\$225,000	\$0	\$0	\$225,000	10/1/2022	9/30/2025	\$675,000	\$393,750	\$281,250
Department of Mental Health & Addiction Services	BRIDGE HOUSE INC	22MHA2002POS01	N Social Rehabilitation Services/Social Rehab	N	\$1,437,408	\$0	\$0	\$1,437,408	7/1/2021	6/30/2024	\$4,168,800	\$4,168,800	\$0
Department of Mental Health & Addiction Services	BRIDGES HEALTHCARE INC	23MHA6022	Mobile Outreach and Medication Assisted Treatment (MAT)	E	\$0	\$12,450	\$0	\$12,450	10/1/2022	9/30/2023	\$24,900	\$24,900	\$0
Department of Mental Health & Addiction Services	BRIDGES HEALTHCARE INC	23MHA6080	Mobile Outreach and Medication Assisted Treatment (MAT)	N	\$0	\$175,000	\$0	\$175,000	9/30/2022	9/29/2024	\$400,000	\$350,000	\$50,000
Department of Mental Health & Addiction Services	BRIDGES HEALTHCARE INC	24MHA2042POS01	MHA01805/Jail Diversion/SFY24	N	\$7,461,619	\$91,705	\$231,163	\$7,784,487	7/1/2023	6/30/2026	\$22,966,327	\$7,784,487	\$15,181,840
Department of Mental Health & Addiction Services	CARELON BEHAVIORAL HEALTH INC	22MHA6036	FY22 CT Access Mental Health for Moms	N	\$0	\$708,000	\$0	\$708,000	5/1/2022	9/30/2025	\$3,184,000	\$1,770,000	\$1,414,000
Department of Mental Health & Addiction Services	CATHOLIC CHARITIES INC	22MHA2105POS01	C Pre-Trial DUI Alcohol Education FFS - MHA02303 - PTIP Alcohol	N	\$0	\$0	\$61,129	\$61,129	7/1/2021	9/30/2023	\$843,312	\$388,573	\$454,739

POS FY 2024 Report Detail by Agency

Agency	Supplier Name	Contract ID #	Contract Description	Competitive ₁	Payments				Terms				
					General Fund	Federal Fund	Other Fund ₂	Total FY 2024 ₃	Contract Begin Date	Contract Expire Date	Cumulative Contract Total Amount ₄	Cumulative Contract Payments ₅	Cumulative Contract Balance Remaining ₆
Department of Mental Health & Addiction Services	CATHOLIC CHARITIES INC	24MHA2111POS01	N Outpatient Clinical Services: Addiction Standard - MHA02304	N	\$329,484	\$94,191	\$0	\$423,675	7/1/2023	6/30/2026	\$1,249,953	\$423,675	\$826,278
Department of Mental Health & Addiction Services	CATHOLIC CHARITIES INC	24MHA2154POS01	N Case Management / Hispanic Family	N	\$604,435	\$0	\$0	\$604,435	7/1/2023	6/30/2026	\$1,783,245	\$604,435	\$1,178,810
Department of Mental Health & Addiction Services	CATHOLIC CHARITIES OF FAIRFIELD COUNTY	22MHA2155POS01	N Homeless Outreach & Engagement	N	\$1,513,085	\$169,500	\$0	\$1,682,585	7/1/2021	6/30/2024	\$4,919,052	\$4,919,052	\$0
Department of Mental Health & Addiction Services	CATHOLIC CHARITIES OF FAIRFIELD COUNTY	24MHA2004POS01	N Supportive Housing MHA02206	N	\$589,384	\$0	\$43,750	\$633,134	7/1/2023	6/30/2026	\$1,867,912	\$633,134	\$1,234,778
Department of Mental Health & Addiction Services	CATHOLIC CHARITIES OF FAIRFIELD COUNTY	24MHA2411	N Homeless Outreach & Engagement/SOAR FY24	N	\$0	\$70,000	\$0	\$70,000	7/1/2023	3/14/2025	\$119,584	\$70,000	\$49,584
Department of Mental Health & Addiction Services	CENTER FOR COMMUNITY INDEPENDENCE INC	24MHA6000	FY24 ABI Residential Support Services	N	\$565,865	\$0	\$0	\$565,865	7/1/2023	6/30/2026	\$1,714,500	\$565,865	\$1,148,635
Department of Mental Health & Addiction Services	CENTER FOR HUMAN DEVELOPMENT INC	22MHA2156POS01	N Supportive Housing Case Management/PILOTS-	N	\$5,249,698	\$667,458	\$0	\$5,917,156	7/1/2021	6/30/2024	\$17,117,382	\$17,117,382	\$0
Department of Mental Health & Addiction Services	CENTER FOR HUMAN DEVELOPMENT INC	24MHA2112POS01	N Supervised Housing - MHA02502 - CTP	N	\$11,712,270	\$0	\$0	\$11,712,270	7/1/2023	6/30/2026	\$34,823,938	\$11,712,270	\$23,111,668
Department of Mental Health & Addiction Services	CENTER FOR HUMAN DEVELOPMENT INC	24MHA2412POS01	N Homeless Outreach & Engagement - MHA02544 - SOAR	N	\$0	\$70,000	\$0	\$70,000	7/1/2023	3/14/2025	\$119,584	\$70,000	\$49,584
Department of Mental Health & Addiction Services	CENTER FOR HUMAN DEVELOPMENT INC	24MHA6040	SOR How Can We Help	N	\$0	\$50,000	\$0	\$50,000	9/30/2023	9/29/2024	\$85,000	\$50,000	\$35,000
Department of Mental Health & Addiction Services	CENTER FOR INTEGRATIVE PSYCHOLOGICAL	23MHA6074	FY23 Anesthesiology	N	\$21,795	\$0	\$0	\$21,795	9/1/2022	8/30/2026	\$90,850	\$21,795	\$69,055
Department of Mental Health & Addiction Services	CENTRAL CONNECTICUT COAST YOUNG MEN'S	24MHA2005POS01	N Supportive Housing MHA02701 Crescent Apt	N	\$883,302	\$392,179	\$0	\$1,275,481	7/1/2023	6/30/2026	\$3,485,055	\$1,275,481	\$2,209,574
Department of Mental Health & Addiction Services	CENTRAL CONNECTICUT HEALTH DISTRICT	23MHA6031	SOR How Can We Help (HCWH)	N	\$0	\$25,000	\$0	\$25,000	9/30/2022	9/29/2023	\$75,000	\$75,000	\$0
Department of Mental Health & Addiction Services	CENTRAL CONNECTICUT HEALTH DISTRICT	24MHA6039	FY24 SOR How Can We Help (HCWH)	N	\$0	\$50,000	\$0	\$50,000	9/30/2023	9/29/2024	\$75,000	\$50,000	\$25,000
Department of Mental Health & Addiction Services	CHARLOTTE HUNGERFORD HOSPITAL	24MHA2158POS01	N Homeless Outreach & Engagement/MHA03102/MHS	N	\$833,565	\$248,637	\$0	\$1,082,202	7/1/2023	6/30/2026	\$3,267,602	\$1,082,202	\$2,185,400
Department of Mental Health & Addiction Services	CHARTER OAK HEALTH CENTER INC	19MHA1077POS01	MHA03151 PIC-CT- SFY2019	Y	\$0	\$363,347	\$0	\$363,347	9/30/2018	12/31/2023	\$2,091,786	\$2,091,783	\$3
Department of Mental Health & Addiction Services	CHEMICAL ABUSE SERVICES AGENCY INC	19MHA6092	Women's Reach	Y	\$0	\$72,890	\$0	\$72,890	1/1/2019	10/31/2023	\$1,165,307	\$1,165,307	\$0
Department of Mental Health & Addiction Services	CHEMICAL ABUSE SERVICES AGENCY INC	22MHA6026	REACH Program Expansion - COVID SABG Money FY22	N	\$0	\$52,000	\$0	\$52,000	9/1/2021	9/30/2025	\$260,000	\$208,000	\$52,000
Department of Mental Health & Addiction Services	CHEMICAL ABUSE SERVICES AGENCY INC	23MHA6038	Recovery Coaching in Methadone Clinics	N	\$0	\$150,000	\$0	\$150,000	9/30/2022	9/29/2024	\$150,000	\$150,000	\$0
Department of Mental Health & Addiction Services	CHEMICAL ABUSE SERVICES AGENCY INC	24MHA2006POS01	N Infectious Disease Education & Testing MHA03201/AIDS/HIV	N	\$1,632,673	\$412,008	\$0	\$2,044,681	7/1/2023	6/30/2026	\$6,032,355	\$2,044,681	\$3,987,674
Department of Mental Health & Addiction Services	CHEMICAL ABUSE SERVICES AGENCY INC	24MHA6009	Women's REACH	N	\$77,222	\$205,345	\$0	\$282,567	7/1/2023	6/30/2024	\$282,568	\$282,567	\$1
Department of Mental Health & Addiction Services	CHRYSALIS CENTER INC	22MHA2113	N Social Rehabilitation Services - MHA03405 - Recovery	N	\$4,792,267	\$554,777	\$54,976	\$5,402,020	7/1/2021	6/30/2024	\$16,217,936	\$16,217,936	\$0
Department of Mental Health & Addiction Services	CHRYSALIS CENTER INC	22MHA2114POS01	N Supportive Housing CM (FFS)	N	\$0	\$108,208	\$0	\$108,208	7/1/2021	6/30/2024	\$447,969	\$254,879	\$193,090
Department of Mental Health & Addiction Services	CITY OF BRISTOL	23MHA6030	SOR How Can We Help	E	\$0	\$75,000	\$0	\$75,000	9/30/2022	9/29/2023	\$75,000	\$75,000	\$0
Department of Mental Health & Addiction Services	CITY OF NORWICH	23MHA6027	SOR How Can We Help (HCWH)	E	\$0	\$75,000	\$0	\$75,000	9/30/2022	9/29/2023	\$75,000	\$75,000	\$0

POS FY 2024 Report Detail by Agency

Agency	Supplier Name	Contract ID #	Contract Description	Competitive ₁	Payments				Terms				
					General Fund	Federal Fund	Other Fund ₂	Total FY 2024 ₃	Contract Begin Date	Contract Expire Date	Cumulative Contract Total Amount ₄	Cumulative Contract Payments ₅	Cumulative Contract Balance Remaining ₆
Department of Mental Health & Addiction Services	CLIFFORD W BEERS GUIDANCE CLINIC INC	23MHA6047	SOR Education and Family Support (EFS)	E	\$0	\$27,000	\$0	\$27,000	9/30/2022	9/29/2024	\$48,000	\$48,000	\$0
Department of Mental Health & Addiction Services	COLUMBUS HOUSE INC	23MHA2044POS01	MHA03801 / SFY23 / Shelter Case Management	N	\$3,317,880	\$2,655,850	\$0	\$5,973,730	7/1/2022	6/30/2025	\$16,325,247	\$10,479,412	\$5,845,835
Department of Mental Health & Addiction Services	COLUMBUS HOUSE INC	23MHA6032	SOR How Can We Help (HCWH)	N	\$0	\$60,000	\$0	\$60,000	9/30/2022	9/29/2024	\$150,000	\$125,000	\$25,000
Department of Mental Health & Addiction Services	COLUMBUS HOUSE INC	24MHA2416POS01	MHA03827/SOAR BG/SFY24	N	\$0	\$140,000	\$0	\$140,000	7/1/2023	3/14/2025	\$239,167	\$140,000	\$99,167
Department of Mental Health & Addiction Services	COMMUNICARE INC	22MHA2046POS01	MHA04603 / BHH / SFY22	N	\$2,629,989	\$1,196,866	\$0	\$3,826,855	7/1/2021	6/30/2024	\$9,672,895	\$9,672,895	\$0
Department of Mental Health & Addiction Services	COMMUNICARE INC	22MHA6005	NASMHPD TTI	N	\$0	\$0	\$112,500	\$112,500	7/1/2021	7/31/2023	\$150,000	\$150,000	\$0
Department of Mental Health & Addiction Services	COMMUNICARE INC	24MHA2179POS01	MHA04622/The Bettor Choice/SFY24	N	\$37,757	\$0	\$313,008	\$350,765	7/1/2023	6/30/2025	\$692,808	\$350,765	\$342,043
Department of Mental Health & Addiction Services	COMMUNITY HEALTH CENTER INC	22MHA2047POS01	MH04301 / Homeless Outreach and Management / SFY22	N	\$80,505	\$0	\$0	\$80,505	7/1/2021	6/30/2024	\$233,482	\$233,482	\$0
Department of Mental Health & Addiction Services	COMMUNITY HEALTH RESOURCES INC	21MHA2116POS01	N Supportive Housing Case Management - PILOTS Manchester	N	\$0	\$17,937	\$0	\$17,937	7/1/2020	6/30/2023	\$164,648	\$131,978	\$32,670
Department of Mental Health & Addiction Services	COMMUNITY HEALTH RESOURCES INC	22MHA2084POS01	C Pre-Trial DUI Alcohol Education FFS - MHA05103 - PTIP FY22	M	\$16,903	\$0	\$118,046	\$134,949	7/1/2021	6/30/2024	\$1,236,679	\$479,672	\$757,007
Department of Mental Health & Addiction Services	COMMUNITY HEALTH RESOURCES INC	23MHA6039	SOR Recovery Coaching in Methadone Clinic	N	\$0	\$75,000	\$0	\$75,000	9/30/2022	9/29/2024	\$150,000	\$112,500	\$37,500
Department of Mental Health & Addiction Services	COMMUNITY HEALTH RESOURCES INC	23MHA6062	FY23 Clinic Based Medication Assisted Treatment (CB-MAT)	N	\$0	\$140,000	\$0	\$140,000	9/30/2022	9/29/2024	\$280,000	\$245,000	\$35,000
Department of Mental Health & Addiction Services	COMMUNITY HEALTH RESOURCES INC	24MHA2115POS01	N Outpatient Clinical Services: MH Standard - MHA04401 -	N	\$21,488,234	\$2,278,690	\$136,961	\$23,903,885	7/1/2023	6/30/2026	\$69,897,003	\$23,903,885	\$45,993,118
Department of Mental Health & Addiction Services	COMMUNITY HEALTH RESOURCES INC	24MHA2116POS01	N Supportive Housing CM - MHA04405 - PILOTS Manchester	N	\$0	\$24,281	\$0	\$24,281	7/1/2023	6/30/2026	\$180,009	\$24,281	\$155,728
Department of Mental Health & Addiction Services	COMMUNITY HEALTH RESOURCES INC	24MHA2415	N Homeless Outreach & Engagement - MHA02544 - SOAR	N	\$0	\$70,000	\$0	\$70,000	6/5/2023	3/14/2025	\$119,584	\$70,000	\$49,584
Department of Mental Health & Addiction Services	COMMUNITY HEALTH RESOURCES INC	24MHA6014	FY24 McKinsey Peer Navigator	Y	\$0	\$0	\$175,000	\$175,000	7/1/2023	6/30/2025	\$400,000	\$175,000	\$225,000
Department of Mental Health & Addiction Services	COMMUNITY MENTAL HEALTH AFFILIATES INC	21MHA2119	N Supportive Housing CM MHA04536 SFY21	N	\$0	\$19,564	\$0	\$19,564	7/1/2020	11/15/2023	\$178,194	\$150,476	\$27,718
Department of Mental Health & Addiction Services	COMMUNITY MENTAL HEALTH AFFILIATES INC	22MHA2159POS01	N Outpatient Clinical Services	N	\$176,080	\$0	\$0	\$176,080	7/1/2021	6/30/2024	\$510,672	\$510,672	\$0
Department of Mental Health & Addiction Services	COMMUNITY MENTAL HEALTH AFFILIATES INC	23MHA6063	SOR Clinic Based Medication Assisted Treatment (CB-MAT)	N	\$0	\$140,000	\$0	\$140,000	9/30/2022	9/29/2024	\$280,000	\$245,000	\$35,000
Department of Mental Health & Addiction Services	COMMUNITY MENTAL HEALTH AFFILIATES INC	23MHA6082	SOR - Medication Assisted Treatment (MAT) Outreach	N	\$0	\$222,608	\$0	\$222,608	9/30/2022	9/29/2024	\$445,216	\$333,912	\$111,304
Department of Mental Health & Addiction Services	COMMUNITY MENTAL HEALTH AFFILIATES INC	23MHA6088	FY23 STAY STRONG	N	\$0	\$348,000	\$0	\$348,000	4/30/2023	4/29/2024	\$348,000	\$348,000	\$0
Department of Mental Health & Addiction Services	COMMUNITY MENTAL HEALTH AFFILIATES INC	24MHA2118POS01	N Assertive Community Treatment - MHA04501 - ACT	N	\$15,948,541	\$1,226,767	\$0	\$17,175,308	7/1/2023	6/30/2026	\$49,679,071	\$17,175,308	\$32,503,763
Department of Mental Health & Addiction Services	COMMUNITY MENTAL HEALTH AFFILIATES INC	24MHA2119POS01	N Supportive Housing CM - MHA04536 - Supportive Housing	N	\$0	\$30,476	\$0	\$30,476	7/1/2023	6/30/2026	\$178,194	\$30,476	\$147,718
Department of Mental Health & Addiction Services	COMMUNITY RENEWAL TEAM INC	23MHA2121POS01	N Outpatient Clinical Services: MH Standard - MHA01001 -	N	\$583,801	\$385,200	\$0	\$969,001	7/1/2022	6/30/2025	\$2,492,767	\$1,538,284	\$954,483
Department of Mental Health & Addiction Services	COMMUNITY RENEWAL TEAM INC	23MHA6048	SOR Education and Family Support (EFS) - English	E	\$0	\$24,000	\$0	\$24,000	9/30/2022	9/29/2024	\$48,000	\$24,000	\$24,000

POS FY 2024 Report Detail by Agency

Agency	Supplier Name	Contract ID #	Contract Description	Competitive ₁	Payments				Terms				
					General Fund	Federal Fund	Other Fund ₂	Total FY 2024 ₃	Contract Begin Date	Contract Expire Date	Cumulative Contract Total Amount ₄	Cumulative Contract Payments ₅	Cumulative Contract Balance Remaining ₆
Department of Mental Health & Addiction Services	COMMUNITY RENEWAL TEAM INC	23MHA6049	SOR Education and Family Support (EFS) - Spanish	E	\$0	\$45,000	\$0	\$45,000	9/30/2022	9/29/2024	\$48,000	\$45,000	\$3,000
Department of Mental Health & Addiction Services	COMMUNITY RESOURCES FOR JUSTICE	23MHA6001	FY23 YAS Specialized Residential Treatment Services	N	\$1,632,168	\$0	\$0	\$1,632,168	7/1/2022	6/30/2025	\$4,257,612	\$2,622,110	\$1,635,502
Department of Mental Health & Addiction Services	CONNECTICUT COALITION AGAINST DOMESTIC	22MHA6049	Intimate Partner Violence	N	\$0	\$181,500	\$0	\$181,500	6/1/2022	9/30/2025	\$635,250	\$363,000	\$272,250
Department of Mental Health & Addiction Services	CONNECTICUT COMMUNITY FOR ADDICTION	23MHA2122POS01	N Recovery Advocacy/Coach Academy - MHA06301	N	\$829,599	\$2,428,574	\$540,000	\$3,798,173	7/1/2022	6/30/2025	\$9,827,379	\$7,551,526	\$2,275,853
Department of Mental Health & Addiction Services	CONNECTICUT COUNCIL ON PROBLEM GAMBLING	20MHA6007	Problem Gambling Help Line	N	\$0	\$0	\$206,250	\$206,250	9/1/2019	6/30/2025	\$865,000	\$658,750	\$206,250
Department of Mental Health & Addiction Services	CONNECTICUT COUNSELING CENTERS INC	23MHA2160	MHA06602 Norwalk HIV/AIDS Program SFY23FUNDING	N	\$73,918	\$66,047	\$0	\$139,965	7/1/2022	6/30/2025	\$412,933	\$276,449	\$136,484
Department of Mental Health & Addiction Services	CONNECTICUT COUNSELING CENTERS INC	23MHA6041	SOR Recovery Coaching in Methadone Clinics	N	\$0	\$56,250	\$0	\$56,250	9/30/2022	9/29/2024	\$150,000	\$131,250	\$18,750
Department of Mental Health & Addiction Services	CONNECTICUT HARM REDUCTION ALLIANCE INC	23MHA6011	CT Rail Fastrak Collaboration Initiative	N	\$0	\$332,125	\$0	\$332,125	8/1/2022	9/30/2025	\$1,126,500	\$432,625	\$693,875
Department of Mental Health & Addiction Services	CONNECTICUT HARM REDUCTION ALLIANCE INC	23MHA6020	Mobile Outreach and Medication Assisted Treatment (MAT)	E	\$0	\$18,675	\$0	\$18,675	10/1/2022	9/30/2023	\$24,900	\$24,900	\$0
Department of Mental Health & Addiction Services	CONNECTICUT HARM REDUCTION ALLIANCE INC	23MHA6066	SOR Drop-In Center Albany Avenue	N	\$0	\$205,000	\$0	\$205,000	9/30/2022	9/29/2024	\$350,000	\$350,000	\$0
Department of Mental Health & Addiction Services	CONNECTICUT HARM REDUCTION ALLIANCE INC	23MHA6067	SOR Drop-In Center - Grande Street	N	\$0	\$205,000	\$0	\$205,000	9/30/2022	9/29/2024	\$350,000	\$350,000	\$0
Department of Mental Health & Addiction Services	CONNECTICUT HARM REDUCTION ALLIANCE INC	23MHA6076	SOR Mobile Outreach and Medication Assisted Treatment	N	\$0	\$175,000	\$0	\$175,000	9/30/2022	9/29/2024	\$350,000	\$306,250	\$43,750
Department of Mental Health & Addiction Services	CONNECTICUT HARM REDUCTION ALLIANCE INC	24MHA6033	FY 24 ARPA Harm Reduction Centers	Y	\$0	\$250,000	\$0	\$250,000	10/1/2023	9/30/2025	\$799,992	\$250,000	\$549,992
Department of Mental Health & Addiction Services	CONNECTICUT LEGAL RIGHTS PROJECT INC	21MHA6000	Consent Decree FY21	N	\$793,899	\$0	\$0	\$793,899	7/1/2020	6/30/2025	\$3,762,829	\$2,968,930	\$793,899
Department of Mental Health & Addiction Services	CONNECTICUT LEGAL RIGHTS PROJECT INC	21MHA6001	21MHA6001	N	\$109,496	\$0	\$0	\$109,496	7/1/2020	6/30/2025	\$518,975	\$409,479	\$109,496
Department of Mental Health & Addiction Services	CONNECTICUT RENAISSANCE INC	22MHA2180POS01	C Pre-Trial DUI Alcohol Education FFS - MHA06802 - PTIP	M	\$0	\$0	\$56,365	\$56,365	7/1/2021	9/30/2023	\$764,204	\$534,491	\$229,713
Department of Mental Health & Addiction Services	CONNECTICUT RENAISSANCE INC	24MHA2007POS01	N Residential Services: Intermediate and Long Term	N	\$548,756	\$328,326	\$1,027,787	\$1,904,869	7/1/2023	6/30/2026	\$5,619,873	\$1,904,869	\$3,715,004
Department of Mental Health & Addiction Services	CONNECTICUT RENAISSANCE INC	24MHA2187POS01	N Bettor Choice Problem Gambling: Outpatient	N	\$37,756	\$0	\$313,009	\$350,765	7/1/2023	6/30/2025	\$692,808	\$350,765	\$342,043
Department of Mental Health & Addiction Services	CONTINUUM OF CARE INC	22MHA2052POS01	MHA05401 / Crisis Respite (NH) / SFY22	N	\$20,914,648	\$123,290	\$0	\$21,037,938	7/1/2021	6/30/2024	\$56,628,259	\$56,628,259	\$0
Department of Mental Health & Addiction Services	CONTINUUM OF CARE INC	23MHA2442POS01	MHA05450 / SFY23 / Continuum of Care-Holmes Street	N	\$1,301,378	\$0	\$0	\$1,301,378	12/8/2022	6/30/2025	\$3,651,869	\$1,919,363	\$1,732,506
Department of Mental Health & Addiction Services	CONTINUUM OF CARE INC	23MHA6014	FY23 Luna's Path - YAS	N	\$629,511	\$0	\$0	\$629,511	8/30/2022	6/30/2025	\$1,207,454	\$774,971	\$432,484
Department of Mental Health & Addiction Services	CONTINUUM OF CARE INC	24MHA2191POS01	N Residential Services: Intensive MH - MHA5446 - Beverly Road	N	\$705,695	\$0	\$0	\$705,695	7/1/2023	6/30/2026	\$2,081,989	\$705,695	\$1,376,294
Department of Mental Health & Addiction Services	CONTINUUM OF CARE INC	24MHA2511POS01	MHA05451/FY24/Rest Center OBSERVATION BEDS	N	\$1,410,000	\$0	\$0	\$1,410,000	10/1/2023	6/30/2026	\$6,410,000	\$1,410,000	\$5,000,000
Department of Mental Health & Addiction Services	CORAM DEO INC	23MHA6033	SOR4 YR1 2023	N	\$0	\$60,000	\$0	\$60,000	9/30/2022	9/29/2024	\$150,000	\$125,000	\$25,000
Department of Mental Health & Addiction Services	CORNELL SCOTT-HILL HEALTH CORPORATION	22MHA2054POS01	MHA10303 / Outreach & Engagement / SFY22	N	\$1,018,064	\$80,356	\$0	\$1,098,420	7/1/2021	6/30/2024	\$3,185,661	\$3,185,661	\$0

POS FY 2024 Report Detail by Agency

Agency	Supplier Name	Contract ID #	Contract Description	Competitive ₁	Payments				Terms				
					General Fund	Federal Fund	Other Fund ₂	Total FY 2024 ₃	Contract Begin Date	Contract Expire Date	Cumulative Contract Total Amount ₄	Cumulative Contract Payments ₅	Cumulative Contract Balance Remaining ₆
Department of Mental Health & Addiction Services	CORNELL SCOTT-HILL HEALTH CORPORATION	23MHA6040	SOR Recovery Coaching in Methadone Clinics	N	\$0	\$45,669	\$0	\$45,669	9/30/2022	9/29/2024	\$150,000	\$45,669	\$104,331
Department of Mental Health & Addiction Services	CORNELL SCOTT-HILL HEALTH CORPORATION	23MHA6057	Enhanced Medication Assisted Treatment (E-MAT)	N	\$0	\$225,000	\$0	\$225,000	9/30/2022	9/29/2024	\$400,000	\$375,000	\$25,000
Department of Mental Health & Addiction Services	COUNCIL OF CHURCHES OF GREATER	22MHA6010	Religious Services SWCMHS	E	\$1,936	\$0	\$0	\$1,936	7/1/2021	6/30/2023	\$49,350	\$47,482	\$1,868
Department of Mental Health & Addiction Services	COUNCIL OF CHURCHES OF GREATER	24MHA2008POS01	N Project Nueva Vida: Vocational Case Management &	N	\$50,728	\$0	\$0	\$50,728	7/1/2023	6/30/2026	\$149,662	\$50,728	\$98,934
Department of Mental Health & Addiction Services	COUNCIL OF CHURCHES OF GREATER	24MHA6007	Spiritual Services	E	\$21,032	\$0	\$0	\$21,032	7/1/2023	6/30/2025	\$47,000	\$21,032	\$25,968
Department of Mental Health & Addiction Services	CROSS STREET TRAINING & ACADEMIC CENTER	23MHA6028	SOR How Can We Help (HCWH)	N	\$0	\$130,000	\$0	\$130,000	9/30/2022	9/29/2024	\$150,000	\$130,000	\$20,000
Department of Mental Health & Addiction Services	DANBURY HOSPITAL	23MHA2161POS01	N Mobile Crisis Services MHA07101 Crisis Intervention	N	\$1,199,816	\$612,893	\$0	\$1,812,709	7/1/2022	6/30/2025	\$5,367,528	\$3,547,356	\$1,820,172
Department of Mental Health & Addiction Services	DAY KIMBALL HOSPITAL	23MHA2087POS01	MHA 07402/ Crisis Care Coordination/ SFY23	N	\$62,228	\$0	\$0	\$62,228	7/1/2022	6/30/2025	\$183,590	\$122,909	\$60,681
Department of Mental Health & Addiction Services	DIALYSIS CLINIC INC	22MHA6034	Hemodialysis Therapy	N	\$526,095	\$0	\$0	\$526,095	12/20/2021	11/30/2025	\$1,350,956	\$978,580	\$372,376
Department of Mental Health & Addiction Services	DORA M KEE LLC	23MHA6007	Nutritional Consultation	E	\$1,125	\$0	\$0	\$1,125	7/1/2022	6/30/2023	\$13,500	\$13,354	\$146
Department of Mental Health & Addiction Services	DORA M KEE LLC	24MHA6013	Nutritional Consultant	E	\$11,048	\$0	\$0	\$11,048	7/1/2023	6/30/2024	\$13,500	\$11,048	\$2,453
Department of Mental Health & Addiction Services	EASTCONN	23MHA6085	FY24 Special Education Services	N	\$405,690	\$0	\$0	\$405,690	7/1/2023	6/30/2028	\$4,130,271	\$405,690	\$3,724,581
Department of Mental Health & Addiction Services	EASTERSEALS CAPITAL REGION & EASTERN	23MHA2124POS01	N Supported Education Services - MHA07701 SFY23	N	\$142,337	\$0	\$0	\$142,337	7/1/2022	6/30/2025	\$419,933	\$281,135	\$138,798
Department of Mental Health & Addiction Services	EDADVANCE	22MHA2162POS01	N Transportation/MHA08101	N	\$184,095	\$0	\$0	\$184,095	7/1/2021	6/30/2024	\$501,723	\$501,723	\$0
Department of Mental Health & Addiction Services	FAIR HAVEN COMMUNITY HEALTH CLINIC INC	23MHA2438	Latino Outreach Program SFY23	Y	\$44,037	\$55,147	\$0	\$99,184	7/1/2022	6/30/2025	\$292,620	\$195,902	\$96,718
Department of Mental Health & Addiction Services	FAMILY & CHILDRENS AGENCY INC	24MHA2010POS01	N Outpatient Clinical Services: Addiction	N	\$550,468	\$150,586	\$0	\$701,054	7/1/2023	6/30/2026	\$2,068,296	\$701,054	\$1,367,242
Department of Mental Health & Addiction Services	FAMILY & CHILDRENS AGENCY INC	24MHA2507	PIDIP	M	\$4,329	\$0	\$27,540	\$31,869	7/1/2023	6/30/2026	\$513,684	\$31,869	\$481,815
Department of Mental Health & Addiction Services	FAMILY CENTERED SERVICES OF CT INC	22MHA2057POS01	MHA05602 / Parenting Support & Parental Rights / SFY22	N	\$27,244	\$55,733	\$0	\$82,977	7/1/2021	6/30/2024	\$240,652	\$240,652	\$0
Department of Mental Health & Addiction Services	FAMILY CENTERS INC	22MHA2011POS01	N Housing Coordination/Housing SFY22 Resources/MHA08401	N	\$262,627	\$0	\$0	\$262,627	7/1/2021	6/30/2024	\$1,283,677	\$1,283,677	\$0
Department of Mental Health & Addiction Services	FELLOWSHIP PLACE INC	23MHA2058POS01	MHA08801 / SFY23 / Fellowship Inn Social Rehab	N	\$1,806,060	\$0	\$0	\$1,806,060	7/1/2022	6/30/2025	\$5,329,193	\$3,568,042	\$1,761,151
Department of Mental Health & Addiction Services	FIRE PSYCH INC	23MHA6094	Fire Setting Risk Evaluations	E	\$15,059	\$0	\$0	\$15,059	7/1/2023	9/30/2023	\$16,000	\$15,059	\$941
Department of Mental Health & Addiction Services	FIRE PSYCH INC	24MHA6029	WFH Pathological Fire Setting (PFS) Risk Assessment	N	\$38,136	\$0	\$0	\$38,136	10/1/2023	6/30/2027	\$624,675	\$38,136	\$586,539
Department of Mental Health & Addiction Services	FOCUS CENTER FOR AUTISM INC	23MHA2164POS01	N Young Adult Svcs-Mixed Model MHA09051 Washington House	N	\$918,138	\$0	\$0	\$918,138	7/1/2022	6/30/2025	\$2,745,654	\$1,856,724	\$888,930
Department of Mental Health & Addiction Services	FRIENDSHIP SERVICE CENTER INC	23MHA2126POS01	N Shelters - MHA09101 - EMS Emergency Shelters	N	\$401,446	\$107,192	\$0	\$508,638	7/1/2022	6/30/2025	\$1,510,602	\$1,014,612	\$495,990
Department of Mental Health & Addiction Services	FRIENDSHIP SERVICE CENTER INC	24MHA2414POS01	N Homeless Outreach & Engagement - MHA02544 - SOAR	N	\$0	\$70,000	\$0	\$70,000	7/1/2023	3/14/2025	\$119,584	\$70,000	\$49,584

POS FY 2024 Report Detail by Agency

Agency	Supplier Name	Contract ID #	Contract Description	Competitive ₁	Payments				Terms				
					General Fund	Federal Fund	Other Fund ₂	Total FY 2024 ₃	Contract Begin Date	Contract Expire Date	Cumulative Contract Total Amount ₄	Cumulative Contract Payments ₅	Cumulative Contract Balance Remaining ₆
Department of Mental Health & Addiction Services	GEMINI RESEARCH INC	23MHA1046	Gambling Impact Study	Y	\$248,162	\$0	\$0	\$248,162	1/2/2023	12/31/2023	\$1,248,162	\$1,248,162	\$0
Department of Mental Health & Addiction Services	GILEAD COMMUNITY SERVICES INC	23MHA2061POS01	MHA 08703 / SFY23 / Farrell Outpatient	N	\$9,153,143	\$0	\$0	\$9,153,143	7/1/2022	6/30/2025	\$26,963,545	\$18,065,624	\$8,897,921
Department of Mental Health & Addiction Services	GOODWILL INDUSTRIES OF SOUTHERN	23MHA2437	MHA07904/ Employment Services/ SFY23	M	\$391,207	\$0	\$0	\$391,207	7/1/2022	6/30/2025	\$1,154,165	\$772,686	\$381,479
Department of Mental Health & Addiction Services	GOODWILL INDUSTRIES OF SOUTHERN	24MHA2056POS01	MHA07901/IDEA Work Services/SFY24	N	\$678,554	\$0	\$0	\$678,554	7/1/2023	6/30/2026	\$2,001,918	\$678,554	\$1,323,364
Department of Mental Health & Addiction Services	GOODWILL OF WESTERN AND NORTHERN	19MHA6112	ABI Client Services	N	\$6,235	\$0	\$0	\$6,235	7/1/2019	6/30/2023	\$10,407,495	\$5,480,481	\$4,927,013
Department of Mental Health & Addiction Services	GOODWILL OF WESTERN AND NORTHERN	23MHA2012POS01	N ABI Community-Based Residence MHA09401 Cheshire	N	\$2,787,810	\$0	\$0	\$2,787,810	7/1/2022	6/30/2025	\$8,248,788	\$5,530,299	\$2,718,489
Department of Mental Health & Addiction Services	GOODWILL OF WESTERN AND NORTHERN	23MHA2435POS01	C Supported Employment EBP	M	\$599,511	\$0	\$0	\$599,511	7/1/2022	6/30/2025	\$1,768,719	\$1,184,115	\$584,604
Department of Mental Health & Addiction Services	GOODWILL OF WESTERN AND NORTHERN	24MHA6001	FY24 ABI Client Services	N	\$1,259,139	\$0	\$0	\$1,259,139	7/1/2023	6/30/2027	\$10,384,000	\$1,259,139	\$9,124,861
Department of Mental Health & Addiction Services	GREENWOODS COUNSELING REFERRALS INC	23MHA6036	SOR How Can We Help (HCWH)	N	\$0	\$165,000	\$0	\$165,000	9/30/2022	9/29/2024	\$330,000	\$285,000	\$45,000
Department of Mental Health & Addiction Services	GUARDIAN AD LITEM SERVICES INC	22MHA2165POS01	N Case Management: Mental Health/MHA20805/Melissa's	N	\$961,761	\$0	\$100,000	\$1,061,761	7/1/2021	6/30/2024	\$3,089,319	\$3,089,319	\$0
Department of Mental Health & Addiction Services	HANDS ON HARTFORD INC	24MHA2128POS01	N Supervised Housing - MHA02401 - Hands on Hartford	N	\$480,355	\$0	\$0	\$480,355	7/1/2023	6/30/2026	\$1,417,177	\$480,355	\$936,822
Department of Mental Health & Addiction Services	HARTFORD BEHAVIORAL HEALTH	24MHA2129POS01	N OP Clinical Services: MH Standard - MHA09903 - OP	N	\$996,995	\$0	\$0	\$996,995	7/1/2023	6/30/2026	\$2,941,403	\$996,995	\$1,944,408
Department of Mental Health & Addiction Services	HARTFORD HOSPITAL	18MHA6003	CVH: Electroconvulsive Therapy (ECT) program	N	\$49,218	\$0	\$0	\$49,218	7/1/2017	6/30/2025	\$3,325,700	\$985,010	\$2,340,690
Department of Mental Health & Addiction Services	HARTFORD HOSPITAL	22MHA2131POS01	N OP Clinical Services: MH Standard - MHA10102 - OP	N	\$2,187,143	\$726,706	\$0	\$2,913,849	7/1/2021	6/30/2024	\$8,367,106	\$8,367,106	\$0
Department of Mental Health & Addiction Services	HARTFORD HOSPITAL	22MHA2418POS01	N. Outpatient Clinical Services MH - FY21	N	\$0	\$93,646	\$0	\$93,646	7/1/2021	6/30/2024	\$374,084	\$374,084	\$0
Department of Mental Health & Addiction Services	HISPANIC HEALTH COUNCIL INC	23MHA6073	SOR Mobile Employment Services (MES)	N	\$0	\$18,125	\$0	\$18,125	9/30/2022	9/29/2024	\$290,000	\$145,000	\$145,000
Department of Mental Health & Addiction Services	HISPANIC HEALTH COUNCIL INC	24MHA2502POS01	MHA10505 / Vocational Rehabilitation / SFY24	N	\$13,087	\$241,913	\$0	\$255,000	7/1/2023	6/30/2026	\$765,000	\$255,000	\$510,000
Department of Mental Health & Addiction Services	HOMES WITH HOPE INC	24MHA2013POS01	N Supportive Housing Case Management/MHA11851/West	N	\$394,628	\$0	\$0	\$394,628	7/1/2023	6/30/2026	\$1,164,258	\$394,628	\$769,630
Department of Mental Health & Addiction Services	IMMACARE INC	23MHA2133POS01	N Homeless Outreach & Engagement - MHA11401 -	N	\$607,239	\$51,834	\$0	\$659,073	7/1/2022	6/30/2025	\$1,944,441	\$1,301,757	\$642,684
Department of Mental Health & Addiction Services	INSPIRICA INC	23MHA2015POS01	N Supportive Housing CM MHA18201 Atlantic Park Apt	N	\$1,054,538	\$58,909	\$0	\$1,113,447	7/1/2022	6/30/2025	\$3,284,967	\$2,199,207	\$1,085,760
Department of Mental Health & Addiction Services	INSTITUTION FOR SEXUAL WELLNESS	23MHA6093	SMI/PSB Assessment	E	\$3,500	\$0	\$0	\$3,500	6/15/2023	11/11/2023	\$3,500	\$3,500	\$0
Department of Mental Health & Addiction Services	INTERCOMMUNITY INC	23MHA6003	YAS Stay Strong	N	\$0	\$87,000	\$0	\$87,000	4/30/2022	7/29/2023	\$348,000	\$348,000	\$0
Department of Mental Health & Addiction Services	INTERCOMMUNITY INC	23MHA6015	PROUD: Parents Recovering from Opioid Use Disorders	N	\$0	\$84,375	\$0	\$84,375	8/31/2022	9/30/2023	\$337,500	\$337,500	\$0
Department of Mental Health & Addiction Services	INTERCOMMUNITY INC	23MHA6035	How Can We Help	N	\$0	\$125,000	\$0	\$125,000	9/30/2022	9/29/2024	\$300,000	\$250,000	\$50,000
Department of Mental Health & Addiction Services	INTERCOMMUNITY INC	23MHA6071	SOR Mobile Employment Services (MES)	N	\$0	\$126,875	\$0	\$126,875	9/30/2022	9/29/2024	\$203,000	\$203,000	\$0

POS FY 2024 Report Detail by Agency

Agency	Supplier Name	Contract ID #	Contract Description	Competitive ₁	Payments				Terms				
					General Fund	Federal Fund	Other Fund ₂	Total FY 2024 ₃	Contract Begin Date	Contract Expire Date	Cumulative Contract Total Amount ₄	Cumulative Contract Payments ₅	Cumulative Contract Balance Remaining ₆
Department of Mental Health & Addiction Services	INTERCOMMUNITY INC	23MHA6087	FY23 STAY STRONG	N	\$0	\$348,000	\$0	\$348,000	4/30/2023	4/29/2024	\$348,000	\$348,000	\$0
Department of Mental Health & Addiction Services	INTERCOMMUNITY INC	24MHA2134POS01	N Residential Services: Transitional Halfway House -	N	\$10,583,708	\$2,404,085	\$0	\$12,987,793	7/1/2023	6/30/2026	\$37,796,185	\$12,987,793	\$24,808,392
Department of Mental Health & Addiction Services	INTERCOMMUNITY INC	24MHA6027	Parents Recovering from Opioid Use Disorders (PROUD)	N	\$0	\$206,250	\$0	\$206,250	9/30/2023	9/29/2024	\$275,000	\$206,250	\$68,750
Department of Mental Health & Addiction Services	J T PODIATRY LLC	19MHA6063	19MHA6063	N	\$125,109	\$0	\$0	\$125,109	7/1/2018	6/30/2024	\$619,542	\$603,293	\$16,249
Department of Mental Health & Addiction Services	JOURNEY FOUND INC	24MHA6004	FY24 ABI Residential services	N	\$425,647	\$0	\$0	\$425,647	7/1/2023	6/30/2026	\$1,252,297	\$425,647	\$826,650
Department of Mental Health & Addiction Services	JOURNEY FOUND INC	24MHA6031	FY24 Residential Support	N	\$529,658	\$0	\$0	\$529,658	7/1/2023	6/30/2026	\$1,559,823	\$529,658	\$1,030,165
Department of Mental Health & Addiction Services	JOURNEY HOME INC	24MHA2514	FY 24 21401-JH Central and GH CAN	M	\$0	\$1,442,375	\$0	\$1,442,375	8/1/2023	6/30/2026	\$4,202,125	\$1,442,375	\$2,759,750
Department of Mental Health & Addiction Services	JUDGE ROTENBERG EDUCATIONAL CENTER INC	23MHA6010	FY23 ABI/TBI Client Services	N	\$1,237,682	\$0	\$0	\$1,237,682	7/1/2022	6/30/2024	\$1,949,163	\$1,941,592	\$7,571
Department of Mental Health & Addiction Services	JUSTICE RESOURCE INSTITUTE INC	17MHA6008	YAS Residential Program	N	\$47,742	\$0	\$0	\$47,742	7/1/2016	6/30/2023	\$4,612,908	\$4,371,360	\$241,548
Department of Mental Health & Addiction Services	JUSTICE RESOURCE INSTITUTE INC	24MHA6005	FY24 YAS Residential Program	N	\$1,103,641	\$0	\$0	\$1,103,641	7/1/2023	6/30/2026	\$2,647,098	\$1,103,641	\$1,543,457
Department of Mental Health & Addiction Services	KEYSTONE HOUSE INC	22MHA2017	MHA12203 / St. Johns I / SFY22	N	\$2,049,625	\$0	\$0	\$2,049,625	7/1/2021	6/30/2024	\$5,706,227	\$5,706,227	\$0
Department of Mental Health & Addiction Services	KHMER HEALTH ADVOCATES INC	23MHA2138POS01	N Case Management: MH - MHA12251 - Case Management	N	\$114,786	\$0	\$0	\$114,786	7/1/2022	6/30/2025	\$338,650	\$226,718	\$111,932
Department of Mental Health & Addiction Services	KUHN EMPLOYMENT OPPORTUNITIES INC	22MHA2063POS01	MHA12301 / #MHA12301 / Supported Employment / SFY22	N	\$503,653	\$29,147	\$0	\$532,800	7/1/2021	6/30/2024	\$1,558,674	\$1,558,674	\$0
Department of Mental Health & Addiction Services	KUHN EMPLOYMENT OPPORTUNITIES INC	23MHA2436POS01	C Supported Employment EBP - MHXXXXX - SF23	M	\$375,965	\$0	\$0	\$375,965	7/1/2022	6/30/2025	\$1,109,197	\$742,581	\$366,616
Department of Mental Health & Addiction Services	LAKESIDE NEUROLOGIC	22MHA6008	YAS Residential Support SFY22	N	\$2,851,937	\$0	\$0	\$2,851,937	7/1/2021	6/30/2024	\$8,959,384	\$7,461,064	\$1,498,320
Department of Mental Health & Addiction Services	LATHAM CONSULTING GROUP LLC	20MHA6076	Psychiatric and Psychosexual evaluations, consultations and	N	\$4,228	\$0	\$0	\$4,228	12/1/2019	11/30/2026	\$140,288	\$15,153	\$125,135
Department of Mental Health & Addiction Services	LAUREL HOUSE INC	22MHA2018POS01	N PILOTS Program/Supportive Housing Case	N	\$1,612,650	\$0	\$0	\$1,612,650	7/1/2021	6/30/2024	\$4,496,698	\$4,496,698	\$0
Department of Mental Health & Addiction Services	LAUREL HOUSE INC	23MHA6068	Mobile Employment Services (MES)	N	\$0	\$101,500	\$0	\$101,500	9/30/2022	9/29/2024	\$203,000	\$190,313	\$12,688
Department of Mental Health & Addiction Services	LEDGE LIGHT HEALTH DIST	23MHA6026	How Can We Help (HCWH)	N	\$0	\$125,000	\$0	\$125,000	9/30/2022	9/29/2024	\$300,000	\$250,000	\$50,000
Department of Mental Health & Addiction Services	LEEWAY INC	23MHA2064POS01	MHA20701 / SFY23 / Leeway Scattered Sites	N	\$378,844	\$0	\$35,000	\$413,844	7/1/2022	6/30/2025	\$1,220,948	\$817,396	\$403,552
Department of Mental Health & Addiction Services	LIBERATION PROGRAMS INC	23MHA2019	MHA12803:Families in Recovery SFY23	N	\$1,733,925	\$604,155	\$547,640	\$2,885,720	7/1/2022	6/30/2025	\$8,664,550	\$5,850,587	\$2,813,963
Department of Mental Health & Addiction Services	LIBERATION PROGRAMS INC	23MHA6019	Mobile Outreach and Medication Assisted Treatment (MAT)	E	\$0	\$18,675	\$0	\$18,675	10/1/2022	9/30/2023	\$24,900	\$24,900	\$0
Department of Mental Health & Addiction Services	LIBERATION PROGRAMS INC	23MHA6045	SOR Recovery Coaching in Methadone Clinics	N	\$0	\$72,500	\$0	\$72,500	9/30/2022	9/29/2024	\$150,000	\$112,500	\$37,500
Department of Mental Health & Addiction Services	LIBERATION PROGRAMS INC	23MHA6075	SOR Mobile Outreach and Medication Assisted Treatment	N	\$0	\$175,000	\$0	\$175,000	9/30/2022	9/29/2024	\$350,000	\$306,250	\$43,750
Department of Mental Health & Addiction Services	LIBERTY COMMUNITY SERVICES INC	24MHA2065POS01	MHA12701/Open Door Alliance/SFY24	N	\$901,415	\$976,286	\$0	\$1,877,701	7/1/2023	6/30/2026	\$5,425,148	\$1,877,701	\$3,547,447

POS FY 2024 Report Detail by Agency

Agency	Supplier Name	Contract ID #	Contract Description	Competitive ₁	Payments				Terms				
					General Fund	Federal Fund	Other Fund ₂	Total FY 2024 ₃	Contract Begin Date	Contract Expire Date	Cumulative Contract Total Amount ₄	Cumulative Contract Payments ₅	Cumulative Contract Balance Remaining ₆
Department of Mental Health & Addiction Services	LIFEBRIDGE COMMUNITY SERVICES INC	23MHA2020POS01	N Outpatient Clinical Service Addition MHA08201 Outpatient	N	\$678,076	\$0	\$0	\$678,076	7/1/2022	6/30/2025	\$2,000,506	\$1,339,291	\$661,215
Department of Mental Health & Addiction Services	LIFECONNECTIONS SPECIALIZED SUPPORT	20MHA6003	YAS Residential FY20	N	\$1,159,556	\$0	\$0	\$1,159,556	7/1/2019	6/30/2025	\$14,274,631	\$7,895,601	\$6,379,030
Department of Mental Health & Addiction Services	MARRAKECH DAY SERVICES	22MHA2021POS01	N Employment Services: EBP/Employment	N	\$412,529	\$0	\$0	\$412,529	7/1/2021	6/30/2024	\$2,617,940	\$2,190,289	\$427,651
Department of Mental Health & Addiction Services	MARRAKECH DAY SERVICES	22MHA2066POS01	MHA12901 / Outreach and Engagement / SFY22	N	\$3,237,247	\$0	\$0	\$3,237,247	7/1/2021	6/30/2024	\$9,940,482	\$9,730,482	\$210,000
Department of Mental Health & Addiction Services	MARTIN HOUSE INC	22MHA2089POS01	FY22 Recovery for Life #MHA12951	N	\$696,601	\$0	\$0	\$696,601	7/1/2021	6/30/2024	\$2,020,296	\$2,020,296	\$0
Department of Mental Health & Addiction Services	MCCALL FOUNDATION INC	22MHA2169POS01	N Residential Services: Intensive Addition/Carnes Weeks	N	\$3,423,956	\$531,274	\$863,980	\$4,819,210	7/1/2021	6/30/2024	\$10,346,122	\$10,346,122	\$0
Department of Mental Health & Addiction Services	MCCALL FOUNDATION INC	22MHA6030	Women's REACH FY22	N	\$5,236	\$52,000	\$0	\$57,236	9/1/2021	9/30/2025	\$265,236	\$213,236	\$52,000
Department of Mental Health & Addiction Services	MCCALL FOUNDATION INC	23MHA6018	Mobile Medication Assisted Treatment (MAT)	E	\$0	\$18,675	\$0	\$18,675	10/1/2022	9/30/2023	\$24,900	\$24,900	\$0
Department of Mental Health & Addiction Services	MCCALL FOUNDATION INC	23MHA6050	Education and Family Support (EFS)	E	\$0	\$27,000	\$0	\$27,000	9/30/2022	9/29/2024	\$48,000	\$48,000	\$0
Department of Mental Health & Addiction Services	MCCALL FOUNDATION INC	23MHA6056	SOR Enhanced Medication Assisted Treatment (E-MAT)	N	\$0	\$175,000	\$0	\$175,000	9/30/2022	9/29/2024	\$400,000	\$350,000	\$50,000
Department of Mental Health & Addiction Services	MCCALL FOUNDATION INC	23MHA6064	SOR Clinic Based Medication Assisted Treatment (CB-MAT)	N	\$0	\$122,500	\$0	\$122,500	9/30/2022	9/29/2024	\$280,000	\$245,000	\$35,000
Department of Mental Health & Addiction Services	MCCALL FOUNDATION INC	23MHA6072	Mobile Employment Services (MES)	N	\$0	\$12,688	\$0	\$12,688	9/30/2022	9/29/2024	\$203,000	\$101,500	\$101,500
Department of Mental Health & Addiction Services	MCCALL FOUNDATION INC	23MHA6081	Mobile Outreach and Medication Assisted Treatment (MAT) SOR	N	\$0	\$240,625	\$0	\$240,625	9/30/2022	9/29/2024	\$350,000	\$306,250	\$43,750
Department of Mental Health & Addiction Services	MCCALL FOUNDATION INC	24MHA6010	Women's Reach	N	\$71,987	\$205,345	\$0	\$277,332	7/1/2023	6/30/2024	\$277,332	\$277,332	\$0
Department of Mental Health & Addiction Services	MENTAL HEALTH CONNECTICUT INC	22MHA2139POS01	N Employment Support: Deaf/Hearing - MHA00602 -	N	\$689,095	\$0	\$0	\$689,095	7/1/2021	6/30/2024	\$2,008,047	\$1,948,616	\$59,431
Department of Mental Health & Addiction Services	MENTAL HEALTH CONNECTICUT INC	23MHA2170POS01	N Social Rehabilitation MHA13103 IndependenceSFY23	N	\$7,186,562	\$0	\$0	\$7,186,562	7/1/2022	6/30/2025	\$20,726,507	\$13,734,576	\$6,991,931
Department of Mental Health & Addiction Services	MENTAL HEALTH CONNECTICUT INC	24MHA2022POS01	N Residential Support/MHA13101/Bridgeport	N	\$5,486,696	\$57,640	\$0	\$5,544,336	7/1/2023	6/30/2026	\$16,354,610	\$5,544,336	\$10,810,274
Department of Mental Health & Addiction Services	MERCY HOUSING & SHELTER CORPORATION	22MHA2140	N Supervised Housing - MHA13201 - The Residence FY22	N	\$3,880,814	\$540,943	\$0	\$4,421,757	7/1/2021	6/30/2024	\$11,842,198	\$11,557,862	\$284,336
Department of Mental Health & Addiction Services	MERCY HOUSING & SHELTER CORPORATION	22MHA2141POS01	N Supportive Housing CM - MHA13217 - DOH Supportive -	N	\$0	\$4,234	\$0	\$4,234	7/1/2021	6/30/2024	\$73,533	\$40,826	\$32,707
Department of Mental Health & Addiction Services	MIDDLESEX HOSPITAL	22MHA1090	Physician & APRN services at CVH/WFH	N	\$136,875	\$0	\$0	\$136,875	1/1/2022	12/31/2023	\$1,066,800	\$284,759	\$782,041
Department of Mental Health & Addiction Services	MIDDLESEX HOSPITAL	24MHA2067POS01	MHA13502/Case Management/SFY24	N	\$160,897	\$0	\$0	\$160,897	7/1/2023	6/30/2026	\$474,689	\$160,897	\$313,792
Department of Mental Health & Addiction Services	MIDDLESEX HOSPITAL	24MHA6036	Physician and APRN Services	N	\$28,942	\$0	\$0	\$28,942	1/1/2024	12/31/2026	\$1,481,604	\$28,942	\$1,452,662
Department of Mental Health & Addiction Services	MIDWESTERN CONNECTICUT COUNCIL OF	22MHA2060POS01	C Pre-Trial DUI Alcohol Education FFS - MHA13704 PTIP	N	\$10,936	\$0	\$160,126	\$171,062	7/1/2021	9/30/2023	\$1,381,874	\$977,123	\$404,751
Department of Mental Health & Addiction Services	MIDWESTERN CONNECTICUT COUNCIL OF	23MHA6089	Recovery Service Van	N	\$0	\$0	\$99,950	\$99,950	11/1/2022	6/30/2025	\$124,900	\$99,950	\$24,950
Department of Mental Health & Addiction Services	MIDWESTERN CONNECTICUT COUNCIL OF	24MHA2060	C Pre-Trial DUI Alcohol Education FFS - MHA13704 PTIP SFY24	M	\$0	\$0	\$260,572	\$260,572	7/1/2023	6/30/2026	\$1,297,546	\$260,572	\$1,036,974

POS FY 2024 Report Detail by Agency

Agency	Supplier Name	Contract ID #	Contract Description	Competitive ₁	Payments				Terms				
					General Fund	Federal Fund	Other Fund ₂	Total FY 2024 ₃	Contract Begin Date	Contract Expire Date	Cumulative Contract Total Amount ₄	Cumulative Contract Payments ₅	Cumulative Contract Balance Remaining ₆
Department of Mental Health & Addiction Services	MIDWESTERN CONNECTICUT COUNCIL OF	24MHA2171	MHA13707 McDonough House SFY24	N	\$1,901,545	\$722,236	\$0	\$2,623,781	7/1/2023	6/30/2026	\$7,740,855	\$2,623,781	\$5,117,074
Department of Mental Health & Addiction Services	MIDWESTERN CONNECTICUT COUNCIL OF	24MHA2188POS01	N Bettor Choice Problem Gambling: Outpatient	N	\$37,756	\$0	\$313,009	\$350,765	7/1/2023	6/30/2025	\$692,808	\$350,765	\$342,043
Department of Mental Health & Addiction Services	MIDWESTERN CONNECTICUT COUNCIL OF	24MHA2302POS01	N Bettor Choice Problem Gambling: Brief Residential	N	\$1,702	\$0	\$21,024	\$22,726	7/1/2023	6/30/2026	\$67,048	\$22,726	\$44,322
Department of Mental Health & Addiction Services	MIDWESTERN CONNECTICUT COUNCIL OF	24MHA6026	PROUD	N	\$0	\$206,250	\$0	\$206,250	9/30/2023	9/29/2024	\$275,000	\$206,250	\$68,750
Department of Mental Health & Addiction Services	MULTILINGUAL REHABILITATION &	18MHA6035	CMHC Multilingual Assessment	N	\$11,900	\$0	\$0	\$11,900	7/1/2017	6/30/2023	\$247,050	\$108,988	\$138,063
Department of Mental Health & Addiction Services	MULTILINGUAL REHABILITATION &	24MHA6043	WCMHN Neuropsych Evaluations	N	\$4,500	\$0	\$0	\$4,500	12/1/2023	6/30/2028	\$325,875	\$4,500	\$321,375
Department of Mental Health & Addiction Services	MY PEOPLE COMMUNITY SERVICES	23MHA2142	N Young Adult Services - MHA14151 - Bridgeway House-	N	\$4,273,189	\$0	\$0	\$4,273,189	7/1/2022	6/30/2024	\$7,359,349	\$7,359,349	\$0
Department of Mental Health & Addiction Services	MY SISTERS PLACE INC	24MHA2143POS01	N Supportive Housing CM - MHA14201 - Mary Seymour	N	\$973,648	\$115,103	\$51,161	\$1,139,912	7/1/2023	6/30/2026	\$3,332,622	\$1,139,912	\$2,192,710
Department of Mental Health & Addiction Services	NAMI OF CONNECTICUT INC	23MHA6051	SOR Education and Family Support (EFS)	E	\$0	\$24,000	\$0	\$24,000	9/30/2022	9/29/2024	\$48,000	\$45,000	\$3,000
Department of Mental Health & Addiction Services	NAMI OF CONNECTICUT INC	24MHA2144POS01	N Family Support: Consultation/Education -	N	\$148,364	\$172,824	\$0	\$321,188	7/1/2023	6/30/2026	\$947,590	\$321,188	\$626,402
Department of Mental Health & Addiction Services	NATCHAUG HOSPITAL INC	23MHA2090POS01	MHA14405/ Intermediate Care / SFY23	N	\$261,231	\$0	\$0	\$261,231	7/1/2022	6/30/2025	\$770,701	\$515,966	\$254,735
Department of Mental Health & Addiction Services	NATCHAUG HOSPITAL INC	23MHA2091POS01	N Acute Care Program - MHA14403	N	\$245,700	\$0	\$0	\$245,700	7/1/2022	6/30/2025	\$2,377,620	\$470,925	\$1,906,695
Department of Mental Health & Addiction Services	NEW LIFE II RECOVERY COMMUNITY CENTER	24MHA2503POS01	Peer Respite Program / SFY24	N	\$0	\$162,500	\$0	\$162,500	4/1/2024	6/30/2027	\$1,462,500	\$162,500	\$1,300,000
Department of Mental Health & Addiction Services	NEW LONDON HOMELESS HOSPITALITY	24MHA2092POS01	MHA14687/FUSE/SFY24	N	\$308,381	\$416,825	\$0	\$725,206	7/1/2023	6/30/2026	\$1,972,036	\$725,206	\$1,246,830
Department of Mental Health & Addiction Services	NEW REACH INC	22MHA2068POS01	MHA14601 / Pilots Program / SFY22	N	\$954,797	\$237,688	\$0	\$1,192,485	7/1/2021	6/30/2024	\$3,297,138	\$3,285,878	\$11,260
Department of Mental Health & Addiction Services	NORTHWEST CHARITIES INC	23MHA6009	FY23 YAS Residential and Clinical Services	N	\$200,550	\$0	\$0	\$200,550	7/1/2022	6/30/2025	\$1,204,500	\$417,152	\$787,348
Department of Mental Health & Addiction Services	OP HOPE OF FAIRFIELD INC	22MHA2024POS01	N Supportive Housing Case Management/Next Steps-	N	\$782,830	\$0	\$0	\$782,830	7/1/2021	6/30/2024	\$2,270,378	\$2,270,378	\$0
Department of Mental Health & Addiction Services	OPTIMUS HEALTH CARE INC	19MHA1075POS01	MHA15780 PIC-CT,SFY19	N	\$0	\$628,045	\$0	\$628,045	9/30/2018	9/30/2024	\$3,030,026	\$2,328,091	\$701,935
Department of Mental Health & Addiction Services	OPTIMUS HEALTH CARE INC	23MHA2025POS01	N Project Nueva Vida AIDS/HIV MHA01701 Project Nueva Vida	N	\$37,310	\$0	\$0	\$37,310	7/1/2022	6/30/2025	\$110,074	\$73,692	\$36,382
Department of Mental Health & Addiction Services	PACIFIC HOUSE INC	22MHA2032POS01	N Social Rehabilitation Services/Pacific	N	\$352,867	\$0	\$0	\$352,867	7/1/2021	6/30/2024	\$1,023,393	\$1,023,393	\$0
Department of Mental Health & Addiction Services	PATHWAYS INC	23MHA2026POS01	N Resident Support MHA15901 Davis Supervised Apt	N	\$1,038,181	\$0	\$0	\$1,038,181	7/1/2022	6/30/2025	\$3,051,829	\$2,045,005	\$1,006,824
Department of Mental Health & Addiction Services	PERCEPTION PROGRAMS INC	23MHA2094POS01	MHA16002/ Outpatient Danielson/ SFY23	N	\$566,774	\$290,926	\$314,410	\$1,172,110	7/1/2022	6/30/2025	\$2,856,376	\$2,303,633	\$552,743
Department of Mental Health & Addiction Services	PERCEPTION PROGRAMS INC	23MHA6021	Mobile Outreach and Medication Assisted Treatment (MAT)	E	\$0	\$12,450	\$0	\$12,450	10/1/2022	9/30/2023	\$24,900	\$24,900	\$0
Department of Mental Health & Addiction Services	PERCEPTION PROGRAMS INC	24MHA2413POS01	MHA16012/SOAR Case Mangement/SFY24	N	\$0	\$70,000	\$0	\$70,000	7/1/2023	3/14/2025	\$119,584	\$70,000	\$49,584
Department of Mental Health & Addiction Services	PERCEPTION PROGRAMS INC	24MHA6030	PPI SAPT Mobile MAT	N	\$0	\$128,000	\$0	\$128,000	7/1/2023	6/30/2024	\$128,000	\$128,000	\$0

POS FY 2024 Report Detail by Agency

Agency	Supplier Name	Contract ID #	Contract Description	Competitive ₁	Payments				Terms				
					General Fund	Federal Fund	Other Fund ₂	Total FY 2024 ₃	Contract Begin Date	Contract Expire Date	Cumulative Contract Total Amount ₄	Cumulative Contract Payments ₅	Cumulative Contract Balance Remaining ₆
Department of Mental Health & Addiction Services	POSITIVE DIRECTIONS	23MHA2027POS01	N Outpatient Clinical Services Addition St MHA16204	N	\$65,166	\$0	\$0	\$65,166	7/1/2022	6/30/2025	\$192,258	\$128,712	\$63,546
Department of Mental Health & Addiction Services	PRIME TIME HOUSE	24MHA2173	N Social Rehabilitation Services MHA16301 Social Rehab-	N	\$527,984	\$0	\$0	\$527,984	7/1/2023	6/30/2026	\$1,557,694	\$527,984	\$1,029,710
Department of Mental Health & Addiction Services	PROSPECT WATERBURY INC	24MHA2177POS01	N Mobile Emergency Crisis Services/MHA19903/Crisis	N	\$1,601,273	\$287,879	\$0	\$1,889,152	7/1/2023	6/30/2026	\$5,344,274	\$1,889,152	\$3,455,122
Department of Mental Health & Addiction Services	RECOVERY NETWORK OF PROGRAMS INC	22MHA2028POS01	N Infectious Disease Education & Testing/HIV/AIDS/MHA16901/SF	N	\$4,227,809	\$980,849	\$0	\$5,208,658	7/1/2021	6/30/2024	\$13,825,162	\$13,825,162	\$0
Department of Mental Health & Addiction Services	RECOVERY NETWORK OF PROGRAMS INC	23MHA6034	SOR4 YR1 How Can We Help (HCWH)	N	\$0	\$125,000	\$0	\$125,000	9/30/2022	9/29/2024	\$150,000	\$125,000	\$25,000
Department of Mental Health & Addiction Services	RECOVERY NETWORK OF PROGRAMS INC	23MHA6044	SOR Recovery Coaching in Methadone Clinics	N	\$0	\$119,500	\$0	\$119,500	9/30/2022	9/29/2024	\$314,000	\$235,500	\$78,500
Department of Mental Health & Addiction Services	RECOVERY NETWORK OF PROGRAMS INC	24MHA2422AB	Crisis Respite SFY24	N	\$2,232	\$543,653	\$0	\$545,885	7/1/2023	12/31/2026	\$2,877,341	\$545,885	\$2,331,456
Department of Mental Health & Addiction Services	RELIANCE HEALTH INC	21MHA2095POS01	N Bozrah House / #MHA17402 / SFY21	N	\$238,645	\$0	\$0	\$238,645	7/1/2020	7/30/2023	\$33,105,719	\$33,105,719	\$0
Department of Mental Health & Addiction Services	RELIANCE HEALTH INC	23MHA6037	How Can We Help (HCWH)	E	\$0	\$44,000	\$0	\$44,000	9/30/2022	9/29/2024	\$48,000	\$44,000	\$4,000
Department of Mental Health & Addiction Services	RELIANCE HEALTH INC	24MHA2095POS01	MHA 17401/Bridge & Residential/SFY24	N	\$11,581,557	\$222,955	\$0	\$11,804,512	7/1/2023	6/30/2026	\$34,843,036	\$11,804,512	\$23,038,524
Department of Mental Health & Addiction Services	RELIANCE HEALTH INC	24MHA2423POS01	MHA17440/SOAR Case Management/SFY24	N	\$0	\$70,000	\$0	\$70,000	7/1/2023	3/14/2025	\$119,584	\$70,000	\$49,584
Department of Mental Health & Addiction Services	RUSHFORD CENTER INC	21MHA2071POS01	N Supportive Housing Case Management - Shelter Plus Care -	N	\$0	\$11,262	\$0	\$11,262	7/1/2020	11/15/2023	\$123,000	\$121,901	\$1,099
Department of Mental Health & Addiction Services	RUSHFORD CENTER INC	24MHA2070POS01	MHA13605/Friendship Club/SFY24	N	\$10,653,515	\$1,267,912	\$0	\$11,921,427	7/1/2023	6/30/2026	\$34,724,281	\$11,921,427	\$22,802,854
Department of Mental Health & Addiction Services	RUSHFORD CENTER INC	24MHA2071POS01	N Supportive Housing CM - MHA13617 - Shelter Plus Care-	N	\$0	\$19,807	\$0	\$19,807	7/1/2023	6/30/2026	\$123,000	\$19,807	\$103,193
Department of Mental Health & Addiction Services	SAFE FUTURES INC	23MHA6090	Katie Blair House	E	\$17,016	\$0	\$0	\$17,016	7/1/2023	6/30/2025	\$34,032	\$17,016	\$17,016
Department of Mental Health & Addiction Services	SAFE FUTURES INC	24MHA2096POS01	MHA20051/Next Step Scattered Sites/SFY24	N	\$70,994	\$0	\$0	\$70,994	7/1/2023	6/30/2026	\$209,452	\$70,994	\$138,458
Department of Mental Health & Addiction Services	SECURE CARE OPTIONS LLC	23MHA6086	FY24 60 West	N	\$1,436,152	\$0	\$0	\$1,436,152	7/1/2023	6/30/2026	\$4,279,603	\$1,436,152	\$2,843,452
Department of Mental Health & Addiction Services	SOUND COMMUNITY SERVICES INC	22MHA2097POS01	MHA09001 / CSRPP / SFY22	N	\$9,061,243	\$271,294	\$0	\$9,332,537	7/1/2021	6/30/2024	\$27,698,789	\$27,698,789	\$0
Department of Mental Health & Addiction Services	SOUND COMMUNITY SERVICES INC	23MHA6052	SOR Education and Family Support (EFS)	E	\$0	\$3,000	\$0	\$3,000	9/30/2022	9/29/2023	\$24,000	\$24,000	\$0
Department of Mental Health & Addiction Services	SOUTH PARK INN INC	24MHA2515	HUD CT0022 - Supportive Housing - MHA21701-FY24	N	\$0	\$159,835	\$0	\$159,835	8/1/2023	6/30/2026	\$479,505	\$159,835	\$319,670
Department of Mental Health & Addiction Services	ST VINCENT DEPAUL PL MIDDLETOWN	23MHA2073POS01	MHA18401 / SFY23 / Liberty Commons #MHA08803	N	\$383,650	\$32,471	\$0	\$416,121	7/1/2022	6/30/2025	\$1,227,669	\$821,895	\$405,774
Department of Mental Health & Addiction Services	ST VINCENT'S MEDICAL CENTER	23MHA2035POS01	N Resident Support MHA09601 Housing Support	N	\$1,458,803	\$0	\$0	\$1,458,803	7/1/2022	6/30/2025	\$3,987,909	\$2,957,408	\$1,030,501
Department of Mental Health & Addiction Services	STAYWELL HEALTH CARE INC	24MHA2501	N Standard Case Management SFY24	N	\$59,827	\$0	\$0	\$59,827	7/1/2023	6/30/2026	\$176,505	\$59,827	\$116,678
Department of Mental Health & Addiction Services	SUPPORTIVE ENVIRO LIVING FACILITY INC	23MHA2175	MHA17802 Geriatric Supervised Apartments SFY23	N	\$1,572,951	\$0	\$0	\$1,572,951	7/1/2022	6/30/2025	\$4,633,627	\$3,102,889	\$1,530,738
Department of Mental Health & Addiction Services	THAMES RIVER COMMUNITY SERVICE INC	24MHA2100POS01	MHA18951/Next Step Scattered Sites/SFY24	N	\$128,069	\$0	\$0	\$128,069	7/1/2023	6/30/2026	\$377,837	\$128,069	\$249,768

POS FY 2024 Report Detail by Agency

Agency	Supplier Name	Contract ID #	Contract Description	Competitive ₁	Payments				Terms				
					General Fund	Federal Fund	Other Fund ₂	Total FY 2024 ₃	Contract Begin Date	Contract Expire Date	Cumulative Contract Total Amount ₄	Cumulative Contract Payments ₅	Cumulative Contract Balance Remaining ₆
Department of Mental Health & Addiction Services	THAMES VALLEY COUNCIL FOR COMMUNITY	23MHA2101POS01	MHA 18904/ Next Step Supportive Housing / SFY23	N	\$155,419	\$0	\$0	\$155,419	7/1/2022	6/30/2025	\$458,527	\$306,973	\$151,554
Department of Mental Health & Addiction Services	THE ACCESS AGENCY INC	22MHA2077POS01	FY22 Access Agency Supportive Housing #MHA00151	N	\$42,823	\$0	\$0	\$42,823	7/1/2021	6/30/2024	\$124,196	\$124,196	\$0
Department of Mental Health & Addiction Services	THE CONNECTICUT WOMEN'S CONSORTIUM INC	24MHA1004POS01	N Connecticut Women's Consortium - MHA06401 SFY24	N	\$785,337	\$86,250	\$0	\$871,587	7/1/2023	6/30/2026	\$2,571,415	\$871,587	\$1,699,828
Department of Mental Health & Addiction Services	THE CONNECTION FUND-LIBERTY INC	19MHA1007	19-1007 (Continuum of Care)	N	\$0	\$147,950	\$0	\$147,950	7/1/2018	6/30/2027	\$1,808,640	\$956,910	\$851,730
Department of Mental Health & Addiction Services	THE CONNECTION INC	22MHA2030POS01	C Pre-Trial DUI Alcohol Education FFS - MHA00502 - PTIP - FY22	M	\$31,801	\$0	\$128,868	\$160,669	7/1/2021	9/30/2023	\$1,219,013	\$748,868	\$470,145
Department of Mental Health & Addiction Services	THE CONNECTION INC	22MHA6027	Women's REACH FY22	N	\$5,236	\$45,500	\$0	\$50,736	9/1/2021	9/30/2025	\$265,236	\$213,236	\$52,000
Department of Mental Health & Addiction Services	THE CONNECTION INC	23MHA2049POS01	MHA000503 / SFY23 / Cornerstone	N	\$7,390,302	\$1,887,998	\$0	\$9,278,300	7/1/2022	6/30/2025	\$26,603,185	\$17,472,073	\$9,131,112
Department of Mental Health & Addiction Services	THE CONNECTION INC	24MHA2030	C Pre-Trial DUI Alcohol Education FFS - MHA00502 - PTIP - FY24	Y	\$0	\$0	\$46,672	\$46,672	7/1/2023	6/30/2026	\$3,773,191	\$46,672	\$3,726,519
Department of Mental Health & Addiction Services	THE CONNECTION INC	24MHA6011	Women's REACH (recovery, engagement, access, coaching)	N	\$71,986	\$205,346	\$0	\$277,332	7/1/2023	6/30/2024	\$277,332	\$277,332	\$0
Department of Mental Health & Addiction Services	THE CONNECTION INC	24MHA6047	FY24 Women's Recovery Support Program (WRSP) Clinical Support	N	\$0	\$80,000	\$0	\$80,000	1/1/2024	9/30/2025	\$250,000	\$80,000	\$170,000
Department of Mental Health & Addiction Services	THE CONSULTATION CENTER INC	23MHA2051POS01	N Riverside Education Academy - MHA04102 - SFY23	N	\$176,512	\$0	\$0	\$176,512	7/1/2022	6/30/2025	\$520,758	\$348,635	\$172,123
Department of Mental Health & Addiction Services	THE GOVERNOR'S PREVENTION PARTNERSHIP	24MHA1007POS01	N Governor's Prevention Partnership - MHA09501 - GPP	N	\$461,460	\$296,352	\$21,460	\$779,272	7/1/2023	6/30/2026	\$2,299,062	\$779,272	\$1,519,790
Department of Mental Health & Addiction Services	THE HARTFORD DISPENSARY INC	23MHA2130POS01	N Infectious Disease Education & Testing - MHA10001 - HIV	N	\$156,893	\$289,922	\$0	\$446,815	7/1/2022	6/30/2025	\$1,318,221	\$882,518	\$435,703
Department of Mental Health & Addiction Services	THE HOUSING COLLECTIVE INC	24MHA2508	Homeless to Housing SFY24	M	\$450,000	\$0	\$0	\$450,000	7/1/2023	6/30/2026	\$1,350,000	\$450,000	\$900,000
Department of Mental Health & Addiction Services	THE KENNEDY COLLECTIVE INC	22MHA2016POS01	N Peer to Peer Vocational/Peer to Peer/MHA12101 SFY22	N	\$403,881	\$26,690	\$0	\$430,571	7/1/2021	6/30/2024	\$1,308,712	\$1,308,712	\$0
Department of Mental Health & Addiction Services	THE NORWALK HOSPITAL ASSOCIATION	23MHA2023POS01	N Outpatient clinical Services MH St MHA15503 Outpatient	N	\$1,689,823	\$0	\$0	\$1,689,823	7/1/2022	6/30/2025	\$4,985,431	\$3,337,627	\$1,647,804
Department of Mental Health & Addiction Services	THE OPEN DOOR SHELTER INC	22MHA2425POS01	N Social Rehabilitation SFY22	N	\$137,884	\$0	\$0	\$137,884	3/1/2022	6/30/2025	\$459,942	\$325,487	\$134,455
Department of Mental Health & Addiction Services	THE SOUTHEASTERN COUNCIL ON ALCOHOLISM	22MHA2053POS01	C Pre-Trial DUI Alcohol Education FFS - MHA18112 - PTIP	N	\$0	\$0	\$77,971	\$77,971	7/1/2021	9/30/2023	\$545,718	\$372,814	\$172,904
Department of Mental Health & Addiction Services	THE SOUTHEASTERN COUNCIL ON ALCOHOLISM	22MHA2098POS01	MHA18101 / Acute Care & Evaluation / FY22	N	\$2,363,267	\$489,867	\$271,372	\$3,124,506	7/1/2021	6/30/2024	\$8,709,844	\$8,709,844	\$0
Department of Mental Health & Addiction Services	THE SOUTHEASTERN COUNCIL ON ALCOHOLISM	23MHA6061	SOR - Enhanced Medication Assisted Treatment (E-MAT)	N	\$0	\$200,000	\$0	\$200,000	9/30/2022	9/29/2024	\$400,000	\$350,000	\$50,000
Department of Mental Health & Addiction Services	THE ST VINCENT DEPAUL MISSION OF	22MHA2176POS01	N Group Homes/Casa de Rosa/MHA18501	N	\$1,326,650	\$0	\$0	\$1,326,650	7/1/2021	6/30/2024	\$3,852,166	\$3,852,166	\$0
Department of Mental Health & Addiction Services	THE VILLAGE FOR FAMILIES & CHILDREN INC	22MHA6029	Women's REACH FY22	N	\$0	\$52,000	\$0	\$52,000	9/1/2021	9/30/2025	\$260,000	\$208,000	\$52,000
Department of Mental Health & Addiction Services	THE VILLAGE FOR FAMILIES & CHILDREN INC	23MHA2439	C Latino Outreach, SFY23	M	\$33,633	\$65,550	\$0	\$99,183	7/1/2022	6/30/2025	\$292,619	\$195,901	\$96,718
Department of Mental Health & Addiction Services	THE VILLAGE FOR FAMILIES & CHILDREN INC	23MHA6058	SOR - Enhanced Medication Assisted Treatment (E-MAT)	N	\$0	\$225,000	\$0	\$225,000	9/30/2022	9/29/2024	\$400,000	\$375,000	\$25,000
Department of Mental Health & Addiction Services	THE VILLAGE FOR FAMILIES & CHILDREN INC	24MHA6012	Women's REACH	N	\$76,967	\$205,345	\$0	\$282,312	7/1/2023	6/30/2024	\$282,312	\$282,312	\$0

POS FY 2024 Report Detail by Agency

Agency	Supplier Name	Contract ID #	Contract Description	Competitive ₁	Payments				Terms				
					General Fund	Federal Fund	Other Fund ₂	Total FY 2024 ₃	Contract Begin Date	Contract Expire Date	Cumulative Contract Total Amount ₄	Cumulative Contract Payments ₅	Cumulative Contract Balance Remaining ₆
Department of Mental Health & Addiction Services	TOWN OF STAFFORD	22MHA2148POS01	N OP Clinical Services: Addiction Standard - MHA19101 - Stafford	E	\$62,384	\$20,349	\$0	\$82,733	7/1/2021	6/30/2024	\$239,944	\$239,944	\$0
Department of Mental Health & Addiction Services	TRIANGLE COMMUNITY CENTER INC	22MHA2182POS01	Young Adult Services: Central Access Center/Triangle Access	N	\$44,883	\$0	\$0	\$44,883	7/1/2021	6/30/2024	\$130,171	\$130,171	\$0
Department of Mental Health & Addiction Services	TRICIRCLE	23MHA6053	FY23 Education and Family Support (EFS) Region 2 SOR	E	\$0	\$33,000	\$0	\$33,000	9/30/2022	9/29/2024	\$48,000	\$45,000	\$3,000
Department of Mental Health & Addiction Services	TRICIRCLE	23MHA6054	Education and Family Support (EFS) Region 3 SOR	E	\$0	\$33,000	\$0	\$33,000	9/30/2022	9/29/2024	\$48,000	\$45,000	\$3,000
Department of Mental Health & Addiction Services	TRICIRCLE	23MHA6055	Education and Family Support (EFS) Region 4 SOR	E	\$0	\$33,000	\$0	\$33,000	9/30/2022	9/29/2024	\$48,000	\$45,000	\$3,000
Department of Mental Health & Addiction Services	UNIDINE CORPORATION	23MHA6005	FY23 Inpatient Food Service	N	\$982,834	\$0	\$0	\$982,834	7/1/2022	6/30/2025	\$2,783,031	\$1,762,522	\$1,020,509
Department of Mental Health & Addiction Services	UNITED COMMUNITY & FAMILY SERVICES INC	24MHA2190POS01	MHA19201/Bettor Choice/SFY24	N	\$37,758	\$0	\$313,008	\$350,766	7/1/2023	6/30/2025	\$692,810	\$350,766	\$342,044
Department of Mental Health & Addiction Services	UNITED SERVICES INC	21MHA2103POS01	N Homeless Outreach Engagement - Shelter Outreach	N	\$0	\$2,361	\$0	\$2,361	7/1/2020	11/15/2023	\$101,391	\$13,954	\$87,437
Department of Mental Health & Addiction Services	UNITED SERVICES INC	23MHA6059	SOR - Enhanced Medication Assisted Treatment (E-MAT)	N	\$0	\$225,000	\$0	\$225,000	9/30/2022	9/29/2024	\$400,000	\$300,000	\$100,000
Department of Mental Health & Addiction Services	UNITED SERVICES INC	23MHA6070	Mobile Employment Services (MES)	N	\$0	\$88,813	\$0	\$88,813	9/30/2022	9/29/2024	\$203,000	\$152,250	\$50,750
Department of Mental Health & Addiction Services	UNITED SERVICES INC	24MHA2102POS01	MHA19301/Addiction Recovery/SFY24	N	\$10,386,657	\$1,439,886	\$155,225	\$11,981,768	7/1/2023	6/30/2026	\$34,476,948	\$11,981,768	\$22,495,180
Department of Mental Health & Addiction Services	UNITED SERVICES INC	24MHA2103POS01	N Shelter Outreach MHA19326 SFY24	N	\$0	\$2,839	\$0	\$2,839	7/1/2023	6/30/2026	\$101,381	\$2,839	\$98,542
Department of Mental Health & Addiction Services	UNITED WAY OF CONNECTICUT INC	23MHA1080	Trilogy	E	\$11,000	\$0	\$0	\$11,000	10/1/2022	9/30/2023	\$11,000	\$11,000	\$0
Department of Mental Health & Addiction Services	VIABILITY INC	23MHA2426POS01	C Supported Employment EBP - MHA	M	\$604,592	\$0	\$0	\$604,592	7/1/2022	6/30/2025	\$1,783,708	\$1,194,150	\$589,558
Department of Mental Health & Addiction Services	VIABILITY INC	23MHA2427	MHA 21001/ Employment Services/ SFY23	M	\$396,287	\$0	\$0	\$396,287	7/1/2022	6/30/2025	\$1,169,153	\$782,720	\$386,433
Department of Mental Health & Addiction Services	VINFEN CORPORATION OF CONNECTICUT INC	22MHA2149POS01	N Young Adult Services: Mixed Model - MHA19751 - Freedom	N	\$5,654,585	\$0	\$0	\$5,654,585	7/1/2021	6/30/2024	\$14,610,174	\$14,057,405	\$552,769
Department of Mental Health & Addiction Services	VINFEN CORPORATION OF CONNECTICUT INC	22MHA2150POS01	N Young Adult Services: Mixed Model - MHA19753 - Park Place	N	\$195,565	\$0	\$0	\$195,565	7/1/2021	7/10/2024	\$681,327	\$631,793	\$49,534
Department of Mental Health & Addiction Services	VISTA LIFE INNOVATIONS INC	24MHA6006	FY24 YAS Residential Services	N	\$176,594	\$0	\$0	\$176,594	7/1/2023	6/30/2026	\$582,310	\$176,594	\$405,716
Department of Mental Health & Addiction Services	WALDEN PSYCHIATRIC ASSOCIATES LLC	22MHA6037	Specialized Eating Disorder Consultations	N	\$563	\$0	\$0	\$563	11/3/2021	11/2/2024	\$150,000	\$6,167	\$143,833
Department of Mental Health & Addiction Services	WELLMORE INC	19MHA1076POS01	MHA14018 PIC-CT SFY19	N	\$0	\$816,397	\$0	\$816,397	9/30/2018	9/30/2024	\$5,457,756	\$4,571,619	\$886,137
Department of Mental Health & Addiction Services	WELLMORE INC	24MHA2178POS01	N Case Management: Forensic/MHA14006/Transitional	N	\$2,075,169	\$948,294	\$113,403	\$3,136,866	7/1/2023	6/30/2026	\$9,222,910	\$3,136,866	\$6,086,044
Department of Mental Health & Addiction Services	WHEELER CLINIC INC	22MHA2086POS01	C Pre-Trial DUI Alcohol Education FFS - MHA20004 - PTIP	M	\$11,654	\$0	\$121,759	\$133,413	7/1/2021	9/30/2023	\$1,391,227	\$878,963	\$512,264
Department of Mental Health & Addiction Services	WHEELER CLINIC INC	23MHA2151POS01	N OP Clinical Services: Addiction IOP - MHA20009 - Lifeline for	N	\$762,887	\$443,837	\$0	\$1,206,724	7/1/2022	6/30/2025	\$3,471,367	\$2,393,528	\$1,077,839
Department of Mental Health & Addiction Services	WHEELER CLINIC INC	23MHA2183POS01	N Access Center - MHA20026 - Access Line	N	\$171,729	\$865,785	\$0	\$1,037,514	7/1/2022	6/30/2025	\$3,082,740	\$2,143,846	\$938,894
Department of Mental Health & Addiction Services	WHEELER CLINIC INC	23MHA2185	Outpatient Clinical SFY23	N	\$171,036	\$0	\$0	\$171,036	7/1/2022	6/30/2025	\$504,602	\$337,819	\$166,783

POS FY 2024 Report Detail by Agency

Agency	Supplier Name	Contract ID #	Contract Description	Competitive ₁	Payments				Terms				
					General Fund	Federal Fund	Other Fund ₂	Total FY 2024 ₃	Contract Begin Date	Contract Expire Date	Cumulative Contract Total Amount ₄	Cumulative Contract Payments ₅	Cumulative Contract Balance Remaining ₆
Department of Mental Health & Addiction Services	WHEELER CLINIC INC	23MHA6016	Parents Recovering from Opioid Use Disorders (PROUD)	N	\$0	\$84,375	\$0	\$84,375	8/31/2022	9/30/2023	\$337,500	\$337,500	\$0
Department of Mental Health & Addiction Services	WHEELER CLINIC INC	23MHA6017	MAT Services	N	\$0	\$245,272	\$0	\$245,272	8/1/2022	9/29/2025	\$570,912	\$245,272	\$325,640
Department of Mental Health & Addiction Services	WHEELER CLINIC INC	23MHA6065	SOR Clinic Based Medication Assisted Treatment (CB-MAT)	N	\$0	\$140,000	\$0	\$140,000	9/30/2022	9/29/2024	\$280,000	\$245,000	\$35,000
Department of Mental Health & Addiction Services	WHEELER CLINIC INC	24MHA1018POS01	N Prevention Clearing - MHA20002 - CT Clearing - SFY24	N	\$143,491	\$668,196	\$0	\$811,687	7/1/2023	6/30/2026	\$2,394,695	\$811,687	\$1,583,008
Department of Mental Health & Addiction Services	WHEELER CLINIC INC	24MHA2086	C Pre-Trial DUI Alcohol Education FFS - MHA20004 - PTIP SFY23	M	\$0	\$0	\$146,662	\$146,662	7/1/2023	6/30/2026	\$1,382,669	\$146,662	\$1,236,007
Department of Mental Health & Addiction Services	WHEELER CLINIC INC	24MHA2189POS01	C Bettor Choice Cambling OP - MHA20003 - Bettor Choice -	N	\$37,757	\$0	\$313,009	\$350,766	7/1/2023	6/30/2025	\$692,810	\$350,766	\$342,044
Department of Mental Health & Addiction Services	WHEELER CLINIC INC	24MHA6028	Parents Recovering from Opioid Use Disorders (PROUD)	N	\$0	\$206,250	\$0	\$206,250	9/30/2023	9/29/2024	\$275,000	\$206,250	\$68,750
Department of Mental Health & Addiction Services	WILLIAM W BACKUS HOSPITAL	22MHA2104POS01	FY22 Center for Mental Health #MHA01102	N	\$220,025	\$0	\$0	\$220,025	7/1/2021	6/30/2024	\$638,121	\$638,121	\$0
Department of Mental Health & Addiction Services	WINDHAM REGIONAL COMMUNITY COUNCIL INC	21MHA2107POS01	N Supportive Housing Case Management - New Foundations	E	\$0	\$5,667	\$0	\$5,667	7/1/2020	11/15/2023	\$36,288	\$33,482	\$2,806
Department of Mental Health & Addiction Services	WINDHAM REGIONAL COMMUNITY COUNCIL INC	24MHA2106POS01	MHA20851/New Foundations/SFY24	N	\$0	\$53,560	\$0	\$53,560	7/1/2023	6/30/2026	\$160,680	\$53,560	\$107,120
Department of Mental Health & Addiction Services	WINDHAM REGIONAL COMMUNITY COUNCIL INC	24MHA2107POS01	N Supportive Housing CM - MHA20852 - New Foundations	E	\$0	\$6,799	\$0	\$6,799	7/1/2023	6/30/2026	\$36,288	\$6,799	\$29,489
Department of Mental Health & Addiction Services	YALE NEW HAVEN HOSPITAL	22MHA6046	FY23 Pharmacy	N	\$902,324	\$0	\$0	\$902,324	7/1/2022	6/30/2027	\$5,133,486	\$1,654,260	\$3,479,226
Department of Mental Health & Addiction Services	YALE NEW HAVEN HOSPITAL	24MHA2075POS01	MHA10801/Adult Outpatient Psychiatric Services/SFY24	N	\$373,179	\$107,231	\$0	\$480,410	7/1/2023	6/30/2026	\$1,417,340	\$480,410	\$936,930
Department of Mental Health & Addiction Services	YALE UNIVERSITY	20MHA6085	Yale Primary FY21	N	\$139,254	\$0	\$0	\$139,254	7/1/2020	6/30/2024	\$493,243	\$493,243	\$0
Department of Mental Health & Addiction Services	YALE UNIVERSITY	23MHA6004	FY23 - 14000	N	\$21,079,671	\$741,972	\$0	\$21,821,643	7/1/2022	6/30/2025	\$67,240,732	\$43,414,788	\$23,825,944
Department of Mental Health & Addiction Services	YALE UNIVERSITY	23MHA6077	SOR Imani Citizenship Model Program	N	\$0	\$349,371	\$0	\$349,371	9/30/2022	9/29/2024	\$398,742	\$349,371	\$49,371
Department of Mental Health & Addiction Services	YALE UNIVERSITY	23MHA6078	SOR Latino Citizenship Model	N	\$0	\$199,719	\$0	\$199,719	9/30/2022	9/29/2024	\$399,438	\$349,719	\$49,719
Department of Mental Health & Addiction Services	YALE UNIVERSITY	23MHA6084	SFY 23 Step 169	N	\$462,500	\$125,000	\$0	\$587,500	4/1/2023	6/30/2026	\$2,650,000	\$587,500	\$2,062,500
Department of Mental Health & Addiction Services	YALE UNIVERSITY	23MHA6092	Clinical High Risk for Psychosis (CHRP)	N	\$0	\$599,981	\$0	\$599,981	10/1/2022	9/29/2024	\$799,961	\$599,981	\$199,981
Department of Mental Health & Addiction Services	YALE UNIVERSITY	24MHA2074POS01	MHA20202/Outpatient Services/SFY24	N	\$717,491	\$0	\$132,000	\$849,491	7/1/2023	6/30/2026	\$2,512,791	\$849,491	\$1,663,300
Department of Mental Health & Addiction Services	YOUTH CHALLENGE OF CONNECTICUT INC	24MHA2009POS01	N Residential Services: Intermediate - MHA20301 -	N	\$406,786	\$30,145	\$0	\$436,931	7/1/2023	6/30/2026	\$1,289,063	\$436,931	\$852,132
Department of Mental Health & Addiction Services	YOUTH CONTINUUM INC	24MHA2076POS01	MHA20326/Young Adult Access Center/SFY24	N	\$8,012	\$0	\$227,804	\$235,816	7/1/2023	6/30/2026	\$695,720	\$235,816	\$459,904
Department of Mental Health & Addiction Services	YWCA HARTFORD REGION INC	23MHA2152POS01	N Homeless Outreach & Engagement - MHA20401 -	N	\$64,322	\$0	\$0	\$64,322	7/1/2022	6/30/2025	\$189,768	\$127,045	\$62,723
DMHAS TOTAL	336				\$346,750,300	\$53,339,259	\$9,664,885	\$409,754,444			\$1,310,694,164	\$822,085,312	\$488,608,852
Department of Public Health	ADVANCING CONNECTICUT TOGETHER INC	DPH2019-0154	HIV Prevention Services, FP1	Y	\$0	\$118,252	\$213,609	\$331,861	1/1/2019	12/31/2023	\$2,185,794	\$1,952,696	\$233,098

POS FY 2024 Report Detail by Agency

Agency	Supplier Name	Contract ID #	Contract Description	Competitive ₁	Payments				Terms				
					General Fund	Federal Fund	Other Fund ₂	Total FY 2024 ₃	Contract Begin Date	Contract Expire Date	Cumulative Contract Total Amount ₄	Cumulative Contract Payments ₅	Cumulative Contract Balance Remaining ₆
Department of Public Health	ADVANCING CONNECTICUT TOGETHER INC	DPH2022-0076POS01	HIV/AIDS HealthCare Support, FP1	Y	\$0	\$0	\$232,546	\$232,546	4/1/2022	3/31/2026	\$1,142,641	\$462,768	\$679,873
Department of Public Health	ALLIANCE FOR LIVING INC	DPH2019-0127	HIV Prevention Services, FP1	Y	\$0	\$4,811	\$16,924	\$21,735	1/1/2019	12/31/2023	\$303,504	\$249,526	\$53,978
Department of Public Health	ALLIANCE FOR LIVING INC	DPH2022-0082	HIV/AIDS HealthCare Support, FP1	Y	\$0	\$0	\$673,332	\$673,332	4/1/2022	3/31/2026	\$3,458,906	\$1,372,526	\$2,086,380
Department of Public Health	ALLIANCE FOR LIVING INC	DPH20240172POS	AIDS Prevention Services, FP1	N	\$0	\$0	\$101,264	\$101,264	2/1/2024	12/31/2024	\$300,000	\$101,264	\$198,736
Department of Public Health	AMERICAN SCHOOL FOR THE DEAF	DPH2022-0063POS	Early Hearing Detect/Interven, FP1	Y	\$0	\$33,993	\$0	\$33,993	4/1/2022	3/31/2027	\$295,000	\$105,853	\$189,147
Department of Public Health	ANCHOR HEALTH INITIATIVE CORPORATION	DPH2019-0147	HIV Prevention Services, FP1	Y	\$0	\$63,297	\$69,791	\$133,088	1/1/2019	12/31/2023	\$709,431	\$702,839	\$6,592
Department of Public Health	APEX COMMUNITY CARE INC	DPH2019-0128	HIV Prevention Services, FP1	Y	\$0	\$40,335	\$116,933	\$157,268	1/1/2019	12/31/2023	\$1,483,455	\$1,483,455	\$0
Department of Public Health	APEX COMMUNITY CARE INC	DPH2022-0077	HIV/AIDS HealthCare Support, FP1	Y	\$0	\$0	\$704,837	\$704,837	4/1/2022	3/31/2026	\$7,183,071	\$1,444,502	\$5,738,569
Department of Public Health	APEX COMMUNITY CARE INC	DPH2022-0078	HIV/AIDS HealthCare Support, FP1	Y	\$0	\$0	\$121,164	\$121,164	4/1/2022	3/31/2026	\$1,874,081	\$335,101	\$1,538,980
Department of Public Health	APEX COMMUNITY CARE INC	DPH20240169POS	AIDS Prevention Servies, FP1	N	\$0	\$0	\$296,863	\$296,863	2/1/2024	12/31/2024	\$633,000	\$296,863	\$336,137
Department of Public Health	APNH: A PLACE TO NOURISH YOUR HEALTH INC	DPH2019-0126	HIV Prevention Services, FP1	Y	\$0	\$39,750	\$118,339	\$158,089	1/1/2019	12/31/2023	\$1,542,219	\$1,542,209	\$10
Department of Public Health	ASPETUCK HEALTH DISTRICT	DPH2022-0148POS01	Preventive Health Services, FP1	N	\$0	\$79,726	\$0	\$79,726	3/1/2022	3/31/2026	\$177,452	\$177,452	\$0
Department of Public Health	ASPETUCK HEALTH DISTRICT	DPH20240055POS	Immunization Program, FP 1	N	\$0	\$41,583	\$0	\$41,583	9/1/2023	6/30/2025	\$105,384	\$41,583	\$63,801
Department of Public Health	BIRTH SUPPORT EDUCATION AND BEYOND LLC	DPH2020-0094POS01	Case Mgmt for Pregnant Women, FP 1	N	\$0	\$36,160	\$118,087	\$154,247	11/15/2019	12/31/2024	\$649,703	\$570,807	\$78,896
Department of Public Health	BRISTOL HOSPITAL INC	DPH2023-0042POS01	WIC Program, FP1	N	\$0	\$836,697	\$0	\$836,697	10/1/2022	9/30/2027	\$5,804,239	\$1,658,661	\$4,145,578
Department of Public Health	BRISTOL-BURLINGTON HEALTH DISTRICT	DPH2020-0036POS01	Preventive Health Services, FP1	N	\$0	\$9,939	\$0	\$9,939	10/1/2019	9/30/2023	\$78,262	\$78,262	\$0
Department of Public Health	BRISTOL-BURLINGTON HEALTH DISTRICT	DPH2022-0162POS01	Preventive Health Services, FP1	N	\$0	\$192,093	\$0	\$192,093	2/1/2023	3/31/2026	\$385,136	\$192,093	\$193,043
Department of Public Health	BRISTOL-BURLINGTON HEALTH DISTRICT	DPH20240039POS	Immunization Program, FP 1	N	\$0	\$62,862	\$0	\$62,862	9/1/2023	6/30/2025	\$227,976	\$62,862	\$165,114
Department of Public Health	CAPITOL REGION EDUCATION COUNCIL	2023-0001POS01	School Based Health Centers, FP1	N	\$75,079	\$0	\$0	\$75,079	7/1/2022	6/30/2027	\$352,319	\$144,389	\$207,930
Department of Public Health	CATHOLIC CHARITIES INC	DPH2019-0197POS01	Family Wellness HS, FP1	N	\$0	\$50,000	\$0	\$50,000	5/30/2019	10/31/2024	\$313,500	\$290,000	\$23,500
Department of Public Health	CENTRAL CONNECTICUT HEALTH DISTRICT	2022-0141POS01	Preventive Health Services, FP1	N	\$0	\$219,608	\$0	\$219,608	3/1/2022	3/31/2026	\$395,908	\$333,122	\$62,787
Department of Public Health	CENTRAL CONNECTICUT HEALTH DISTRICT	DPH20240031POS	Immunization Program, FP 1	N	\$0	\$66,119	\$0	\$66,119	9/1/2023	6/30/2025	\$230,604	\$66,119	\$164,485
Department of Public Health	CHARTER OAK HEALTH CENTER INC	DPH2019-0192POS01	Family Wellness HS, FP1	N	\$0	\$55,875	\$0	\$55,875	5/30/2019	10/31/2024	\$398,500	\$380,875	\$17,625
Department of Public Health	CHATHAM HEALTH DISTRICT	DPH2022-0153POS01	Preventive Health Services, FP1	N	\$0	\$238,536	\$0	\$238,536	3/1/2022	3/31/2026	\$259,751	\$238,536	\$21,215
Department of Public Health	CHATHAM HEALTH DISTRICT	DPH2023-0077POS	Preventive Health and Human Services Block Grant - Local	E	\$0	\$16,517	\$0	\$16,517	2/1/2023	9/30/2023	\$16,517	\$16,517	\$0

POS FY 2024 Report Detail by Agency

Agency	Supplier Name	Contract ID #	Contract Description	Competitive ₁	Payments				Terms				
					General Fund	Federal Fund	Other Fund ₂	Total FY 2024 ₃	Contract Begin Date	Contract Expire Date	Cumulative Contract Total Amount ₄	Cumulative Contract Payments ₅	Cumulative Contract Balance Remaining ₆
Department of Public Health	CHATHAM HEALTH DISTRICT	DPH20240041POS	Immunization Program, FP 1	N	\$0	\$50,041	\$0	\$50,041	9/1/2023	6/30/2025	\$200,164	\$50,041	\$150,123
Department of Public Health	CHESPROCOTT HEALTH DIST	2022-0138POS01	Preventive Health Services, FP1	N	\$0	\$117,057	\$0	\$117,057	3/1/2022	2/29/2024	\$199,751	\$199,751	\$0
Department of Public Health	CHESPROCOTT HEALTH DIST	DPH2020-0065POS01	Preventive Health Services, FP1	N	\$0	\$7,184	\$0	\$7,184	10/1/2019	9/30/2023	\$54,980	\$54,979	\$1
Department of Public Health	CHESPROCOTT HEALTH DIST	DPH20240056POS	IMMUNIZATION, FP1	N	\$0	\$43,977	\$0	\$43,977	9/1/2023	6/30/2025	\$175,906	\$43,977	\$131,930
Department of Public Health	CHILD AND FAMILY AGENCY OF SOUTHEASTERN	2023-0020POS01	School Based Health Centers, FP1	N	\$2,372,168	\$14,302	\$0	\$2,386,470	7/1/2022	6/30/2027	\$11,674,475	\$4,746,461	\$6,928,014
Department of Public Health	CITY OF BRIDGEPORT	DPH2020-0068POS01	Preventive Health Services, FP1	E	\$0	\$28,168	\$0	\$28,168	10/1/2019	9/30/2023	\$208,082	\$208,082	\$0
Department of Public Health	CITY OF BRIDGEPORT	DPH2022-0127POS	Preventive Health Services FP1	E	\$0	\$34,961	\$0	\$34,961	1/1/2022	9/30/2024	\$150,000	\$86,257	\$63,743
Department of Public Health	CITY OF BRIDGEPORT	DPH2022-0158POS01	Preventive Health Services, FP1	E	\$0	\$329,498	\$0	\$329,498	3/1/2023	3/31/2026	\$1,278,433	\$329,498	\$948,935
Department of Public Health	CITY OF BRIDGEPORT	DPH20240035POS	Immunization Program, FP 1	E	\$0	\$120,543	\$0	\$120,543	9/1/2023	6/30/2025	\$482,171	\$120,543	\$361,628
Department of Public Health	CITY OF DANBURY	DPH2020-0043POS01	Preventive Health Services, FP1	E	\$0	\$20,891	\$0	\$20,891	10/1/2019	9/30/2023	\$99,984	\$83,326	\$16,658
Department of Public Health	CITY OF DANBURY	DPH2022-0163POS	Preventive Health Services, FP1	E	\$0	\$255,945	\$0	\$255,945	6/1/2023	3/31/2026	\$511,890	\$255,945	\$255,945
Department of Public Health	CITY OF DANBURY	DPH20240049POS	Immunization Program, FP 1	E	\$0	\$140,357	\$0	\$140,357	9/1/2023	6/30/2025	\$280,714	\$140,357	\$140,357
Department of Public Health	CITY OF DANBURY	DPH20240143POS	TB Prevention Screening and Treatment, Services, FP1	E	\$0	\$0	\$13,889	\$13,889	10/1/2023	6/30/2024	\$20,834	\$13,889	\$6,945
Department of Public Health	CITY OF HARTFORD	2023-0007POS01	School Based Health Centers, FP1	E	\$963,046	\$95,246	\$0	\$1,058,292	7/1/2022	6/30/2027	\$5,294,286	\$2,119,410	\$3,174,876
Department of Public Health	CITY OF HARTFORD	DPH2019-0196POS01	Family Wellness HS, FP1	E	\$0	\$10,077	\$0	\$10,077	5/30/2019	10/31/2024	\$398,500	\$335,077	\$63,423
Department of Public Health	CITY OF HARTFORD	DPH2021-0069POS01	Oral Health Program, FP1	E	\$0	\$150,000	\$0	\$150,000	12/1/2020	8/31/2024	\$276,000	\$275,979	\$21
Department of Public Health	CITY OF HARTFORD	DPH2022-0079	HIV/AIDS HealthCare Support, FP1	E	\$0	\$0	\$1,679,818	\$1,679,818	4/1/2022	3/31/2026	\$6,963,924	\$3,059,426	\$3,904,498
Department of Public Health	CITY OF HARTFORD	DPH2023-0043POS01	WIC Program, FP1	E	\$0	\$982,480	\$0	\$982,480	10/1/2022	9/30/2027	\$6,945,415	\$1,897,823	\$5,047,592
Department of Public Health	CITY OF HARTFORD	DPH2023-0060POS	STD/TB Prev & Treat, FP1	E	\$0	\$0	\$13,670	\$13,670	10/1/2022	6/30/2023	\$75,108	\$63,742	\$11,366
Department of Public Health	CITY OF HARTFORD	DPH2023-0071	Injury Prevention Srvcs, FP1	E	\$0	\$22,277	\$0	\$22,277	10/1/2022	8/31/2023	\$260,000	\$135,019	\$124,981
Department of Public Health	CITY OF HARTFORD	DPH20240028POS	Immunization Program, FP 1	E	\$0	\$98,111	\$0	\$98,111	9/1/2023	6/30/2025	\$392,442	\$98,111	\$294,332
Department of Public Health	CITY OF HARTFORD	DPH20240140POS	STD/TB PREVENTION & TREATMENT, FP1	E	\$0	\$0	\$90,815	\$90,815	10/1/2023	6/30/2024	\$90,815	\$90,815	\$0
Department of Public Health	CITY OF HARTFORD	DPH20240170POS	AIDS Prevention Services, FP1	E	\$0	\$0	\$240,857	\$240,857	2/1/2024	12/31/2024	\$963,429	\$240,857	\$722,572
Department of Public Health	CITY OF MILFORD	DPH2020-0037POS01	Preventive Health Services, FP1	E	\$0	\$7,373	\$0	\$7,373	10/1/2019	9/30/2023	\$56,135	\$55,533	\$602
Department of Public Health	CITY OF MILFORD	DPH2021-0216POS	Injury Prevention Srvcs, FP1	E	\$0	\$52,875	\$0	\$52,875	11/1/2020	8/31/2023	\$443,000	\$339,256	\$103,744

POS FY 2024 Report Detail by Agency

Agency	Supplier Name	Contract ID #	Contract Description	Competitive ₁	Payments				Terms				
					General Fund	Federal Fund	Other Fund ₂	Total FY 2024 ₃	Contract Begin Date	Contract Expire Date	Cumulative Contract Total Amount ₄	Cumulative Contract Payments ₅	Cumulative Contract Balance Remaining ₆
Department of Public Health	CITY OF MILFORD	DPH2022-0147POS01	Preventive Health Services, FP1	E	\$0	\$224,850	\$0	\$224,850	3/1/2022	3/31/2026	\$225,427	\$224,850	\$577
Department of Public Health	CITY OF MILFORD	DPH20240077POS	Immunization Program, FP 1	E	\$0	\$42,117	\$0	\$42,117	9/1/2023	6/30/2025	\$168,467	\$42,117	\$126,350
Department of Public Health	CITY OF NEW HAVEN	2023-0009POS01	School Based Health Centers, FP1	E	\$939,696	\$68,750	\$0	\$1,008,446	7/1/2022	6/30/2027	\$6,803,208	\$2,353,040	\$4,450,168
Department of Public Health	CITY OF NEW HAVEN	DPH2020-0048POS01	Preventive Health Services, FP1	E	\$0	\$26,920	\$0	\$26,920	10/1/2019	9/30/2023	\$208,341	\$207,452	\$889
Department of Public Health	CITY OF NEW HAVEN	DPH2021-0004POS	Immunization Program FP 1	E	\$0	\$197,148	\$0	\$197,148	7/1/2020	6/30/2025	\$1,631,952	\$1,076,172	\$555,780
Department of Public Health	CITY OF NEW HAVEN	DPH2021-0072POS	Oral Health Program, FP1	E	\$0	\$51,067	\$0	\$51,067	12/1/2020	8/31/2024	\$176,000	\$144,363	\$31,637
Department of Public Health	CITY OF NEW HAVEN	DPH2022-0160POS01	Preventive Health Services, FP1	E	\$0	\$131,448	\$0	\$131,448	5/1/2023	3/31/2026	\$1,272,116	\$327,158	\$944,958
Department of Public Health	CITY OF NEW HAVEN	DPH2023-0061POS	TB Prev & Treat, FP1	E	\$0	\$0	\$8,968	\$8,968	10/1/2022	6/30/2023	\$54,522	\$8,968	\$45,554
Department of Public Health	CITY OF NEW HAVEN	DPH20240029POS	Immunization Program, FP 1	E	\$0	\$108,670	\$0	\$108,670	9/1/2023	6/30/2025	\$434,680	\$108,670	\$326,010
Department of Public Health	CITY OF NEW HAVEN	DPH20240142POS	STD/TB Prevention & Treatment Services	E	\$0	\$0	\$31,229	\$31,229	10/1/2023	6/30/2024	\$98,213	\$31,229	\$66,984
Department of Public Health	CITY OF STAMFORD	2022-0134POS01	Preventive Health Services, FP1	E	\$0	\$228,010	\$0	\$228,010	3/1/2022	3/31/2026	\$715,448	\$503,334	\$212,114
Department of Public Health	CITY OF STAMFORD	DPH2020-0049POS01	Preventive Health Services, FP1	E	\$0	\$39,021	\$0	\$39,021	10/1/2020	9/30/2023	\$113,722	\$92,541	\$21,181
Department of Public Health	CITY OF STAMFORD	DPH2023-0065POS	STD/TB Prev & Treat, FP	E	\$0	\$0	\$26,357	\$26,357	10/1/2022	6/30/2023	\$79,071	\$79,071	\$0
Department of Public Health	CITY OF STAMFORD	DPH20240095POS	Immunization Program, FP 1	E	\$0	\$109,853	\$0	\$109,853	9/1/2023	6/30/2025	\$439,411	\$109,853	\$329,558
Department of Public Health	CITY OF STAMFORD	DPH20240138POS	STD/TB Prev & Treatment SVCS FP1	E	\$0	\$0	\$87,930	\$87,930	10/1/2023	6/30/2024	\$87,930	\$87,930	\$0
Department of Public Health	COMMUNITY HEALTH CENTER INC	2023-0019POS01	School Based Health Centers, FP1	N	\$1,396,320	\$0	\$0	\$1,396,320	7/1/2022	6/30/2027	\$6,585,908	\$2,693,717	\$3,892,191
Department of Public Health	COMMUNITY HEALTH CENTER INC	DPH2019-0129	HIV Prevention Services, FP1	Y	\$0	\$2,115	\$57,602	\$59,717	1/1/2019	12/31/2023	\$616,391	\$609,376	\$7,015
Department of Public Health	COMMUNITY HEALTH CENTER INC	DPH2019-0199POS01	Family Wellness HS, FP1	N	\$0	\$230,875	\$0	\$230,875	5/30/2019	10/31/2024	\$1,148,500	\$1,130,875	\$17,625
Department of Public Health	COMMUNITY HEALTH CENTER INC	DPH2021-0022	Oral Health Program, FP1	N	\$0	\$91,359	\$0	\$91,359	8/1/2020	8/31/2024	\$979,925	\$889,577	\$90,348
Department of Public Health	COMMUNITY HEALTH SERVICES INC	DPH2019-0198POS01	Family Wellness HS, FP1	N	\$0	\$72,060	\$0	\$72,060	5/30/2019	10/31/2024	\$398,500	\$372,060	\$26,440
Department of Public Health	CONNECTICUT ALLIANCE TO END SEXUAL	DPH2023-0036POS	Rape Crisis & Prev Svcs, FP1	N	\$600,754	\$609,448	\$269,568	\$1,479,770	7/1/2022	6/30/2027	\$6,376,375	\$2,514,290	\$3,862,085
Department of Public Health	CONNECTICUT CHILDRENS MEDICAL CENTER	DPH2019-0139POS01	HIV Prevention Services, FP1	Y	\$0	\$6,027	\$29,431	\$35,458	1/1/2019	12/31/2023	\$614,747	\$580,392	\$34,355
Department of Public Health	CONNECTICUT CHILDRENS MEDICAL CENTER	DPH2022-0016	Lead Poisoning Prev & Contrl, FP 1	N	\$0	\$0	\$146,365	\$146,365	12/1/2022	6/30/2027	\$686,869	\$281,491	\$405,378
Department of Public Health	CONNECTICUT CHILDRENS MEDICAL CENTER	DPH2023-0066POS	Newborn Screening Program, FP1	N	\$0	\$0	\$656,856	\$656,856	10/1/2022	6/30/2025	\$2,120,183	\$1,163,916	\$956,267
Department of Public Health	CONNECTICUT HARM REDUCTION ALLIANCE INC	DPH2019-0148	HIV Prevention Services, FP1	Y	\$0	\$40,689	\$60,958	\$101,647	1/1/2019	12/31/2023	\$723,190	\$719,778	\$3,412

POS FY 2024 Report Detail by Agency

Agency	Supplier Name	Contract ID #	Contract Description	Competitive ₁	Payments				Terms				
					General Fund	Federal Fund	Other Fund ₂	Total FY 2024 ₃	Contract Begin Date	Contract Expire Date	Cumulative Contract Total Amount ₄	Cumulative Contract Payments ₅	Cumulative Contract Balance Remaining ₆
Department of Public Health	CONNECTICUT HARM REDUCTION ALLIANCE INC	DPH20240173POS	AIDS Prevention Services, FP1	N	\$0	\$0	\$45,842	\$45,842	2/1/2024	12/31/2024	\$150,000	\$45,842	\$104,158
Department of Public Health	CONNECTICUT INSTITUTE FOR COMMUNITIES	2023-0003POS01	School Based Health Center, FP1	N	\$658,420	\$0	\$0	\$658,420	7/1/2022	6/30/2027	\$3,208,213	\$1,314,802	\$1,893,411
Department of Public Health	CONNECTICUT INSTITUTE FOR COMMUNITIES	DPH2023-0047POS01	WIC Program, FP1	N	\$0	\$240,448	\$0	\$240,448	10/1/2022	9/30/2027	\$1,860,390	\$510,492	\$1,349,898
Department of Public Health	CONNECTICUT RIVER AREA HEALTH DISTRICT	22DPH71374POS01	EPI COVID 19	N	\$0	\$49,808	\$0	\$49,808	3/1/2022	2/29/2024	\$199,231	\$199,231	\$0
Department of Public Health	CONNECTICUT RIVER AREA HEALTH DISTRICT	DPH20240045POSPOS	Immunization Program, FP 1	N	\$0	\$78,313	\$0	\$78,313	9/1/2023	3/31/2026	\$125,142	\$78,313	\$46,829
Department of Public Health	CONSUMER WELLNESS SOLUTIONS INC	DPH2019-0225POS	Tobacco Cessation Srvcs	Y	\$0	\$169,061	\$235,651	\$404,712	7/1/2019	12/31/2024	\$1,404,850	\$1,300,827	\$104,023
Department of Public Health	CORNELL SCOTT-HILL HEALTH CORPORATION	DPH2019-0130	HIV Prevention Services, FP1	Y	\$0	\$23,723	\$77,185	\$100,909	1/1/2019	12/31/2023	\$869,537	\$814,971	\$54,566
Department of Public Health	DAY KIMBALL HOSPITAL	DPH20240008POS	WIC Program, FP1	N	\$0	\$233,830	\$0	\$233,830	10/1/2023	9/30/2028	\$2,955,000	\$233,830	\$2,721,170
Department of Public Health	EAST SHORE DISTRICT HEALTH DEPT	DPH2020-0029POS01	Preventive Health Services, FP1	N	\$0	\$9,755	\$0	\$9,755	10/1/2019	9/30/2023	\$73,916	\$73,916	\$0
Department of Public Health	EAST SHORE DISTRICT HEALTH DEPT	DPH2022-0150POS01	Preventive Health Services, FP1	N	\$0	\$145,257	\$0	\$145,257	3/1/2022	2/29/2024	\$330,624	\$330,624	\$0
Department of Public Health	EAST SHORE DISTRICT HEALTH DEPT	DPH20240037POS	Immunization Program, FP 1	N	\$0	\$56,445	\$0	\$56,445	9/1/2023	6/30/2025	\$225,780	\$56,445	\$169,335
Department of Public Health	EASTERN HIGHLANDS HEALTH DIST	2022-0113POS	EPI-COVID 19	N	\$0	\$191,430	\$0	\$191,430	3/1/2022	3/31/2026	\$378,851	\$304,268	\$74,583
Department of Public Health	EASTERN HIGHLANDS HEALTH DIST	DPH20240053POS	Immunization FP1	N	\$0	\$46,405	\$0	\$46,405	9/1/2023	6/30/2025	\$185,621	\$46,405	\$139,216
Department of Public Health	FAIR HAVEN COMMUNITY HEALTH CLINIC INC	2023-0005POS01	School Based Health Centers, FP1	N	\$60,153	\$0	\$0	\$60,153	7/1/2022	6/30/2027	\$282,281	\$115,685	\$166,596
Department of Public Health	FAIR HAVEN COMMUNITY HEALTH CLINIC INC	DPH2020-0078PSA03	Diabetes and Heart Disease Stroke Prevention FP2	N	\$0	\$3,309	\$0	\$3,309	6/30/2020	6/29/2023	\$300,000	\$300,000	\$0
Department of Public Health	FAMILY CENTERS INC	2023-0014POS01	School Based Health Centers, FP1	N	\$863,093	\$0	\$0	\$863,093	7/1/2022	6/30/2027	\$4,050,205	\$1,659,871	\$2,390,334
Department of Public Health	FAMILY CENTERS INC	DPH2019-0131	HIV Prevention Services, FP1	Y	\$0	\$11,860	\$35,855	\$47,715	1/1/2019	12/31/2023	\$697,074	\$672,849	\$24,225
Department of Public Health	FARMINGTON VALLEY HEALTH DISTRICT	2022-0121POS01	EPI COVID 19	N	\$0	\$65,402	\$0	\$65,402	3/1/2022	3/31/2026	\$438,476	\$423,204	\$15,272
Department of Public Health	FARMINGTON VALLEY HEALTH DISTRICT	DPH2020-0070POS01	Preventive Health Services, FP1	N	\$0	\$14,438	\$0	\$14,438	10/1/2019	9/30/2023	\$110,130	\$101,810	\$8,320
Department of Public Health	GBAPP INC	DPH2019-0132	HIV Prevention Services, FP1	Y	\$0	\$48,412	\$131,788	\$180,200	1/1/2019	12/31/2023	\$1,675,576	\$1,675,576	\$0
Department of Public Health	GENERATIONS FAMILY HEALTH CENTER INC	2023-0011POS01	School Based Health Centers, FP1	N	\$120,221	\$0	\$0	\$120,221	7/1/2022	6/30/2027	\$568,596	\$235,644	\$332,952
Department of Public Health	GENERATIONS FAMILY HEALTH CENTER INC	DPH2024-0004POS	Oral Health Program, FP1	Y	\$0	\$198,161	\$0	\$198,161	8/1/2023	8/31/2026	\$947,373	\$198,161	\$749,212
Department of Public Health	HARTFORD COMMUNITIES THAT CARE INC	DPH2023-0098POS01	Injury Prevention Srvcs, FP1	N	\$109,526	\$0	\$0	\$109,526	4/1/2023	6/30/2026	\$498,387	\$158,537	\$339,850
Department of Public Health	HARTFORD GAY AND LESBIAN HEALTH	DPH2019-0133	HIV Prevention Services, FP1	Y	\$0	\$49,224	\$102,882	\$152,106	1/1/2019	12/31/2023	\$1,340,998	\$1,340,998	\$0
Department of Public Health	HARTFORD HEALTHCARE CORPORATION	DPH2019-0118POS01	Cancer Integratd Hlth Screening, FP 1	N	\$0	\$100,671	\$115,594	\$216,264	1/1/2019	6/30/2023	\$3,785,433	\$3,762,442	\$22,991

POS FY 2024 Report Detail by Agency

Agency	Supplier Name	Contract ID #	Contract Description	Competitive ₁	Payments				Terms				
					General Fund	Federal Fund	Other Fund ₂	Total FY 2024 ₃	Contract Begin Date	Contract Expire Date	Cumulative Contract Total Amount ₄	Cumulative Contract Payments ₅	Cumulative Contract Balance Remaining ₆
Department of Public Health	HARTFORD HEALTHCARE CORPORATION	DPH2022-0038	Comprehensive Cancer Control Program, FP 1	N	\$0	\$10,000	\$0	\$10,000	6/1/2023	6/29/2025	\$120,000	\$50,000	\$70,000
Department of Public Health	HARTFORD HEALTHCARE CORPORATION	DPH20240014POS	Comprehensive Cancer Control, FP	N	\$0	\$366,989	\$400,848	\$767,837	7/1/2023	6/30/2028	\$5,360,040	\$767,837	\$4,592,203
Department of Public Health	HISPANIC HEALTH COUNCIL INC	DPH2019-0194POS01	Family Wellness HS, FP1	N	\$0	\$39,017	\$0	\$39,017	5/30/2019	10/31/2024	\$398,500	\$339,017	\$59,483
Department of Public Health	HISPANIC HEALTH COUNCIL INC	DPH2021-0010POS	Immunization Program, FP 1	N	\$0	\$344,896	\$0	\$344,896	7/1/2020	6/30/2025	\$2,625,018	\$1,907,600	\$717,418
Department of Public Health	HOSPITAL OF CENTRAL CONNECTICUT	DPH2020-0093POS01	Family Planning Services, FP 1	N	\$0	\$131,167	\$66,303	\$197,470	11/15/2019	9/30/2024	\$1,149,869	\$843,471	\$306,398
Department of Public Health	HOUSATONIC VALLEY HEALTH DISTRICT	DPH2020-0041POS01	Preventive Health Services, FP1	E	\$0	\$5,679	\$0	\$5,679	10/1/2019	9/30/2023	\$43,817	\$43,817	\$0
Department of Public Health	HOUSATONIC VALLEY HEALTH DISTRICT	DPH20240067POS	Immunization Program, FP 1	N	\$0	\$80,143	\$0	\$80,143	9/1/2023	6/30/2025	\$179,080	\$80,143	\$98,937
Department of Public Health	HUMAN SERVICES COUNCIL INC	2023-0008POS01	SBHC FP#1	N	\$286,805	\$0	\$0	\$286,805	7/1/2022	6/30/2027	\$1,345,881	\$551,574	\$794,307
Department of Public Health	INTERCOMMUNITY INC	DPH2019-0146	HIV Prevention Services, FP1	Y	\$0	\$4,929	\$15,175	\$20,104	1/1/2019	12/31/2023	\$507,950	\$457,803	\$50,147
Department of Public Health	INTERCOMMUNITY INC	DPH2023-0101POS01	School Based Health Centers, FP1	N	\$0	\$395,493	\$0	\$395,493	4/1/2023	12/31/2024	\$604,000	\$445,493	\$158,507
Department of Public Health	KERRY ANNE COLSON	DPH20240178PSA	Office of General Council, FP1	E	\$0	\$3,850	\$0	\$3,850	3/1/2024	12/15/2024	\$38,000	\$3,850	\$34,150
Department of Public Health	LEDGE LIGHT HEALTH DIST	DPH2020-0058POS01	Preventive Health Services, FP1	N	\$0	\$21,905	\$0	\$21,905	10/1/2019	9/30/2023	\$175,093	\$175,093	\$0
Department of Public Health	LEDGE LIGHT HEALTH DIST	DPH2021-0007POS	Immunization Program FP 1	N	\$0	\$131,139	\$0	\$131,139	7/1/2020	6/30/2025	\$1,068,660	\$847,159	\$221,501
Department of Public Health	LEDGE LIGHT HEALTH DIST	DPH2021-0038POS	Injury Prevention Srvcs, FP1	Y	\$0	\$71,516	\$0	\$71,516	10/1/2020	8/31/2023	\$600,000	\$533,879	\$66,121
Department of Public Health	LEDGE LIGHT HEALTH DIST	DPH2022-0156POS01	Preventive Health Services, FP1	N	\$0	\$563,482	\$0	\$563,482	3/1/2022	3/31/2026	\$862,664	\$862,664	\$0
Department of Public Health	LEDGE LIGHT HEALTH DIST	DPH20240065POS	Immunization Program, FP 1	N	\$0	\$123,876	\$0	\$123,876	9/1/2023	6/30/2025	\$495,502	\$123,876	\$371,627
Department of Public Health	MAGELLAN RX MANAGEMENT LLC	DPH2019-0004POS01	CADAP, FP1	N	\$0	\$32,096,171	\$0	\$32,096,171	7/1/2018	12/31/2024	\$210,485,184	\$172,770,189	\$37,714,995
Department of Public Health	MERIDEN TOWN TREASURER	2022-0129POS01	EPI COVID 19	E	\$0	\$57,012	\$0	\$57,012	3/1/2022	3/31/2026	\$365,935	\$161,083	\$204,852
Department of Public Health	MERIDEN TOWN TREASURER	2023-0089	Preventive Health FP1	E	\$0	\$11,050	\$0	\$11,050	5/1/2023	9/30/2023	\$22,100	\$22,100	\$0
Department of Public Health	MERIDEN TOWN TREASURER	DPH2023-0044POS01	WIC Program, FP1	E	\$0	\$596,488	\$0	\$596,488	10/1/2022	9/30/2027	\$4,605,916	\$1,244,476	\$3,361,440
Department of Public Health	MERIDEN TOWN TREASURER	DPH20240063POS	Immunization Program, FP 1	E	\$0	\$65,119	\$0	\$65,119	9/1/2023	6/30/2025	\$197,132	\$65,119	\$132,013
Department of Public Health	NAUGATUCK VALLEY HEALTH DISTRICT	DPH2020-0030POS01	Preventive Health Services, FP1	N	\$0	\$17,753	\$0	\$17,753	10/1/2019	9/30/2023	\$138,571	\$138,571	\$0
Department of Public Health	NAUGATUCK VALLEY HEALTH DISTRICT	DPH2021-0008POS	Immunization Program FP 1	N	\$0	\$198,315	\$0	\$198,315	7/1/2020	6/30/2025	\$755,990	\$627,805	\$128,185
Department of Public Health	NAUGATUCK VALLEY HEALTH DISTRICT	DPH20240073POS	Immunization Program, FP1	N	\$0	\$122,253	\$0	\$122,253	9/1/2023	6/30/2025	\$409,222	\$122,253	\$286,969
Department of Public Health	NEW BRITAIN CITY TREASURER	2022-0130POS01	EPI COVID 19	E	\$0	\$361,842	\$0	\$361,842	3/1/2022	3/31/2026	\$646,620	\$523,497	\$123,123

POS FY 2024 Report Detail by Agency

Agency	Supplier Name	Contract ID #	Contract Description	Competitive ₁	Payments				Terms				
					General Fund	Federal Fund	Other Fund ₂	Total FY 2024 ₃	Contract Begin Date	Contract Expire Date	Cumulative Contract Total Amount ₄	Cumulative Contract Payments ₅	Cumulative Contract Balance Remaining ₆
Department of Public Health	NEW BRITAIN CITY TREASURER	DPH2021-0003POS	Immunization Program FP 1	E	\$0	\$160,612	\$0	\$160,612	7/1/2020	6/30/2025	\$900,769	\$697,164	\$203,605
Department of Public Health	NEW BRITAIN CITY TREASURER	DPH2021-0034POS	Injury Prevention Svcs, FP1	E	\$0	\$74,430	\$0	\$74,430	10/1/2020	8/31/2023	\$780,000	\$780,000	\$0
Department of Public Health	NEW BRITAIN CITY TREASURER	DPH20240144POS	STD Prevention & Treatment Services, FP1	E	\$0	\$0	\$9,794	\$9,794	10/1/2023	6/30/2024	\$14,691	\$9,794	\$4,897
Department of Public Health	NEW CANAAN TOWN TREASURER	DPH20240093POS	Immunization Program, FP 1	E	\$0	\$23,114	\$0	\$23,114	9/1/2023	6/30/2025	\$48,156	\$23,114	\$25,042
Department of Public Health	NEWTOWN HEALTH DISTRICT	DPH20240071POS01	Immunization Program, FP1	N	\$0	\$18,155	\$0	\$18,155	9/1/2023	6/30/2025	\$72,621	\$18,155	\$54,466
Department of Public Health	NORTH CENTRAL DISTRICT HEALTH DEPARTMENT	2022-0132POS01	EPI COVID 19, FP1	N	\$0	\$495,219	\$0	\$495,219	3/1/2022	3/31/2026	\$892,835	\$892,835	\$0
Department of Public Health	NORTH CENTRAL DISTRICT HEALTH DEPARTMENT	DPH2020-0055POS01	Preventive Health Services, FP1	N	\$0	\$22,984	\$0	\$22,984	10/1/2019	9/30/2023	\$186,550	\$186,550	\$0
Department of Public Health	NORTHEAST DISTRICT DEPT OF HEALTH	2022-0115POS	EPI COVID 19	N	\$0	\$13,238	\$0	\$13,238	3/1/2022	2/29/2024	\$431,550	\$431,550	\$0
Department of Public Health	NORTHEAST DISTRICT DEPT OF HEALTH	DPH20240105POS	Immunization Program, FP1	N	\$0	\$122,085	\$0	\$122,085	9/1/2023	6/30/2025	\$275,169	\$122,085	\$153,084
Department of Public Health	NORWALK TOWN TREASURER	DPH2020-0060POS01	Preventive Health Services, FP1	E	\$0	\$13,123	\$0	\$13,123	10/1/2019	9/30/2023	\$96,573	\$96,573	\$0
Department of Public Health	NORWALK TOWN TREASURER	DPH2021-0005POS	Immunization Program FP 1	E	\$0	\$375,526	\$0	\$375,526	7/1/2020	6/30/2025	\$1,783,646	\$1,234,144	\$549,502
Department of Public Health	NORWALK TOWN TREASURER	DPH2023-0037POS	Injury Prevention Svcs, FP1	E	\$0	\$21,500	\$0	\$21,500	7/1/2023	8/31/2025	\$159,000	\$21,500	\$137,500
Department of Public Health	NORWALK TOWN TREASURER	DPH20240091POS	Immunization Program, FP1	E	\$0	\$88,516	\$0	\$88,516	9/1/2023	6/30/2025	\$295,708	\$88,516	\$207,192
Department of Public Health	NORWALK TOWN TREASURER	DPH20240139POS	STD/TB Prev & Treatment SVCS FP1	E	\$0	\$0	\$25,372	\$25,372	10/1/2023	6/30/2024	\$38,058	\$25,372	\$12,686
Department of Public Health	OPTIMUS HEALTH CARE INC	2023-0010POS01	School Based Health Centers, FP1	N	\$804,929	\$5,596	\$0	\$810,525	7/1/2022	6/30/2027	\$5,535,984	\$1,934,229	\$3,601,755
Department of Public Health	OPTIMUS HEALTH CARE INC	DPH2023-0048POS01	WIC Program, FP1	N	\$0	\$1,410,088	\$0	\$1,410,088	10/1/2022	9/30/2027	\$10,484,355	\$2,643,941	\$7,840,414
Department of Public Health	OPTIMUS HEALTH CARE INC	DPH20240009POS	WIC Program, FP1	N	\$0	\$351,328	\$0	\$351,328	10/1/2023	9/30/2028	\$5,975,000	\$351,328	\$5,623,672
Department of Public Health	PERCEPTION PROGRAMS INC	DPH2019-0134	HIV Prevention Services, FP1	Y	\$0	\$35,415	\$58,899	\$94,314	1/1/2019	12/31/2023	\$677,193	\$665,972	\$11,221
Department of Public Health	PLANNED PARENTHOOD OF SOUTHERN	DPH2019-0135	HIV Prevention Services, FP1	Y	\$0	\$8,588	\$76,814	\$85,402	1/1/2019	12/31/2023	\$869,459	\$869,101	\$358
Department of Public Health	PLANNED PARENTHOOD OF SOUTHERN	DPH2021-0019POS01	Injury Prevention Svcs, FP1	N	\$0	\$6,732	\$0	\$6,732	9/1/2020	8/31/2023	\$372,000	\$372,000	\$0
Department of Public Health	PLANNED PARENTHOOD OF SOUTHERN	DPH2022-0069POS	Rape Crisis & Prev Svcs, FP 1	N	\$0	\$17,500	\$0	\$17,500	4/1/2022	1/31/2025	\$75,000	\$60,000	\$15,000
Department of Public Health	PLANNED PARENTHOOD OF SOUTHERN	DPH2023-0035POS01	Family Planning and Family Health Program, FP 1	N	\$1,396,419	\$18,497	\$0	\$1,414,916	10/1/2022	9/30/2027	\$7,181,897	\$2,462,230	\$4,719,667
Department of Public Health	PLANNED PARENTHOOD OF SOUTHERN	DPH20240171POS	AIDS Prevention Services, FP1	N	\$0	\$0	\$67,037	\$67,037	2/1/2024	12/31/2028	\$1,000,000	\$67,037	\$932,963
Department of Public Health	PROJECT ACCESS NEW HAVEN INC	DPH2021-0025POS	Community Health Center, FP 1	N	\$190,449	\$0	\$0	\$190,449	7/1/2020	6/30/2025	\$884,360	\$698,652	\$185,708
Department of Public Health	PROSPECT ECHN INC	DPH2024-0011POS	Comprehensive Cancer Control FP1	N	\$0	\$32,897	\$100,154	\$133,052	7/1/2023	6/30/2028	\$750,232	\$133,052	\$617,180

POS FY 2024 Report Detail by Agency

Agency	Supplier Name	Contract ID #	Contract Description	Competitive ₁	Payments				Terms				
					General Fund	Federal Fund	Other Fund ₂	Total FY 2024 ₃	Contract Begin Date	Contract Expire Date	Cumulative Contract Total Amount ₄	Cumulative Contract Payments ₅	Cumulative Contract Balance Remaining ₆
Department of Public Health	QUINNIPIACK VALLEY HEALTH DISTRICT	2023-0013POS01	School Based Health Centers, FP1	N	\$231,928	\$0	\$0	\$231,928	7/1/2022	6/30/2027	\$1,113,564	\$452,337	\$661,227
Department of Public Health	QUINNIPIACK VALLEY HEALTH DISTRICT	DPH2021-0037POS	Injury Prevention Srvc, FP1	Y	\$0	\$79,436	\$0	\$79,436	10/1/2020	8/31/2023	\$765,000	\$729,703	\$35,297
Department of Public Health	QUINNIPIACK VALLEY HEALTH DISTRICT	DPH2022-0146POS01	Preventive Health Services, FP1	N	\$0	\$97,666	\$0	\$97,666	3/1/2022	3/31/2026	\$452,916	\$210,895	\$242,021
Department of Public Health	QUINNIPIACK VALLEY HEALTH DISTRICT	DPH20240101POS	Immunization Program, FP 1	N	\$0	\$80,798	\$0	\$80,798	9/1/2023	6/30/2025	\$323,192	\$80,798	\$242,394
Department of Public Health	REGION DISTRICT 11 TREASURER	2023-0006POS01	School Based Health Centers, FP1	N	\$49,399	\$0	\$0	\$49,399	7/1/2022	6/30/2027	\$273,730	\$90,459	\$183,271
Department of Public Health	SCHOOL-BASED HEALTH ALLIANCE	DPH2022-0106POS3	School Based Health Centers, FP1	N	\$0	\$6,345,571	\$0	\$6,345,571	1/1/2023	6/30/2025	\$12,569,059	\$9,198,764	\$3,370,295
Department of Public Health	SCHOOL-BASED HEALTH ALLIANCE	DPH20240133POS	School Based Health Center, FP1	Y	\$0	\$1,648,365	\$0	\$1,648,365	12/1/2023	8/31/2026	\$10,000,000	\$1,648,365	\$8,351,635
Department of Public Health	SOUTH CENTRAL HEALTH DISTRICT	DPH20230126POS01	Preventive Health Services, FP1	N	\$0	\$137,306	\$0	\$137,306	7/1/2023	3/31/2026	\$274,611	\$137,306	\$137,306
Department of Public Health	SOUTH CENTRAL HEALTH DISTRICT	DPH20240109POS	Immunization Program, FP 1	N	\$0	\$38,084	\$0	\$38,084	9/1/2023	6/30/2025	\$152,334	\$38,084	\$114,251
Department of Public Health	SOUTHWEST COMMUNITY HEALTH CENTER INC	DPH2019-0137	HIV Prevention Services, FP1	Y	\$0	\$35,798	\$119,427	\$155,225	1/1/2019	12/31/2023	\$863,575	\$777,197	\$86,378
Department of Public Health	SOUTHWESTERN AHEC INC	DPH2021-0011POS	Immunization Program FP 1	N	\$0	\$64,231	\$0	\$64,231	7/1/2020	6/30/2025	\$1,865,578	\$1,273,357	\$592,221
Department of Public Health	SOUTHWESTERN AHEC INC	DPH2023-0034POS01	Lead Poisoning Prevention, FP1	E	\$0	\$10,417	\$0	\$10,417	7/1/2022	6/30/2024	\$24,999	\$16,667	\$8,332
Department of Public Health	ST FRANCIS HOSPITAL & MEDICAL CENTER	DPH2019-0193POS01	Family Wellness HS, FP1	N	\$0	\$80,230	\$0	\$80,230	5/30/2019	10/31/2024	\$398,500	\$380,230	\$18,270
Department of Public Health	ST FRANCIS HOSPITAL & MEDICAL CENTER	DPH20240012POS01	Comprehensive Cancer Control, FP1	N	\$0	\$95,864	\$187,381	\$283,245	8/1/2023	6/30/2028	\$2,416,507	\$283,245	\$2,133,263
Department of Public Health	ST FRANCIS HOSPITAL & MEDICAL CENTER	DPH20240043POS	Child Sexual Abuse, FP1	N	\$0	\$0	\$126,317	\$126,317	9/1/2023	6/30/2028	\$631,585	\$126,317	\$505,268
Department of Public Health	STAYWELL HEALTH CARE INC	DPH2019-0138	HIV Prevention Services, FP1	Y	\$0	\$15,025	\$9,975	\$25,000	1/1/2019	12/31/2023	\$615,384	\$567,873	\$47,511
Department of Public Health	STAYWELL HEALTH CARE INC	DPH2021-0021POS	Community Health Center, FP 1	N	\$275,978	\$0	\$0	\$275,978	7/1/2020	6/30/2025	\$1,281,517	\$1,012,409	\$269,108
Department of Public Health	STRATFORD TOWN TREASURER	2023-0018POS01	School Based Health Centers, FP1	E	\$146,404	\$0	\$0	\$146,404	7/1/2022	6/30/2027	\$732,020	\$292,808	\$439,212
Department of Public Health	STRATFORD TOWN TREASURER	DPH2020-0056POS01	Preventive Health Services, FP1	E	\$0	\$7,211	\$0	\$7,211	10/1/2019	9/30/2023	\$57,099	\$57,099	\$0
Department of Public Health	STRATFORD TOWN TREASURER	DPH2022-0154POS01	Preventive Health Services, FP1	E	\$0	\$78,765	\$0	\$78,765	3/1/2022	3/31/2026	\$273,669	\$157,219	\$116,450
Department of Public Health	THAMES VALLEY COUNCIL FOR COMMUNITY	DPH2023-0050POS01	WIC Program, FP1	Y	\$0	\$545,881	\$0	\$545,881	10/1/2022	9/30/2027	\$4,092,395	\$1,101,746	\$2,990,649
Department of Public Health	THE ACCESS AGENCY INC	DPH2023-0021POS01	WIC Program, FP1	N	\$0	\$89,180	\$0	\$89,180	10/1/2022	3/31/2023	\$591,211	\$490,858	\$100,353
Department of Public Health	TORRINGTON AREA HEALTH DISTRICT	DPH2021-0009POS	Immunization Program FP 1	N	\$0	\$76,475	\$0	\$76,475	7/1/2020	6/30/2025	\$652,331	\$551,485	\$100,846
Department of Public Health	TORRINGTON AREA HEALTH DISTRICT	DPH2021-0215POS	Injury Prevention Srvc, FP1	Y	\$0	\$80,307	\$0	\$80,307	12/1/2020	8/31/2023	\$461,900	\$461,900	\$0
Department of Public Health	TORRINGTON AREA HEALTH DISTRICT	DPH2022-0133POS01	EPI COVID 19, FP1	N	\$0	\$383,592	\$0	\$383,592	3/1/2022	3/31/2026	\$668,794	\$668,794	\$0

POS FY 2024 Report Detail by Agency

Agency	Supplier Name	Contract ID #	Contract Description	Competitive ₁	Payments				Terms				
					General Fund	Federal Fund	Other Fund ₂	Total FY 2024 ₃	Contract Begin Date	Contract Expire Date	Cumulative Contract Total Amount ₄	Cumulative Contract Payments ₅	Cumulative Contract Balance Remaining ₆
Department of Public Health	TORRINGTON AREA HEALTH DISTRICT	DPH2023-0079POS	Preventive Health and Human Service Block Grant - Local Health	E	\$0	\$36,760	\$0	\$36,760	5/1/2023	9/30/2023	\$36,760	\$36,760	\$0
Department of Public Health	TORRINGTON AREA HEALTH DISTRICT	DPH20240103POS	Immunization Program, FP1	N	\$0	\$107,654	\$0	\$107,654	9/1/2023	6/30/2025	\$430,614	\$107,654	\$322,960
Department of Public Health	TOWN OF BETHEL	2022-0136POS01	Preventive Health Services, FP1	E	\$0	\$21,609	\$0	\$21,609	3/1/2022	3/31/2026	\$72,442	\$56,394	\$16,049
Department of Public Health	TOWN OF BETHEL	DPH2023-0088POS	Preventive Health and Human Services FP1	E	\$0	\$21,142	\$0	\$21,142	5/1/2023	9/30/2023	\$21,142	\$21,142	\$0
Department of Public Health	TOWN OF BETHEL	DPH20240032POS	Immunization Program, FP1	E	\$0	\$14,516	\$0	\$14,516	9/1/2023	6/30/2025	\$47,516	\$14,516	\$33,000
Department of Public Health	TOWN OF BRANFORD	2023-0002POS01	School Based Health Centers, FP1	E	\$241,198	\$0	\$0	\$241,198	7/1/2022	6/30/2027	\$1,554,359	\$557,961	\$996,398
Department of Public Health	TOWN OF BROOKFIELD	2022-0119POS	EPI COVID 19	E	\$0	\$17,873	\$0	\$17,873	3/1/2022	2/29/2024	\$66,804	\$66,804	\$0
Department of Public Health	TOWN OF CROMWELL	DPH2022-0114POS01	EPI COVID 19	E	\$0	\$42,520	\$0	\$42,520	3/1/2023	5/31/2024	\$56,693	\$56,693	\$0
Department of Public Health	TOWN OF DARIEN	2022-0139POS01	Preventive Health Services, FP1	E	\$0	\$8,090	\$0	\$8,090	3/1/2022	3/31/2026	\$78,846	\$27,801	\$51,044
Department of Public Health	TOWN OF DARIEN	DPH20240051POS	Immunization FP1	E	\$0	\$12,578	\$0	\$12,578	9/1/2023	6/30/2025	\$50,311	\$12,578	\$37,733
Department of Public Health	TOWN OF DURHAM	2022-0137POS01	Preventive Health Services, FP1	E	\$0	\$7,110	\$0	\$7,110	3/1/2022	2/29/2024	\$29,126	\$14,392	\$14,735
Department of Public Health	TOWN OF EAST HARTFORD	2023-0004POS01	School Based Health Center, FP1	E	\$323,204	\$0	\$0	\$323,204	7/1/2022	7/1/2027	\$2,822,445	\$878,591	\$1,943,854
Department of Public Health	TOWN OF EAST HARTFORD	DPH2022-0144POS01	Preventive Health Services, FP1	E	\$0	\$137,726	\$0	\$137,726	3/1/2022	3/31/2026	\$341,770	\$263,135	\$78,635
Department of Public Health	TOWN OF EAST HARTFORD	DPH2023-0049POS01	WIC Program, FP1	E	\$0	\$522,129	\$0	\$522,129	10/1/2022	9/30/2027	\$4,331,745	\$1,137,826	\$3,193,919
Department of Public Health	TOWN OF EAST HARTFORD	DPH20240047POSPOS	Immunization Program, FP1	E	\$0	\$41,357	\$0	\$41,357	9/1/2023	6/30/2025	\$165,426	\$41,357	\$124,069
Department of Public Health	TOWN OF ESSEX	DPH20240111POS	Immunization Program, FP 1	E	\$0	\$3,922	\$0	\$3,922	9/1/2023	6/30/2025	\$15,689	\$3,922	\$11,767
Department of Public Health	TOWN OF FAIRFIELD	DPH2020-0038POS01	Preventive Health Services, FP1	E	\$0	\$8,336	\$0	\$8,336	10/1/2019	9/30/2023	\$63,561	\$63,561	\$0
Department of Public Health	TOWN OF FAIRFIELD	DPH2022-0145POS01	Preventive Health Services, FP1	E	\$0	\$88,462	\$0	\$88,462	3/1/2022	3/31/2026	\$252,155	\$201,354	\$50,802
Department of Public Health	TOWN OF FAIRFIELD	DPH20240113POS	Immunization Program, FP 1	E	\$0	\$41,048	\$0	\$41,048	12/1/2023	6/30/2025	\$143,667	\$41,048	\$102,619
Department of Public Health	TOWN OF GLASTONBURY	DPH20240061POS	Immunization Program, FP1	E	\$0	\$20,513	\$0	\$20,513	9/1/2023	6/30/2025	\$82,052	\$20,513	\$61,539
Department of Public Health	TOWN OF GREENWICH	DPH20240136POS	Immunization Program, FP 1	E	\$0	\$37,103	\$0	\$37,103	9/1/2023	6/30/2025	\$148,412	\$37,103	\$111,309
Department of Public Health	TOWN OF GUILFORD	DPH2020-0062POS01	Preventive Health Services, FP1	E	\$0	\$2,904	\$0	\$2,904	10/1/2019	9/30/2023	\$22,237	\$22,237	\$0
Department of Public Health	TOWN OF GUILFORD	DPH2022-0151POS01	Preventive Health Services, FP1	E	\$0	\$44,800	\$0	\$44,800	3/1/2022	3/31/2026	\$85,252	\$66,113	\$19,139
Department of Public Health	TOWN OF GUILFORD	DPH20240135POS	Immunization Program, FP 1	E	\$0	\$12,881	\$0	\$12,881	9/1/2023	6/30/2025	\$51,522	\$12,881	\$38,642
Department of Public Health	TOWN OF MADISON	2023-0017POS01	School Based Health Centers, FP1	E	\$54,746	\$0	\$0	\$54,746	7/1/2022	6/30/2027	\$273,730	\$109,492	\$164,238

POS FY 2024 Report Detail by Agency

Agency	Supplier Name	Contract ID #	Contract Description	Competitive ₁	Payments				Terms				
					General Fund	Federal Fund	Other Fund ₂	Total FY 2024 ₃	Contract Begin Date	Contract Expire Date	Cumulative Contract Total Amount ₄	Cumulative Contract Payments ₅	Cumulative Contract Balance Remaining ₆
Department of Public Health	TOWN OF MANCHESTER	DPH20240069POS	Immunization Program, FP1	E	\$0	\$48,391	\$0	\$48,391	9/1/2023	6/30/2025	\$193,562	\$48,391	\$145,172
Department of Public Health	TOWN OF MIDDLETOWN	DPH2020-0035POS01	Preventive Health Services, FP1	E	\$0	\$6,854	\$0	\$6,854	10/1/2019	9/30/2023	\$54,133	\$53,606	\$527
Department of Public Health	TOWN OF MIDDLETOWN	DPH2022-0142POS01	Preventive Health Services, FP1	E	\$0	\$189,140	\$0	\$189,140	3/1/2022	2/29/2024	\$270,672	\$261,011	\$9,661
Department of Public Health	TOWN OF MIDDLETOWN	DPH20240075POS	Immunization Program, FP1	E	\$0	\$38,649	\$0	\$38,649	9/1/2023	6/30/2025	\$154,596	\$38,649	\$115,947
Department of Public Health	TOWN OF MONROE	DPH2022-0152POS01	Preventive Health Services, FP1	E	\$0	\$16,630	\$0	\$16,630	3/1/2023	3/31/2026	\$71,557	\$16,630	\$54,927
Department of Public Health	TOWN OF SHARON	2022-0128POS01	EPI COVID 19	E	\$0	\$13,021	\$0	\$13,021	3/1/2022	2/29/2024	\$17,362	\$17,362	\$0
Department of Public Health	TOWN OF SOUTH WINDSOR	2022-0131POS01	EPI COVID 19	E	\$0	\$8,130	\$0	\$8,130	3/1/2022	2/29/2024	\$110,100	\$72,311	\$37,789
Department of Public Health	TOWN OF WALLINGFORD	DPH2023-0069POS01	Preventive Health Services, FP1	E	\$0	\$103,898	\$0	\$103,898	3/1/2022	3/31/2026	\$177,960	\$148,388	\$29,572
Department of Public Health	TOWN OF WESTBROOK	2022-0124POS01	EPI COVID 19	E	\$0	\$2,649	\$0	\$2,649	3/1/2022	2/29/2024	\$31,574	\$10,542	\$21,032
Department of Public Health	TOWN OF WESTBROOK	DPH2020-0051POS01	Preventive Health Services, FP1	E	\$0	\$960	\$0	\$960	10/1/2019	9/30/2023	\$12,444	\$12,444	\$0
Department of Public Health	TOWN OF WESTBROOK	DPH20240081POS	Immunization Program, FP 1	E	\$0	\$3,948	\$0	\$3,948	9/1/2023	6/30/2025	\$15,792	\$3,948	\$11,844
Department of Public Health	TOWN OF WINDHAM	2023-0012POS01	School Based Health Center, FP1	E	\$428,334	\$0	\$0	\$428,334	7/1/2022	6/30/2027	\$2,167,057	\$868,668	\$1,298,389
Department of Public Health	TOWN OF WINDSOR	2022-0135POS01	Preventive Health Services, FP1	E	\$0	\$72,929	\$0	\$72,929	3/1/2022	3/31/2026	\$107,213	\$103,042	\$4,171
Department of Public Health	TOWN OF WINDSOR	DPH20240083	Immunization Program, FP1	E	\$0	\$26,430	\$0	\$26,430	9/1/2023	6/30/2025	\$95,375	\$26,430	\$68,945
Department of Public Health	TRUMBULL TOWN TREASURER	DPH2022-0143POS01	Preventive Health Services, FP1	E	\$0	\$45,887	\$0	\$45,887	3/1/2022	3/31/2026	\$120,669	\$97,077	\$23,592
Department of Public Health	TRUMBULL TOWN TREASURER	DPH20240087POS	Immunization Program, FP1	E	\$0	\$30,629	\$0	\$30,629	9/1/2023	6/30/2025	\$85,870	\$30,629	\$55,241
Department of Public Health	TRUTH INITIATIVE FOUNDATION	DPH2022-0064POS	Tobacco Cessation Prog, FP 1	N	\$0	\$24,000	\$0	\$24,000	3/1/2023	4/28/2027	\$183,500	\$111,500	\$72,000
Department of Public Health	UCONN HEALTH CENTER	DPH2023-0117	Injury Prevention Svcs, FP1	N	\$0	\$233,361	\$0	\$233,361	6/1/2023	8/31/2027	\$1,166,817	\$233,361	\$933,456
Department of Public Health	UNCAS HEALTH DISTRICT	DPH2022-0155POS01	Preventive Health Services, FP1	N	\$0	\$343,342	\$0	\$343,342	3/1/2022	3/31/2026	\$566,153	\$484,881	\$81,273
Department of Public Health	UNCAS HEALTH DISTRICT	DPH20240003POS	Breast Cancer CT Early Detection Program, and WISEWOMAN, FP1	N	\$0	\$72,554	\$0	\$72,554	7/1/2023	6/30/2028	\$483,690	\$72,554	\$411,136
Department of Public Health	UNCAS HEALTH DISTRICT	DPH20240099POS	Immunization Program, FP 1	N	\$0	\$91,158	\$0	\$91,158	9/1/2023	6/30/2025	\$324,564	\$91,158	\$233,406
Department of Public Health	UNITED WAY OF CONNECTICUT INC	2023-0022POS01POS01	InfoLine-Info & Referrals Svs fp1	Y	\$0	\$242,500	\$0	\$242,500	10/1/2022	9/30/2027	\$1,215,000	\$359,102	\$855,898
Department of Public Health	URBAN LEAGUE OF GREATER HARTFORD INC	DPH2019-0195POS01	Family Wellness HS, FP1	N	\$0	\$40,652	\$0	\$40,652	5/30/2019	10/31/2024	\$373,500	\$304,092	\$69,408
Department of Public Health	WATERBURY TOWN TREASURER	DPH2019-0140	HIV Prevention Services, FP1	E	\$0	\$31,767	\$111,750	\$143,517	1/1/2019	12/31/2023	\$1,309,306	\$1,247,369	\$61,937
Department of Public Health	WATERBURY TOWN TREASURER	DPH2021-0006POS	Immunization Program FP 1	E	\$0	\$86,706	\$0	\$86,706	7/1/2020	6/30/2025	\$938,213	\$677,416	\$260,797

POS FY 2024 Report Detail by Agency

Agency	Supplier Name	Contract ID #	Contract Description	Competitive ₁	Payments				Terms				
					General Fund	Federal Fund	Other Fund ₂	Total FY 2024 ₃	Contract Begin Date	Contract Expire Date	Cumulative Contract Total Amount ₄	Cumulative Contract Payments ₅	Cumulative Contract Balance Remaining ₆
Department of Public Health	WATERBURY TOWN TREASURER	DPH2022-0159POS01	Preventive Health Services, FP1	E	\$0	\$708,032	\$0	\$708,032	2/1/2023	5/31/2024	\$1,019,513	\$835,471	\$184,041
Department of Public Health	WATERBURY TOWN TREASURER	DPH2023-0045POS01	WIC Program, FP1	E	\$0	\$163,806	\$0	\$163,806	10/1/2022	9/30/2023	\$1,195,301	\$930,697	\$264,604
Department of Public Health	WATERBURY TOWN TREASURER	DPH2023-0053POS01	School Based Health Centers, FP1	E	\$287,787	\$0	\$0	\$287,787	7/1/2022	6/30/2027	\$1,414,275	\$556,125	\$858,150
Department of Public Health	WATERBURY TOWN TREASURER	DPH2023-0072	Injury Prevention Svcs, FP1	E	\$0	\$157,071	\$0	\$157,071	2/1/2023	8/31/2023	\$260,000	\$254,457	\$5,543
Department of Public Health	WATERBURY TOWN TREASURER	DPH2023-0074	Preventive Health Services, FP1	E	\$0	\$10,049	\$0	\$10,049	2/1/2023	9/30/2023	\$39,689	\$29,893	\$9,796
Department of Public Health	WATERBURY TOWN TREASURER	DPH20240079POS	Immunization Program, FP 1	E	\$0	\$92,760	\$0	\$92,760	9/1/2023	6/30/2025	\$371,040	\$92,760	\$278,280
Department of Public Health	WEST HARTFORD-BLOOMFIELD HEALTH	2022-0118POS	EPI COVID 19	N	\$0	\$22,815	\$0	\$22,815	3/1/2022	2/29/2024	\$406,737	\$406,737	\$0
Department of Public Health	WEST HARTFORD-BLOOMFIELD HEALTH	DPH20240030POS	Immunization Program, FP1	N	\$0	\$174,171	\$0	\$174,171	9/1/2023	6/30/2025	\$277,176	\$174,171	\$103,005
Department of Public Health	WESTERN CONNECTICUT HEALTH NETWORK INC	DPH20240010POS	Comprehensive Cancer Control, FP1	N	\$0	\$295,696	\$370,391	\$666,087	7/1/2023	6/30/2028	\$3,647,665	\$666,087	\$2,981,579
Department of Public Health	WHEELER CLINIC INC	DPH20230091POS	Prev Hlth Serv FP1	N	\$0	\$38,900	\$0	\$38,900	10/1/2023	9/30/2027	\$155,600	\$38,900	\$116,700
Department of Public Health	WILLIAM W BACKUS HOSPITAL	DPH20240141POS	STD/TB Prevention & Treatment Services, FP1	E	\$0	\$0	\$20,721	\$20,721	10/1/2023	6/30/2024	\$20,721	\$20,721	\$0
Department of Public Health	WINDHAM REGIONAL COMMUNITY COUNCIL INC	DPH2022-0080	HIV/AIDS HealthCare Support, FP1	Y	\$0	\$0	\$207,547	\$207,547	4/1/2022	3/31/2025	\$826,288	\$361,234	\$465,054
Department of Public Health	YALE NEW HAVEN HEALTH SERVICES	DPH20240013POS	Comprehensive Cancer Control, FP1	N	\$0	\$381,678	\$496,483	\$878,161	7/1/2023	6/30/2028	\$6,056,704	\$878,161	\$5,178,543
Department of Public Health	YALE NEW HAVEN HOSPITAL	22DPH71705POS01	WIC Program, FP1	N	\$0	\$1,567,975	\$0	\$1,567,975	10/1/2022	9/30/2027	\$9,520,983	\$2,817,033	\$6,703,950
Department of Public Health	YALE NEW HAVEN HOSPITAL	DPH2019-0141	HIV Prevention Services, FP1	Y	\$0	\$20,391	\$54,698	\$75,089	1/1/2019	12/31/2023	\$616,160	\$613,299	\$2,861
Department of Public Health	YALE NEW HAVEN HOSPITAL	DPH2022-0081	HIV/AIDS HealthCare Support, FP1	Y	\$0	\$0	\$643,081	\$643,081	4/1/2022	3/31/2026	\$6,979,291	\$1,336,192	\$5,643,099
Department of Public Health	YALE NEW HAVEN HOSPITAL	DPH20240007POS01	Lead poisoning Prev & Contrl, FP1	N	\$0	\$0	\$142,436	\$142,436	7/1/2023	6/30/2027	\$569,744	\$142,436	\$427,308
Department of Public Health	YALE UNIVERSITY	DPH2019-0142	HIV Prevention Services, FP1	Y	\$0	\$7,421	\$3,673	\$11,094	1/1/2019	12/31/2023	\$530,681	\$483,588	\$47,093
Department of Public Health	YALE UNIVERSITY	DPH2023-0100POS	Tobacco Use and Prevention Pilot Program Yale e-Cigarette	N	\$0	\$200,000	\$0	\$200,000	6/1/2023	12/31/2024	\$300,000	\$200,000	\$100,000
Department of Public Health	YALE UNIVERSITY	DPH20240044POS	Child Sexual Abuse, FP1	N	\$0	\$0	\$125,787	\$125,787	11/1/2023	6/30/2028	\$628,935	\$125,787	\$503,148
Department of Public Health	YALE UNIVERSITY	DPH20240174POS	AIDS Prevention Services, FP1	N	\$0	\$791	\$270,581	\$271,372	2/1/2024	12/31/2024	\$866,398	\$271,372	\$595,026
DPH TOTAL	247				\$12,876,056	\$64,796,096	\$10,653,445	\$88,325,597			\$499,150,449	\$301,548,679	\$197,601,770
Department of Social Services	ABILITY BEYOND DISABILITY INC	19DSS2201AC	Persons with traumatic brain injury	N	\$197,276	\$0	\$0	\$197,276	7/1/2019	6/30/2025	\$1,120,379	\$923,103	\$197,276
Department of Social Services	ACCESS INDEPENDENCE INC	12DSS7101HU	Money Follows the Person	N	\$145,200	\$0	\$0	\$145,200	7/1/2012	6/30/2026	\$1,901,460	\$1,607,160	\$294,300
Department of Social Services	AGENCY ON AGING OF SOUTH CENTRAL	12DSS7101XK	Money Follows the Person	N	\$1,190,483	\$0	\$0	\$1,190,483	7/1/2012	6/30/2024	\$8,013,752	\$7,451,750	\$562,002

POS FY 2024 Report Detail by Agency

Agency	Supplier Name	Contract ID #	Contract Description	Competitive ₁	Payments				Terms				
					General Fund	Federal Fund	Other Fund ₂	Total FY 2024 ₃	Contract Begin Date	Contract Expire Date	Cumulative Contract Total Amount ₄	Cumulative Contract Payments ₅	Cumulative Contract Balance Remaining ₆
Department of Social Services	ALLIANCE FOR COMMUNITY EMPOWERMENT INC	18DSS4301AI	Assist low-income households to pay for winter heating costs	N	\$0	\$2,771,182	\$0	\$2,771,182	10/1/2018	9/30/2023	\$75,153,553	\$51,408,155	\$23,745,398
Department of Social Services	ALLIANCE FOR COMMUNITY EMPOWERMENT INC	21DSS4301AI	LOW INCOME	N	\$0	\$15,000	\$0	\$15,000	5/28/2021	9/30/2023	\$1,316,071	\$495,605	\$820,466
Department of Social Services	ALLIANCE FOR COMMUNITY EMPOWERMENT INC	21DSS6101AI	Connecticut's Community Action Agency Network	N	\$0	\$748,009	\$0	\$748,009	3/1/2022	12/31/2025	\$2,038,802	\$1,048,009	\$990,793
Department of Social Services	ALLIANCE FOR COMMUNITY EMPOWERMENT INC	22DSS1501AI	CSBG Services in the Greater Bridgeport and	N	\$815,751	\$1,291,268	\$0	\$2,107,019	10/1/2022	9/30/2025	\$7,387,700	\$4,000,381	\$3,387,319
Department of Social Services	ALLIANCE FOR COMMUNITY EMPOWERMENT INC	23DSS4301AI	Assist low-income households to pay for winter heating costs	N	\$0	\$6,521,172	\$0	\$6,521,172	10/1/2023	9/30/2026	\$30,000,000	\$6,521,172	\$23,478,828
Department of Social Services	ALLIANCE FOR COMMUNITY EMPOWERMENT INC	24DSS4301AI	Low Income Household Water Assistance Program (LIHWAP)	N	\$0	\$11,778	\$0	\$11,778	2/1/2024	5/31/2024	\$112,925	\$11,778	\$101,147
Department of Social Services	ALLIED COMMUNITY RESOURCES INC	18DSS7101AS	Fiduciary Intermediary Services - 2018	N	\$6,645,572	\$6,319,742	\$0	\$12,965,314	2/1/2018	1/31/2025	\$112,147,168	\$90,176,120	\$21,971,048
Department of Social Services	BRAIN INJURY ALLIANCE OF CONNECTICUT INC	19DSS2201BZ	Traumatic brain injury	N	\$108,143	\$0	\$80,000	\$188,143	7/1/2019	6/30/2025	\$1,094,146	\$906,005	\$188,141
Department of Social Services	BRAIN INJURY ALLIANCE OF CONNECTICUT INC	23DSS2201BZ		N	\$0	\$190,000	\$0	\$190,000	1/1/2023	12/31/2024	\$300,000	\$300,000	\$0
Department of Social Services	CAPITAL WORKFORCE PARTNERS	18DSS4601CW	Food Stamp Employment and Training	N	\$0	\$8,370	\$0	\$8,370	7/1/2018	9/30/2025	\$449,249	\$65,460	\$383,789
Department of Social Services	CAREER RESOURCES INC	23DSS1401CZ	Fatherhood Initiative Program	N	\$40,715	\$11,789	\$0	\$52,503	10/1/2023	9/30/2026	\$304,331	\$52,503	\$251,827
Department of Social Services	CARELON BEHAVIORAL HEALTH INC	22DSS1216AL	Behavioral Health	Y	\$12,511,779	\$12,511,779	\$0	\$25,023,557	10/1/2022	9/30/2025	\$74,840,446	\$42,375,313	\$32,465,133
Department of Social Services	CATHOLIC CHARITIES INC	23DSS1201DD	Behavioral Health Clinic	N	\$88,138	\$0	\$0	\$88,138	1/1/2024	6/30/2025	\$540,000	\$88,138	\$451,862
Department of Social Services	CATHOLIC CHARITIES INC	23DSS1401DD	Fatherhood Initiative Program	N	\$40,715	\$11,789	\$0	\$52,503	10/1/2023	9/30/2026	\$304,326	\$52,503	\$251,823
Department of Social Services	CHARTER OAK HEALTH CENTER INC	19DSS1201DR	Radiology services	N	\$464,794	\$0	\$0	\$464,794	2/15/2020	6/30/2025	\$2,576,240	\$2,088,129	\$488,111
Department of Social Services	COMMUNITY ACTION AGENCY OF NEW HAVEN INC	18DSS4301EP	Assist low-income households to pay for winter heating costs.	N	\$0	\$217,434	\$0	\$217,434	10/1/2018	9/30/2023	\$52,555,565	\$4,319,976	\$48,235,589
Department of Social Services	COMMUNITY ACTION AGENCY OF NEW HAVEN INC	21DSS4301EP	Low Income Household Water Assistance Program (LIHWAP)	N	\$0	\$32,944	\$0	\$32,944	5/28/2021	3/18/2024	\$1,052,758	\$81,658	\$971,100
Department of Social Services	COMMUNITY ACTION AGENCY OF NEW HAVEN INC	21DSS6101EP	Connecticut's Community Action Agency Network	N	\$0	\$418,085	\$0	\$418,085	3/1/2022	12/31/2025	\$2,074,873	\$560,965	\$1,513,908
Department of Social Services	COMMUNITY ACTION AGENCY OF NEW HAVEN INC	22DSS1501EP	CSBG and HSI services	N	\$261,533	\$1,337,088	\$0	\$1,598,621	10/1/2022	9/30/2025	\$4,975,132	\$2,856,486	\$2,118,646
Department of Social Services	COMMUNITY ACTION AGENCY OF NEW HAVEN INC	22DSS6111EP	CHW Program	N	\$0	\$259,259	\$0	\$259,259	12/1/2022	12/31/2024	\$777,778	\$259,259	\$518,519
Department of Social Services	COMMUNITY ACTION AGENCY OF NEW HAVEN INC	23DSS4301EP	Energy assistance to low-income individuals and families.	N	\$0	\$659,436	\$0	\$659,436	10/1/2023	9/30/2026	\$24,000,000	\$659,436	\$23,340,564
Department of Social Services	COMMUNITY ACTION AGENCY OF NEW HAVEN INC	24DSS4301EP	Low Income Household Water Assistance Program (LIHWAP)	N	\$0	\$21,581	\$0	\$21,581	2/1/2024	5/31/2024	\$233,261	\$21,581	\$211,680
Department of Social Services	COMMUNITY HEALTH CENTER ASSOCIATION	13DSS3101GB	Worker trained to perform application, enrollment and	N	\$273,998	\$0	\$0	\$273,998	7/1/2013	6/30/2027	\$5,636,382	\$4,419,348	\$1,217,034
Department of Social Services	COMMUNITY HEALTH CENTER ASSOCIATION	22DSS1201GB	ARPA funds for LARC (Long Acting Reversible Contraception)	N	\$0	\$287,906	\$0	\$287,906	1/1/2023	9/30/2026	\$2,000,000	\$505,666	\$1,494,334
Department of Social Services	COMMUNITY HEALTH NETWORK OF CT INC	17DSS1202GQ	ASO - 2017	N	\$2,884,751	\$2,884,751	\$0	\$5,769,501	1/1/2017	4/30/2023	\$489,044,436	\$479,078,558	\$9,965,878

POS FY 2024 Report Detail by Agency

Agency	Supplier Name	Contract ID #	Contract Description	Competitive ₁	Payments				Terms				
					General Fund	Federal Fund	Other Fund ₂	Total FY 2024 ₃	Contract Begin Date	Contract Expire Date	Cumulative Contract Total Amount ₄	Cumulative Contract Payments ₅	Cumulative Contract Balance Remaining ₆
Department of Social Services	COMMUNITY HEALTH NETWORK OF CT INC	23DSS1212GQ	Medical ASO	Y	\$40,458,761	\$40,458,761	\$0	\$80,917,522	5/1/2023	12/31/2025	\$229,723,958	\$100,796,365	\$128,927,593
Department of Social Services	COMMUNITY RENEWAL TEAM INC	18DSS4301EW	Assist low-income households to pay for winter heating costs	N	\$0	\$4,691,296	\$0	\$4,691,296	10/1/2018	9/30/2023	\$143,648,833	\$109,272,777	\$34,376,056
Department of Social Services	COMMUNITY RENEWAL TEAM INC	20DSS5401EW	Asian Families Domestic Violence Services	N	\$1,412	\$26,000	\$0	\$27,412	10/1/2020	12/31/2023	\$316,059	\$316,059	\$0
Department of Social Services	COMMUNITY RENEWAL TEAM INC	21DSS4301EW	LIHWAP services	N	\$0	\$35,058	\$0	\$35,058	5/28/2021	3/18/2024	\$3,105,011	\$1,768,007	\$1,337,004
Department of Social Services	COMMUNITY RENEWAL TEAM INC	21DSS6101EW	Connecticut's Community Action Agency Network	N	\$0	\$1,841,557	\$0	\$1,841,557	3/1/2022	12/31/2025	\$5,310,068	\$2,791,969	\$2,518,098
Department of Social Services	COMMUNITY RENEWAL TEAM INC	22DSS1501EW	CBG/HSI Services for Greater Hartford and Middlesex area	N	\$1,193,039	\$1,854,982	\$0	\$3,048,021	10/1/2022	9/30/2025	\$11,307,717	\$5,151,740	\$6,155,977
Department of Social Services	COMMUNITY RENEWAL TEAM INC	23DSS1401EW	Fatherhood Initiative Program	N	\$40,715	\$11,789	\$0	\$52,503	10/1/2023	9/30/2026	\$304,326	\$52,503	\$251,823
Department of Social Services	COMMUNITY RENEWAL TEAM INC	23DSS4301EW	Assist low-income households to pay for winter heating costs	N	\$0	\$14,138,526	\$0	\$14,138,526	10/1/2023	9/30/2026	\$75,000,000	\$14,138,526	\$60,861,474
Department of Social Services	COMMUNITY RENEWAL TEAM INC	24DSS4301EW	Low Income Household Water Assistance Program (LIHWAP)	N	\$0	\$831,715	\$0	\$831,715	2/1/2024	5/31/2024	\$874,853	\$831,715	\$43,138
Department of Social Services	COMUNIDAD HISPANA DE WALLINGFORD INC	24DSS6103IN	Community Service Program	N	\$150,000	\$0	\$0	\$150,000	4/1/2024	6/30/2025	\$300,000	\$150,000	\$150,000
Department of Social Services	CONDUENT STATE HEALTHCARE LLC	07DSS1101AF	Husky and Charter Oak Enrollment Broker Services	Y	\$12,923,238	\$1,505,802	\$0	\$14,429,039	2/1/2007	6/30/2025	\$212,872,855	\$118,605,301	\$94,267,554
Department of Social Services	CONNECTICUT ALLIANCE TO END SEXUAL	22DSS5403LK	To provide services (case Mngm., Short-term Counseling,	N	\$0	\$979,897	\$0	\$979,897	7/1/2022	6/30/2025	\$1,959,794	\$1,959,794	\$0
Department of Social Services	CONNECTICUT ASSOCIATION FOR COMMUNITY	18DSS5001FB	Case Management Services that provide for life function and	N	\$69,640	\$2,108,302	\$0	\$2,177,942	10/1/2018	9/30/2024	\$11,795,193	\$11,219,694	\$575,499
Department of Social Services	CONNECTICUT ASSOCIATION FOR COMMUNITY	22DSS1501FB	Case Management Services that provide for life function and	N	\$0	\$118,426	\$0	\$118,426	10/1/2022	9/30/2025	\$1,050,759	\$412,293	\$638,466
Department of Social Services	CONNECTICUT ASSOCIATION FOR COMMUNITY	22DSS4701FB	SNAP	Y	\$0	\$127,434	\$0	\$127,434	12/1/2022	9/30/2025	\$709,129	\$185,694	\$523,435
Department of Social Services	CONNECTICUT CENTER FOR ARTS AND	18DSS4603EG	Short-term vocational training programs to SNAP recipients	N	\$0	\$38,020	\$0	\$38,020	10/1/2018	9/30/2025	\$621,562	\$226,009	\$395,553
Department of Social Services	CONNECTICUT CHILDRENS MEDICAL CENTER	23DSS1201FI	Inpatient pediatric psychiatric and medical unit	N	\$0	\$2,454,749	\$0	\$2,454,749	1/1/2023	12/31/2025	\$6,000,000	\$2,454,749	\$3,545,251
Department of Social Services	CONNECTICUT COALITION AGAINST DOMESTIC	15DSS5401FREV	Emergency Shelters for Domestic Violence 2017	N	\$0	\$120,800	\$0	\$120,800	6/1/2015	6/30/2025	\$1,218,067	\$1,097,267	\$120,800
Department of Social Services	CONNECTICUT COALITION AGAINST DOMESTIC	19DSS5401FJ	Emergency Shelters and other services for individuals and	N	\$7,524,369	\$1,261,396	\$415,486	\$9,201,251	7/1/2019	6/30/2025	\$51,098,420	\$42,138,801	\$8,959,620
Department of Social Services	CONNECTICUT COALITION AGAINST DOMESTIC	19DSS5411FJ	Victims of domestic or family violence	N	\$222,532	\$0	\$0	\$222,532	7/1/2019	6/30/2025	\$1,263,892	\$1,033,483	\$230,409
Department of Social Services	CONNECTICUT COALITION AGAINST DOMESTIC	23DSS5401FJ	Assist survivors with hoteling, hood, transportation costs, basic	N	\$0	\$2,175,000	\$0	\$2,175,000	1/1/2023	12/31/2024	\$2,900,000	\$2,175,000	\$725,000
Department of Social Services	CONNECTICUT COMMUNITY CARE INC	12DSS7101EL	Money Follows the Person	N	\$2,678,947	\$89,452	\$0	\$2,768,399	7/1/2012	6/30/2024	\$20,812,315	\$19,267,949	\$1,544,366
Department of Social Services	CONNECTICUT COUNCIL OF FAMILY SERVICE	17DSS3301FQ	Barrier Intervention Services - 2018	Y	\$1,798,730	\$0	\$100,000	\$1,898,730	7/1/2017	6/30/2025	\$14,086,384	\$12,187,324	\$1,899,059
Department of Social Services	CONNECTICUT FOODSHARE INC	16DSS4101FS	Nutritional Supplemental Plan	N	\$900,777	\$0	\$0	\$900,777	10/1/2016	6/30/2025	\$6,326,096	\$5,398,892	\$927,204
Department of Social Services	CONNECTICUT FOODSHARE INC	21DSS4501FS	To store and distribute USDA foods for The Emergency Food	N	\$0	\$1,318,010	\$0	\$1,318,010	10/1/2021	9/30/2026	\$5,279,317	\$3,484,767	\$1,794,550

POS FY 2024 Report Detail by Agency

Agency	Supplier Name	Contract ID #	Contract Description	Competitive ₁	Payments				Terms				
					General Fund	Federal Fund	Other Fund ₂	Total FY 2024 ₃	Contract Begin Date	Contract Expire Date	Cumulative Contract Total Amount ₄	Cumulative Contract Payments ₅	Cumulative Contract Balance Remaining ₆
Department of Social Services	CONNECTICUT FOODSHARE INC	23DSS4501FS	Storage, packing and distribution of CSFP food packages.	N	\$0	\$261,574	\$0	\$261,574	1/1/2023	12/31/2027	\$1,338,946	\$261,574	\$1,077,372
Department of Social Services	CONNECTICUT INSTITUTE FOR REFUGEES AND	16DSS4801OB	Case Management and Social Services to refugees. - 2017	N	\$0	\$227,935	\$0	\$227,935	10/1/2016	12/30/2023	\$1,413,685	\$1,180,493	\$233,192
Department of Social Services	CONNECTICUT INSTITUTE FOR REFUGEES AND	20DSS4801OB	Provide various social services designed to promote economic	N	\$0	\$53,480	\$0	\$53,480	9/30/2020	9/29/2024	\$200,000	\$117,400	\$82,600
Department of Social Services	CONNECTICUT INSTITUTE FOR REFUGEES AND	21DSS4801OB	RAP	N	\$0	\$586,759	\$0	\$586,759	10/1/2021	9/30/2023	\$1,738,953	\$1,004,118	\$734,835
Department of Social Services	CONNECTICUT INSTITUTE FOR REFUGEES AND	22DSS4821OB	Comprehensive resettlement services	N	\$0	\$150,907	\$0	\$150,907	10/1/2022	9/30/2024	\$1,125,799	\$291,633	\$834,166
Department of Social Services	CONNECTICUT INSTITUTE FOR REFUGEES AND	23DSS4801OB	Comprehensive resettlement services	N	\$0	\$353,129	\$0	\$353,129	10/1/2023	9/30/2026	\$1,498,596	\$353,129	\$1,145,467
Department of Social Services	CONNECTICUT INSTITUTE FOR REFUGEES AND	23DSS4811OB	Community Services for Refugees Program Services	N	\$542,270	\$0	\$0	\$542,270	10/1/2023	6/30/2025	\$1,076,208	\$542,270	\$533,938
Department of Social Services	CONNECTICUT INSTITUTE FOR REFUGEES AND	23DSS4831OB	Afghan Refugee Program Assistance	N	\$0	\$573,392	\$0	\$573,392	10/1/2023	9/30/2025	\$2,293,573	\$573,392	\$1,720,181
Department of Social Services	CONNECTICUT JUNIOR REPUBLIC ASSOCIATION	21DSS5701FY	Teen Pregnancy Prevention Programming	Y	\$526,249	\$0	\$0	\$526,249	7/1/2021	6/30/2026	\$2,578,737	\$1,526,238	\$1,052,499
Department of Social Services	CONNECTICUT LEGAL SERVICES INC	18DSS5001FZ	Legal Services to preserve their legal rights and interest	N	\$0	\$472,736	\$0	\$472,736	10/1/2018	9/30/2024	\$4,189,371	\$3,581,949	\$607,422
Department of Social Services	CONNECTICUT ORAL HEALTH INITIATIVE INC	23DSS6603EX	Dental Forums	N	\$0	\$33,750	\$0	\$33,750	8/1/2023	12/31/2025	\$300,000	\$33,750	\$266,250
Department of Social Services	CT ASSOCIATION FOR INFANT MENTAL HEALTH	23DSS1213LX	Consultation and training	N	\$0	\$400,000	\$0	\$400,000	1/1/2023	12/31/2025	\$1,850,850	\$400,000	\$1,450,850
Department of Social Services	DENTAL BENEFIT MANAGEMENT INC	20DSS6602UF	Dental ASO services	Y	\$5,344,195	\$5,344,195	\$0	\$10,688,389	7/1/2020	6/30/2026	\$62,149,728	\$36,401,457	\$25,748,271
Department of Social Services	EASTERN CT AREA AGENCY ON AGING	12DSS7101IR	Money Follows the Person - 2013	N	\$217,800	\$0	\$0	\$217,800	7/1/2012	6/30/2026	\$2,813,404	\$2,209,866	\$603,538
Department of Social Services	END HUNGER CONNECTICUT INC	15DSS4101JF	Nutrition Supplemental Program	N	\$59,786	\$0	\$0	\$59,786	7/1/2015	6/30/2025	\$487,082	\$423,936	\$63,146
Department of Social Services	FAMILY CENTERED SERVICES OF CT INC	21DSS5702QJ	Teen Pregnancy Prevention Programming	Y	\$175,417	\$0	\$0	\$175,417	7/1/2021	6/30/2026	\$859,582	\$508,748	\$350,834
Department of Social Services	FAMILY STRIDES INC	23DSS1402AB	Fatherhood Initiative Program	N	\$40,715	\$11,789	\$0	\$52,503	10/1/2023	9/30/2026	\$304,331	\$52,503	\$251,827
Department of Social Services	GAYLORD FARMS REHABILITATION CENTER INC	19DSS2201KR	Acquired brain injury (ABI)	N	\$86,422	\$0	\$0	\$86,422	7/1/2019	6/30/2025	\$490,811	\$404,389	\$86,422
Department of Social Services	GBAPP INC	23DSS1411LF	Fatherhood Initiative Program	N	\$40,715	\$7,622	\$0	\$48,337	10/1/2023	9/30/2026	\$254,330	\$48,337	\$205,993
Department of Social Services	GOODWIN UNIVERSITY INC	15DSS4602ZJ	Job Readiness to SNAP	N	\$0	\$143,059	\$0	\$143,059	10/1/2015	9/30/2025	\$3,890,345	\$1,829,422	\$2,060,923
Department of Social Services	GREATER NEW BRITAIN TEEN	22DSS5701LH	Teen Pregnancy Prevention Programming	Y	\$175,417	\$0	\$0	\$175,417	7/1/2022	6/30/2026	\$697,306	\$346,472	\$350,834
Department of Social Services	GREATER NEW HAVEN DISABILITY RIGHTS	13DSS7101LI	Nursing Facility Transition Project 2015	N	\$435,600	\$0	\$0	\$435,600	7/1/2013	6/30/2026	\$4,435,570	\$4,423,890	\$11,680
Department of Social Services	GT INDEPENDENCE	23DSS7113MD-DDS/ADS	Fiscal Intermediary Services	Y	\$29,700,568	\$290,831	\$0	\$29,991,399	9/1/2023	8/21/2026	\$91,243,512	\$29,991,399	\$61,252,113
Department of Social Services	HANDS ON HARTFORD INC	23DSS6101DGPOS01	Food Pantry and meals services	N	\$0	\$100,000	\$0	\$100,000	1/1/2023	12/31/2023	\$100,000	\$100,000	\$0
Department of Social Services	HARRIOTT HOME HEALTH SERVICES LLC	23DSS1203MH	Healthcare support services	N	\$2,000,000	\$0	\$0	\$2,000,000	12/1/2023	12/31/2026	\$2,000,000	\$2,000,000	\$0

POS FY 2024 Report Detail by Agency

Agency	Supplier Name	Contract ID #	Contract Description	Competitive ₁	Payments				Terms				
					General Fund	Federal Fund	Other Fund ₂	Total FY 2024 ₃	Contract Begin Date	Contract Expire Date	Cumulative Contract Total Amount ₄	Cumulative Contract Payments ₅	Cumulative Contract Balance Remaining ₆
Department of Social Services	HARTFORD COMMUNITIES THAT CARE INC	23DSS1203LT	Drug-free environment for youth and families.	N	\$0	\$367,663	\$0	\$367,663	4/1/2023	3/31/2025	\$500,000	\$367,663	\$132,337
Department of Social Services	HISPANIC HEALTH COUNCIL INC	18DSS4702LG	Prevention of childhood and adult obesity among Latinos and	N	\$0	\$1,399,403	\$0	\$1,399,403	10/1/2018	9/30/2024	\$7,977,512	\$7,559,440	\$418,073
Department of Social Services	HUMAN RESOURCES AGENCY OF	18DSS4301NL	Assist low-income households to pay for winter heating costs.	N	\$0	\$1,567,592	\$0	\$1,567,592	10/1/2018	9/30/2023	\$31,055,868	\$30,250,365	\$805,503
Department of Social Services	HUMAN RESOURCES AGENCY OF	21DSS4301NL	LIHWAP services to ensure clients' access to drinking water	N	\$0	\$13,859	\$0	\$13,859	5/28/2021	3/18/2024	\$692,676	\$406,440	\$286,236
Department of Social Services	HUMAN RESOURCES AGENCY OF	21DSS6101NL	Connecticut's Community Action Agency Network	N	\$0	\$370,623	\$0	\$370,623	3/1/2022	12/31/2025	\$1,600,590	\$759,566	\$841,024
Department of Social Services	HUMAN RESOURCES AGENCY OF	22DSS1501NL	CBG/HSI Services for the Greater New Britain and Bristol areas	N	\$404,996	\$834,324	\$0	\$1,239,320	10/1/2022	9/30/2025	\$3,494,422	\$2,092,393	\$1,402,029
Department of Social Services	HUMAN RESOURCES AGENCY OF	23DSS4301NL	Assist low-income households to pay for winter heating costs.	N	\$0	\$4,369,073	\$0	\$4,369,073	10/1/2023	9/30/2026	\$18,000,000	\$4,369,073	\$13,630,927
Department of Social Services	HUMAN RESOURCES AGENCY OF	24DSS4301NL	LIHWAP Supplemental Assistance Payment	N	\$0	\$112,958	\$0	\$112,958	2/1/2024	5/31/2024	\$144,407	\$112,958	\$31,449
Department of Social Services	INDEPENDENCE NORTHWEST INC	12DSS7101DI	Money Follows the Person	N	\$290,400	\$0	\$0	\$290,400	7/1/2012	6/30/2026	\$3,730,580	\$3,149,403	\$581,177
Department of Social Services	IRIS	16DSS4801JI	Refugee Assistance Services - 2017	N	\$0	\$1,362,950	\$0	\$1,362,950	10/1/2016	9/30/2023	\$5,688,427	\$5,598,802	\$89,625
Department of Social Services	IRIS	20DSS4801JI	Social services	N	\$0	\$228,441	\$0	\$228,441	9/30/2020	9/29/2024	\$800,000	\$514,418	\$285,582
Department of Social Services	IRIS	21DSS4801JI	RAP-ASA	N	\$0	\$1,817,928	\$0	\$1,817,928	10/1/2021	9/30/2023	\$3,334,383	\$2,987,649	\$346,734
Department of Social Services	IRIS	22DSS4821JI	AUSAA -Comprehensive resettlement services	N	\$0	\$529,642	\$0	\$529,642	10/1/2022	9/30/2024	\$1,708,519	\$743,208	\$965,311
Department of Social Services	IRIS	23DSS4801JI	Social services	N	\$0	\$723,939	\$0	\$723,939	10/1/2023	9/30/2026	\$4,709,865	\$723,939	\$3,985,926
Department of Social Services	IRIS	23DSS4811JI	Integrative Community Services for Refugees Program.	N	\$831,699	\$0	\$0	\$831,699	10/1/2023	6/30/2025	\$1,655,064	\$831,699	\$823,365
Department of Social Services	IRIS	23DSS4821JI	Refugee Assistance Program	N	\$0	\$1,916,292	\$0	\$1,916,292	10/1/2023	9/30/2025	\$7,130,830	\$1,916,292	\$5,214,538
Department of Social Services	JEWISH FAMILY SERVICES OF GREENWICH	21DSS4803LG	RAP-ASA	N	\$0	\$1,017,297	\$0	\$1,017,297	10/1/2001	9/30/2025	\$2,778,395	\$1,364,869	\$1,413,526
Department of Social Services	JEWISH FAMILY SERVICES OF GREENWICH	22DSS4803LG	JEWISH FAMILY SERVICES	N	\$0	\$977,624	\$0	\$977,624	10/1/2022	9/30/2024	\$1,185,260	\$1,125,782	\$59,478
Department of Social Services	JEWISH FAMILY SERVICES OF GREENWICH	23DSS4803LG	Social services	N	\$0	\$447,732	\$0	\$447,732	10/1/2023	9/30/2026	\$1,790,913	\$447,732	\$1,343,181
Department of Social Services	JEWISH FAMILY SERVICES OF GREENWICH	23DSS4813LG	Community Services for Refugees (i(CSR)) program(s) services.	N	\$601,030	\$0	\$0	\$601,030	10/1/2023	6/30/2025	\$1,193,728	\$601,030	\$592,698
Department of Social Services	JEWISH FEDERATION ASSOCIATION OF	21DSS4811OJ	Citizenship Training to eligible immigrants in Connecticut	N	\$161,991	\$0	\$0	\$161,991	7/1/2021	6/30/2025	\$628,138	\$465,991	\$162,147
Department of Social Services	JEWISH FEDERATION ASSOCIATION OF	23DSS4801OJ	Community Services for Refugees program(s) services.	N	\$25,000	\$0	\$0	\$25,000	3/1/2024	6/30/2025	\$100,000	\$25,000	\$75,000
Department of Social Services	MADONNA PLACE INC	23DSS1401QO	Fatherhood Initiative Program	N	\$40,715	\$11,789	\$0	\$52,503	10/1/2023	9/30/2026	\$304,331	\$52,503	\$251,827
Department of Social Services	MEDICAL TRANSPORTATION MANAGEMENT INC	17DSS1203HCREV1	NEMT Transportation Services	Y	\$5,607,500	\$5,607,500	\$0	\$11,215,000	4/1/2023	3/31/2025	\$24,182,010	\$13,960,000	\$10,222,010
Department of Social Services	MOTHERS UNITED AGAINST VIOLENCE INC	23DSS1203LU	MUAV	N	\$0	\$187,500	\$0	\$187,500	1/1/2023	3/31/2025	\$300,000	\$187,500	\$112,500

POS FY 2024 Report Detail by Agency

Agency	Supplier Name	Contract ID #	Contract Description	Competitive ₁	Payments				Terms				
					General Fund	Federal Fund	Other Fund ₂	Total FY 2024 ₃	Contract Begin Date	Contract Expire Date	Cumulative Contract Total Amount ₄	Cumulative Contract Payments ₅	Cumulative Contract Balance Remaining ₆
Department of Social Services	NEW LONDON HOMELESS HOSPITALITY	19DSS4603JF	Job search training to SNAP recipients not receiving TFA	N	\$0	\$50,147	\$0	\$50,147	8/1/2019	9/30/2025	\$272,029	\$144,172	\$127,857
Department of Social Services	NEW OPPORTUNITIES INC	18DSS4301TO	Assist low-income households to pay for winter heating costs.	N	\$0	\$617,098	\$0	\$617,098	10/1/2018	9/30/2023	\$116,865,838	\$54,327,389	\$62,538,449
Department of Social Services	NEW OPPORTUNITIES INC	18DSS5001TO	Pilot program with local hospitals	N	\$0	\$46,924	\$0	\$46,924	4/1/2018	12/31/2023	\$494,837	\$415,529	\$79,308
Department of Social Services	NEW OPPORTUNITIES INC	21DSS4301TO	CT Low Income Household Water Assistance Program	N	\$0	\$114,219	\$0	\$114,219	5/28/2021	9/30/2023	\$3,271,421	\$1,946,575	\$1,324,846
Department of Social Services	NEW OPPORTUNITIES INC	21DSS6101TO	Connecticut's Community Action Agency Network	N	\$0	\$1,824,667	\$0	\$1,824,667	3/1/2022	12/31/2025	\$4,864,924	\$2,486,406	\$2,378,518
Department of Social Services	NEW OPPORTUNITIES INC	22DSS1501TO	CSBG / HSI	N	\$601,708	\$1,304,329	\$0	\$1,906,037	10/1/2022	9/30/2025	\$6,106,520	\$3,612,318	\$2,494,202
Department of Social Services	NEW OPPORTUNITIES INC	22DSS6111TO	Through the CHW Program the CAAs will train existing staff to be	N	\$0	\$681,210	\$0	\$681,210	12/1/2022	12/31/2024	\$777,778	\$681,210	\$96,568
Department of Social Services	NEW OPPORTUNITIES INC	23DSS1401TO	Fatherhood Initiative Program	N	\$40,715	\$36,259	\$0	\$76,973	10/1/2023	9/30/2026	\$304,331	\$76,973	\$227,357
Department of Social Services	NEW OPPORTUNITIES INC	23DSS4301TO	The purpose of the program is to assist low-income households to	N	\$0	\$15,038,780	\$0	\$15,038,780	10/1/2023	9/30/2026	\$75,000,000	\$15,038,780	\$59,961,220
Department of Social Services	NEW OPPORTUNITIES INC	24DSS4301TO	LIHWAP Supplemental Assistance Payment	N	\$0	\$779,979	\$0	\$779,979	2/1/2024	5/31/2024	\$856,727	\$779,979	\$76,748
Department of Social Services	OIC OF NEW LONDON INC	18DSS4611UM	E&T Reimbursement Program	N	\$0	\$16,493	\$0	\$16,493	10/1/2018	9/30/2025	\$566,197	\$337,186	\$229,011
Department of Social Services	ORANGE FOOD 2 KIDS	23DSS4113MP	Orange Food2Kids (Contractor) is a non-profit organization	E	\$25,000	\$0	\$0	\$25,000	7/1/2023	6/30/2024	\$25,000	\$25,000	\$0
Department of Social Services	PERSON TO PERSON INC	19DSS6102LN	Legislative Earmark - Person-to-Person provides individuals and	N	\$900,135	\$0	\$0	\$900,135	9/1/2019	6/30/2025	\$2,695,064	\$1,843,266	\$851,797
Department of Social Services	PLAINVILLE COMMUNITY FOOD PANTRY	17DSS4103GS	Nutrition Supplement 2017	N	\$60,378	\$0	\$0	\$60,378	1/1/2017	6/30/2025	\$396,838	\$336,460	\$60,378
Department of Social Services	PLANNED PARENTHOOD OF SOUTHERN	18DSS5001VG	Family Planning Services which includeinclude a broad range of	N	\$0	\$617,865	\$0	\$617,865	10/1/2018	9/30/2024	\$5,997,723	\$5,468,582	\$529,141
Department of Social Services	ROCA INC	23DSS1213LV	ROCA	N	\$0	\$375,000	\$0	\$375,000	1/1/2023	12/31/2024	\$500,000	\$375,000	\$125,000
Department of Social Services	ROCA INC	23DSS1223LV	Intensive case management and wraparound services designed to	N	\$500,000	\$0	\$0	\$500,000	1/1/2024	6/30/2025	\$1,500,000	\$500,000	\$1,000,000
Department of Social Services	SOUTHWESTERN CONNECTICUT AGENCY ON	12DSS7101XX	Money Follows the Person - 2013	N	\$1,069,055	\$0	\$0	\$1,069,055	7/1/2012	6/30/2024	\$7,646,809	\$7,211,248	\$435,561
Department of Social Services	TEAM INC	18DSS4301ZG	Assist low-income households to pay for winter heating costs.	N	\$0	\$1,295,219	\$0	\$1,295,219	10/1/2018	9/30/2023	\$31,713,298	\$25,162,725	\$6,550,573
Department of Social Services	TEAM INC	21DSS4301ZG	LIHWAP services to ensure clients' access to drinking water	N	\$0	\$39,126	\$0	\$39,126	5/28/2021	3/18/2024	\$667,544	\$651,927	\$15,617
Department of Social Services	TEAM INC	21DSS6101ZG	Connecticut's Community Action Agency Network proposes that	N	\$0	\$472,832	\$0	\$472,832	3/1/2022	12/31/2025	\$1,700,501	\$844,131	\$856,370
Department of Social Services	TEAM INC	22DSS1501ZG	CSBG / HSI	N	\$202,958	\$322,566	\$0	\$525,524	10/1/2022	9/30/2025	\$1,630,327	\$929,609	\$700,718
Department of Social Services	TEAM INC	22DSS6111ZG	Through the CHW Program the CAAs will train existing staff to be	N	\$0	\$299,910	\$0	\$299,910	12/1/2022	12/31/2024	\$777,778	\$299,910	\$477,868
Department of Social Services	TEAM INC	23DSS4301ZG	The purpose of the program is to assist low-income households to	N	\$0	\$3,749,309	\$0	\$3,749,309	10/1/2023	9/30/2026	\$18,000,000	\$3,749,309	\$14,250,691
Department of Social Services	TEAM INC	24DSS4301ZG	LIHWAP Supplemental Assistance Payment	N	\$0	\$376,201	\$0	\$376,201	2/1/2024	5/31/2024	\$428,063	\$376,201	\$51,862

POS FY 2024 Report Detail by Agency

Agency	Supplier Name	Contract ID #	Contract Description	Competitive ₁	Payments				Terms				
					General Fund	Federal Fund	Other Fund ₂	Total FY 2024 ₃	Contract Begin Date	Contract Expire Date	Cumulative Contract Total Amount ₄	Cumulative Contract Payments ₅	Cumulative Contract Balance Remaining ₆
Department of Social Services	THAMES VALLEY COUNCIL FOR COMMUNITY	18DSS4301ZK	Assist low income households to pay for winter heating costs	N	\$0	\$1,503,965	\$0	\$1,503,965	10/1/2018	9/30/2023	\$86,720,358	\$63,652,954	\$23,067,404
Department of Social Services	THAMES VALLEY COUNCIL FOR COMMUNITY	21DSS4301ZK	CT Low Income Household Water Assistance Program	N	\$0	\$123,719	\$0	\$123,719	5/28/2021	3/18/2024	\$2,396,300	\$1,048,209	\$1,348,091
Department of Social Services	THAMES VALLEY COUNCIL FOR COMMUNITY	21DSS6101ZK	Connecticut's Community Action Agency Network proposes that	N	\$0	\$1,721,851	\$0	\$1,721,851	3/1/2022	12/31/2025	\$3,988,827	\$1,900,107	\$2,088,721
Department of Social Services	THAMES VALLEY COUNCIL FOR COMMUNITY	22DSS1501ZK	CSBG / HSI	N	\$421,977	\$838,130	\$0	\$1,260,107	10/1/2022	9/30/2025	\$3,483,182	\$2,094,759	\$1,388,423
Department of Social Services	THAMES VALLEY COUNCIL FOR COMMUNITY	22DSS6111ZK	Through the CHW Program the CAAs will train existing staff to be	N	\$0	\$155,556	\$0	\$155,556	12/1/2022	12/31/2024	\$777,778	\$155,556	\$622,222
Department of Social Services	THAMES VALLEY COUNCIL FOR COMMUNITY	23DSS4301ZK	Provide energy assistance to low-income individuals and families.	N	\$0	\$9,448,194	\$0	\$9,448,194	10/1/2023	9/30/2026	\$60,000,000	\$9,448,194	\$50,551,806
Department of Social Services	THAMES VALLEY COUNCIL FOR COMMUNITY	24DSS4301ZK	LIHWAP	N	\$0	\$363,236	\$0	\$363,236	2/1/2024	5/31/2024	\$476,795	\$363,236	\$113,559
Department of Social Services	THE ACCESS AGENCY INC	18DSS4301ZL	Assist low-income households to pay for winter heating costs.	N	\$0	\$984,121	\$0	\$984,121	10/1/2018	9/30/2023	\$51,804,902	\$41,065,159	\$10,739,743
Department of Social Services	THE ACCESS AGENCY INC	21DSS4301ZL	The Low Income Household Water Assistance Program	N	\$0	\$10,000	\$0	\$10,000	5/28/2021	9/30/2023	\$1,292,429	\$465,889	\$826,540
Department of Social Services	THE ACCESS AGENCY INC	21DSS6101ZL	Connecticut's Community Action Agency Network proposes that	N	\$0	\$1,034,336	\$0	\$1,034,336	3/1/2022	12/31/2025	\$3,079,635	\$1,446,169	\$1,633,466
Department of Social Services	THE ACCESS AGENCY INC	22DSS1501ZL	CSBG / HSI	N	\$235,660	\$650,995	\$0	\$886,655	10/1/2022	9/30/2025	\$2,976,286	\$1,538,027	\$1,438,259
Department of Social Services	THE ACCESS AGENCY INC	22DSS6111ZL	Through the CHW Program the CAAs will train existing staff to be	N	\$0	\$352,166	\$0	\$352,166	12/1/2022	12/31/2024	\$777,778	\$352,166	\$425,612
Department of Social Services	THE ACCESS AGENCY INC	23DSS4301ZL	The purpose of the program is to assist low-income households to	N	\$0	\$6,258,572	\$0	\$6,258,572	10/1/2023	9/30/2026	\$24,000,000	\$6,258,572	\$17,741,428
Department of Social Services	THE ACCESS AGENCY INC	24DSS4301ZL	LIHWAP	N	\$0	\$88,079	\$0	\$88,079	2/1/2024	5/31/2024	\$185,111	\$88,079	\$97,032
Department of Social Services	THE CENTER FOR FAMILY JUSTICE INC	22DSS4112M	Center for Family Justice	N	\$0	\$25,000	\$0	\$25,000	7/1/2022	6/30/2025	\$100,000	\$75,000	\$25,000
Department of Social Services	THE COMMUNITY ACTION AGENCY OF WESTERN	18DSS4301ZO	Assist low-income households to pay for winter heating costs	N	\$0	\$1,508,254	\$0	\$1,508,254	10/1/2018	9/30/2023	\$42,706,785	\$33,709,161	\$8,997,624
Department of Social Services	THE COMMUNITY ACTION AGENCY OF WESTERN	21DSS6101ZO	Connecticut's Community Action Agency Network proposes that	N	\$0	\$1,030,258	\$0	\$1,030,258	3/1/2022	12/31/2025	\$2,483,034	\$1,180,258	\$1,302,776
Department of Social Services	THE COMMUNITY ACTION AGENCY OF WESTERN	22DSS1501ZO	CSBG and Human Service Infrastructure (HSI) to identified	N	\$868,105	\$813,980	\$0	\$1,682,085	10/1/2022	9/30/2025	\$5,294,263	\$2,694,962	\$2,599,301
Department of Social Services	THE COMMUNITY ACTION AGENCY OF WESTERN	22DSS6111ZO	Through the CHW Program the CAAs will train existing staff to be	N	\$0	\$150,000	\$0	\$150,000	12/1/2022	12/31/2024	\$777,778	\$150,000	\$627,778
Department of Social Services	THE COMMUNITY ACTION AGENCY OF WESTERN	23DSS4301ZO	The purpose of the program is to assist low-income households to	N	\$0	\$4,922,499	\$0	\$4,922,499	10/1/2023	9/30/2026	\$24,000,000	\$4,922,499	\$19,077,501
Department of Social Services	THE DIAPER BANK OF CONNECTICUT INC	19DSS6003JO	Diaper assistance for needy families	N	\$756,686	\$0	\$0	\$756,686	11/1/2019	6/30/2025	\$3,621,176	\$2,862,790	\$758,386
Department of Social Services	THE VILLAGE FOR FAMILIES & CHILDREN INC	22DSS5702BI	Teen Pregnancy Prevention Programming	Y	\$263,126	\$0	\$0	\$263,126	7/1/2022	6/30/2026	\$1,045,960	\$519,709	\$526,251
Department of Social Services	THOMPSON ECUMENICAL EMPOWERMENT GROUP	18DSS6102AA	Provide Case Management services to household whose	N	\$0	\$96,719	\$0	\$96,719	10/1/2018	6/30/2025	\$568,853	\$543,301	\$25,552
Department of Social Services	THOMPSON ECUMENICAL EMPOWERMENT GROUP	23DSS6112AA_TEEG_A RPA	Funds will be used for recruitment and retention;	N	\$0	\$150,000	\$0	\$150,000	7/1/2023	6/30/2025	\$200,000	\$150,000	\$50,000
Department of Social Services	UNCAS HEALTH DISTRICT	22DSS5702AR	Teen Pregnancy Prevention Services	N	\$98,281	\$0	\$0	\$98,281	7/1/2022	6/30/2026	\$393,124	\$196,562	\$196,562

POS FY 2024 Report Detail by Agency

Agency	Supplier Name	Contract ID #	Contract Description	Competitive ₁	Payments				Terms				
					General Fund	Federal Fund	Other Fund ₂	Total FY 2024 ₃	Contract Begin Date	Contract Expire Date	Cumulative Contract Total Amount ₄	Cumulative Contract Payments ₅	Cumulative Contract Balance Remaining ₆
Department of Social Services	UNITED SERVICES INC	21DSS5712AW	Teen Pregnancy Prevention Programming	Y	\$87,708	\$0	\$0	\$87,708	7/1/2021	6/30/2026	\$429,790	\$254,373	\$175,417
Department of Social Services	UNITED WAY OF CONNECTICUT INC	21DSS1002AX	For United Way services	N	\$5,590,954	\$0	\$0	\$5,590,954	7/1/2021	6/30/2025	\$20,777,020	\$16,739,616	\$4,037,404
Department of Social Services	WESTERN CT AREA AGCY ON AGING	12DSS7102CD	Money Follows the Person - 2013	N	\$427,559	\$53,175	\$0	\$480,734	7/1/2012	6/30/2024	\$2,856,824	\$2,820,088	\$36,736
DSS TOTAL	156				\$153,089,492	\$205,933,554	\$595,486	\$359,618,532			\$2,654,125,511	\$1,652,986,254	\$1,001,139,257
Division of Criminal Justice	COMMUNITY PARTNERS IN ACTION INC	23DCJ12608POS01	Early Screening and Intervention - Community Partners - Hartford	N	\$0	\$104,301	\$0	\$104,301	9/30/2022	9/29/2024	\$250,000	\$104,301	\$145,699
Division of Criminal Justice	CORNELL SCOTT-HILL HEALTH CORPORATION	23DCJ12607POS01	Early Screening and Intervention - Cornell Scott-Hill	N	\$0	\$62,745	\$0	\$62,745	9/30/2022	9/29/2024	\$125,000	\$62,745	\$62,255
Division of Criminal Justice	RECOVERY NETWORK OF PROGRAMS INC	23DCJ12605POS01	ESI - POS - Recovery Network of Programs, Inc.	N	\$0	\$47,847	\$0	\$47,847	9/30/2022	9/29/2024	\$125,000	\$47,847	\$77,153
Division of Criminal Justice	RELIANCE HEALTH INC	23DCJ12606POS01	Early Screening and Intervention - Reliance Health	N	\$0	\$45,428	\$0	\$45,428	9/30/2022	9/29/2024	\$125,000	\$45,428	\$79,572
DCJ TOTAL	4				\$0	\$260,320	\$0	\$260,320			\$625,000	\$260,320	\$364,680
Office of Early Childhood	ABILIS INC	20OECB2301ABI	20OECB2301ABI Birth to Three	Y	\$1,148,484	\$75,567	\$0	\$1,224,051	7/1/2020	6/30/2025	\$5,728,057	\$3,921,735	\$1,806,322
Office of Early Childhood	ABUNDANCE OF JOY LEARNING CENTER	23OECITX01AJL	IT Exp Space Reimburs	Y	\$149,600	\$0	\$0	\$149,600	7/1/2023	6/30/2025	\$359,951	\$149,600	\$210,350
Office of Early Childhood	AFRICAN CARIBBEAN AMERICAN PARENTS OF ALL OUR KIN INC	22OECMHV01AFC	MIECHV ARPA	N	\$0	\$167,601	\$0	\$167,601	11/1/2022	9/30/2024	\$283,376	\$167,601	\$115,775
Office of Early Childhood	ALLIANCE FOR COMMUNITY EMPOWERMENT INC	21OECGER01AOK	GEER SID 29589 Governor's Emergency Education Relief	N	\$0	\$40,000	\$0	\$40,000	10/1/2021	9/30/2024	\$120,000	\$120,000	\$0
Office of Early Childhood	AMERICAN SCHOOL FOR THE DEAF	22OECDC01ACE	Transitional Week Child Day Care	N	\$1,824,323	\$0	\$0	\$1,824,323	6/27/2022	6/30/2025	\$8,838,274	\$3,999,353	\$4,838,921
Office of Early Childhood	AW HOLDINGS LLC	20OECB2301ASD	20OECB2301ASD Birth to Three	Y	\$572,950	\$10,800	\$0	\$583,750	7/1/2020	6/30/2025	\$1,429,857	\$1,331,733	\$98,124
Office of Early Childhood	BEACON SERVICES OF CT	20OECB2301AWH	20OECB2301AWH Birth To Three	Y	\$5,066,243	\$638,040	\$0	\$5,704,283	7/1/2020	6/30/2025	\$18,858,076	\$14,439,592	\$4,418,483
Office of Early Childhood	BRIDGEPORT HOSPITAL	20OECB2301BEA	20OECB2301BEA Birth To Three	Y	\$4,380,927	\$195,200	\$0	\$4,576,127	7/1/2020	6/30/2025	\$16,795,739	\$13,581,092	\$3,214,647
Office of Early Childhood	BRIDGEPORT HOSPITAL	22OECUHV01BHI	Original contract attached, Total \$4,487,160 for 10/1/22-9/30/24,	Y	\$0	\$986,992	\$0	\$986,992	10/1/2022	12/31/2026	\$7,605,337	\$2,118,526	\$5,486,812
Office of Early Childhood	BUILDING BRIDGES LLC	20OECB2301BBL	20OECB2301BBL Birth To Three	Y	\$2,368,314	\$137,940	\$0	\$2,506,254	7/1/2020	6/30/2025	\$10,598,813	\$8,186,040	\$2,412,773
Office of Early Childhood	CAPITOL REGION EDUCATION COUNCIL	20OECB2301CRE	20OECB2301CRE Birth to Three	Y	\$883,520	\$91,353	\$0	\$974,873	7/1/2020	6/30/2025	\$5,994,334	\$3,613,239	\$2,381,095
Office of Early Childhood	CAPITOL REGION EDUCATION COUNCIL	23OECITX01CRE	IT Exp Space Reimburs	Y	\$207,774	\$0	\$0	\$207,774	7/1/2023	6/30/2025	\$1,329,048	\$207,774	\$1,121,274
Office of Early Childhood	CATHOLIC CHARITIES INC	23OECITX01CCH	IT Exp Space Reimburs	Y	\$16,524	\$0	\$0	\$16,524	7/1/2023	6/30/2025	\$664,524	\$16,524	\$648,000
Office of Early Childhood	CENTRAL CONNECTICUT COAST YOUNG MEN'S	22OECDC01CCY	Transitional Week Child Day Care	N	\$573,977	\$0	\$0	\$573,977	6/27/2022	6/30/2025	\$1,722,091	\$1,124,489	\$597,602
Office of Early Childhood	CHEYENNES EARLY LEARNING CENTER II	23OECITX01CEL	IT Exp Space Reimburs	Y	\$621,774	\$0	\$0	\$621,774	7/1/2023	6/30/2025	\$1,329,048	\$621,774	\$707,274
Office of Early Childhood	CHILD AND FAMILY AGENCY OF SOUTHEASTERN	21OECVHS01CFM	YEAR 1 Home Visiting Services - BASE \$700,000 SID 12603,	Y	\$187,171	\$0	\$0	\$187,171	7/1/2021	7/31/2023	\$1,524,718	\$1,298,168	\$226,550

POS FY 2024 Report Detail by Agency

Agency	Supplier Name	Contract ID #	Contract Description	Competitive ₁	Payments				Terms				
					General Fund	Federal Fund	Other Fund ₂	Total FY 2024 ₃	Contract Begin Date	Contract Expire Date	Cumulative Contract Total Amount ₄	Cumulative Contract Payments ₅	Cumulative Contract Balance Remaining ₆
Office of Early Childhood	CHILD AND FAMILY AGENCY OF SOUTHEASTERN	22OECDC01CFM	Transitional Week Child Day Care	N	\$233,857	\$0	\$0	\$233,857	6/27/2022	6/30/2025	\$720,467	\$470,860	\$249,607
Office of Early Childhood	CHILD AND FAMILY AGENCY OF SOUTHEASTERN	23OECHVS01CFM	SFY24 HV SID 12603 BASE \$724,208.84	Y	\$743,160	\$11,840	\$0	\$755,000	7/1/2023	6/30/2024	\$770,181	\$755,000	\$15,181
Office of Early Childhood	CHILDREN'S THERAPY SERVICES LLC	20OECB2301CTS	20OECB2301CTS Birth to Three	Y	\$981,447	\$75,792	\$0	\$1,057,240	7/1/2020	6/30/2025	\$4,752,918	\$3,589,455	\$1,163,463
Office of Early Childhood	CITY OF BRISTOL	22OECDC01BRS	Transitional Week Child Day Care	E	\$773,576	\$0	\$0	\$773,576	6/27/2022	6/30/2025	\$2,543,713	\$1,547,703	\$996,011
Office of Early Childhood	CITY OF HARTFORD	22OECDC01HTD	Transitional Week Child Day Care	E	\$4,261,628	\$0	\$0	\$4,261,628	6/27/2022	6/30/2025	\$13,411,359	\$6,878,227	\$6,533,132
Office of Early Childhood	CITY OF HARTFORD	23OECITX01HTD	Infant/Toddler Expansion Svcs	E	\$1,954,555	\$0	\$0	\$1,954,555	7/1/2023	6/30/2025	\$4,467,110	\$1,954,555	\$2,512,555
Office of Early Childhood	CITY OF MILFORD	22OECDC01MIL	Transitional Week Child Day Care	E	\$603,322	\$0	\$0	\$603,322	6/27/2022	6/30/2025	\$2,041,061	\$1,190,512	\$850,549
Office of Early Childhood	CITY OF NEW HAVEN	22OECDC01NHV	Transitional Week Child Day Care	E	\$2,018,092	\$0	\$0	\$2,018,092	6/27/2022	6/30/2025	\$6,740,452	\$4,166,468	\$2,573,984
Office of Early Childhood	CITY OF STAMFORD	22OECDC01STM	20OECDC01STM A3-CDC	E	\$1,886,186	\$0	\$0	\$1,886,186	6/27/2022	6/30/2025	\$7,188,279	\$3,917,557	\$3,270,722
Office of Early Childhood	CLIFFORD W BEERS GUIDANCE CLINIC INC	21OECHVS01CBI	YEAR 1 Home Visiting Services - BASE \$405,000 SID 12603,	Y	\$109,671	\$19,025	\$0	\$128,696	7/1/2021	8/31/2023	\$962,885	\$935,166	\$27,719
Office of Early Childhood	CLIFFORD W BEERS GUIDANCE CLINIC INC	22OECMHV01CBI	MIECHV ARPA	N	\$0	\$385,536	\$0	\$385,536	11/1/2022	9/30/2024	\$440,612	\$385,536	\$55,077
Office of Early Childhood	CLIFFORD W BEERS GUIDANCE CLINIC INC	23OECHVS01CBI	SFY24 HV BASE SID12603 \$494,678.71	Y	\$505,857	\$9,620	\$0	\$515,477	7/1/2023	6/30/2024	\$524,311	\$515,477	\$8,834
Office of Early Childhood	COMMUNITY RENEWAL TEAM INC	22OECDC01CRT	Transitional Week Child Day Care	N	\$1,535,352	\$0	\$0	\$1,535,352	6/27/2022	6/30/2025	\$5,338,929	\$2,972,406	\$2,366,523
Office of Early Childhood	CONNECTICUT CHILDREN'S MEDICAL CENTER	23OECB23P1CCS	Service Payments \$54,000 from SID 20513	N	\$0	\$31,500	\$0	\$31,500	7/1/2023	6/30/2026	\$54,000	\$31,500	\$22,500
Office of Early Childhood	CONNECTICUT CHILDRENS ALLIANCE INC	22OECMHVP1CCA	MIECHV ARPA	N	\$0	\$242,086	\$0	\$242,086	11/1/2022	9/30/2024	\$826,344	\$242,086	\$584,258
Office of Early Childhood	CONNECTICUT CHILDRENS MEDICAL CENTER	21OECDS01CMCR	B23 expand Bridging the Gap Research project to provide	N	\$82,501	\$0	\$0	\$82,501	3/1/2021	2/28/2024	\$154,417	\$130,874	\$23,543
Office of Early Childhood	CREATIVE INTERVENTIONS LLC	20OECB2301CIL	20OECB2302CIL Birth to Three	Y	\$2,356,065	\$82,600	\$0	\$2,438,665	7/1/2020	6/30/2025	\$13,026,245	\$9,761,664	\$3,264,581
Office of Early Childhood	CREATIVE ME LLC	23OECITX01CME	IT Exp Space Reimburs	Y	\$110,754	\$0	\$0	\$110,754	7/1/2023	6/30/2025	\$221,508	\$110,754	\$110,754
Office of Early Childhood	CTDATA COLLABORATIVE	23OECHSCP1CDC	23OECHSCP1CDC FY 24, 7/5/23-1/31/24, SID 22510, \$39,650.00	E	\$0	\$39,650	\$0	\$39,650	7/5/2023	1/31/2024	\$39,650	\$39,650	\$0
Office of Early Childhood	EAST SHORE DISTRICT HEALTH DEPT	23OECHVS01ESD	SFY24 HV BASE SID 12603 \$456,231.56	Y	\$468,268	\$15,400	\$0	\$483,668	7/1/2023	6/30/2024	\$485,199	\$483,668	\$1,532
Office of Early Childhood	EASTCONN	20OECB2301ECN	20OECB2301ECN Birth to Three	Y	\$723,503	\$69,530	\$0	\$793,033	7/1/2020	6/30/2025	\$4,027,015	\$3,009,718	\$1,017,297
Office of Early Childhood	EASTCONN	21OECGER01ECT	FFY 22 \$1,068,406 GEER iPad tracking and Early Childhood	N	\$0	\$2,072,367	\$0	\$2,072,367	10/1/2021	9/30/2026	\$3,638,721	\$3,638,721	\$0
Office of Early Childhood	EASTER SEAL REHABILITATION CENTER OF	20OECB2301ESW	20OECB2301ESW Birth to Three	Y	\$101,285	\$0	\$0	\$101,285	7/1/2020	3/31/2024	\$2,000,000	\$762,934	\$1,237,066
Office of Early Childhood	EDADVANCE	20OECB2301ECI	20OECB2301ECI Birth to Three	Y	\$1,734,196	\$174,880	\$0	\$1,909,076	7/1/2020	6/30/2025	\$8,044,840	\$6,161,825	\$1,883,015
Office of Early Childhood	EDADVANCE	21OECHVS01ECI	YEAR 1 - BASE \$2,186,748 SID 22683, INCENTIVES \$87,470 SID	Y	\$562,906	\$188,396	\$0	\$751,302	7/1/2021	7/31/2023	\$4,785,349	\$4,681,882	\$103,467

POS FY 2024 Report Detail by Agency

Agency	Supplier Name	Contract ID #	Contract Description	Competitive ₁	Payments				Terms				
					General Fund	Federal Fund	Other Fund ₂	Total FY 2024 ₃	Contract Begin Date	Contract Expire Date	Cumulative Contract Total Amount ₄	Cumulative Contract Payments ₅	Cumulative Contract Balance Remaining ₆
Office of Early Childhood	EDADVANCE	22OECMHV01ECI	MIECHV ARPA	N	\$0	\$238,228	\$0	\$238,228	11/1/2022	9/30/2024	\$272,260	\$238,228	\$34,033
Office of Early Childhood	EDADVANCE	23OECHVS01ECI	SFY 24 HV BASE SID12603 BASE \$1,071,791.14	Y	\$1,127,853	\$1,290,724	\$0	\$2,418,577	7/1/2023	6/30/2024	\$2,447,989	\$2,418,577	\$29,412
Office of Early Childhood	EMPOWERED BEGINNINGS LLC	19OECOR01EMB	OEC Doula supports for incarcerated women at York	E	\$0	\$3,576	\$0	\$3,576	7/1/2019	5/31/2023	\$43,139	\$42,406	\$733
Office of Early Childhood	EMPOWERED BEGINNINGS LLC	23OECOR01EMB	23OECOR01EMB Doula Support \$121,360.00 SID 20394	N	\$0	\$161,360	\$0	\$161,360	7/1/2023	6/30/2024	\$161,360	\$161,360	\$0
Office of Early Childhood	EXCHANGE CLUB CENTER FOR THE PREVENTION	21OECHVS01HFK	YEAR 1 SFY22 - BASE \$776,214 SID 12603, INCENTIVE \$31,048	Y	\$0	\$13,018	\$0	\$13,018	7/1/2021	6/30/2023	\$1,698,487	\$1,692,329	\$6,158
Office of Early Childhood	EXCHANGE CLUB CENTER FOR THE PREVENTION	23OECHVS01HFK	SFY24 HV BASE: \$812,411.65 SID: 12603.	Y	\$835,072	\$26,110	\$0	\$861,182	7/1/2023	6/30/2024	\$865,189	\$861,182	\$4,007
Office of Early Childhood	FAMILY & CHILDRENS AGENCY INC	21OECHVS01FCY	YEAR 1 Home Visiting Services - BASE \$1,095,204 SID 12603, A1	Y	\$0	\$9,102	\$0	\$9,102	7/1/2021	6/30/2023	\$2,399,444	\$2,317,436	\$82,008
Office of Early Childhood	FAMILY & CHILDRENS AGENCY INC	23OECHVS01FCY	SFY24 HV SID 12603 BASE \$1,148,368.69	Y	\$1,180,720	\$25,590	\$0	\$1,206,310	7/1/2023	6/30/2024	\$1,223,214	\$1,206,310	\$16,904
Office of Early Childhood	FAMILY CENTERED SERVICES OF CT INC	21OECHVS01FCS	YEAR 1 - BASE \$1,280,498 SID 12603 AND \$330,752 SID 22683,	Y	\$53,931	\$321,507	\$0	\$375,438	7/1/2021	7/31/2023	\$3,221,376	\$2,965,505	\$255,870
Office of Early Childhood	FAMILY CENTERED SERVICES OF CT INC	23OECHVS01FCS	SFY24 HV BASE SID 12603 \$702,669.46	Y	\$738,023	\$756,741	\$0	\$1,494,764	7/1/2023	6/30/2024	\$1,509,348	\$1,494,764	\$14,584
Office of Early Childhood	FAMILY CENTERS INC	21OECHVS01FCG	YEAR 1 - BASE \$1,113,765 SID 12603; A1 added \$32,659.95 due	Y	\$0	\$22,948	\$0	\$22,948	7/1/2021	6/30/2023	\$2,428,656	\$2,402,237	\$26,419
Office of Early Childhood	FAMILY CENTERS INC	22OECDC01FCG	Transitional Week Child Day Care	N	\$566,617	\$0	\$0	\$566,617	6/27/2022	6/30/2025	\$1,949,673	\$1,115,586	\$834,087
Office of Early Childhood	FAMILY CENTERS INC	23OECHVS01FCG	SFY24 HV SID 12603 BASE \$1,156,159.22	Y	\$1,156,159	\$27,130	\$0	\$1,183,289	7/1/2023	6/30/2024	\$1,227,617	\$1,183,289	\$44,328
Office of Early Childhood	FIRST STEP CHILD CARE & LEARNING CENTER	23OECITX01FSC	IT Exp Space Reimburs	Y	\$137,318	\$0	\$0	\$137,318	7/1/2023	6/30/2025	\$276,885	\$137,318	\$139,568
Office of Early Childhood	FRIENDS CENTER FOR CHILDREN INC	23OECITX01FCC	IT Exp Space Reimburs	Y	\$68,096	\$0	\$0	\$68,096	7/1/2023	6/30/2025	\$138,443	\$68,096	\$70,346
Office of Early Childhood	FUN PLACE EDUCATION LLC	23OECITX01FPL	IT Exp Space Reimburs	Y	\$106,254	\$0	\$0	\$106,254	7/1/2023	6/30/2025	\$221,508	\$106,254	\$115,254
Office of Early Childhood	HALL NEIGHBORHOOD HOUSE INC	22OECDC01HNNH	Transitional Week Child Day Care	N	\$1,527,807	\$0	\$0	\$1,527,807	6/27/2022	6/30/2025	\$4,676,979	\$2,949,504	\$1,727,475
Office of Early Childhood	HARC INC	20OECB2301HAR	20OECB2301HAR Birth to Three	Y	\$978,080	\$105,233	\$0	\$1,083,313	7/1/2020	6/30/2025	\$5,366,970	\$3,647,068	\$1,719,902
Office of Early Childhood	HOPE FOR NEW HAVEN INC	23OECITX01CER	I/T Expansion Space Reimburs	Y	\$629,397	\$0	\$0	\$629,397	7/1/2023	6/30/2025	\$1,297,944	\$629,397	\$668,547
Office of Early Childhood	HOSPITAL OF CENTRAL CONNECTICUT	21OECHVS01HCC	YEAR 1 Home Visiting Services - BASE \$840,000 SID 22683,	Y	\$0	\$321	\$0	\$321	7/1/2021	6/30/2023	\$1,852,869	\$1,819,116	\$33,753
Office of Early Childhood	HOSPITAL OF CENTRAL CONNECTICUT	23OECHVS01HCC	SFY22 HV BASE SID 12603 \$74,861.79	Y	\$103,100	\$844,090	\$0	\$947,190	7/1/2023	6/30/2024	\$950,492	\$947,190	\$3,302
Office of Early Childhood	HUMAN RESOURCES AGENCY OF	22OECDC01HRA	Transitional Week Child Day Care	N	\$555,015	\$0	\$0	\$555,015	6/27/2022	6/30/2025	\$3,798,330	\$1,442,347	\$2,355,983
Office of Early Childhood	INTERFAITH SOCIAL ACTION CORPORATION	22OECDC01INT	Transitional Week Child Day Care	N	\$803,901	\$0	\$0	\$803,901	6/27/2022	6/30/2025	\$2,533,314	\$1,596,405	\$936,909
Office of Early Childhood	KANGAROO'S KORNER INC	22OECDC01KAN	Transitional Week Child Day Care	N	\$178,850	\$0	\$0	\$178,850	6/27/2022	6/30/2025	\$542,726	\$353,767	\$188,959
Office of Early Childhood	KIDDIE CARE CLUBHOUSE LLC	23OECITX01KCC	Infant Toddler Expansion Program Reimbursement	E	\$14,189	\$0	\$0	\$14,189	12/1/2023	6/30/2025	\$41,877	\$14,189	\$27,689

POS FY 2024 Report Detail by Agency

Agency	Supplier Name	Contract ID #	Contract Description	Competitive ₁	Payments				Terms				
					General Fund	Federal Fund	Other Fund ₂	Total FY 2024 ₃	Contract Begin Date	Contract Expire Date	Cumulative Contract Total Amount ₄	Cumulative Contract Payments ₅	Cumulative Contract Balance Remaining ₆
Office of Early Childhood	KIDDIE CARE LEARNING CENTER LLC	23OECITX01KCL	IT Exp Space Reimburs	E	\$13,500	\$0	\$0	\$13,500	7/1/2023	11/30/2023	\$13,500	\$13,500	\$0
Office of Early Childhood	KIDZ TYME LEARNING CENTER LLC	23OECITX01KTL	IT Exp Space Reimburs	Y	\$328,266	\$0	\$0	\$328,266	7/1/2023	6/30/2025	\$886,032	\$328,266	\$557,766
Office of Early Childhood	LITTLE TOTS PLAYCARE	23OECITX01LTP	IT Exp Space Reimburs	Y	\$238,266	\$0	\$0	\$238,266	7/1/2023	6/30/2025	\$886,032	\$238,266	\$647,766
Office of Early Childhood	LUMIBILITY INC	20OECB2301SAR	20OECB2301SAR Birth to Three	Y	\$3,878,175	\$296,149	\$0	\$4,174,324	7/1/2020	6/30/2025	\$18,588,007	\$13,546,955	\$5,041,052
Office of Early Childhood	MANSFIELD TOWN TREASURER	22OECDC01MNS	Transitional Week Child Day Care	E	\$535,583	\$0	\$0	\$535,583	6/27/2022	6/30/2025	\$1,775,634	\$1,052,016	\$723,618
Office of Early Childhood	MERIDEN NEW BRITAIN BERLIN YMCA INC	23OECITX01NBY	IT Exp Space Reimburs	Y	\$499,149	\$0	\$0	\$499,149	7/1/2023	6/30/2025	\$1,329,048	\$499,149	\$829,899
Office of Early Childhood	MERIDEN TOWN TREASURER	22OECDC01MER	Transitional Week Child Day Care	E	\$936,834	\$0	\$0	\$936,834	6/27/2022	6/30/2025	\$2,957,135	\$2,015,800	\$941,334
Office of Early Childhood	MORNING GLORY EARLY LEARNING CENTER LLC	23OECITX01MGE	IT Exp Space Reimburs	Y	\$56,754	\$0	\$0	\$56,754	7/1/2023	6/30/2025	\$221,508	\$56,754	\$164,754
Office of Early Childhood	MOUNT OLIVE CHILD DEVELOPMENT CENTER INC	22OECDC01MTO	Transitional Week Child Day Care	N	\$1,532,030	\$0	\$0	\$1,532,030	6/27/2022	6/30/2025	\$8,424,441	\$3,575,683	\$4,848,759
Office of Early Childhood	MY FIRST STEPS GROUP CHILD CARE LLC	23OECITX01MFS	IT Exp Space Reimburs	Y	\$107,379	\$0	\$0	\$107,379	7/1/2023	6/30/2025	\$221,508	\$107,379	\$114,129
Office of Early Childhood	NAUGATUCK TOWN TREASURER	22OECDC01NAU	Transitional Week Child Day Care	E	\$396,001	\$0	\$0	\$396,001	6/27/2022	6/30/2025	\$1,266,657	\$783,529	\$483,128
Office of Early Childhood	NEW CANAAN TOWN TREASURER	22OECDC01NCN	Transitional Week Child Day Care	E	\$136,834	\$0	\$0	\$136,834	6/27/2022	6/30/2025	\$891,345	\$355,930	\$535,416
Office of Early Childhood	NEW ENGLAND CENTER FOR HEARING	20OECB2301NEC	20OECB2301NEC Birth to Three Deaf/Hard of Hearing Early	Y	\$179,441	\$0	\$0	\$179,441	7/1/2020	6/30/2025	\$777,024	\$492,714	\$284,310
Office of Early Childhood	NEW OPPORTUNITIES INC	22OECDC01NOP	Transitional Week Child Day Care	N	\$1,926,965	\$0	\$0	\$1,926,965	6/27/2022	6/30/2025	\$7,232,001	\$3,806,317	\$3,425,684
Office of Early Childhood	NEWTOWN TOWN TREASURER	22OECDC01NWT	Transitional Week Child Day Care	E	\$301,463	\$0	\$0	\$301,463	6/27/2022	6/30/2025	\$949,993	\$601,247	\$348,745
Office of Early Childhood	NORWALK TOWN TREASURER	22OECDC01NWK	Transitional Week Child Day Care	E	\$1,826,736	\$0	\$0	\$1,826,736	6/27/2022	6/30/2025	\$5,978,655	\$3,459,315	\$2,519,340
Office of Early Childhood	OUR LADY OF FATIMA CHILD CARE CENTER	22OECDC01OLF	Transitional Week Child Day Care	N	\$492,108	\$0	\$0	\$492,108	6/27/2022	6/30/2025	\$1,531,891	\$980,782	\$551,109
Office of Early Childhood	PLAINVILLE EARLY LEARNING CENTER	22OECDC01PLA	Transitional Week Child Day Care	N	\$387,359	\$0	\$0	\$387,359	6/27/2022	6/30/2025	\$1,188,705	\$772,977	\$415,728
Office of Early Childhood	PRECIOUS MEMORIES CHILDCARE CENTER LLC	23OECITX01PME	IT Exp Space Reimburs	Y	\$549,522	\$0	\$0	\$549,522	7/1/2023	6/30/2025	\$1,218,294	\$549,522	\$668,772
Office of Early Childhood	PROJECT INTERACT INC	20OECB2301PII	20OECB2301PII Birth to Three	Y	\$415,714	\$34,340	\$0	\$450,054	7/1/2020	6/30/2025	\$2,511,460	\$1,699,502	\$811,958
Office of Early Childhood	PROSPECT MANCHESTER HOSPITAL INC	21OECHV01PMH	YEAR 1 Home Visiting Services - BASE \$945,988 SID 22683,	Y	\$0	\$15,022	\$0	\$15,022	7/1/2021	6/30/2023	\$2,076,652	\$2,052,759	\$23,894
Office of Early Childhood	PROSPECT MANCHESTER HOSPITAL INC	22OECMHV01PMH	MIECHV ARPA Funds	N	\$0	\$179,375	\$0	\$179,375	11/1/2022	9/30/2024	\$205,000	\$179,375	\$25,625
Office of Early Childhood	PROSPECT MANCHESTER HOSPITAL INC	23OECHV01PMH	SFY22 HV BASE SID 12603 \$77,275.72	Y	\$106,142	\$941,723	\$0	\$1,047,865	7/1/2023	6/30/2024	\$1,060,454	\$1,047,865	\$12,589
Office of Early Childhood	PUBLIC CONSULTING GROUP LLC	21OECB2301PCG	Commercial Insurance claims support \$873,900 EIS billing	N	\$206,959	\$923,833	\$0	\$1,130,792	8/1/2021	6/30/2025	\$3,327,463	\$2,192,626	\$1,134,837
Office of Early Childhood	REACH OUT AND READ INC	23OECHV01ROR	provide books to children	N	\$0	\$87,000	\$0	\$87,000	3/1/2023	8/30/2024	\$166,000	\$87,000	\$79,000

POS FY 2024 Report Detail by Agency

Agency	Supplier Name	Contract ID #	Contract Description	Competitive ₁	Payments				Terms				
					General Fund	Federal Fund	Other Fund ₂	Total FY 2024 ₃	Contract Begin Date	Contract Expire Date	Cumulative Contract Total Amount ₄	Cumulative Contract Payments ₅	Cumulative Contract Balance Remaining ₆
Office of Early Childhood	REACHOUT INC	20OECB2301RCT	20OECB2301RCT Birth to Three	Y	\$736,975	\$39,750	\$0	\$776,725	7/1/2020	6/30/2025	\$5,019,226	\$2,765,532	\$2,253,694
Office of Early Childhood	REHABILITATION ASSOCIATES OF CONNECTICUT	20OECB2301RAC	20OECB2301RAC Birth to Three	Y	\$5,712,797	\$482,662	\$0	\$6,195,459	7/1/2020	6/30/2025	\$26,984,476	\$20,405,054	\$6,579,422
Office of Early Childhood	RIVERFRONT CHILDREN'S CENTER INC	22OECDC01RCC	Transitional Week Child Day Care	N	\$359,786	\$0	\$0	\$359,786	6/27/2022	6/30/2025	\$1,080,701	\$708,281	\$372,420
Office of Early Childhood	SB TRANSITIONAL SUB LLC	20OECB2301SBT	State SID 12192 Birth to Three services for families of children	N	\$0	\$45,200	\$0	\$45,200	5/1/2021	6/30/2025	\$6,686,614	\$45,200	\$6,641,414
Office of Early Childhood	SB TRANSITIONAL SUB LLC	21OECB2301SBT	State SID 12192 Birth to Three services for families of children	N	\$943,201	\$0	\$0	\$943,201	5/1/2021	6/30/2025	\$6,666,650	\$2,208,279	\$4,458,371
Office of Early Childhood	SOUTHFIELD CHILDRENS CENTER INC	22OECDC01SCC	Transitional Week of Care Child Day Care Southfield Children's	N	\$572,437	\$0	\$0	\$572,437	6/27/2022	6/30/2025	\$1,976,579	\$1,187,525	\$789,054
Office of Early Childhood	SPARKLER LEARNING INC	22OECB2501SPK	Sparkler app outreach, training & TA for early care & education	N	\$0	\$1,178,250	\$0	\$1,178,250	12/31/2022	12/30/2023	\$1,838,000	\$1,838,000	\$0
Office of Early Childhood	SPARKLER LEARNING INC	24OECB25P1SPK	Sparkler Learning App SID 29646	N	\$312,700	\$300,000	\$0	\$612,700	1/1/2024	9/30/2024	\$912,700	\$612,700	\$300,000
Office of Early Childhood	ST ANDREW'S UNITED METHODIST CHURCH	22OECDC01SAU	Transitional Week Child Day Care	N	\$277,650	\$0	\$0	\$277,650	6/27/2022	6/30/2025	\$847,801	\$555,491	\$292,310
Office of Early Childhood	ST MARKS DAY CARE CENTER	22OECDC01SMC	Transitional Week Child Day Care	N	\$696,480	\$0	\$0	\$696,480	6/27/2022	6/30/2025	\$2,879,030	\$1,580,339	\$1,298,691
Office of Early Childhood	STAYWELL HEALTH CARE INC	21OECB2301SHC	YEAR 1 - BASE \$800,000 SID 12603 ADD \$25,223.12 SFY COLA	Y	\$45,668	\$12,960	\$0	\$58,628	7/1/2021	12/30/2023	\$1,750,509	\$1,361,730	\$388,780
Office of Early Childhood	STAYWELL HEALTH CARE INC	23OECB2301SHC	SFY24 HV BASE SID 12603 \$443,874.99	Y	\$465,162	\$379,341	\$0	\$844,503	7/1/2023	6/30/2024	\$858,672	\$844,503	\$14,170
Office of Early Childhood	STUDENT PARENTING AND FAMILY	22OECDC01SPF	SFY 2023 Child Day Care	N	\$169,534	\$0	\$0	\$169,534	6/27/2022	6/30/2025	\$1,194,671	\$476,364	\$718,307
Office of Early Childhood	TEAM INC	22OECDC01TEM	Transitional Week Child Day Care	N	\$1,000,959	\$0	\$0	\$1,000,959	6/27/2022	6/30/2025	\$3,492,987	\$2,051,070	\$1,441,917
Office of Early Childhood	TERRYVILLE-PLYMOUTH DAY CARE CENTER INC	22OECDC01TER	Transitional Week Child Day Care	N	\$196,295	\$0	\$0	\$196,295	6/27/2022	6/30/2025	\$623,740	\$379,107	\$244,632
Office of Early Childhood	THAMES VALLEY COUNCIL FOR COMMUNITY	21OECB2301TVC	YEAR 1 Home Visiting Base YEAR 1 Home Visiting Services - BASE	Y	\$727,779	\$28,977	\$0	\$756,756	7/1/2021	8/31/2023	\$5,925,295	\$5,359,991	\$565,304
Office of Early Childhood	THAMES VALLEY COUNCIL FOR COMMUNITY	22OECDC01TVC	Transitional Week Child Day Care	N	\$3,686,526	\$0	\$0	\$3,686,526	6/27/2022	6/30/2025	\$13,809,568	\$7,127,514	\$6,682,054
Office of Early Childhood	THAMES VALLEY COUNCIL FOR COMMUNITY	23OECB2301TVC	SFY24 HV BASE SID 12603 \$968,749.93	Y	\$1,039,272	\$1,946,725	\$0	\$2,985,996	7/1/2023	6/30/2024	\$3,017,229	\$2,985,996	\$31,233
Office of Early Childhood	THE CHILD AND FAMILY GUIDANCE CENTER	21OECB2301CFG	YEAR 1 Home Visiting Services - BASE \$925,000 SID 22683	Y	\$0	\$15,838	\$0	\$15,838	7/1/2021	6/30/2023	\$2,022,129	\$1,805,864	\$216,265
Office of Early Childhood	THE CHILD AND FAMILY GUIDANCE CENTER	22OECMHV01CFG	MIECHV ARPA	N	\$0	\$22,095	\$0	\$22,095	11/1/2022	9/30/2024	\$176,762	\$88,381	\$88,381
Office of Early Childhood	THE CHILD AND FAMILY GUIDANCE CENTER	23OECB2301CFG	SFY24 HV BASE SID 12603 \$69,520.21	Y	\$94,829	\$917,250	\$0	\$1,012,079	7/1/2023	6/30/2024	\$1,027,970	\$1,012,079	\$15,891
Office of Early Childhood	THE CHILDREN'S COMMUNITY PROGRAMS	21OECB2301CCP	YEAR 1 Home Visiting Services - BASE \$334,261 SID 12603	Y	\$0	\$7,520	\$0	\$7,520	7/1/2021	6/30/2023	\$729,280	\$650,956	\$78,324
Office of Early Childhood	THE CHILDREN'S COMMUNITY PROGRAMS	23OECB2301CCP	SFY24 HV SID 12603 BASE \$348,333.64	Y	\$357,322	\$2,080	\$0	\$359,402	7/1/2023	6/30/2024	\$370,291	\$359,402	\$10,889
Office of Early Childhood	THE COMMUNITY ACTION AGENCY OF WESTERN	22OECDC01AWC	Transitional Week Child Day Care	N	\$1,209,688	\$0	\$0	\$1,209,688	6/27/2022	6/30/2025	\$3,095,449	\$1,975,079	\$1,120,370
Office of Early Childhood	THE CONNECTICUT INSTITUTE FOR THE BLIND	21OECGER01CIB	GEER SID 29589 Governor's Emergency Education Relief	N	\$0	\$40,000	\$0	\$40,000	10/1/2021	9/30/2024	\$120,000	\$120,000	\$0

POS FY 2024 Report Detail by Agency

Agency	Supplier Name	Contract ID #	Contract Description	Competitive ₁	Payments				Terms				
					General Fund	Federal Fund	Other Fund ₂	Total FY 2024 ₃	Contract Begin Date	Contract Expire Date	Cumulative Contract Total Amount ₄	Cumulative Contract Payments ₅	Cumulative Contract Balance Remaining ₆
Office of Early Childhood	THE CONNECTICUT INSTITUTE FOR THE BLIND	23OECB2301CIB	Assistive Technology device library maintenance and services	N	\$0	\$173,290	\$0	\$173,290	7/1/2023	6/30/2026	\$618,600	\$173,290	\$445,310
Office of Early Childhood	THE DIAPER BANK OF CONNECTICUT INC	22OECHVS01DBC	Emergency supply distribution to community agencies for Home	N	\$0	\$114,430	\$0	\$114,430	1/1/2022	9/30/2023	\$915,440	\$915,440	\$0
Office of Early Childhood	THE LEARNING STUDIO INC	23OECITX01LST	IT Exp Space Reimburs	Y	\$50,877	\$0	\$0	\$50,877	7/1/2023	6/30/2025	\$110,754	\$50,877	\$59,877
Office of Early Childhood	THE VILLAGE FOR FAMILIES & CHILDREN INC	21OECHVS01VFC	YEAR 1 - BASE \$1,838,954 SID 12603 AND \$956,046 SID 22683,	Y	\$0	\$3,663	\$0	\$3,663	7/1/2021	6/30/2023	\$6,108,365	\$5,915,291	\$193,074
Office of Early Childhood	THE VILLAGE FOR FAMILIES & CHILDREN INC	23OECHVS01VFC	SFY 24 HV BASE SID 12603 \$2,099,559.43	Y	\$2,161,606	\$922,508	\$0	\$3,084,114	7/1/2023	6/30/2024	\$3,106,284	\$3,084,114	\$22,170
Office of Early Childhood	THE WATERBURY YOUNG MEN'S CHRISTIAN	23OECITX01GWY	IT Exp Space Reimburs	Y	\$372,024	\$0	\$0	\$372,024	7/1/2023	6/30/2025	\$1,329,048	\$372,024	\$957,024
Office of Early Childhood	THERACARE	20OECB2301TRC	20OECB2301TRC Birth to Three	Y	\$1,266,464	\$93,834	\$0	\$1,360,298	7/1/2020	6/30/2025	\$17,236,237	\$5,803,980	\$11,432,257
Office of Early Childhood	THREE LITTLE BEARS DAY CARE LLC	23OECITX01TLB	IT Exp Space Reimburs	Y	\$192,695	\$0	\$0	\$192,695	7/1/2023	6/30/2025	\$387,639	\$192,695	\$194,945
Office of Early Childhood	TORRINGTON PRESCHOOL CENTER LLC	23OECITX01TPC	I/T Exp Space Reimburs	Y	\$67,500	\$0	\$0	\$67,500	7/1/2023	6/30/2024	\$135,000	\$67,500	\$67,500
Office of Early Childhood	TORRINGTON TOWN TREASURER	22OECDC01TOR	Transitional Week Child Day Care	E	\$298,488	\$0	\$0	\$298,488	6/27/2022	6/30/2025	\$949,993	\$596,785	\$353,207
Office of Early Childhood	TOWN OF BLOOMFIELD	22OECDC01BLM	Transitional Week Child Day Care	E	\$285,177	\$0	\$0	\$285,177	6/27/2022	6/30/2025	\$1,586,529	\$715,863	\$870,666
Office of Early Childhood	TOWN OF BRANFORD	22OECDC01BRN	Transitional Week Child Day Care	E	\$419,805	\$0	\$0	\$419,805	6/27/2022	6/30/2025	\$1,530,933	\$821,495	\$709,438
Office of Early Childhood	TOWN OF CHESHIRE	20OECB2301CPS	20OECB2301CPS Birth to Three	E	\$253,121	\$34,726	\$0	\$287,847	7/1/2020	6/30/2025	\$1,340,176	\$993,096	\$347,080
Office of Early Childhood	TOWN OF ENFIELD	22OECDC01ENF	Transitional Week Child Day Care	E	\$897,258	\$0	\$0	\$897,258	6/27/2022	6/30/2025	\$2,804,634	\$1,812,007	\$992,627
Office of Early Childhood	TOWN OF GUILFORD	22OECDC01GLF	Transitional Week Child Day Care	E	\$212,445	\$0	\$0	\$212,445	6/27/2022	6/30/2025	\$759,994	\$404,492	\$355,502
Office of Early Childhood	TOWN OF HAMDEN	22OECDC01HAM	Transitional Week Child Day Care	E	\$298,488	\$0	\$0	\$298,488	6/27/2022	6/30/2025	\$949,993	\$587,004	\$362,989
Office of Early Childhood	TOWN OF MANCHESTER	22OECDC01MAN	Transitional Week Child Day Care	E	\$541,313	\$0	\$0	\$541,313	6/27/2022	6/30/2025	\$1,706,687	\$1,053,052	\$653,636
Office of Early Childhood	TOWN OF NEW MILFORD	22OECDC01NML	Transitional Week Child Day Care	E	\$404,968	\$0	\$0	\$404,968	6/27/2022	6/30/2025	\$1,313,382	\$805,267	\$508,115
Office of Early Childhood	TOWN OF SOUTHWINGTON	22OECDC01SOU	Transitional Week Child Day Care	E	\$417,242	\$0	\$0	\$417,242	6/27/2022	6/30/2025	\$1,424,989	\$832,882	\$592,107
Office of Early Childhood	TOWN OF WALLINGFORD	22OECDC01WAL	Transitional Week Child Day Care	E	\$641,618	\$0	\$0	\$641,618	6/27/2022	6/30/2025	\$1,974,846	\$1,279,641	\$695,205
Office of Early Childhood	UNITED WAY OF CONNECTICUT INC	20OECB2301UWC	Birth to 3 Early Intervention System and Ages & Stages	N	\$0	\$477,195	\$0	\$477,195	7/1/2020	6/30/2025	\$2,480,000	\$1,769,543	\$710,457
Office of Early Childhood	UNITED WAY OF CONNECTICUT INC	22OECDF01UWC	SFY23 United Way Admin	N	\$14,587,322	\$0	\$0	\$14,587,322	7/1/2022	6/30/2025	\$44,431,235	\$28,941,643	\$15,489,592
Office of Early Childhood	VISITING NURSE ASSOCIATION OF RIDGEFIELD	23OECHVS01VNR	SFY24 HV BASE SID 12603 Base: \$544,765.23	Y	\$558,556	\$20,293	\$0	\$578,849	7/1/2023	6/30/2024	\$578,849	\$578,849	\$0
Office of Early Childhood	WEST HAVEN TOWN TREASURER	22OECDC01WHV	Transitional Week Child Day Care	E	\$755,815	\$0	\$0	\$755,815	6/27/2022	6/30/2025	\$2,538,359	\$1,507,483	\$1,030,876
Office of Early Childhood	WHEELER CLINIC INC	21OECHVS01WHC	YEAR 1 - BASE \$830,000 SID 22683 INCENTIVES \$33,200 SID	Y	\$0	\$11,640	\$0	\$11,640	7/1/2021	6/30/2023	\$1,810,080	\$1,534,939	\$275,141

POS FY 2024 Report Detail by Agency

Agency	Supplier Name	Contract ID #	Contract Description	Competitive ₁	Payments				Terms				
					General Fund	Federal Fund	Other Fund ₂	Total FY 2024 ₃	Contract Begin Date	Contract Expire Date	Cumulative Contract Total Amount ₄	Cumulative Contract Payments ₅	Cumulative Contract Balance Remaining ₆
Office of Early Childhood	WHEELER CLINIC INC	23OECHVS01WHC	SFY 24 HV BASE SID 12603 \$59,283.50	Y	\$79,229	\$776,180	\$0	\$855,409	7/1/2023	6/30/2024	\$876,805	\$855,409	\$21,396
Office of Early Childhood	WINDHAM REGIONAL COMMUNITY COUNCIL INC	22OECCDC01WRC	Transitional Week Child Day Care	N	\$107,980	\$0	\$0	\$107,980	6/27/2020	6/30/2025	\$506,663	\$267,522	\$239,141
Office of Early Childhood	WINSTED AREA CHILD CARE CENTER INC	22OECCDC01WIN	Transitional Week Child Day Care	N	\$457,596	\$0	\$0	\$457,596	6/27/2022	6/30/2025	\$1,427,989	\$907,189	\$520,800
Office of Early Childhood	YALE NEW HAVEN HOSPITAL	22OECHVS01YNH	Home Visiting Services - BASE \$1,000,000 & Rate Card \$40,000	Y	\$0	\$8,009	\$0	\$8,009	7/1/2022	6/30/2023	\$1,128,028	\$1,126,597	\$1,431
Office of Early Childhood	YALE NEW HAVEN HOSPITAL	23OECHVS01YNH	SFY24 HV BASE SID 16274 \$960,870.63	Y	\$1,018,459	\$0	\$0	\$1,018,459	7/1/2023	6/30/2024	\$1,024,418	\$1,018,459	\$5,959
Office of Early Childhood	YMCA OF METROPOLITAN HARTFORD INC	22OECCDC01GHY	Transitional Week Child Day Care	N	\$657,551	\$0	\$0	\$657,551	6/27/2022	6/30/2025	\$2,562,998	\$1,276,957	\$1,286,041
Office of Early Childhood	YWCA OF NEW BRITAIN	23OEITX01YNB	IT Exp Space Reimburs	Y	\$27,108	\$0	\$0	\$27,108	7/1/2023	6/30/2025	\$486,216	\$27,108	\$459,108
OEC TOTAL	148				\$111,195,087	\$20,139,250	\$0	\$131,334,336			\$476,464,828	\$310,329,450	\$166,135,378
GRAND TOTAL	1,523				\$2,182,546,653	\$566,419,619	\$29,463,293	\$2,778,429,565			\$11,457,307,880	\$8,353,888,957	\$3,103,418,923

1. The competitive column includes: Competitive solicitations listed as Y; Non-Competitive Solicitations listed as N; Contracts under \$50,000 or contracts with towns, cities, and political subdivisions listed as E, Qualification for services listed as Q, Mixed master contracts listed as M (All coding described in narrative).

2. The other fund column can include non-federal grants, pass through grants, bond funds, and restricted state grants.

3. The total FY 2024 column represents total payments for the combined general fund, federal fund, and other fund.

4. The cumulative contract total amount is an estimate of what the contract will cost throughout the entirety of its term.

5. The cumulative contract payments is the sum of all payments that have been made on a contract from the beginning of its term through the end of FY 2024.

6. The cumulative contract balance remaining is the difference between the cumulative contract total amount and the cumulative contract payment.