



STATE OF CONNECTICUT
OFFICE OF POLICY AND MANAGEMENT

REPORT TO THE GENERAL ASSEMBLY

Purchase of Service Contracts

Fiscal Year 2023

Jeffrey Beckham
Secretary
Office of Policy and Management
450 Capitol Avenue
Hartford, Connecticut 06106

Submitted September 29, 2023

This page is intentionally left blank



STATE OF CONNECTICUT
OFFICE OF POLICY AND MANAGEMENT

September 29, 2023

The Honorable Matthew Ritter
Speaker of the House
Connecticut General Assembly

The Honorable Vincent Candelora
House Minority Leader
Connecticut General Assembly

The Honorable Martin Looney
President Pro Tempore
Connecticut General Assembly

Type text here

The Honorable Kevin Kelly
Senate Minority Leader
Connecticut General Assembly

This report fulfills the statutory responsibility of the Office of Policy and Management pursuant to [C.G.S. § 4-70b](#) to report on the Purchase of Service (POS) contracting activity of State Agencies. In addition, C.G.S. §4-70b(c) requires that the report include an assessment of the aggregate financial condition of non-profit, community-based health and human service agencies that enter into POS contracts.

This report seeks to provide information to state legislators, policymakers, and the public about Health and Human Service State Agencies' Purchase of Service activity for State fiscal year 2023 as well as the aggregate financial condition of 63 nonprofit providers for 2022.

With gratitude,

A handwritten signature in blue ink that reads "Jeffrey Beckham".

Jeffrey Beckham
Secretary
Office of Policy and Management

TABLE OF CONTENTS

	Page
Introduction	3
A. Purpose	3
B. Background	3
C. Relevant Statutes.	3
D. Scope and Methodology	4
E. Recent Purchase of Service Activity	5
F. Specific Agency Human Service Procurement Models	7
G. Future Activities	11
H. Aggregate Financial Condition of Non-Profit Providers of POS Services	12
I. Inquiries	18
 Part I. POS Data	
A. POS FY 2023 and FY 2022 Contracts and Payment Comparison	19
B. POS FY 2023 Contracts Comparison by Agency	20
C. POS FY 2023 Summary Report by Agency	21
D. POS FY 2023 Report Detail by Agency	22

INTRODUCTION

A. Purpose

This document summarizes information regarding Purchase of Service (POS) contracting activity of State agencies for State Fiscal Year (SFY) 2023. As required by [Connecticut General Statutes \(C.G.S.\) Section 4-70b\(c\)](#), this report includes an assessment of the aggregate financial condition of a group of non-profit, community based health and human services agencies that enter into POS contracts. This report summarizes information regarding POS contracts for State Fiscal Year (SFY) 2023. It is important to note that the COVID-19 pandemic and its residual affects continue to impact the state agencies in order for them to meet demand for health services and limit service disruption to Connecticut residents, nonprofits, and businesses.

B. Background

A *Purchase of Service* (POS) contract is a contract between a state agency and a private provider organization or municipality for the purpose of obtaining direct health and human services for agency clients. The contract generally is not used for the sole purpose of purchasing administrative or clerical services, material goods, training and consulting services. POS contracts cannot be used to contract with individuals.

Using the Office of Policy and Management (OPM) standard contract template, an agency may enter into a POS contract for a single year or for multiple years. It may be either a competitive or non-competitive contract. A contract may cover a number of services and be amended for a variety of reasons during its term.

For SFY 2023, there were ten agencies in the current POS system: Department of Aging and Disability Services, Department of Children and Families, Department of Correction, Department of Developmental Services, Department of Housing, Department of Mental Health and Addiction Services, Department of Public Health, Department of Social Services, Division of Criminal Justice, and the Office of Early Childhood.

C. Relevant Statutes

[C.G.S. § 4-70b](#) requires OPM to “establish uniform policies and procedures for obtaining, managing and evaluating the quality and cost effectiveness of human services purchased from private providers.” Further, OPM is required to “ensure all state agencies which purchase human services comply with such policies and procedures” and to report annually to the General Assembly on the state’s purchase of service contracting activity.

[C.G.S. § 4-230 to 4-236](#) requires a non-profit organization that expends \$300,000 or more in state funds, in its fiscal year, to submit to a uniform audit within six months of the fiscal year end. OPM administers the State Single Audit for municipalities and non-profit entities. Additionally, OPM is required to “adopt regulations establishing uniform standards which prescribe the cost accounting principles to be used in the administration of state financial assistance by the recipients of such assistance.”

An [Attorney General’s opinion dated November 9, 2005](#) stated that there is no legal distinction between a POS contract and a Personal Service Agreement (PSA). It also stated that the statutes that apply to PSAs, [CGS §4-212](#) et seq., also apply to POS contracts.

D. Scope and Methodology

This report describes the contracting activities of executive branch agencies with respect to POS contracts for SFY 2023. Contracting activities of the legislative and judicial branches of state government are excluded from this report.

The POS data represented in this report is captured from Core-CT and the Statewide Analytical Reporting System (STARS). POS Agencies are required to enter a contract requisition into the eProcurement module within Core-CT. A workflow of approvers is built into the requisition system. After the final approval at OPM, the requisition is ready to become a contract. This functionality cuts down on duplicative entry and can be implemented as a completely paperless system.

OPM summarizes the information obtained from Core-CT and submits an annual report to the General Assembly. The data in this report represents POS contracts that were in effect during SFY 2023. POS contracts can range from a few months to several years in duration. Accordingly, the total dollar amount of a POS contract may represent several years of activity. Many POS contracts overlap during a fiscal year. For example, if a POS contract ends December 31st and a new contract starts with the same provider on January 1st, then two contracts (and two contract amounts) would be included in this report. Due to these factors, this report represents several years of POS contracting activity, not just annual activity.

The payment amounts presented in this report are payments made by State agencies to POS contractors during SFY 2023. Note that annual payment amounts are often substantially less than the cumulative total contract amounts. The cumulative contract amounts represent more than one year of contracting activity, while the payment amounts reflect the activity for SFY 2023. Accordingly, the annual payment amounts are a better gauge of the annual contract spend.

In SFY 2019, this report was modified to improve transparency and address past miscommunication about the prevalence of non-competitive procurements. The "exempt" (E) contract category was introduced to provide a more accurate overview of competitive contracting across the state. Pursuant to [C.G.S. § 4-214](#), contracts with an annual value of not more than \$20,000 are exempt from OPM approval. The exempt category applies to all contracts that do not need OPM approval per statute based on the dollar amount of the contract, and to towns and cities who have contracts with state agencies and receive pass-through funds. The "qualified" (Q) category applies to payments made under the Department of Developmental Services (DDS) contracts, which allow DDS clients to choose services from a list of qualified providers. The current Core-CT system does not provide the capabilities to select qualified and exempt contract types at this time. OPM works with agencies to manually identify contracts that fall under the exempt and qualified contract types and updates this report to ensure accuracy.

Starting in SFY 2020, the "mixed" (M) category was used in the Detail by Agency section of the SFY 2020 report for master contracts issued by the Department of Children and Families (DCF) and the Department of Mental Health and Addiction Services (DMHAS). These master contracts are consolidated contracts for a range of programs and services delivered by one provider, of which some programs within the contract are competitively bid, while other programs are not competitively bid. The Core-CT system does not have the capability to report contracts at the program level for competitive procurement. OPM, in collaboration with DMHAS and DCF, established the mixed category and manually identifies the contracts that fall under this category to ensure that the Detail by Agency section of the report is accurate. In future years, by working together with agencies and the Comptroller's Office, OPM

will continue to work on system enhancements to accurately report on the proportions of competitive and non-competitive procurement within a master contract.

E. Recent POS Activity

OPM continued to build and work on several initiatives in FY 2023 to strengthen agency capacity for competitive procurements and to address the non-competitive solicitations despite the effects of the pandemic, as discussed further below.

Sole-Source Waiver Reports

OPM publishes a monthly report of approved sole-source waiver requests with their justification codes. This can be found on the [DAS State Contracting Portal](#) next to the Department of Administrative Services standardized transaction report (DAS version of sole-source waivers) and the [OPM Website](#). These reports also reflect a stricter requisition approval policy at OPM that requires more substantive justifications for all sole-source waivers and push-back on sole-source requests deemed suitable for competitive procurement. Justifications for sole-source waivers must be selected from OPM's approved list to ensure consistency within the sole-source waiver policy.

POS/PSA Procurement Plans

According to statutory requirements ([Public Act 19-117](#)), OPM collected FY 2024 – FY 2026 three year, forward looking procurement plans from all agencies entering into Purchase of Service (POS) contracts and Personal Service Agreements (PSA) to encourage proactive procurement planning, and published the plans to [OPM's website](#). These plans include information on whether agencies intend to competitively bid or request a sole-source waiver. This helps agencies prepare in advance for competitive procurements. These plans are used by OPM Finance staff to challenge agencies on any sole-source requisitions that were originally identified as contracts for competitive procurement. The public-facing nature of procurement plans creates transparency for Connecticut business and non-profit service providers. Organizations can anticipate upcoming opportunities and submit high-quality, competitively priced bids, resulting in a broadening of the State's pool of potential proposers.

Impact of COVID-19 Public Health Emergency on Competitive Procurement

COVID-19 continued to impact the State of Connecticut, health and human services agencies, in SFY 2023. The state agencies effectively reacted to the post COVID-19 pandemic emergency needs and have procured goods and services to best meet the needs of the people of Connecticut. The nature of the COVID-19 pandemic shifted in the State but still required continued procurement of goods and services including testing, vaccination, housing supports, childcare, and residential programs, among others. Due to the COVID-19 public health concerns, the process of a competitive procurement continued to put the life, health, and safety of our residents at risk. The federal economic stimulus bill, American Rescue Plan Act (ARPA), funds continue to be used to support economic recovery from COVID-19 resulting in more non-competitive procurement contracts among the health and human services agencies. The non-competitive procurements did increase by 76 contracts from SFY 22 to SFY 23, but the percentage of the total spend, in SFY 23, reduced by a full percentage point from SFY 22. The increase in non-competitive procurement contracts did not impact the combined total payments made under both competitive and qualified POS contracts as they increased a full percentage point. OPM considers the increase in the

share of competitive and qualified spending to be a result of the economy recovering from the COVID-19 pandemic throughout SFY 2023.

As the State agencies and the population they serve continue to recover from the COVID-19 pandemic and ARPA funding continues to be expensed, OPM will continue to focus on competitive procurement with agencies' ongoing need for critical flexibility and support. Even without the challenges presented by the COVID-19 pandemic, the largest non-competitive POS contracts deliver clinical, evidence-based, inpatient, and residential care to vulnerable populations—services for which competitive contracting is not always the best option due to the need to ensure continuity of care and a highly limited number of qualified providers. It is important to note that OPM's competition numbers do not reflect the contracting activity of the Department of Administrative Services (DAS). In fiscal year 2023, DAS competitively procured 95.5% of its contracts. That percentage increases to 96.4% when COVID-19 procurements are removed.

The total amount spent under POS contracts increased in SFY 2023 by \$259 million from the previous fiscal year which is represented by the combined total of Competitive and Qualified POS contracts that increased \$171 million or 2%. In review of the general fund spending within the Competitive contracts grew by 1% increase amounting to \$44M which is maintaining the year over year competitive rate with signs of improvement. The increase in competitive spending is concentrated amongst the Department of Disability Services (DDS), the Department of Social Services (DSS) and the Department of Housing (DOH).

Procurement Initiatives

OPM continues to invest in long-term improvements to POS procurement systems that will facilitate the return of competition as Connecticut's recovery from Covid-19 continues. OPM will continue to focus on non-competitive procurements among POS agencies through a number of procurement support, transparency, and training initiatives outlined below. This strategy allows agencies to develop the capacity to manage competitive procurement cycles in two ways. It empowers the procurement staff and creates templates that lower the cost of investment typically associated with competitive procurement. Several of these initiatives are outlined below.

- Work with the CORE-CT team to enhance procurement modules that will allow agencies to be more efficient with their time and in competitive procurements.
- Revised Procurement Standards to include current legislative changes that in turn streamline parts of the procurement process.
- Representation at State Contracting Standards Board meetings.
- Expanded collaborative relationships with sister agencies by incorporating feedback from agencies on new OPM procurement initiatives, providing ad hoc support on Request for Proposal (RFP) writing and procurement process questions, and working with DAS to establish procurement best practices across the state.

Procurement Training

OPM continues to offer agency specific procurement trainings along with a list of readily available online trainings located on the OPM website for agencies to use to support their staff training.

The State Contracting Standards Board (SCSB) is now fully staffed, inclusive of a trainer position, and are moving forward with their procurement training program, per [C.G.S. 4e-5](#), to be rolled out mid FY 2024. The SCSB has reached out to both OPM and DAS regarding the trainings that OPM and OPM are provide to state agencies. OPM and DAS will continue to engage in open communication with the SCSB regarding their training programs.

Streamline Procurement Process

In collaboration with the OPM General Counsel and the Office of the Attorney General, OPM published and distributed the amended statutory forms and contract language to bring the State into compliance with [Public Act 22-40](#) and [Public Act 21-2](#).

OPM's legislative proposal on procurement successfully passed, enhancing the PSA and POS procurement process. The approved legislative changes to [C.G.S 4-214 through 4-216](#) resulted in OPM's approval thresholds increasing from more than \$20,000 to \$50,000 and the removal of the one-year provision. This will allow agencies to concentrate on competitively procuring their larger dollar valued contracts. This legislative change will go into effect January 1, 2024.

F. Specific Agency Human Service Procurement Models

Although this report highlights aggregated data on POS procurements across the state, each health and human service agency operates under different service models. This may result in data outcomes for competitive contracting that are difficult to generalize or compare across agencies. Human service procurement is different than traditional goods and services procurement, as it involves the submission of proposals by vendors to compete on a range of evaluation criteria (such as cost, quality and company history). Human service procurements are often constrained by set rates, costs, and qualifications that providers must meet. In addition, many agencies procure at the program level rather than by provider. This means a group of programs are competitively rebid at one time, impacting multiple providers, which results in amendments to master contracts. These amendments add or remove programs to a provider's current suite of services. Rarely is a provider's entire range of state services competitively rebid at one time. Some other agencies utilize a process in which clients can choose their provider from a list of pre-qualified entities. While a standard RFP is not issued, these agencies conduct a thorough ongoing evaluation process to ensure continued quality and allow individuals to conduct their own "competitive procurement" each time they choose a provider.

Due to these differences, each agency in the POS system supplied additional background information to characterize their procurement service models. OPM has inserted the agency information in order to better understand data outcomes in the overall report. However, we note that this information reflects the views, perspectives, and processes of the agencies, and OPM has included footnotes to provide its perspective where appropriate. It is also important to remember that each of these agencies' normal procurement processes and procedures were interrupted due to the demands imposed by the Covid-19 pandemic.

Department of Aging and Disability Services (ADS)

The mission of the agency is to maximize opportunities for the independence and well-being of people with disabilities and older adults in Connecticut. Agency programs, policies, and practices are designed to promote independent living, education, employment, and access, through four major bureaus:

Rehabilitation Services, Education and Services for the Blind, Disability Determination and Organizational Support.

ADS administers over 29 legislatively authorized programs. By statute ADS is the state agency responsible for administering multiple programs under federal legislation, including the Older Americans Act, Rehabilitation Act, Assistive Technology Act, and the Social Security Act. ADS uses approximately 100 POS contracts to support the agency mission and the provision of services. POS contract services are provided through regional agencies on aging, independent living centers, community rehabilitation providers, and other non-profit organizations. ADS conducts competitive procurements in accordance with the department's OPM-approved procurement plan and federal and/or state funding guidelines.

Department of Children and Families (DCF)

DCF contracts with approximately 90 private not-for-profit contractors to deliver approximately 80 different types of community-based, home-based and congregate care service types. The service types funded through these POS contracts comprise the network of behavioral health, child welfare, prevention and support services for the populations DCF is mandated to serve. DCF currently uses a "master" contract format in which anywhere from one (1) to forty (40) different, separately funded individual programs (comprised of any combination of the 80 service types in our array) are contained in one consolidated contract with the same provider. The majority of these contracts, which encompass 330 individual programs, range in term from one (1) to three (3) years with termination dates staggered to ensure that all contracts are not expiring within the same timeframe. The Department's procurement schedule is based on the individual service types within the contract, not a contract's expiration date or the number of programs contained in the contract. As a service type comes up for rebid, the individual programs of that type in the master contracts are terminated in each contract (leaving the remaining programs in the contract active) and new bids are solicited for programs of that service type.

DCF uses a 3-pronged approach to procurement. All new service types are initially procured through RFP; all new individual programs added within an existing service type are initially procured through RFP and all service types are rebid per the Department's approved Procurement Schedule. The Department's goal is to ensure that every service type is rebid at least every 10 years.¹ This timeframe is based on a number of contributing factors including resources and limited staffing, continuity of care for the children of the State of Connecticut, the costs associated with procurement (transition and closeout of terminating programs and implementation and training costs for newly awarded programs) and the stability of DCF's provider network (staff retention, infrastructure, bonding, etc.). Based on this timeframe, in previous annual reports, DCF had labeled all services rebid within the last 10 years as competitive. As of SFY 2020, in compliance with new OPM guidance intended to improve the accuracy of reporting on competitive POS procurement, DCF now only labels services as competitive if they have been rebid within the last five years.

Department of Corrections (DOC)

DOC contracts with over 50 providers to deliver services ranging from technical, legal, ombudsmen, therapeutic, training, educational, and reentry support to medical and mental health services. The Strategic Planning Analysis Research and Contracts ("SPARC") team reviews information with Parole and DOC Health, Addiction, Volunteer, Programs & Treatment, Legal, Operations, and Education Units and uses utilization data, facility wait lists and trending service needs of the offender population to identify

¹ In 2019, as a part of procurement reform efforts, OPM shifted to using three-year contracts with possibility of two one-year extensions.

areas and programs to best serve or address the need. If an existing contract is in place, that contract is used to address the identified need. Otherwise, SPARC initiates the development of an RFP for the identified services. The development of the RFP includes subject matter experts in the appropriate field within DOC (substance abuse, mental health, employment, women and children, medical, etc.).

In addition, DOC partners with other state agencies (e.g. Judicial Branch, DSS, DMHAS) when like programs and/or services are needed that will meet the requirements of the agency. This procurement partnership approach is beneficial to each agency because of its administrative efficiency and the programmatic value of pooling clients. Through this approach, DOC is best able to streamline the procurement process, while addressing changing client needs.

Department of Developmental Services (DDS)

DDS has over 280 POS contracts in place to deliver family supports ranging from residential services and in-home supports to employment assistance. The agency has a long history of providing individuals who receive DDS funded services with the opportunity to make choices in their personal lives. The DDS Mission Statement encourages individuals and their families to choose the provider best able to support their needs when entering the system. This is exemplified by DDS' portability policies and procedures allowing individuals in Residential and Day programs the ability to exercise choice by taking their funding and moving to another program. Individuals and families can use the funds to purchase services from any qualified provider.

Individuals choose their services from a list of DDS Qualified Providers available on the DDS website. New and existing DDS providers become qualified to provide services by following the qualification instructions located on the DDS website. Providers who are applying to become qualified to provide services are required to meet a standard set of minimum qualifications related to the service being applied for. Due to the natural competitiveness built into DDS' service system, which is supported by the control each individual has to choose his/her provider from a list of qualified providers, competitive procurement occurs each time a DDS individual chooses a service provider. There is an on-going quality evaluation process to ensure providers continually meet minimum qualifications.

Department of Mental Health and Addiction Services (DMHAS)

DMHAS contracts with over 130 private non-profit providers to deliver approximately 105 different community-based services ranging from behavioral health interventions to substance abuse prevention. These services are funded through a consolidated POS contract serving adults in over 850 different funded programs through these consolidated contracts. Under the consolidated contract, DMHAS may have as few as one program or as many as 40 programs funded in one contract, which carries a three-year contract term.

DMHAS contract unit continues to work with DMHAS program staff to redesign the procurement plan to ensure that the plan aligns with the current services, model and schedule that is appropriate procurement. When the Department plans to issue an RFP based on an OPM-approved procurement plan for a program contained in a consolidated contract, notice would be sent to the respective provider that those funds will be ending in their contract. Once the RFP has been completed and the programs have been identified for funding through the competitive process, the newly awarded program is assigned to the new provider and a new contract would be created. If the newly awarded program is with an existing provider, under contract, the existing provider contract will be amended or renewed (based on the specific date of award) to add the awarded program.

Department of Housing (DOH)

DOH has over 180 contracts with approximately 80 private non-profit providers to provide housing and services for vulnerable unstably housed populations. The majority of DOH's contracts support the state's response to homelessness with contracts ranging the spectrum from homeless outreach, diversion, shelter, and rapid rehousing to permanent supportive housing. DOH also funds programs to provide housing resources to individuals that are HIV positive or have AIDS as well as managing the state's Section 8 and Rental Assistance Programs. Since its inception in 2014, DOH has rebid all of its contracts and is currently investigating another round of rebidding to make service delivery in the homeless service system more effective, efficient and equitable.

DOH also recognizes the importance that housing stability has on clients of our sister state agencies. As a result, DOH has entered into agreements with DMHAS, DCF, DDS, Court Support Services Division (CSSD), and DSS to provide needed housing resources to create stability among our most vulnerable residents. In addition, DOH is exploring relationships with the State Department of Education and the Community College system to provide stable housing to allow households to focus on obtaining a quality education. The majority of these agreements have led to a competitive procurement process to find the most qualified non-profit agency to provide these vital services.

Department of Public Health (DPH)

DPH has approximately 200 Purchase of Service (POS) contracts that provide services to the public. These contracts are for services including health care and support services, testing, contact tracing, health education and prevention services as well as counseling services, to uninsured, underinsured, and underserved populations. Due to unique attributes associated with the provision of health services, such as licensing requirements, continuity of care, publicly supported physical sites, and the statutory relationship between DPH and municipal health departments, competitive procurement is not always possible.

When considering waiver for a competitive procurement for a particular service, the Department refers to OPM's waiver codes.

Department of Social Services (DSS)

DSS maintains more than 155 POS contracts for the provision of direct client services. Many of the existing contracts for direct client services have been coupled with the need for continuity of services along with approximately 60% of FY 2023 spend attributed to federal funding resulting in fewer competitive procurements. All contractors are monitored for compliance with program delivery requirements and fiscal accountability.

The DSS delivers and funds a wide range of programs and services as Connecticut's multi-faceted health and human services agency. DSS serves about one (1) million residents of all ages through twelve (12) field offices, central administration, and online and phone access options. DSS supports the health of over 850,000 residents through HUSKY health (Medicaid & Children's Health Insurance Program), including medical, dental, behavioral health, prescription medications, long-term services for the basic needs of children, families, older and other adults, persons of disabilities, including health care coverage, child support, long-term services and support, energy assistance, food and economic aid.

Office of Early Childhood (OEC)

OEC currently contracts with approximately 90 private not-for-profit contractors, federally qualified health centers, hospitals, local education authorities, and municipalities to deliver services that help young children and families thrive. The service types funded through these POS contracts comprise the networks of evidence-based home visiting and Part C of the Individuals with Disabilities Education Act (IDEA). These contracts range in term from three to five years. OEC's procurement plan ensures that services are constantly evaluated as to the cadence of their re-procurement. This timeframe is based on a number of contributing factors, including resources and staffing, continuity of service for enrolled children and families, the costs associated with procurement (transition and closeout of terminating programs and implementation and training costs for newly awarded programs) and the stability of OEC's provider networks.

OEC utilizes Outcome Rate Cards (ORC) within some POS contracts as a procurement tool to focus on outcome achievement and promote measurement. Through ORCs, OEC defines a menu of outcomes it is interested in achieving and the amount OEC is willing to pay each time the outcome is achieved by a contractor.

G. Future Activities

OPM will continue to strive for the enhancement of value and competition for the funds of Connecticut taxpayers. As the state maintains its focus on the economic and human impact of the COVID-19 pandemic, OPM is committed to working with agencies to ensure cost-effective, impactful, competitive procurement processes are maintained and strengthened. As urgent needs related to the pandemic subsides, OPM will be able to more accurately analyze the success of ongoing procurement initiatives to increase competitive bidding.

In particular, OPM will prioritize the following initiatives:

- Revising the POS Part II Template, CORE-CT contract language and DocuSign functionality according to [Public Act 23-16](#).
- Releasing updated and more user-friendly POS/PSA procurement standards to ensure a more consistent procurement approach by state agencies.
- Reviewing agency procurement plans, to ensure forecasted procurements accurately reflect agency plans for competitive procurement.
- Continuing coordination with DAS on opportunities to standardize procurement practices across both DAS and OPM procurement authorities.
- Creating and providing more trainings for agencies to improve their processes that will increase the States competitive contracting efforts.

OPM views these changes as critical in ensuring accountability to the taxpayers of Connecticut and achieving cost savings in future fiscal years.

H. Aggregate Financial Condition of Non-Profit Providers of POS Services

As indicated, [C.G.S. 4-70b\(c\)](#) requires OPM to provide an assessment of the financial condition of non-profit POS providers. For this report, OPM used the framework developed by the Commission on Non-Profit Health and Human Services in their review of the financial condition of these providers. The commission took a sample of 101 out of 490 health and human services providers that were required, due to expending \$100,000 or more in State funds, to conduct an audit for fiscal year 2009. The work group then tested the financial health of the sample group by using information from these audits to calculate various financial ratios specific to non-profits. The work group was also broken down by those with annual revenues less than \$2 million, those between \$2 million and \$10 million and those with revenues over \$10 million annually.

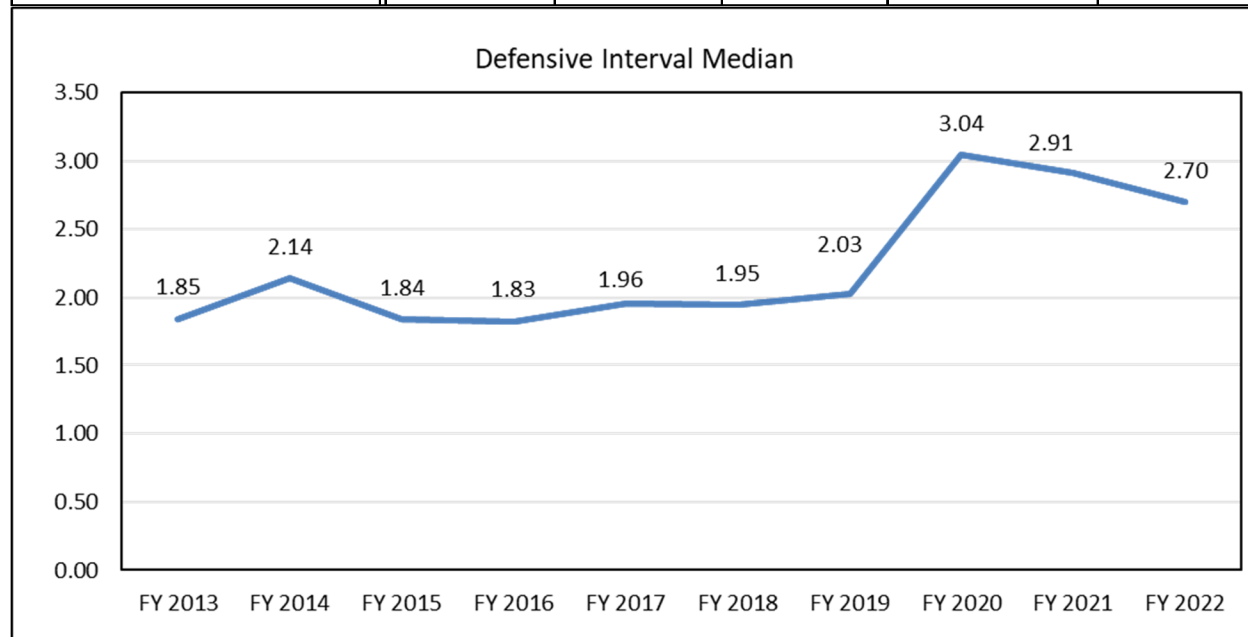
In seeking to replicate this work for this report, OPM has updated and continued to review the remaining 63 non-profit providers' audits for fiscal year 2022 which has reduced from 83 providers in FY 2013. The number of non-profit providers has decreased as a combination of providers no longer have contracts with the State and a number of providers did not meet the threshold for income reporting criteria. The number of providers has also decreased due to acquisitions, mergers, and closures. The providers report for fiscal year 2022 reflect the financial reports received as of the issuance date of this report.

The financial ratios follow on the next page.

Defensive Interval: This is a measure of liquidity in which cash and other readily available funds are divided by average monthly expenses, which indicates how many months of expenses could be funded by an entity’s liquid assets if no additional funding was received.

The method of calculating each of these ratios along with a measure of what might be considered a substandard ratio is included in the table.

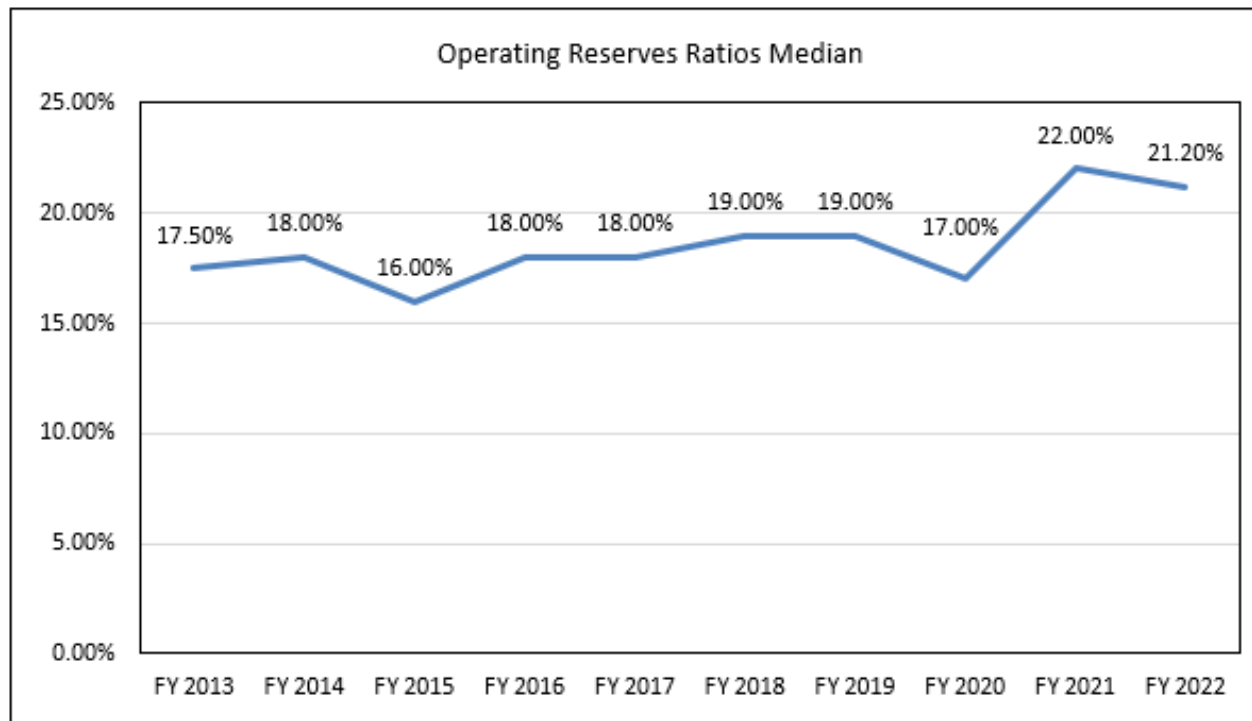
	All	Revenues Less than \$2m	Revenues \$2m to \$10m	Revenues \$10m +	
Defensive Interval	<i>Definition: (Cash + Marketable Securities + Receivable)/Average Monthly Expenses</i>				
Substandard Ratio*	# of Providers	Less than 1	Less than 1	Less than 1	Less than 1
Median FY 2013	83	1.85	1.51	2.15	1.92
Median FY 2014	83	2.14	2.00	2.60	1.93
Median FY 2015	82	1.84	1.34	1.57	1.98
Median FY 2016	81	1.83	1.22	1.65	2.20
Median FY 2017	75	1.96	0.87	2.54	2.12
Median FY 2018	68	1.95	1.47	2.63	1.95
Median FY 2019	67	2.03	1.45	2.03	2.25
Median FY 2020	69	3.04	2.84	3.19	3.11
Median FY 2021	66	2.91	2.22	3.07	2.84
Median FY 2022	63	2.70	2.18	2.89	2.63
# of Nonprofits sampled - 2022		63	7	25	31
# More than 3		25	3	12	10
# 1-3		35	2	12	21
# less than 1		3	2	1	0
2022: % with ratio more than 3		39.68%	42.86%	48.00%	32.26%
2022: % with ratio between 1 - 3		55.56%	28.57%	48.00%	67.74%
2022: % with ratio less than 1		4.76%	28.57%	4.00%	0.00%



*The designation of substandard ratios was developed by the Private Provider Cost Increases, Financial Condition & Sources of Revenue Work Group of the Commission on Non-Profit Health and Human Services based on their review of the literature. The exception is the Savings Indicator standard, which is based on work done by the Boston Foundation.

Operating Reserves Ratio: This measure compares the amount of reserves (available net assets) a non-profit has compared to its annual expenses, and helps indicate the ability of a provider to deal with unforeseen circumstances.

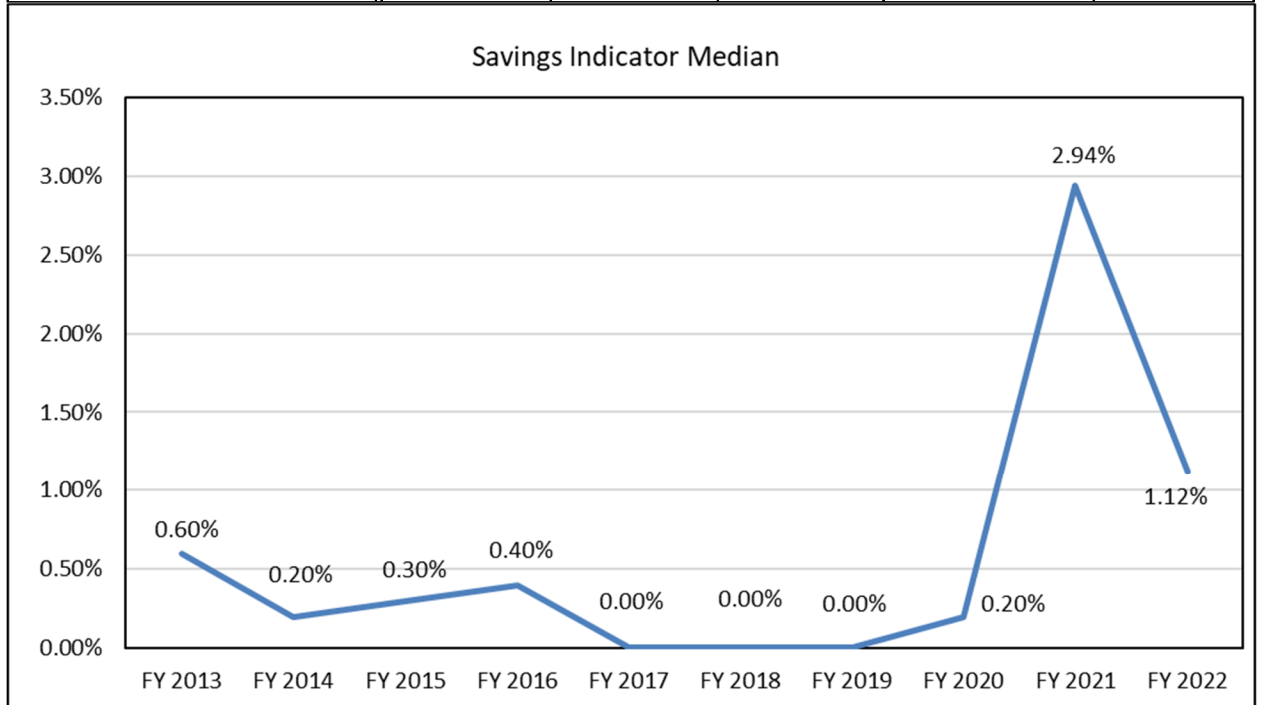
<i>Operating Reserves Ratio</i>	All	Revenues		Revenues	
		Less than \$2m	\$2m to \$10m	\$10m +	
<i>Substandard Ratio*</i>	<i>Definition: Operating Reserves/Annual Operating Expenses</i>				
	# of Providers	Less than 25%	Less than 25%	Less than 25%	Less than 25%
Median FY 2013	83	17.50%	12.50%	23.00%	16.90%
Median FY 2014	83	18.00%	21.40%	20.70%	17.80%
Median FY 2015	82	16.00%	13.00%	21.00%	13.00%
Median FY 2016	81	18.00%	14.00%	22.00%	18.00%
Median FY 2017	75	18.00%	8.00%	31.00%	18.00%
Median FY 2018	68	19.00%	0.30%	27.80%	17.30%
Median FY 2019	67	19.00%	0.00%	25.10%	18.50%
Median FY 2020	69	17.00%	5.00%	21.00%	15.00%
Median FY 2021	66	22.00%	14.00%	27.00%	20.00%
Median FY 2022	63	21.20%	7.00%	22.00%	21.00%
# of Nonprofits sampled - 2022		63	7	25	31
# more than 25%		29	3	12	14
# 10-25%		12	0	7	5
# 0-10%		15	3	4	8
# less than 0%		7	1	2	4
2022: % more than 25%		46.03%	42.86%	48.00%	45.16%
2022: % 10-25%		19.05%	0.00%	28.00%	16.13%
2022: % 0-10%		23.81%	42.86%	16.00%	25.81%
2022: % less than 0%		11.11%	14.29%	8.00%	12.90%



*The designation of substandard ratios was developed by the Private Provider Cost Increases, Financial Condition & Sources of Revenue Work Group of the Commission on Non-Profit Health and Human Services based on their review of the literature. The exception is the Savings Indicator standard, which is based on work done by the Boston Foundation.

Savings Indicator: This measure compares annual operating surpluses or losses against annual expenses. A positive ratio would indicate some level of increase in savings.

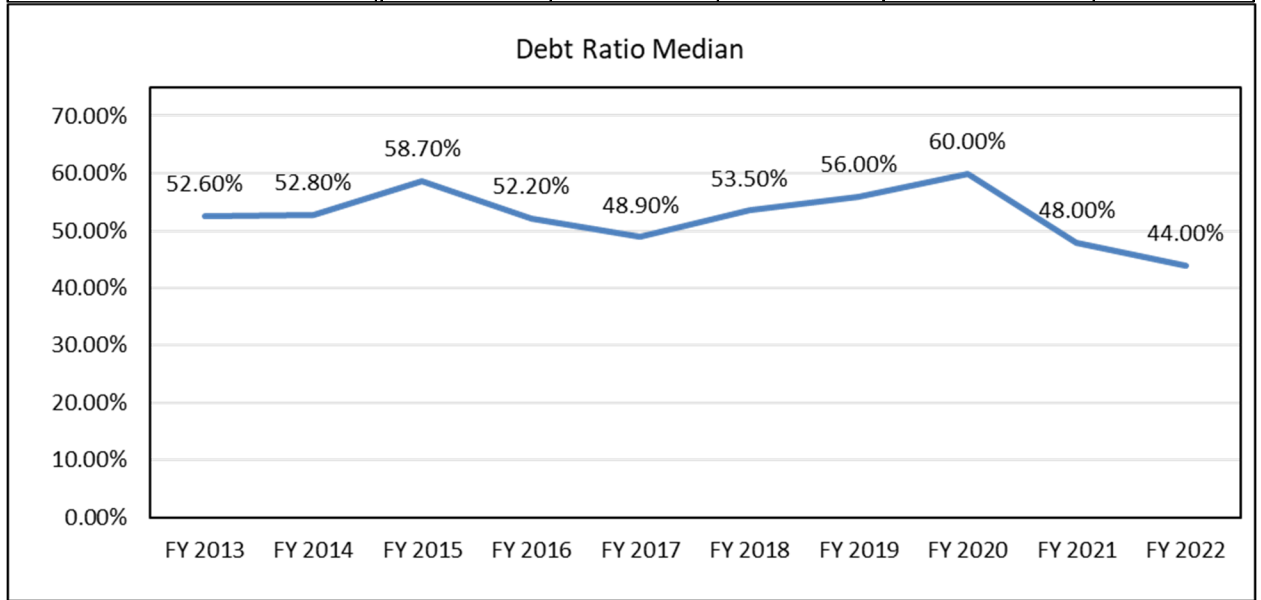
Savings Indicator	All	Revenues		Revenues	
		Less than \$2m	\$2m to \$10m	\$10m +	
	Definition: (Revenue - Expenses)/Total Expense				
Substandard Ratio*	# of Providers	Less than 2%	Less than 2%	Less than 2%	Less than 2%
Median FY 2013	83	0.60%	-0.10%	0.30%	0.60%
Median FY 2014	83	0.20%	3.30%	-0.10%	0.40%
Median FY 2015	82	0.30%	0.20%	-0.10%	0.60%
Median FY 2016	81	0.40%	-2.40%	0.50%	1.00%
Median FY 2017	75	0.00%	-2.10%	0.09%	0.03%
Median FY 2018	68	0.00%	0.00%	0.87%	0.00%
Median FY 2019	67	0.00%	0.00%	0.00%	0.00%
Median FY 2020	69	0.20%	2.20%	0.90%	-0.10%
Median FY 2021	66	2.94%	8.40%	0.70%	1.30%
Median FY 2022	63	1.12%	1.90%	1.00%	1.10%
# of Nonprofits sampled - 2022		63	7	25	31
# more than 5%		11	1	7	3
# 2-5%		15	2	4	9
# 0-2%		12	1	6	5
# less than 0%		25	3	8	14
2022: % more than 5%		17.46%	14.29%	28.00%	9.68%
2022: % 2-5%		23.81%	28.57%	16.00%	29.03%
2022: % 0-2%		19.05%	14.29%	24.00%	16.13%
2022: % less than 0%		39.68%	42.86%	32.00%	45.16%



*The designation of substandard ratios was developed by the Private Provider Cost Increases, Financial Condition & Sources of Revenue Work Group of the Commission on Non-Profit Health and Human Services based on their review of the literature. The exception is the Savings Indicator standard, which is based on work done by the Boston Foundation.

Debt Ratio: This measure compares total debt to total assets. The higher the percentage of debt, the less financial flexibility an entity has.

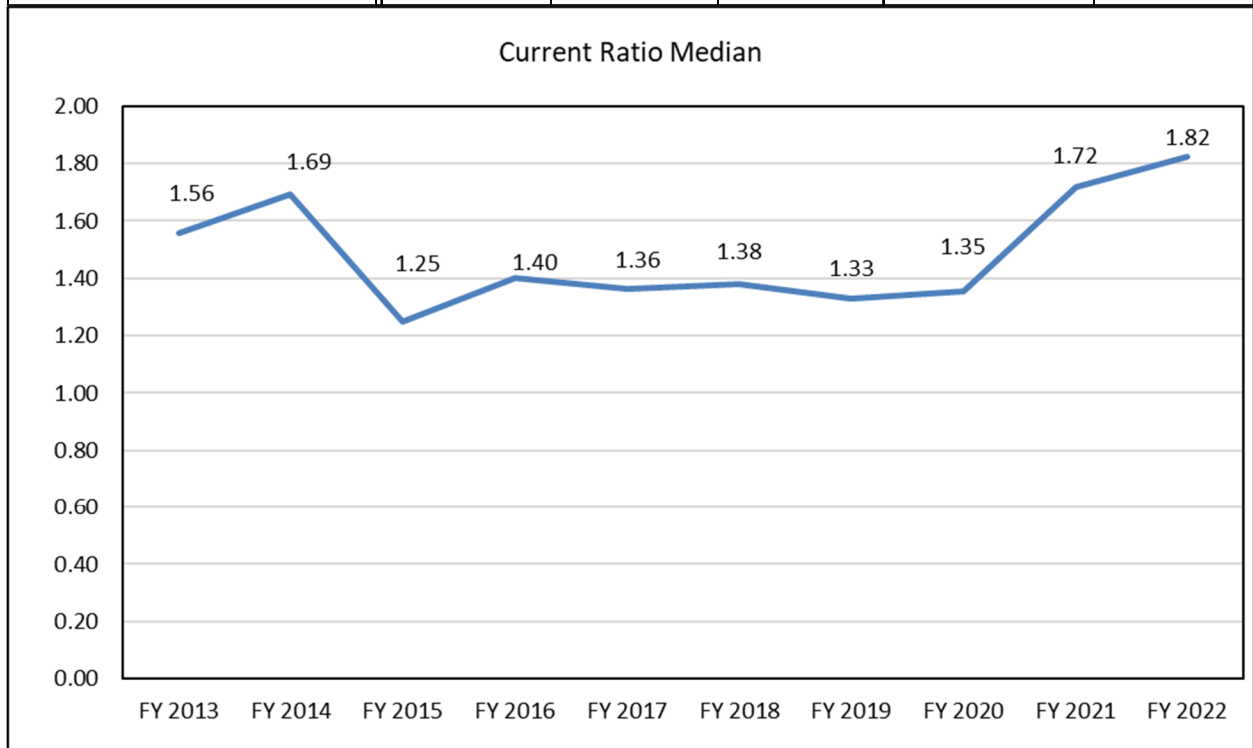
Debt Ratio	All	Revenues		Revenues	
		Less than \$2m	\$2m to \$10m	\$10m +	
Substandard Ratio*	Definition: Average Total Debt/Average Total Assets				
	# of Providers	Over 50%	Over 50%	Over 50%	Over 50%
Median FY 2013	83	52.60%	59.00%	36.90%	52.20%
Median FY 2014	83	52.80%	59.10%	45.70%	59.20%
Median FY 2015	82	58.70%	59.30%	45.90%	61.90%
Median FY 2016	81	52.20%	38.70%	49.70%	52.60%
Median FY 2017	75	48.90%	63.80%	45.20%	48.90%
Median FY 2018	68	53.50%	98.30%	49.70%	47.60%
Median FY 2019	67	56.00%	98.70%	56.70%	54.60%
Median FY 2020	69	60.00%	81.10%	60.00%	58.00%
Median FY 2021	66	48.00%	48.90%	42.40%	48.90%
Median FY 2022	63	44.00%	61.30%	48.40%	44.00%
# of Nonprofits sampled - 2022		63	7	25	31
# more than 100%		4	1	1	2
# 50-100%		24	2	10	12
# 25-50%		20	1	6	13
# 0-25%		15	3	8	4
2022: % more than 100%		6.35%	14.29%	4.00%	6.45%
2022: % 50-100%		38.10%	28.57%	40.00%	38.71%
2022: % 25-50%		31.75%	14.29%	24.00%	41.94%
2022: % 0-25%		23.81%	42.86%	32.00%	12.90%



*The designation of substandard ratios was developed by the Private Provider Cost Increases, Financial Condition & Sources of Revenue Work Group of the Commission on Non-Profit Health and Human Services based on their review of the literature. The exception is the Savings Indicator standard, which is based on work done by the Boston Foundation.

Current Ratio: This is another liquidity measure in which current (i.e. more liquid) assets are compared to current (i.e. more immediate) liabilities.

Current Ratio	Definition: Current Assets/Current Liabilities	All	Revenues Less than \$2m	Revenues \$2m to \$10m	Revenues \$10m +
		# of Providers	Under 2	Under 2	Under 2
Substandard Ratio*					
Median FY 2013	83	1.56	1.26	1.99	1.56
Median FY 2014	83	1.69	1.75	1.74	1.39
Median FY 2015	82	1.25	1.18	1.15	1.32
Median FY 2016	81	1.40	1.22	1.39	1.39
Median FY 2017	75	1.36	1.04	1.87	1.21
Median FY 2018	68	1.38	1.21	1.51	1.24
Median FY 2019	67	1.33	0.93	1.82	1.32
Median FY 2020	69	1.35	1.31	1.91	1.35
Median FY 2021	66	1.72	2.69	2.52	1.57
Median FY 2022	63	1.82	1.59	1.93	1.46
# of Nonprofits sampled - 2022		63	7	25	31
# 2 or more		29	3	12	14
# 1-2		27	3	9	15
# 0-1		7	1	4	2
2022: % with ratio of 2 or more		46.03%	42.86%	48.00%	45.16%
2022: % with ratio between 1 - 2		42.86%	42.86%	36.00%	48.39%
2022: % with ratio between 0 - 1		11.11%	14.29%	16.00%	6.45%



*The designation of substandard ratios was developed by the Private Provider Cost Increases, Financial Condition & Sources of Revenue Work Group of the Commission on Non-Profit Health and Human Services based on their review of the literature. The exception is the Savings Indicator standard, which is based on work done by the Boston Foundation.

I. Inquiries

For further information concerning this report, contact the following at OPM:

Kevin Meakem	Procurement Policy Development Coordinator	Kevin.Meakem@ct.gov	860-418-6313
Kimberly E. Kennison	Executive Financial Officer	Kimberly.Kennison@ct.gov	860-418-6422

For further information concerning the detailed contract data included in this report, contact the contracting state agency as follows:

Department of Aging and Disability Services	Amy Porter	Amy.Porter@ct.gov	860-424-4976
Department of Children and Families	Melanie Sparks	Melanie.Sparks@ct.gov	860-550-6545
Department of Correction	Michael Lettieri	Michael.Lettieri@ct.gov	860-692-6261
Department of Developmental Services	Sean Bannon	Sean.Bannon@ct.gov	860-418-6040
Department of Housing	Melvin Castillo	Melvin.Castillo@ct.gov	860-270-8220
Department of Mental Health & Addiction Services	Megan Sopelak	Megan.Sopelak@ct.gov	860-418-6838
Department of Public Health	Nick Jakubowski	Nicholas.Jakubowski@ct.gov	860-509-7225
Department of Social Services	Diana Speranza	Diana.Speranza@ct.gov	860-424-5728
Office of Early Childhood	Catherine Lenihan	Catherine.Lenihan@ct.gov	860-500-4436



FY 2023	Total # of Contracts	Percent	General Fund	Percent	Federal Fund	Percent	Other Fund ₃	Percent	Total Payments	Percent
Competitive (Y)	299	21.2%	\$281,637,380	22.0%	\$183,695,003	34.0%	\$8,434,271	1.1%	\$473,766,654	18.3%
Non-Competitive (N)	801	56.7%	\$663,548,630	51.8%	\$342,381,975	63.4%	\$39,471,822	5.2%	\$1,045,402,427	40.4%
Exempt (E) ₁	159	11.3%	\$23,041,304	1.8%	\$14,176,187	2.6%	\$1,836,737	0.2%	\$39,054,227	1.5%
Qualified (Q) ₂	153	10.8%	\$312,357,475	24.4%	\$0	0.0%	\$714,324,803	93.5%	\$1,026,682,278	39.7%
Total	1412	100%	\$1,280,584,789	100%	\$540,253,164	100%	\$764,067,633	100%	\$2,584,905,586	100%

FY 2022	Total # of Contracts	Percent	General Fund	Percent	Federal Fund	Percent	Other Fund ₃	Percent	Total Payments	Percent
Competitive (Y)	237	16.4%	\$237,639,263	21.0%	\$144,200,223	27.5%	\$63,336,489	9.5%	\$445,175,975	19.2%
Non-Competitive (N)	820	56.8%	\$591,354,361	52.2%	\$367,712,447	70.2%	\$28,469,961	4.3%	\$987,536,769	42.5%
Exempt (E) ₁	125	8.7%	\$19,157,316	1.7%	\$11,772,069	2.2%	\$807,339	0.1%	\$31,736,724	1.4%
Qualified (Q) ₂	262	18.1%	\$283,976,562	25.1%	\$0	0.0%	\$576,067,705	86.1%	\$860,044,267	37.0%
Total	1444	100%	\$1,132,127,502	100%	\$523,684,739	100%	\$668,681,494	100%	\$2,324,493,735	100%

1. Exempt contracts are no more than \$20,000, contracts with cities and towns for pass through funds and political subdivisions.
2. Qualified contracts are for new and existing DDS providers who qualified to provider services according to the qualification process.
3. The other fund column can include non-federal grants, pass through state grants, and restricted state grants.



Agency	# of Competitive Contracts	Competitive Payments	# of Non-Competitive Contracts ₁	Non-Competitive Payments	# of Exempt Contracts ₂	Exempt Payments	# of Qualified Contracts ₃	Qualified Payments	Total # of Contracts	Total Payments
Department of Aging and Disability Services	11	\$1,771,858	84	\$30,557,300	3	\$7,264	0	\$0	98	\$32,336,421
Department of Children and Families	17	\$21,098,743	71	\$234,408,193	2	\$296,540	0	\$0	90	\$255,803,476
Department of Correction	17	\$69,111,381	31	\$15,535,881	2	\$18,700	0	\$0	50	\$84,665,963
Department of Development Services	2	\$443,875	9	\$6,654,710	2	\$3,990	153	\$1,026,682,278	166	\$1,033,784,854
Department of Housing	134	\$229,955,136	36	\$25,529,751	2	\$621,245	0	\$0	172	\$256,106,133
Department of Mental Health & Addiction Services	27	\$8,392,717	337	\$375,817,166	5	\$184,999	0	\$0	369	\$384,394,883
Department of Public Health	37	\$8,094,408	67	\$63,859,348	120	\$20,053,504	0	\$0	224	\$92,007,261
Department of Social Services	14	\$77,886,534	121	\$252,186,655	0	\$0	0	\$0	135	\$330,073,189
Division of Criminal Justice	0	\$0	4	\$130,437	0	\$0	0	\$0	4	\$130,437
Office of Early Childhood	40	\$57,012,001	41	\$40,722,984	23	\$17,867,985	0	\$0	104	\$115,602,971
Total	299	\$473,766,654	801	\$1,045,402,427	159	\$39,054,227	153	\$1,026,682,278	1412	\$2,584,905,586

1. The Department of Mental Health and Addiction Services and The Department of Children and Families work with hundreds of services/programs and efficiently consolidate their contracts by each provider. While the number of non-competitive contracts may seem high, various services within a contract have indeed been procured through an RFP process. Due to system limitations, OPM is unable to report at the program level. Therefore, the detail by agency report identifies these contracts as "mixed contracts" using the letter "M" to properly classify these agencies contracts. The summary details above sort these "mixed contracts" into competitive and non-competitive statuses based on data in Core-CT, which does not properly classify the agencies contract mix percentages.

2. Exempt contracts are no more than \$20,000, contracts with cities and towns for pass through funds and political subdivisions.

3. Qualified contracts are for new and existing DDS providers who qualified to provider services according to a qualification process.



Agency	Total Contracts	Payments				Cumulative Contract Total Amount ₃	Cumulative Contract Payment ₄	Cumulative Contract Balance Remaining ₅
		General Fund	Federal Fund	Other Fund ₁	Total FY 2023 ₂			
Department of Aging and Disability Services	98	\$7,592,941	\$24,610,901	\$132,579	\$32,336,421	\$173,089,757	\$70,189,435	\$102,900,321
Department of Children and Families	90	\$213,220,938	\$40,306,137	\$2,276,401	\$255,803,476	\$845,119,406	\$655,104,533	\$190,014,873
Department of Correction	50	\$82,641,067	\$1,983,758	\$41,137	\$84,665,963	\$316,403,900	\$230,180,748	\$85,764,732
Department of Development Services	166	\$316,332,408	\$0	\$717,452,446	\$1,033,784,854	\$3,276,174,357	\$1,931,333,359	\$1,344,840,998
Department of Housing	172	\$104,619,354	\$146,704,866	\$4,781,913	\$256,106,133	\$1,320,279,331	\$1,060,106,852	\$260,172,480
Department of Mental Health & Addiction Services	369	\$317,269,983	\$56,401,971	\$10,722,929	\$384,394,883	\$1,163,971,327	\$807,925,835	\$356,045,492
Department of Public Health	224	\$13,233,602	\$50,673,062	\$28,100,597	\$92,007,261	\$490,705,777	\$298,695,842	\$192,009,935
Department of Social Services	135	\$128,890,924	\$200,622,635	\$559,630	\$330,073,189	\$2,302,908,546	\$1,548,505,218	\$754,403,328
Division of Criminal Justice	4	\$0	\$130,437	\$0	\$130,437	\$625,000	\$473,000	\$152,000
Office of Early Childhood	104	\$96,783,573	\$18,819,397	\$0	\$115,602,971	\$341,675,047	\$183,450,740	\$158,224,307
Total	1412	\$1,280,584,789	\$540,253,164	\$764,067,633	\$2,584,905,586	\$10,230,952,449	\$6,785,965,562	\$3,444,528,466

1. The other fund column can include non-federal grants, pass through state grants, bond funds, and restricted state grants.
2. The total FY 2023 column represents total payments for the combined general fund, federal fund, and other fund.
3. The cumulative contract total amount is an estimate of what the contract will cost throughout the entirety of its term.
4. The cumulative contract payment is the sum of all payments that have been made on a contract from the beginning of its term through the end of FY 2023.
5. The cumulative contract balance remaining is the difference between the cumulative contract total amount and the cumulative contract payment.



Agency	Supplier Name	Contract ID #	Contract Description	Competitive ₁	Payments				Terms				
					General Fund	Federal Fund	Other Fund ₂	Total FY 2023 ₃	Contract Begin Date	Contract Expire Date	Cumulative Contract Total Amount ₄	Cumulative Contract Payments ₅	Cumulative Contract Balance Remaining ₆
Department of Aging and Disability Services	ABILITY BEYOND DISABILITY INC	18SDR6201AC	18SDR6201AC-CRP	Y	\$21,298	\$0	\$0	\$21,298	9/1/2018	8/31/2023	\$1,714,814	\$138,974	\$1,575,840
Department of Aging and Disability Services	ACCESS INDEPENDENCE INC	17SDRADR01AIX	No Wrong Door services	N	\$0	\$5,916	\$0	\$5,916	9/30/2017	8/31/2022	\$144,217	\$128,977	\$15,240
Department of Aging and Disability Services	ACCESS INDEPENDENCE INC	20SDR6201HU	20SDR6201HU-Ind.Living	N	\$223,647	\$50,551	\$0	\$274,198	10/1/2020	9/30/2024	\$596,457	\$534,231	\$62,226
Department of Aging and Disability Services	ACCESS INDEPENDENCE INC	21SDR63901HU	21SDR63901HU Vaccine	N	\$0	\$21,782	\$0	\$21,782	12/1/2021	9/30/2022	\$46,582	\$46,582	\$0
Department of Aging and Disability Services	ACCESS INDEPENDENCE INC	22SDRCAP01AIX	22SDRCAP01AIX CHOICES 23128	N	\$0	\$22,393	\$0	\$22,393	11/1/2022	9/30/2024	\$112,378	\$22,393	\$89,985
Department of Aging and Disability Services	ACCESS INDEPENDENCE INC	22SDRMIPADR01AIX	22SDRMIPADR01AIX MIP ADR	N	\$0	\$26,209	\$0	\$26,209	9/1/2022	8/31/2026	\$140,000	\$26,209	\$113,791
Department of Aging and Disability Services	AGENCY ON AGING OF SOUTH CENTRAL	20SDRFED01SCA	20SDRFED01SCA-FED	N	\$0	\$3,299,908	\$0	\$3,299,908	10/1/2020	9/30/2025	\$16,591,193	\$8,063,350	\$8,527,843
Department of Aging and Disability Services	AGENCY ON AGING OF SOUTH CENTRAL	20SDRHIC01SCA	20SDRHIC01SCA-Choices	N	\$86,012	\$86,852	\$0	\$172,864	7/1/2020	6/30/2025	\$1,195,000	\$501,842	\$693,158
Department of Aging and Disability Services	AGENCY ON AGING OF SOUTH CENTRAL	20SDRMIP01SCA	20SDRMIP01SCA-MIPPA-21	N	\$0	\$42,157	\$0	\$42,157	9/1/2020	8/31/2023	\$215,000	\$90,188	\$124,812
Department of Aging and Disability Services	AGENCY ON AGING OF SOUTH CENTRAL	20SDRSMP01SCA	20SDRSMP01SCA Sr.Medicare	N	\$0	\$51,942	\$0	\$51,942	7/1/2020	6/30/2023	\$175,826	\$155,826	\$20,000
Department of Aging and Disability Services	AGENCY ON AGING OF SOUTH CENTRAL	22SDRARP01SCA	ARP-III B	N	\$0	\$535,000	\$0	\$535,000	4/1/2022	9/30/2024	\$2,860,462	\$535,000	\$2,325,462
Department of Aging and Disability Services	AGENCY ON AGING OF SOUTH CENTRAL	22SDRCOV01SCA	Vaccine Access - Administrative Costs	N	\$0	\$102,629	\$0	\$102,629	5/1/2022	9/30/2022	\$102,629	\$102,629	\$0
Department of Aging and Disability Services	AGENCY ON AGING OF SOUTH CENTRAL	22SDRSFA01SCA	AAA Support - Match	N	\$1,157,139	\$0	\$0	\$1,157,139	7/1/2022	6/30/2027	\$5,553,905	\$1,157,139	\$4,396,766
Department of Aging and Disability Services	AMERICAN SCHOOL FOR THE DEAF	22SDR6201AY	22SDR6201AY outreach to deaf	N	\$0	\$199,996	\$0	\$199,996	5/18/2022	12/31/2024	\$1,000,000	\$349,996	\$650,004
Department of Aging and Disability Services	AREA COOPERATIVE EDUCATIONAL SERVICES	19SDR6201BF	19SDR6201BF - EOP	N	\$3,117	\$0	\$0	\$3,117	3/1/2019	12/31/2025	\$36,000	\$11,989	\$24,011
Department of Aging and Disability Services	ASSOCIATES FOR TRAINING AND DEVELOPMENT	19SDRSCS01A4T	Senior Community Service Employment Program	Y	\$0	\$896,447	\$0	\$896,447	10/1/2019	6/30/2024	\$4,400,000	\$3,079,817	\$1,320,183
Department of Aging and Disability Services	ASSOCIATES FOR TRAINING AND DEVELOPMENT	21SDRSCSA4TD3FG	21SDRSCSA4TD3FG-Sr. Comm. Serv	N	\$0	\$52,500	\$0	\$52,500	5/25/2021	12/31/2022	\$222,056	\$126,210	\$95,846
Department of Aging and Disability Services	CAPITOL REGION EDUCATION COUNCIL	18SDR6202QW	18SDR6202QW-Asst. Tech.	N	\$0	\$25,926	\$0	\$25,926	10/1/2018	9/30/2024	\$214,000	\$122,799	\$91,201
Department of Aging and Disability Services	CAPITOL REGION EDUCATION COUNCIL	19SDR6202QW	19SDR6202QW EOP	N	\$433	\$297	\$0	\$730	3/1/2019	12/31/2021	\$65,000	\$25,862	\$39,138
Department of Aging and Disability Services	CENTER FOR MEDICARE ADVOCACY INC	21SDRHIC01CMA	21SDRHIC01CMA-medicare legal	N	\$634,117	\$7,000	\$0	\$641,117	7/1/2021	6/30/2024	\$1,756,305	\$1,226,552	\$529,753
Department of Aging and Disability Services	CHAPEL HAVEN SCHLEIFER CENTER INC	19SDR6201DP	19SDR6201DP-EOP	E	\$1,386	\$0	\$0	\$1,386	3/1/2019	12/31/2025	\$10,000	\$4,053	\$5,947
Department of Aging and Disability Services	CMPERRY VOCATIONAL & CONSULTING LLC	19SDR6203DS	19SDR6203DS-EOP	N	\$4,307	\$0	\$0	\$4,307	3/1/2019	12/31/2025	\$30,000	\$18,549	\$11,451
Department of Aging and Disability Services	CMPERRY VOCATIONAL & CONSULTING LLC	21SDR6203DS	21SDR6203DS CMPerry	N	\$0	\$0	\$12,515	\$12,515	9/16/2021	8/31/2024	\$20,000	\$18,728	\$1,272
Department of Aging and Disability Services	COLLEGE AUTISM SPECTRUM LLC	21SDR6203HX	21SDR6203HX-AutismSpec.Disord	E	\$0	\$4,638	\$0	\$4,638	4/1/2021	3/31/2025	\$17,500	\$10,325	\$7,175
Department of Aging and Disability Services	COMMUNICATION ADVOCACY NETWORK	21SDR8403GO	21SDR8403GO BESB22	N	\$101,138	\$0	\$0	\$101,138	7/1/2021	6/30/2024	\$424,059	\$184,206	\$239,853
Department of Aging and Disability Services	COMPTROLLER OF MARYLAND	23SDRCTP01UMD	CT Path.Intg.Employment	Y	\$0	\$657,830	\$0	\$657,830	5/1/2023	5/31/2027	\$6,015,422	\$657,830	\$5,357,592
Department of Aging and Disability Services	CONNECTICUT COMMUNITY CARE INC	20SDR6301CC	20SDR6301CC Fall prevention	N	\$0	\$0	\$119,898	\$119,898	10/1/2020	6/30/2026	\$354,648	\$207,398	\$147,250
Department of Aging and Disability Services	CONNECTICUT COMMUNITY CARE INC	22SDRAWC01CCC	CTAWC -21	N	\$0	\$91,667	\$0	\$91,667	8/1/2022	9/30/2024	\$216,667	\$91,667	\$125,000



Agency	Supplier Name	Contract ID #	Contract Description	Competitive ₁	Payments				Terms				
					General Fund	Federal Fund	Other Fund ₂	Total FY 2023 ₃	Contract Begin Date	Contract Expire Date	Cumulative Contract Total Amount ₄	Cumulative Contract Payments ₅	Cumulative Contract Balance Remaining ₆
Department of Aging and Disability Services	CONNECTICUT COMMUNITY CARE INC	22SDRRES01CCC	CROP	N	\$0	\$15,938	\$0	\$15,938	7/1/2022	12/31/2024	\$170,000	\$15,938	\$154,063
Department of Aging and Disability Services	CW RESOURCES INC	19SDR6201GQ	19SDR6201GQ-EOP	N	\$1,025	\$0	\$0	\$1,025	3/1/2019	12/31/2025	\$22,000	\$2,969	\$19,031
Department of Aging and Disability Services	DISABILITIES NETWORK OF EASTERN	18SDR6201HT	18SDR6201HT-CRP	Y	\$549	\$644	\$0	\$1,193	9/1/2018	8/31/2023	\$373,200	\$13,258	\$359,942
Department of Aging and Disability Services	DISABILITIES NETWORK OF EASTERN	20SDR6201HT	20SDR6201HT-Ind.Living	N	\$220,574	\$49,827	\$0	\$270,402	10/1/2020	9/30/2023	\$596,547	\$530,200	\$66,347
Department of Aging and Disability Services	DISABILITIES NETWORK OF EASTERN	21SDR63901HT	21SDR63901HT Vaccine	N	\$0	\$21,782	\$0	\$21,782	12/1/2021	9/30/2022	\$46,582	\$46,582	\$0
Department of Aging and Disability Services	EASTCONN	18SDR6201IK	18SDR6201IK-Asst.Tech.	N	\$0	\$30,604	\$0	\$30,604	10/1/2018	9/30/2024	\$284,000	\$132,873	\$151,127
Department of Aging and Disability Services	EASTER SEAL REHABILITATION CENTER OF	21SDR6201IN	21SDR6201IN-ESGW Driver Train state	N	\$1,994	\$0	\$0	\$1,994	4/19/2021	6/30/2021	\$24,000	\$22,642	\$1,358
Department of Aging and Disability Services	EASTER SEAL REHABILITATION CENTER OF	21SDR6211IN	21SDR6211IN-DriverTrain	N	\$26,303	\$0	\$0	\$26,303	8/1/2021	7/31/2023	\$100,000	\$30,328	\$69,672
Department of Aging and Disability Services	EASTERN CT AREA AGENCY ON AGING	17SDRCHS01ECA	Congregate housing services in Eastern CT	N	\$60,988	\$197,818	\$0	\$258,806	1/1/2017	12/31/2023	\$1,612,056	\$1,195,305	\$416,751
Department of Aging and Disability Services	EASTERN CT AREA AGENCY ON AGING	20SDRFED01ECA	20SDRFED01ECA Federal	N	\$0	\$4,083,275	\$0	\$4,083,275	10/1/2020	9/30/2025	\$16,777,189	\$9,024,007	\$7,753,182
Department of Aging and Disability Services	EASTERN CT AREA AGENCY ON AGING	20SDRHIC01ECA	20SDRHIC01ECA-Choices	N	\$86,011	\$89,492	\$0	\$175,503	7/1/2020	6/30/2025	\$1,195,000	\$514,131	\$680,869
Department of Aging and Disability Services	EASTERN CT AREA AGENCY ON AGING	20SDRMIP01ECA	20SDRMIP01ECA MIPPA 21	N	\$0	\$46,168	\$0	\$46,168	9/1/2020	8/31/2023	\$215,000	\$115,586	\$99,414
Department of Aging and Disability Services	EASTERN CT AREA AGENCY ON AGING	20SDRSMP01ECA	20SDRSMP01ECA Sr. Medicare	N	\$0	\$38,955	\$0	\$38,955	7/1/2020	6/30/2023	\$175,826	\$142,839	\$32,987
Department of Aging and Disability Services	EASTERN CT AREA AGENCY ON AGING	22SDRARP01ECA	ARP-III B	N	\$0	\$1,154,273	\$0	\$1,154,273	4/1/2022	9/30/2024	\$2,826,196	\$1,154,273	\$1,671,923
Department of Aging and Disability Services	EASTERN CT AREA AGENCY ON AGING	22SDRSFA01ECA	AAA Support	N	\$1,161,077	\$0	\$0	\$1,161,077	7/1/2022	6/30/2027	\$5,623,250	\$1,161,077	\$4,462,173
Department of Aging and Disability Services	EASTERSEALS CAPITAL REGION & EASTERN	18SDR6201IQ	18SDR6201IQ-CRP	Y	\$6,535	\$0	\$0	\$6,535	9/1/2018	8/31/2023	\$2,330,578	\$35,076	\$2,295,502
Department of Aging and Disability Services	GOODWILL INDUSTRIES OF SOUTHERN	19SDR6201IL	19SDR6201IL-EOP	N	\$3,096	\$0	\$0	\$3,096	3/1/2019	12/31/2025	\$40,000	\$14,548	\$25,452
Department of Aging and Disability Services	GOODWILL OF WESTERN AND NORTHERN	18SDR6201LD	18SDR6201LD-CRP	Y	\$32,972	\$0	\$0	\$32,972	9/1/2018	8/31/2023	\$2,782,696	\$68,780	\$2,713,916
Department of Aging and Disability Services	GREATER NEW HAVEN DISABILITY RIGHTS	20SDR6201LI	20SDR6201LI-Ind. Living	N	\$201,853	\$48,992	\$0	\$250,845	10/1/2020	9/30/2024	\$596,457	\$506,982	\$89,475
Department of Aging and Disability Services	GREATER NEW HAVEN DISABILITY RIGHTS	21SDR63901LI	21SDR63901LI Vaccine	N	\$0	\$21,782	\$0	\$21,782	12/1/2021	9/30/2022	\$46,582	\$46,582	\$0
Department of Aging and Disability Services	INDEPENDENCE NORTHWEST INC	17SDRADR01INW	No Wrong Door services	N	\$0	\$5,916	\$0	\$5,916	9/30/2017	8/31/2022	\$195,693	\$180,453	\$15,240
Department of Aging and Disability Services	INDEPENDENCE NORTHWEST INC	20SDR6201DI	20SDR6201DI-Ind. Living	N	\$225,238	\$42,796	\$0	\$268,034	10/1/2020	9/30/2024	\$596,457	\$529,227	\$67,230
Department of Aging and Disability Services	INDEPENDENCE NORTHWEST INC	21SDR63901DI	21SDR63901DI Vaccine	N	\$0	\$21,782	\$0	\$21,782	12/1/2021	9/30/2022	\$46,582	\$46,582	\$0
Department of Aging and Disability Services	INDEPENDENCE NORTHWEST INC	22SDRCAP01INW	sid-2318	N	\$0	\$35,829	\$0	\$35,829	11/1/2022	9/30/2024	\$112,379	\$35,829	\$76,550
Department of Aging and Disability Services	INDEPENDENCE NORTHWEST INC	22SDRMIPADR01INW	2023	N	\$0	\$26,209	\$0	\$26,209	9/1/2022	8/31/2026	\$140,000	\$26,209	\$113,791
Department of Aging and Disability Services	INDEPENDENCE UNLIMITED INC	17SDRADR01IUX	Aging and Disability Resource Center Program	N	\$0	\$6,000	\$0	\$6,000	9/30/2017	8/31/2022	\$33,940	\$28,700	\$5,240
Department of Aging and Disability Services	INDEPENDENCE UNLIMITED INC	20SDR6201NW	20SDR6201NW Ind.Living	N	\$210,082	\$39,995	\$0	\$250,077	10/1/2020	9/30/2024	\$596,457	\$508,277	\$88,179
Department of Aging and Disability Services	INDEPENDENCE UNLIMITED INC	21SDR63901NW	21SDR63901NW Vaccine	N	\$0	\$21,782	\$0	\$21,782	12/1/2021	9/30/2022	\$46,582	\$46,582	\$0



Agency	Supplier Name	Contract ID #	Contract Description	Competitive ₁	Payments				Terms				
					General Fund	Federal Fund	Other Fund ₂	Total FY 2023 ₃	Contract Begin Date	Contract Expire Date	Cumulative Contract Total Amount ₄	Cumulative Contract Payments ₅	Cumulative Contract Balance Remaining ₆
Department of Aging and Disability Services	INDEPENDENT LIVING SOLUTIONS LLC	18SDR6203AO	18SDR6203AO-CRP	Y	\$43,263	\$0	\$0	\$43,263	9/1/2018	8/31/2023	\$1,624,262	\$107,828	\$1,516,434
Department of Aging and Disability Services	MARRAKECH INC	19SDR6201QZ	19SDR6201QZ-EOP	N	\$557	\$0	\$0	\$557	3/1/2019	12/31/2025	\$35,000	\$4,248	\$30,752
Department of Aging and Disability Services	MIDSTATE ARC INC	19SDR6201RT	19SDR6201RT-EOP	N	\$3,169	\$0	\$0	\$3,169	3/1/2019	12/31/2025	\$39,000	\$12,816	\$26,184
Department of Aging and Disability Services	MIDSTATE ARC INC	20SDR6201RT	20SDR6201RT Asst. Technology	N	\$0	\$22,000	\$0	\$22,000	12/1/2020	9/30/2024	\$90,000	\$42,000	\$48,000
Department of Aging and Disability Services	NAMI OF CONNECTICUT INC	21SDRHIC01NAMI	21SDRHIC01NAMI-choices	N	\$15,746	\$0	\$0	\$15,746	8/1/2021	6/30/2024	\$43,089	\$30,109	\$12,980
Department of Aging and Disability Services	NEW ENGLAND LOW VISION	22SDR6203YF	22SDR6203YF Asst. Tech.	N	\$0	\$13,690	\$0	\$13,690	1/1/2022	9/30/2026	\$111,000	\$13,690	\$97,310
Department of Aging and Disability Services	NORTH CENTRAL AREA AGENCY ON AGING INC	20SDRFED01NCA	20SDRFED01NCA-FED	N	\$0	\$2,714,361	\$0	\$2,714,361	10/1/2020	9/30/2025	\$20,719,891	\$8,196,228	\$12,523,663
Department of Aging and Disability Services	NORTH CENTRAL AREA AGENCY ON AGING INC	20SDRHIC01NCA	20SDRHIC01NCA-Choices	N	\$86,011	\$87,330	\$0	\$173,341	7/1/2020	6/30/2025	\$1,195,000	\$508,192	\$686,808
Department of Aging and Disability Services	NORTH CENTRAL AREA AGENCY ON AGING INC	20SDRSMP01NCA	20SDRSMP01NCA Sr. Medicare	N	\$0	\$51,942	\$0	\$51,942	7/1/2020	6/30/2023	\$175,826	\$142,840	\$32,986
Department of Aging and Disability Services	NORTH CENTRAL AREA AGENCY ON AGING INC	22SDRCOV01NCA	Admin	N	\$0	\$64,035	\$0	\$64,035	5/1/2022	9/30/2022	\$128,072	\$64,035	\$64,037
Department of Aging and Disability Services	NORTH CENTRAL AREA AGENCY ON AGING INC	22SDRSFA01NCA	AAA Support - Match	N	\$1,347,575	\$0	\$0	\$1,347,575	7/1/2022	6/30/2027	\$6,342,390	\$1,347,575	\$4,994,815
Department of Aging and Disability Services	NORTHWEST REGIONAL WORKFORCE	21SDRSCSNRW1LK	21SDRSCSNRW1LK-SDA Virt.Train	N	\$0	\$85,985	\$0	\$85,985	4/1/2021	6/30/2023	\$272,299	\$176,413	\$95,886
Department of Aging and Disability Services	PROJECT GENESIS INC	18SDR6201VL	18SDR6201VL-CRP	Y	\$12,083	\$0	\$0	\$12,083	9/1/2018	8/31/2023	\$2,578,702	\$21,714	\$2,556,988
Department of Aging and Disability Services	RUSS MCDANIEL CARPENTRY	19SDR6203HD	19SDR6203HD-EOP	N	\$4,356	\$0	\$0	\$4,356	3/1/2019	12/31/2025	\$32,000	\$18,494	\$13,506
Department of Aging and Disability Services	SEABIRD ENTERPRISES INC	19SDR6201XA	19SDR6201XA-EOP	E	\$1,240	\$0	\$0	\$1,240	3/1/2019	12/31/2025	\$15,000	\$5,844	\$9,156
Department of Aging and Disability Services	SOUTHEASTERN EMPLOYMENT SERVICES LLC	18SDR6201XQ	18SDR6201XQ-CRP	Y	\$88,810	\$0	\$166	\$88,976	9/1/2018	8/31/2023	\$1,606,466	\$327,469	\$1,278,997
Department of Aging and Disability Services	SOUTHWESTERN CONNECTICUT AGENCY ON	20SDRFED01SWA	20SDRFED01SWA Federal	N	\$0	\$3,492,918	\$0	\$3,492,918	10/1/2020	9/30/2025	\$16,486,725	\$8,559,365	\$7,927,360
Department of Aging and Disability Services	SOUTHWESTERN CONNECTICUT AGENCY ON	20SDRHIC01SWA	20SDRHIC01SWA-Choices	N	\$86,011	\$91,375	\$0	\$177,386	7/1/2020	6/30/2025	\$1,195,000	\$519,983	\$675,017
Department of Aging and Disability Services	SOUTHWESTERN CONNECTICUT AGENCY ON	20SDRMIP01SWA	20SDRMIP01SWA-MIPPA-21	N	\$0	\$35,385	\$0	\$35,385	9/1/2020	8/31/2023	\$115,000	\$106,422	\$8,578
Department of Aging and Disability Services	SOUTHWESTERN CONNECTICUT AGENCY ON	20SDRSMP01SWA	20SDRSMP01SWA Sr. Medicare	N	\$0	\$51,942	\$0	\$51,942	7/1/2020	6/30/2023	\$175,826	\$155,826	\$20,000
Department of Aging and Disability Services	SOUTHWESTERN CONNECTICUT AGENCY ON	22SDRARP01SWA	ARP III B	N	\$0	\$1,221,415	\$0	\$1,221,415	4/1/2022	9/30/2024	\$2,835,137	\$1,930,199	\$904,938
Department of Aging and Disability Services	SOUTHWESTERN CONNECTICUT AGENCY ON	22SDRRES01SWA	22SDRRES01SWA-Alz	N	\$0	\$86,600	\$0	\$86,600	4/1/2022	12/31/2024	\$138,728	\$121,282	\$17,446
Department of Aging and Disability Services	STAR INC LIGHTING THE WAY	19SDR6201YO	19SDR6201YO-EOP	N	\$9,331	\$0	\$0	\$9,331	3/1/2019	12/31/2025	\$33,000	\$32,576	\$424
Department of Aging and Disability Services	THE ARC OF LITCHFIELD COUNTY INC	19SDR6201QB	19SDR6201QB-EOP	N	\$2,798	\$0	\$0	\$2,798	4/1/2019	12/31/2021	\$60,000	\$19,441	\$40,559
Department of Aging and Disability Services	THE ARC OF THE FARMINGTON VALLEY INC	19SDR6201KB	19SDR6201KB-EOP	N	\$5,142	\$0	\$0	\$5,142	4/1/2019	12/31/2025	\$36,000	\$21,934	\$14,066
Department of Aging and Disability Services	THE CENTER FOR ADVOCACY RESEARCH	19SDR6201DH	19SDR6201DH-EOP	N	\$14,306	\$0	\$0	\$14,306	3/1/2019	12/31/2025	\$380,000	\$66,616	\$313,384
Department of Aging and Disability Services	THE CONNECTICUT INSTITUTE FOR THE BLIND	17SDR6202OE	17SDR6202OE-Assistive Tech	N	\$0	\$144,508	\$0	\$144,508	4/15/2017	9/30/2024	\$1,499,333	\$592,404	\$906,929
Department of Aging and Disability Services	THE CONNECTICUT INSTITUTE FOR THE BLIND	21SDR8401FX	21SDR8401FX BESB	N	\$3,456	\$0	\$0	\$3,456	7/8/2021	6/30/2024	\$115,062	\$3,456	\$111,606



Agency	Supplier Name	Contract ID #	Contract Description	Competitive ₁	Payments				Terms				
					General Fund	Federal Fund	Other Fund ₂	Total FY 2023 ₃	Contract Begin Date	Contract Expire Date	Cumulative Contract Total Amount ₄	Cumulative Contract Payments ₅	Cumulative Contract Balance Remaining ₆
Department of Aging and Disability Services	THE KENNEDY COLLECTIVE INC	18SDR6201OY	18SDR6201OY-CRP	Y	\$4,925	\$0	\$0	\$4,925	9/1/2018	8/31/2023	\$1,633,920	\$33,135	\$1,600,785
Department of Aging and Disability Services	THE NEXT STREET LLC	21SDR6213HT	21SDR6213HT-Driver train	N	\$27,999	\$0	\$0	\$27,999	8/1/2021	7/31/2023	\$100,000	\$61,308	\$38,692
Department of Aging and Disability Services	UNITED CEREBRAL PALSY ASSOCIATION	17SDR6202AU	17SDR6202AU-Asst. Tech	N	\$0	\$117,500	\$0	\$117,500	6/1/2017	9/30/2024	\$945,000	\$280,337	\$664,663
Department of Aging and Disability Services	UNITED CEREBRAL PALSY ASSOCIATION	21SDR8402AU	21SDR8402AU-BESB	N	\$5,159	\$0	\$0	\$5,159	7/1/2021	6/30/2024	\$29,997	\$10,590	\$19,407
Department of Aging and Disability Services	VIABILITY INC	18SDR6201ES	18SDR6201ES-CRP	Y	\$6,336	\$0	\$0	\$6,336	9/1/2018	8/31/2023	\$402,340	\$34,712	\$367,628
Department of Aging and Disability Services	VISTA LIFE INNOVATIONS INC	19SDR6202BK	19SDR6202BK-EOP	N	\$5,321	\$0	\$0	\$5,321	3/1/2019	12/31/2025	\$70,000	\$27,405	\$42,595
Department of Aging and Disability Services	WESTERN CT AREA AGCY ON AGING	17SDRCH501WCA	Congregate housing services in Western CT	N	\$80,795	\$269,193	\$0	\$349,988	1/1/2017	12/31/2023	\$2,176,009	\$1,633,043	\$542,966
Department of Aging and Disability Services	WESTERN CT AREA AGCY ON AGING	20SDRFED01WCA	20SDRFED01WCA FED	N	\$0	\$2,738,308	\$0	\$2,738,308	10/1/2020	9/30/2025	\$17,326,245	\$8,283,794	\$9,042,451
Department of Aging and Disability Services	WESTERN CT AREA AGCY ON AGING	20SDRHIC01WCA	20SDRHIC01WCA-Choices	N	\$86,010	\$89,082	\$0	\$175,092	7/1/2020	6/30/2025	\$1,195,000	\$509,554	\$685,446
Department of Aging and Disability Services	WESTERN CT AREA AGCY ON AGING	20SDRMIP01WCA	20SDRMIP01WCA-MIPPA-21	N	\$0	\$63,355	\$0	\$63,355	9/1/2020	8/31/2023	\$215,000	\$103,361	\$111,639
Department of Aging and Disability Services	WESTERN CT AREA AGCY ON AGING	20SDRSMP01WCA	20SDRSMP01WCA Sr. Medicare	N	\$0	\$226,197	\$0	\$226,197	7/1/2020	6/30/2023	\$309,109	\$304,109	\$5,000
Department of Aging and Disability Services	WESTERN CT AREA AGCY ON AGING	22SDRARP01WCA	ARP-III B	N	\$0	\$722,654	\$0	\$722,654	4/1/2022	9/30/2024	\$2,806,827	\$722,654	\$2,084,173
Department of Aging and Disability Services	WESTERN CT AREA AGCY ON AGING	22SDRSFA01WCA	AAA Support Match	N	\$1,181,655	\$0	\$0	\$1,181,655	7/1/2022	6/30/2027	\$5,925,635	\$1,181,655	\$4,743,980
Department of Aging and Disability Services	WORKFORCE ALLIANCE INC	21SDRSCSWA1TK	21SDRSCSWA1TK emp. training	N	\$0	\$39,626	\$0	\$39,626	9/13/2021	12/31/2022	\$41,500	\$39,626	\$1,874
Total	98				\$7,592,941	\$24,610,901	\$132,579	\$32,336,421			\$173,089,757	\$70,189,435	\$102,900,321
Department of Children and Families	ADELBROOK COMMUNITY SERVICES INC	20DCF0099	Therapeutic Group Home - Potter House	N	\$3,214,781	\$0	\$0	\$3,214,781	7/1/2019	6/30/2024	\$15,098,089	\$11,571,246	\$3,526,843
Department of Children and Families	ADVANCED BEHAVIORIAL HEALTH INC	20DCF0260	MULTISYSTEMIC THERAPY (MST)	N	\$5,614,776	\$96,250	\$0	\$5,711,026	7/1/2019	6/30/2023	\$20,592,644	\$19,881,604	\$711,040
Department of Children and Families	ALLIANCE FOR COMMUNITY EMPOWERMENT INC	23DCF0084	N (TCC) - Therapeutic Child Care SFY23	N	\$343,058	\$0	\$0	\$343,058	3/21/2022	6/30/2025	\$1,029,174	\$343,058	\$686,116
Department of Children and Families	AMPS INC	23DCF0232	N (MDT) Multidisciplinary Team SFY23	N	\$52,878	\$0	\$0	\$52,878	7/1/2022	6/30/2025	\$158,634	\$52,878	\$105,756
Department of Children and Families	BAGS FOUNDATION CT INC	23DCF0397	C Urban Trauma Network SFY23	Y	\$0	\$104,167	\$0	\$104,167	9/1/2022	8/31/2024	\$250,000	\$104,167	\$145,833
Department of Children and Families	BHCARE INC	21DCF0140	N Outpatient Psychiatric Clinic for Children	N	\$406,171	\$673,292	\$0	\$1,079,463	7/1/2020	6/30/2024	\$2,914,756	\$2,508,585	\$406,171
Department of Children and Families	BOYS & GIRLS VILLAGE INC	21DCF0047	N (EDT) Extended Day Treatment SFY21	N	\$7,863,125	\$350,250	\$0	\$8,213,375	7/1/2020	6/30/2023	\$16,797,064	\$16,729,429	\$67,635
Department of Children and Families	BRIDGEPORT HOSPITAL	23DCF0279	N (ECS-CF) Early Childhood Services-Child First	N	\$926,203	\$211,636	\$0	\$1,137,839	7/1/2022	6/30/2025	\$3,293,872	\$1,137,839	\$2,156,033
Department of Children and Families	BRIDGES HEALTHCARE INC	23DCF0026	N (CC) Care Coordination SFY23	N	\$915,933	\$59,444	\$0	\$975,377	7/1/2022	6/30/2025	\$2,907,243	\$975,377	\$1,931,866
Department of Children and Families	CAPITOL REGION EDUCATION COUNCIL	21DCF0043	N (MDE) Multidisciplinary Evaluation Clinic	N	\$102,526	\$0	\$0	\$102,526	7/1/2020	6/30/2025	\$498,365	\$293,313	\$205,052
Department of Children and Families	CARELON BEHAVIORIAL HEALTH INC	21DCF0362	N Care Management Entity (CME) - SFY21	N	\$11,811,479	\$4,450,695	\$0	\$16,262,174	7/1/2020	6/30/2023	\$43,841,257	\$40,194,769	\$3,646,488
Department of Children and Families	CATHOLIC CHARITIES INC	22DCF0091	N Outpatient Psychiatric Clinic for Children	N	\$900,566	\$0	\$0	\$900,566	7/1/2021	6/30/2024	\$2,662,003	\$1,757,011	\$904,992
Department of Children and Families	CHARLOTTE HUNGERFORD HOSPITAL	19DCF0095	Outpatient Psychiatric Clinic for Children-2019	N	\$933,889	\$456,721	\$0	\$1,390,610	7/1/2018	6/30/2023	\$5,348,839	\$5,270,570	\$78,269



Agency	Supplier Name	Contract ID #	Contract Description	Competitive ₁	Payments				Terms				
					General Fund	Federal Fund	Other Fund ₂	Total FY 2023 ₃	Contract Begin Date	Contract Expire Date	Cumulative Contract Total Amount ₄	Cumulative Contract Payments ₅	Cumulative Contract Balance Remaining ₆
Department of Children and Families	CHILD AND FAMILY AGENCY OF SOUTHEASTERN	20DCF0001	N Outpatient Psychiatric Clinic for Children	N	\$5,809,823	\$2,130,298	\$0	\$7,940,121	7/1/2019	6/30/2024	\$30,627,343	\$23,306,346	\$7,320,997
Department of Children and Families	CHILD GUIDANCE CENTER OF MID-FAIRFIELD	21DCF0143	N (ECS-CF) Early Childhood Services-Child First	N	\$1,480,284	\$18,000	\$0	\$1,498,284	7/1/2020	6/30/2023	\$4,258,330	\$4,256,031	\$2,299
Department of Children and Families	CHILD HEALTH AND DEVELOPMENT INSTITUTE	21DCF0348	N Performance Improvement Center (PIC)	N	\$468,284	\$481,666	\$0	\$949,950	7/1/2020	6/30/2023	\$2,274,005	\$2,185,801	\$88,204
Department of Children and Families	CITY OF HARTFORD	23DCF0351	C (JRB) JUVENILE REVIEW BOARD SFY23	E	\$247,771	\$0	\$0	\$247,771	7/1/2022	6/30/2025	\$743,313	\$247,771	\$495,542
Department of Children and Families	CLICC INC	24DCF0398	N (LBM) Literacy-based Mentoring SFY23	N	\$0	\$11,802	\$0	\$11,802	6/1/2023	9/30/2023	\$47,207	\$11,802	\$35,405
Department of Children and Families	CLIFFORD W BEERS GUIDANCE CLINIC INC	20DCF0016	N Outpatient Psychiatric Clinic for Children	N	\$6,857,446	\$1,799,952	\$0	\$8,657,398	7/1/2019	6/30/2024	\$37,558,360	\$29,242,945	\$8,315,415
Department of Children and Families	COMMUNICARE INC	21DCF0356	N (CSF) COMMUNITY SUPPORT FOR FAMILIES	Y	\$1,140,781	\$58,750	\$0	\$1,199,531	7/1/2020	6/30/2023	\$3,418,623	\$3,357,414	\$61,209
Department of Children and Families	COMMUNITY CHILD GUIDANCE CLINIC INC	23DCF1022	N (MDT) Multidisciplinary Team SFY23	N	\$583,376	\$0	\$0	\$583,376	7/1/2022	6/30/2025	\$1,750,128	\$583,376	\$1,166,752
Department of Children and Families	COMMUNITY GUIDANCE CLINIC FOR CENTRAL	20DCF0051	N OUTPATIENT PSYCH. CLINIC FOR CHILDREN	Y	\$974,363	\$311,626	\$0	\$1,285,989	7/1/2019	6/30/2023	\$4,299,576	\$4,248,537	\$51,039
Department of Children and Families	COMMUNITY HEALTH CENTER INC	23DCF0041	N (Care C) CARE COORDINATION SFY23	N	\$1,785,271	\$294,619	\$0	\$2,079,890	7/1/2022	6/30/2025	\$5,800,432	\$2,079,890	\$3,720,542
Department of Children and Families	COMMUNITY HEALTH RESOURCES INC	23DCF0013	N (CC) Care Coordination SFY23	N	\$16,976,228	\$2,113,215	\$150,000	\$19,239,443	7/1/2022	6/30/2025	\$58,373,011	\$19,239,443	\$39,133,568
Department of Children and Families	COMMUNITY MENTAL HEALTH AFFILIATES INC	20DCF0053	N Outpatient Psychiatric Clinic for Children	N	\$5,413,780	\$453,560	\$0	\$5,867,340	7/1/2019	6/30/2023	\$22,679,647	\$21,290,021	\$1,389,626
Department of Children and Families	COMMUNITY RESOURCES FOR JUSTICE	23DCF0367	C IPV FAIR	Y	\$654,393	\$69,750	\$0	\$724,143	7/1/2022	6/30/2025	\$2,056,179	\$724,143	\$1,332,036
Department of Children and Families	CONNECTICUT ALLIANCE OF FOSTER AND	20DCF0082	N FOSTER AND ADOPTIVE PARENT SUPPORT	N	\$2,330,184	\$0	\$0	\$2,330,184	7/1/2019	6/30/2023	\$8,634,411	\$8,576,201	\$58,210
Department of Children and Families	CONNECTICUT CHILDRENS MEDICAL CENTER	22DCF0350	N Child Abuse Centers of Excellence - SFY22	N	\$875,703	\$251,750	\$0	\$1,127,453	7/1/2021	6/30/2024	\$3,133,966	\$2,036,087	\$1,097,879
Department of Children and Families	CONNECTICUT JUNIOR REPUBLIC ASSOCIATION	19DCF0006	2019 ACRA/ACC Region#5 - St	N	\$1,556,733	\$104,167	\$0	\$1,660,900	7/1/2018	6/30/2023	\$14,275,615	\$14,160,615	\$115,000
Department of Children and Families	CONNECTICUT YOUTH SERVICES ASSOCIATION	23DCF0358	N Juvenile Review Board: Support	N	\$640,537	\$0	\$0	\$640,537	7/1/2022	6/30/2025	\$1,921,611	\$640,537	\$1,281,074
Department of Children and Families	CORNELL SCOTT-HILL HEALTH CORPORATION	22DCF0023	N Outpatient Psychiatric Clinic for Children	N	\$568,619	\$0	\$0	\$568,619	7/1/2021	6/30/2024	\$1,676,674	\$1,108,055	\$568,619
Department of Children and Families	COVENANT TO CARE INC	23DCF0112	N (ASW) Adopt A Social Worker SFY23	N	\$179,370	\$95,275	\$0	\$274,645	7/1/2022	6/30/2025	\$823,935	\$274,645	\$549,290
Department of Children and Families	EASTER SEAL REHABILITATION CENTER OF	19DCF0055	N Foster Parent Support Medically Complex	Y	\$0	\$19,906	\$0	\$19,906	7/1/2018	6/30/2023	\$100,000	\$91,053	\$8,947
Department of Children and Families	FAMILY & CHILDRENS AGENCY INC	22DCF0054	N (CST) Caregiver Support Team SFY22	N	\$3,261,683	\$0	\$0	\$3,261,683	7/1/2021	6/30/2024	\$9,039,283	\$4,910,885	\$4,128,398
Department of Children and Families	FAMILY AND CHILDREN'S AID INC	23DCF0057	N Caregiver Support Team - Kinship Navigator	N	\$6,755,508	\$526,876	\$0	\$7,282,384	7/1/2022	6/30/2025	\$21,664,424	\$7,282,384	\$14,382,040
Department of Children and Families	FAMILY CENTERED SERVICES OF CT INC	21DCF0110	C Parenting Support Services (PSS) - SFY21	N	\$2,885,999	\$83,333	\$0	\$2,969,332	7/1/2020	6/30/2023	\$8,339,789	\$8,309,140	\$30,649
Department of Children and Families	FAVOR INC	21DCF0271	N Statewide Family Organization CRP	N	\$1,037,560	\$806,278	\$0	\$1,843,838	7/1/2020	6/30/2023	\$5,387,154	\$4,969,604	\$417,550
Department of Children and Families	FOCUS CENTER FOR AUTISM INC	23DCF0330	N (TGH) Therapeutic Group Home SFY23	N	\$1,072,916	\$0	\$0	\$1,072,916	7/1/2022	6/30/2025	\$3,248,356	\$1,072,916	\$2,175,440
Department of Children and Families	FULL CIRCLE YOUTH EMPOWERMENT INC	22DCF0376	N (Youth Emp) Youth Empowerment SFY22	N	\$491,421	\$0	\$0	\$491,421	7/1/2021	6/30/2024	\$1,449,042	\$957,621	\$491,421
Department of Children and Families	GBAPP INC	23DCF0329	N Outpatient Urban Trauma Network SFY23	N	\$0	\$83,333	\$0	\$83,333	11/1/2022	10/31/2024	\$250,000	\$83,333	\$166,667
Department of Children and Families	GENERATIONS FAMILY HEALTH CENTER INC	22DCF0281	N (MDE) Multidisciplinary Examination Clinic	N	\$136,020	\$0	\$0	\$136,020	7/1/2021	6/30/2024	\$401,079	\$265,059	\$136,020



Agency	Supplier Name	Contract ID #	Contract Description	Competitive ₁	Payments				Terms				
					General Fund	Federal Fund	Other Fund ₂	Total FY 2023 ₃	Contract Begin Date	Contract Expire Date	Cumulative Contract Total Amount ₄	Cumulative Contract Payments ₅	Cumulative Contract Balance Remaining ₆
Department of Children and Families	GILEAD COMMUNITY SERVICES INC	19DCF0293	N (TGH Anh) THERAPEUTIC GROUP HOME	Y	\$1,072,443	\$0	\$0	\$1,072,443	7/1/2018	6/30/2023	\$4,895,907	\$4,895,907	\$0
Department of Children and Families	GOODWIN UNIVERSITY INC	21DCF0374	N (CET) Career Enhancement Training SFY21	N	\$0	\$61,968	\$0	\$61,968	7/1/2020	6/30/2023	\$331,808	\$309,840	\$21,968
Department of Children and Families	HARTFORD HOSPITAL	23DCF0042	N (EDT) Extended Day Treatment SFY23	N	\$437,676	\$0	\$0	\$437,676	7/1/2022	6/30/2025	\$1,480,617	\$437,676	\$1,042,941
Department of Children and Families	INTERCOMMUNITY INC	22DCF0391	N Early Childhood Services (Child First)	N	\$0	\$669,689	\$0	\$669,689	7/1/2021	6/30/2023	\$1,339,378	\$1,339,378	\$0
Department of Children and Families	KEY HUMAN SERVICES INC	19DCF0313	N THERAPEUTIC GROUP HOME SFY19	Y	\$1,186,567	\$0	\$0	\$1,186,567	7/1/2018	6/30/2023	\$5,430,603	\$5,395,145	\$35,458
Department of Children and Families	KLINGBERG COMPREHENSIVE FAMILY	21DCF0134AA	N Be Proud! Be Responsible! (BPBR) - SFY21	Y	\$4,528,481	\$20,000	\$0	\$4,548,481	7/1/2020	6/30/2023	\$11,881,125	\$10,932,944	\$948,181
Department of Children and Families	LIFEBRIDGE COMMUNITY SERVICES INC	23DCF0121	N (OUTC) Outpatient Urban Trauma Center	N	\$0	\$104,167	\$0	\$104,167	9/1/2022	8/31/2024	\$250,000	\$104,167	\$145,833
Department of Children and Families	LOVE146 INC	23DCF3690	N (SurvCare) Survivor Care SFY23	N	\$380,405	\$0	\$0	\$380,405	7/1/2022	6/30/2024	\$760,810	\$380,405	\$380,405
Department of Children and Families	MADONNA PLACE INC	21DCF0008	C Fatherhood Engagement Services (FES)	Y	\$263,323	\$0	\$0	\$263,323	7/1/2020	6/30/2023	\$753,331	\$753,331	\$0
Department of Children and Families	MARRAKECH INC	22DCF0335	N WORK LEARN / YOUTH PROGRAM (Reg 2)	N	\$654,815	\$10,000	\$0	\$664,815	7/1/2021	6/30/2023	\$1,290,141	\$1,148,632	\$141,509
Department of Children and Families	MCCALL FOUNDATION INC	21DCF0007	C Parenting Support Services (PSS) - SFY21	Y	\$225,073	\$0	\$0	\$225,073	7/1/2020	6/30/2024	\$868,976	\$643,903	\$225,073
Department of Children and Families	MDFT INTERNATIONAL INC	21DCF0375	C Multidimensional Family Therapy	Y	\$570,250	\$0	\$0	\$570,250	7/1/2020	6/30/2023	\$1,670,250	\$1,670,250	\$0
Department of Children and Families	MIDDLESEX HOSPITAL	21DCF0141	N Early Childhood Services (Child First) SFY21	N	\$787,302	\$70,109	\$0	\$857,411	7/1/2020	6/30/2024	\$3,179,886	\$2,376,202	\$803,684
Department of Children and Families	MIDDLETOWN POLICE BENEFIT ASSOC	23DCF0142	N (MDT) Multidisciplinary Team SFY23	N	\$15,932	\$20,000	\$0	\$35,932	7/1/2022	6/30/2025	\$155,586	\$35,932	\$119,654
Department of Children and Families	MY PEOPLE COMMUNITY SERVICES	23DCF0396	C (OUTC) Urban Trauma Network SFY23	N	\$0	\$104,167	\$0	\$104,167	9/1/2022	8/31/2024	\$250,000	\$104,167	\$145,833
Department of Children and Families	NAFI CONNECTICUT INC	19DCF0015	N (TGH Cor) THERAPEUTIC GROUP SFY19	Y	\$4,115,896	\$0	\$0	\$4,115,896	7/1/2018	6/30/2023	\$23,001,510	\$22,169,363	\$832,147
Department of Children and Families	NEW HAVEN PRIDE CENTER	22DCF0394	C (YLM) Youth Link Mentoring Service SFY22	Y	\$21,544	\$106,446	\$0	\$127,990	3/1/2022	6/30/2023	\$226,187	\$184,537	\$41,650
Department of Children and Families	NEW OPPORTUNITIES INC	20DCF0061	C (FES) Fatherhood Engagement Services	N	\$124,974	\$0	\$0	\$124,974	7/1/2019	6/30/2023	\$471,534	\$436,182	\$35,352
Department of Children and Families	NOANK COMMUNITY SUPPORT SERVICES INC	22DCF0292	N Short Term Assessment and Respite Home	N	\$2,118,285	\$0	\$0	\$2,118,285	7/1/2021	6/30/2024	\$6,092,156	\$3,780,949	\$2,311,207
Department of Children and Families	NURSE-FAMILY PARTNERSHIP	22DCF0359	N Child First Consultation and Evaluation	N	\$520,225	\$0	\$0	\$520,225	7/1/2021	6/30/2024	\$1,412,039	\$1,040,450	\$371,589
Department of Children and Families	OPTIMUS HEALTH CARE INC	20DCF0067	2020 Multidisciplinary Evaluation (MDE) Clinic	N	\$196,507	\$0	\$0	\$196,507	7/1/2019	6/30/2023	\$1,550,025	\$1,543,628	\$6,397
Department of Children and Families	OUR PIECE OF THE PIE INC	19DCF0272	C (W2L-REG4) Work Learn/ Youth Program	N	\$1,140,102	\$286,157	\$0	\$1,426,259	7/1/2018	6/30/2023	\$6,699,368	\$6,699,368	\$0
Department of Children and Families	R KIDS INC	20DCF0153	N Reunification/Therapeutic Family Time Svcs	N	\$404,889	\$94,497	\$0	\$499,386	7/1/2019	6/30/2024	\$2,403,945	\$1,902,342	\$501,603
Department of Children and Families	RAPE CRISIS CENTER OF MILFORD INC	23DCF0236	N (MDT) Multidisciplinary Team SFY23	N	\$42,402	\$10,000	\$0	\$52,402	7/1/2022	6/30/2025	\$157,206	\$52,402	\$104,804
Department of Children and Families	REGIONAL YOUTH ADULT SOCIAL ACTION	23DCF0331	N (JRB) Juvenile Review Board SFY23	N	\$220,240	\$0	\$0	\$220,240	7/1/2022	6/30/2025	\$660,720	\$220,240	\$440,480
Department of Children and Families	RUSHFORD CENTER INC	23DCF0020	N (Care-C) CARE COORDINATION SFY23	N	\$414,619	\$59,444	\$0	\$474,063	7/1/2022	6/30/2025	\$1,403,301	\$474,063	\$929,238
Department of Children and Families	SEXUAL ASSAULT CRISIS CENTER OF	23DCF0373	N (MDT) Multidisciplinary Team SFY23	N	\$113,211	\$45,000	\$0	\$158,211	7/1/2022	6/30/2025	\$474,633	\$158,211	\$316,422
Department of Children and Families	ST FRANCIS HOSPITAL & MEDICAL CENTER	21DCF0028A	C (PSS) PARENTING SUPPORT SERVICES SFY21	Y	\$916,474	\$0	\$0	\$916,474	7/1/2020	6/30/2024	\$3,538,382	\$2,518,670	\$1,019,712



Agency	Supplier Name	Contract ID #	Contract Description	Competitive	Payments				Terms				
					General Fund	Federal Fund	Other Fund ₂	Total FY 2023 ₃	Contract Begin Date	Contract Expire Date	Cumulative Contract Total Amount ₄	Cumulative Contract Payments ₅	Cumulative Contract Balance Remaining ₆
Department of Children and Families	SUN SCHOLARS INC	21DCF0377	N (ACM) Adolescent College Mentoring SFY21	N	\$274,066	\$50,000	\$0	\$324,066	12/1/2020	6/30/2023	\$729,899	\$729,899	\$0
Department of Children and Families	THE BRIDGE FAMILY CENTER INC	23DCF0199	C (QPC) Quality Parenting Center SFY23	N	\$5,221,924	\$0	\$0	\$5,221,924	7/1/2022	6/30/2025	\$15,665,772	\$5,221,924	\$10,443,848
Department of Children and Families	THE CENTER FOR FAMILY JUSTICE INC	22DCF0092	N Multidisciplinary Team (MDT) - SFY22	N	\$86,303	\$0	\$0	\$86,303	5/11/2021	6/30/2024	\$254,480	\$168,177	\$86,303
Department of Children and Families	THE CHILD AND FAMILY GUIDANCE CENTER	23DCF0019	N (Care C) Care Coordination SFY23	N	\$7,350,672	\$1,383,497	\$0	\$8,734,169	7/1/2022	6/30/2025	\$24,319,212	\$8,734,169	\$15,585,043
Department of Children and Families	THE CHILDREN'S CENTER OF HAMDEN INC	22DCF0005	N Adolescent Cmty Reinforcement Approach	N	\$2,546,692	\$0	\$0	\$2,546,692	7/1/2021	6/30/2024	\$8,255,697	\$5,709,005	\$2,546,692
Department of Children and Families	THE CHILDREN'S COMMUNITY PROGRAMS	22DCF0097	N (PPSP) Permanency Placement Services	N	\$1,307,849	\$0	\$0	\$1,307,849	7/1/2021	6/30/2023	\$1,307,849	\$1,307,849	\$0
Department of Children and Families	THE CONNECTION INC	21DCF0011	N START Program for Youth and Young Adults	N	\$15,206,924	\$1,620,000	\$1,976,401	\$18,803,325	7/1/2020	6/30/2023	\$52,388,920	\$51,577,712	\$811,208
Department of Children and Families	THE VILLAGE FOR FAMILIES & CHILDREN INC	21DCF0017	N (CSF) COMMUNITY SUPPORT FOR FAMILIES	N	\$12,085,884	\$5,032,997	\$0	\$17,118,881	7/1/2020	6/30/2023	\$35,814,239	\$35,559,748	\$254,491
Department of Children and Families	TOWN OF BLOOMFIELD	20DCF0157	N (FFS) FOSTER FAMILY SUPPORT SFY20	E	\$48,769	\$0	\$0	\$48,769	7/1/2019	6/30/2024	\$243,845	\$194,173	\$49,672
Department of Children and Families	UNITED COMMUNITY & FAMILY SERVICES INC	21DCF0177	N Outpatient Psychiatric Clinic for Children	N	\$6,062,813	\$2,418,766	\$0	\$8,481,579	7/1/2020	6/30/2023	\$20,722,280	\$20,530,334	\$191,946
Department of Children and Families	UNITED SERVICES INC	20DCF0003	N Outpatient Psychiatric Clinic for Children	Y	\$1,859,206	\$72,796	\$0	\$1,932,002	7/1/2019	6/30/2024	\$9,269,202	\$7,199,411	\$2,069,791
Department of Children and Families	UNITED WAY OF CONNECTICUT INC	20DCF0344	2020 EMPS STATEWIDE CALL CENTER	N	\$802,870	\$467,885	\$0	\$1,270,755	7/1/2019	6/30/2024	\$5,864,642	\$4,555,180	\$1,309,462
Department of Children and Families	URBAN COMMUNITY ALLIANCE INC	23DCF0334	N (JRB) Juvenile Review Board SFY23	N	\$247,771	\$0	\$0	\$247,771	7/1/2022	6/30/2025	\$743,313	\$247,771	\$495,542
Department of Children and Families	WATERBURY YOUTH SERVICES INC	19DCF0165	N Short-Term Family Integrated Treatment	Y	\$396,728	\$187,000	\$0	\$583,728	7/1/2018	6/30/2023	\$6,522,772	\$6,269,030	\$253,742
Department of Children and Families	WATERFORD COUNTRY SCHOOL INC	21DCF0166	N Short-Term Family Integrated Treatment	N	\$3,602,273	\$0	\$0	\$3,602,273	7/1/2020	6/30/2024	\$13,576,662	\$9,580,852	\$3,995,810
Department of Children and Families	WELLMORE INC	20DCF0048	2020 Outpatient Psychiatric Clinic for Children	N	\$7,993,457	\$4,255,933	\$0	\$12,249,390	7/1/2019	6/30/2023	\$35,967,282	\$35,008,009	\$959,273
Department of Children and Families	WHEELER CLINIC INC	20DCF0012	2020 CARE COORDINATION	N	\$23,245,715	\$4,087,574	\$150,000	\$27,483,289	7/1/2019	6/30/2024	\$125,522,723	\$93,787,218	\$31,735,505
Department of Children and Families	YALE NEW HAVEN HOSPITAL	21DCF0036	N Multidisciplinary Examination (MDE) Clinic	N	\$196,972	\$2,800,000	\$0	\$2,996,972	7/1/2020	6/30/2023	\$3,363,511	\$3,362,134	\$1,377
Department of Children and Families	YALE UNIVERSITY	20DCF0170	2020 Intensive Family Preservation (IFP)	N	\$4,585,224	\$151,434	\$0	\$4,736,658	7/1/2019	6/30/2024	\$21,867,652	\$17,080,777	\$4,786,875
Department of Children and Families	YOUTH CONTINUUM INC	19DCF0173	2019 THERAPEUTIC GROUP HOME - BRADLEY	Y	\$2,222,780	\$0	\$0	\$2,222,780	7/1/2018	6/30/2023	\$10,068,605	\$9,979,372	\$89,233
Department of Children and Families	ZERO TO THREE NATIONAL CENTER FOR	22DCF0364	N (ZTT) Zero to Three SFY22	N	\$134,973	\$0	\$0	\$134,973	7/1/2021	6/30/2024	\$397,992	\$262,004	\$135,988
Total	90				\$213,220,938	\$40,306,137	\$2,276,401	\$255,803,476			\$845,119,406	\$655,104,533	\$190,014,873
Department of Correction	APT FOUNDATION INC	20DOC103171POS01	MOUD Treatment Center at NHCC FY21	N	\$1,154,411	\$0	\$0	\$1,154,411	9/30/2020	6/30/2024	\$3,894,021	\$2,482,072	\$1,411,949
Department of Correction	APT FOUNDATION INC	21DOC107400POS01	Res Services - Sub Abuse	N	\$1,960,951	\$0	\$0	\$1,960,951	7/1/2021	7/31/2024	\$5,883,674	\$4,089,512	\$1,794,162
Department of Correction	BANSLEY LAW LLC	21DOC0111AA	Inmate Legal Services Program (ILAP)	N	\$768,831	\$0	\$0	\$768,831	7/1/2021	6/30/2024	\$2,391,000	\$1,566,831	\$824,169
Department of Correction	CAPITAL WORKFORCE PARTNERS	21DOC107364POS01	ARES Cohort 1	N	\$0	\$5,834	\$0	\$5,834	3/1/2021	9/30/2022	\$43,163	\$24,855	\$0
Department of Correction	CAREER RESOURCES	21DOC0116AA	Women & Children Reentry Program	Y	\$533,902	\$0	\$0	\$533,902	7/1/2021	7/31/2024	\$1,598,872	\$1,064,970	\$533,902
Department of Correction	CAREER RESOURCES	21DOC106513POS01	Employment Coordinator Services	N	\$0	\$64,989	\$0	\$64,989	7/1/2021	3/31/2023	\$419,735	\$104,197	\$0



Agency	Supplier Name	Contract ID #	Contract Description	Competitive ₁	Payments				Terms				
					General Fund	Federal Fund	Other Fund ₂	Total FY 2023 ₃	Contract Begin Date	Contract Expire Date	Cumulative Contract Total Amount ₄	Cumulative Contract Payments ₅	Cumulative Contract Balance Remaining ₆
Department of Correction	CAREER RESOURCES	21DOC112008POS01	Isaiah House	Y	\$2,722,789	\$0	\$0	\$2,722,789	7/1/2022	7/31/2025	\$8,106,011	\$2,722,789	\$5,383,222
Department of Correction	CHESHIRE FITNESS ZONE LLC	23DOC0103AA	Speech Pathology Services	N	\$0	\$16,200	\$0	\$16,200	7/1/2022	6/30/2023	\$24,000	\$16,200	\$0
Department of Correction	CHRYSALIS CENTER INC	21DOC0113AA	Community Transitional Services (CTS)	Y	\$1,404,201	\$0	\$0	\$1,404,201	7/1/2021	7/31/2024	\$4,128,559	\$2,724,358	\$1,404,201
Department of Correction	COMMUNITY HEALTH RESOURCES INC	19DOC94075POS01	MAT Services at HCC	N	\$44,580	\$1,239,383	\$0	\$1,283,963	9/30/2019	10/15/2023	\$2,901,138	\$2,116,006	\$785,132
Department of Correction	COMMUNITY HEALTH RESOURCES INC	20DOC103176POS01	MOUD Treatment Center at Osborn FY21	N	\$692,151	\$0	\$0	\$692,151	9/30/2020	6/30/2023	\$2,312,819	\$1,471,333	\$841,486
Department of Correction	COMMUNITY HEALTH RESOURCES INC	20DOC103177POS01	MOUD Treatment Center at CRCC FY21	N	\$790,698	\$0	\$0	\$790,698	9/30/2020	6/30/2023	\$2,540,344	\$1,283,807	\$1,256,537
Department of Correction	COMMUNITY HEALTH RESOURCES INC	20DOC99887POS01	MOUD Treatment Center at Carl Robinson Cl	N	\$596,560	\$0	\$0	\$596,560	7/1/2020	6/30/2023	\$2,886,536	\$1,230,827	\$1,655,709
Department of Correction	COMMUNITY HEALTH RESOURCES INC	20DOC99889POS01	MOUD Treatment Cntr at Walker Reception Cntr	N	\$247,012	\$0	\$0	\$247,012	7/1/2020	6/30/2023	\$1,232,263	\$520,646	\$711,617
Department of Correction	COMMUNITY HEALTH RESOURCES INC	20DOC99890POS01	MOUD Treatment Center at Willard Cybulski Cl	N	\$617,391	\$0	\$0	\$617,391	7/1/2020	6/30/2023	\$2,719,888	\$1,070,955	\$1,648,933
Department of Correction	COMMUNITY MENTAL HEALTH AFFILIATES INC	19DOC94061POS01	Step Forward Program	N	\$0	\$43,152	\$0	\$43,152	9/30/2019	10/15/2021	\$505,000	\$505,000	\$0
Department of Correction	COMMUNITY PARTNERS IN ACTION INC	21DOC01112AA	Men's Work Release	Y	\$1,002,191	\$0	\$0	\$1,002,191	7/1/2021	7/31/2024	\$3,004,093	\$1,971,209	\$1,032,884
Department of Correction	COMMUNITY PARTNERS IN ACTION INC	22DOC0100AA	Prison Arts Program	N	\$40,340	\$0	\$0	\$40,340	7/1/2021	6/30/2024	\$121,020	\$80,680	\$40,340
Department of Correction	COMMUNITY RENEWAL TEAM INC	22DOC0108AA	Scattered Site Supportive Housing	Y	\$793,140	\$0	\$0	\$793,140	9/1/2021	7/31/2024	\$2,074,884	\$1,281,744	\$793,140
Department of Correction	COMMUNITY RESOURCES FOR JUSTICE	21DOC107404POS01	Dana's House Mental Health	N	\$1,029,556	\$0	\$0	\$1,029,556	7/1/2021	7/31/2024	\$3,035,419	\$1,985,512	\$1,049,908
Department of Correction	COMMUNITY SOLUTIONS INC	21DOC0117AA	Aileen O' Connor House	Y	\$8,997,614	\$0	\$0	\$8,997,614	7/1/2021	7/31/2024	\$26,407,886	\$17,393,376	\$9,014,510
Department of Correction	CONNECTICUT COMMUNITY FOR ADDICTION	19DOC93079POS01	Recovery Coaching Supports	N	\$18,654	\$127,845	\$0	\$146,499	9/1/2019	10/15/2022	\$651,784	\$472,374	\$179,410
Department of Correction	CONNECTICUT COMMUNITY FOR ADDICTION	20DOC102145POS01	Recovery Coach Expansion Program FY21	N	\$411,174	\$0	\$0	\$411,174	10/1/2020	6/30/2025	\$2,993,998	\$809,003	\$2,184,994
Department of Correction	CONNECTICUT COMMUNITY FOR ADDICTION	21DOC112103POS01	RSAT Therapeutic Recovery Coach FFY22	N	\$4,245	\$91,739	\$12,730	\$108,714	1/1/2022	10/15/2023	\$213,614	\$129,382	\$84,232
Department of Correction	CONNECTICUT RENAISSANCE INC	21DOC0110AA	Central Ave	Y	\$4,746,379	\$0	\$0	\$4,746,379	7/1/2021	7/31/2024	\$14,180,689	\$9,196,280	\$4,984,409
Department of Correction	CONNECTICUT RENAISSANCE INC	22DOC118114POS01	Waterbury West SA	N	\$95,091	\$0	\$0	\$95,091	7/1/2022	7/31/2025	\$1,048,956	\$95,091	\$953,865
Department of Correction	DIALYSIS CLINIC INC	21DOC109579POS01	Dialysis Treatment-McDougall Cl	Y	\$777,139	\$0	\$0	\$777,139	7/1/2021	6/30/2024	\$2,126,664	\$1,370,831	\$755,833
Department of Correction	DIAMOND PHARMACY SERVICES	19DOC92149POS01	Pharmacy Services	Y	\$29,200,790	\$0	\$0	\$29,200,790	9/1/2019	8/30/2023	\$110,000,000	\$104,909,698	\$5,090,302
Department of Correction	EMERGE CONNECTICUT INC	22DOC0101AA	Re-Entry Program	N	\$500,000	\$0	\$0	\$500,000	7/1/2021	6/30/2023	\$1,000,000	\$1,000,000	\$0
Department of Correction	EXACT SCIENCES LABORATORIES LLC	22DOC119897POS01	ColoGuard	N	\$26,970	\$0	\$0	\$26,970	2/1/2023	1/31/2024	\$610,644	\$26,970	\$583,674
Department of Correction	FHM SERVICES INC	21DOC0106AA	Fellowship House	Y	\$843,080	\$0	\$0	\$843,080	7/1/2021	7/31/2024	\$2,523,787	\$1,667,257	\$856,530
Department of Correction	FRONTLINE SUPPORT STRATEGIES CONSULTING	21DOC0107AA	Ombudsperson Services	Y	\$53,324	\$0	\$0	\$53,324	7/1/2021	6/30/2024	\$231,000	\$79,450	\$151,550
Department of Correction	INSTITUTIONAL EYE CARE LLC	20DOC95211POS	Ocular Services	N	\$67,800	\$0	\$0	\$67,800	1/1/2020	12/31/2022	\$405,000	\$288,226	\$0
Department of Correction	INSTITUTIONAL EYE CARE LLC	23DOC124004POS01	IEC-YORK	E	\$16,200	\$0	\$0	\$16,200	1/1/2023	12/31/2025	\$19,999	\$16,200	\$3,799



Agency	Supplier Name	Contract ID #	Contract Description	Competitive ₁	Payments				Terms				
					General Fund	Federal Fund	Other Fund ₂	Total FY 2023 ₃	Contract Begin Date	Contract Expire Date	Cumulative Contract Total Amount ₄	Cumulative Contract Payments ₅	Cumulative Contract Balance Remaining ₆
Department of Correction	MICHIGAN PEER REVIEW ORGANIZATION	22DOC117948POS01	Inmate Death Review	Y	\$430,776	\$0	\$0	\$430,776	9/1/2022	8/31/2023	\$846,683	\$430,776	\$415,907
Department of Correction	NEW OPPORTUNITIES INC	21DOC0109AA	Bishop House	Y	\$1,262,997	\$0	\$0	\$1,262,997	7/1/2021	7/31/2024	\$3,758,147	\$2,457,909	\$1,300,238
Department of Correction	NUTRITION FOR LIFE LLC	19DOC91224POS	Nutrition Advisory Services	N	\$29,351	\$0	\$0	\$29,351	7/1/2019	7/31/2023	\$133,332	\$115,346	\$17,986
Department of Correction	PERCEPTION PROGRAMS INC	21DOC107402POS01	Grace House	N	\$896,934	\$0	\$0	\$896,934	7/1/2021	7/31/2024	\$2,662,883	\$1,742,717	\$920,166
Department of Correction	PROJECT MORE INC	21DOC0114AA	Walter Brooks WR	Y	\$3,257,116	\$0	\$0	\$3,257,116	7/1/2021	7/31/2024	\$7,595,402	\$5,630,432	\$1,964,969
Department of Correction	QUEST DIAGNOSTICS INCORPORATED	19DOC92012POS01	Laboratory Services - Quest Diagnostics	N	\$2,484,258	\$1,740	\$0	\$2,485,998	9/1/2019	8/31/2025	\$24,000,000	\$9,497,784	\$14,502,216
Department of Correction	RECOVERY NETWORK OF PROGRAMS INC	20DOC103174POS01	MOUD Treatment Center at BCC FY21	N	\$994,486	\$0	\$0	\$994,486	9/30/2020	6/30/2025	\$4,757,115	\$2,387,254	\$2,369,861
Department of Correction	RECOVERY NETWORK OF PROGRAMS INC	21DOC111280POS01	MOUD Services at Garner FFY22	N	\$20,000	\$255,814	\$0	\$275,814	1/1/2021	10/15/2023	\$441,663	\$286,827	\$154,836
Department of Correction	RETINA CONSULTANTS PC	21DOC110257POS01	Retina Medical and Surgical Services	N	\$2,415	\$0	\$0	\$2,415	7/1/2021	6/30/2024	\$225,000	\$6,545	\$218,455
Department of Correction	SANN ENTERPRISES LLC	22DOC122040POS01	Brooklyn Workshop	E	\$0	\$0	\$2,500	\$2,500	12/1/2022	8/1/2023	\$5,000	\$2,500	\$2,500
Department of Correction	SPEECH PATHOLOGY GROUP LLC	21DOC0101AA	Speech Pathology	N	\$0	\$688	\$0	\$688	9/1/2020	8/31/2023	\$73,680	\$22,083	\$51,598
Department of Correction	THE CONNECTION INC	11DOC0115AA	January Center	Y	\$1,586,550	\$0	\$0	\$1,586,550	6/4/2010	7/31/2025	\$26,855,975	\$19,635,388	\$7,220,587
Department of Correction	THE CONNECTION INC	21DOC107406POS01	Eddy Center	Y	\$10,277,639	\$0	\$0	\$10,277,639	7/1/2021	7/31/2024	\$28,486,408	\$19,209,346	\$9,277,062
Department of Correction	THE OPEN HEARTH ASSOCIATION	21DOC0108AA	Mens Work Release	Y	\$1,221,755	\$0	\$0	\$1,221,755	7/1/2021	7/31/2024	\$3,604,476	\$2,375,860	\$1,228,617
Department of Correction	THRESHOLD VOLUNTEERS IN	15DOC0101AA	Decision Making / Problem Solving Methods	N	\$6,000	\$0	\$0	\$6,000	7/1/2014	6/30/2024	\$44,000	\$37,500	\$6,500
Department of Correction	WHEELER CLINIC INC	19DOC94029POS01	TCM - MAT (RSAT Services)	N	\$13,627	\$136,375	\$25,907	\$175,909	10/1/2019	10/15/2023	\$677,678	\$574,840	\$102,838
Total	50				\$82,641,067	\$1,983,758	\$41,137	\$84,665,963			\$316,403,900	\$230,180,748	\$85,764,732
Department of Development Services	A V P INC	21DDS0005RD	Day Support Options	Q	\$1,918,582	\$0	\$0	\$1,918,582	7/1/2021	6/30/2024	\$6,661,585	\$3,652,150	\$3,009,435
Department of Development Services	ABILIS INC	21DDS0001RD	Clinical Behavioral Supports	Q	\$7,962,259	\$0	\$16,419,977	\$24,382,236	7/1/2021	6/30/2024	\$71,969,309	\$42,964,508	\$29,004,801
Department of Development Services	ABILITIES WITHOUT BOUNDARIES INC	21DDS0002RD	Day Support Options	Q	\$2,492,055	\$0	\$0	\$2,492,055	7/1/2021	6/30/2024	\$8,464,926	\$4,711,423	\$3,753,503
Department of Development Services	ABILITY BEYOND DISABILITY INC	21DDS0034RD	Clinical Behavioral Supports	Q	\$6,526,209	\$0	\$10,414,296	\$16,940,505	7/1/2021	6/30/2024	\$53,337,257	\$31,152,710	\$22,184,547
Department of Development Services	ABLE HOME HEALTH CARE LLC	21DDS0134RD	Behavioral Supports	Q	\$194,909	\$0	\$243,396	\$438,305	10/1/2021	6/30/2024	\$1,492,264	\$560,217	\$932,047
Department of Development Services	ACORD INC	21DDS0019RD	Behavior Supports, Clinical	Q	\$3,116,089	\$0	\$2,728,955	\$5,845,043	7/1/2021	6/30/2024	\$18,559,351	\$11,417,169	\$7,142,182
Department of Development Services	ADELBROOK COMMUNITY SERVICES INC	21DDS0004RD	Community Living Arrangement	Q	\$1,828,645	\$0	\$6,646,311	\$8,474,955	7/1/2021	6/30/2024	\$31,488,327	\$16,185,750	\$15,302,577
Department of Development Services	ALL CARE LLC	21DDS0006RD	Day Support Options	Q	\$142,611	\$0	\$0	\$142,611	7/1/2021	6/30/2024	\$461,927	\$301,082	\$160,845
Department of Development Services	ALL POINTE CARE LLC	21DDS0007RD	Clinical Behavior Supports	Q	\$571,386	\$0	\$1,259,132	\$1,830,517	7/1/2021	6/30/2024	\$9,930,740	\$3,459,165	\$6,471,575
Department of Development Services	ALLIANCE HEALTHCARE SOLUTIONS LLC	21DDS0008RD	Continuous Residential Supports	Q	\$173,435	\$0	\$1,055,226	\$1,228,661	7/1/2021	6/30/2024	\$4,226,594	\$2,400,439	\$1,826,155
Department of Development Services	ALLIED COMMUNITY PROGRAMS INC	21DDS0009RDRD	Community Living Arrangement	Q	\$3,847,855	\$0	\$3,205,832	\$7,053,687	7/1/2021	6/30/2024	\$22,016,310	\$13,528,296	\$8,488,014



Agency	Supplier Name	Contract ID #	Contract Description	Competitive ₁	Payments				Terms				
					General Fund	Federal Fund	Other Fund ₂	Total FY 2023 ₃	Contract Begin Date	Contract Expire Date	Cumulative Contract Total Amount ₄	Cumulative Contract Payments ₅	Cumulative Contract Balance Remaining ₆
Department of Development Services	ALLIED COMMUNITY RESOURCES INC	12DDS0258OT	Administrative Fees	N	\$1,177,870	\$0	\$1,110,707	\$2,288,577	1/1/2013	1/31/2024	\$23,689,262	\$19,590,387	\$4,098,875
Department of Development Services	ALTERNATIVE SERVICES CONNECTICUT INC	21DDS0010RD	Behavior Supports, Clinical	Q	\$847,193	\$0	\$10,345,255	\$11,192,448	7/1/2021	6/30/2024	\$35,020,300	\$20,439,789	\$14,580,511
Department of Development Services	ALTERNATIVES INC	21DDS0011RD	Community Living Arrangement	Q	\$848,012	\$0	\$3,036,081	\$3,884,093	7/1/2021	6/30/2024	\$12,178,668	\$7,229,106	\$4,949,562
Department of Development Services	APPLIED BEHAVIORAL SCIENCES LLC	18DDS5153CSPOS01	Consultative psychological services	N	\$11,395	\$0	\$0	\$11,395	7/1/2018	6/30/2023	\$80,000	\$55,915	\$24,085
Department of Development Services	ARC OF GREATER NEW HAVEN INC	21DDS0013RD	Day Support Options	Q	\$3,990,142	\$0	\$0	\$3,990,142	7/1/2021	6/30/2024	\$10,659,823	\$6,861,479	\$3,798,344
Department of Development Services	AREA COOPERATIVE EDUCATIONAL SERVICES	21DDS0015RD	Behavior Supports, Clinical	Q	\$2,758,572	\$0	\$6	\$2,758,578	7/1/2021	6/30/2024	\$11,919,783	\$5,598,456	\$6,321,327
Department of Development Services	ARI OF CONNECTICUT INC	21DDS0016RD	Community Living Arrangement	Q	\$2,214,620	\$0	\$4,168,791	\$6,383,411	7/1/2021	6/30/2024	\$19,704,472	\$11,943,493	\$7,760,979
Department of Development Services	ASCENSION HABILITATIVE SUPPORT SERVICES	21DDS0017RD	Continuous Residential Supports	Q	\$239,818	\$0	\$1,029,612	\$1,269,430	7/1/2021	6/30/2024	\$4,747,676	\$2,476,454	\$2,271,222
Department of Development Services	ASPIRE LIVING & LEARNING INC	21DDS0018RD	Behavior Supports,	Q	\$1,424,642	\$0	\$9,179,385	\$10,604,027	7/1/2021	6/30/2024	\$34,085,169	\$20,427,745	\$13,657,424
Department of Development Services	AT THE CORNER OF DETERMINATION AND HOPE	23DDS0146RD	Day Support Options	Q	\$26,141	\$0	\$0	\$26,141	4/1/2023	6/30/2024	\$848,826	\$26,141	\$822,685
Department of Development Services	BAGS FOUNDATION CT INC	21DDS0135RD	Day Support Options	Q	\$978,710	\$0	\$739,420	\$1,718,130	10/1/2021	6/30/2024	\$4,649,157	\$2,395,663	\$2,253,494
Department of Development Services	BAROCO CORP	21DDS0020RD	Day Support Options	Q	\$4,309,821	\$0	\$0	\$4,309,821	7/1/2021	6/30/2024	\$12,453,867	\$7,943,966	\$4,509,901
Department of Development Services	BEHAVIORAL ASSOCIATES OF MASSACHUSETTS	22DDS0142NS	Non Standard Residential Services	Q	\$89,143	\$0	\$135,097	\$224,240	7/1/2022	6/30/2024	\$589,706	\$224,240	\$365,466
Department of Development Services	BEHAVIORAL MANAGEMENT LLC	21DDS0021RD	Behavior Supports, Clinical	Q	\$1,905,907	\$0	\$173,134	\$2,079,041	7/1/2021	6/30/2024	\$6,368,272	\$3,760,549	\$2,607,723
Department of Development Services	BENHAVEN INC	21DDS0022RD	Behavior Supports, Clinical	Q	\$2,411,495	\$0	\$6,329,622	\$8,741,117	7/1/2021	6/30/2024	\$22,060,187	\$15,629,449	\$6,430,738
Department of Development Services	BEST BUDDIES INTERNATIONAL INC	21DDS6169POS01	Best Buddies International	N	\$195,500	\$0	\$0	\$195,500	7/1/2021	6/30/2025	\$782,000	\$342,125	\$439,875
Department of Development Services	BRIAN HOUSE INC	21DDS0023RD	Behavior Supports, Clinical	Q	\$493,635	\$0	\$7,289,415	\$7,783,050	7/1/2021	6/30/2024	\$24,477,476	\$14,379,152	\$10,098,324
Department of Development Services	BRISTOL ADULT RESOURCE CENTER INC	21DDS0024RD	Community Living Arrangement	Q	\$3,887,046	\$0	\$6,548,492	\$10,435,538	7/1/2021	6/30/2024	\$31,215,604	\$18,605,364	\$12,610,241
Department of Development Services	BUCKINGHAM COMM SERV OF CT INC	21DDS0025RD	Behavior Supports, Clinical	Q	\$2,218,304	\$0	\$525,799	\$2,744,103	7/1/2021	6/30/2024	\$8,571,923	\$5,187,374	\$3,384,549
Department of Development Services	CAPITOL REGION EDUCATION COUNCIL	21DDS0026RD	Community Living Arrangement	Q	\$0	\$0	\$299,241	\$299,241	7/1/2021	6/30/2024	\$1,361,997	\$630,576	\$731,421
Department of Development Services	CATHOLIC CHARITIES INC	21DDS0028RD	Community Living Arrangement	Q	\$1,951,829	\$0	\$5,200,726	\$7,152,555	7/1/2021	6/30/2024	\$22,192,851	\$13,115,239	\$9,077,612
Department of Development Services	CATTELEYA LLC	21DDS0139RD	Individualized Home Supports	Q	\$619,536	\$0	\$604,295	\$1,223,830	10/1/2021	6/30/2024	\$3,336,520	\$1,660,099	\$1,676,421
Department of Development Services	CCARC INC	21DDS0029RD	Behavior Supports,Clinical	Q	\$4,570,871	\$0	\$8,519,680	\$13,090,551	7/1/2021	6/30/2024	\$40,365,563	\$24,385,063	\$15,980,500
Department of Development Services	CENTER FOR TRANSITIONAL LIVING LLC	22DDS0145RD	Individualized Home Supports	Q	\$71,282	\$0	\$68,199	\$139,481	3/1/2023	6/30/2024	\$1,464,790	\$139,481	\$1,325,309
Department of Development Services	CENTER OF HOPE FOUNDATION INC	21DDS0030RD	Day Support Options	Q	\$1,431,328	\$0	\$0	\$1,431,328	7/1/2021	6/30/2024	\$4,093,277	\$2,640,135	\$1,453,142
Department of Development Services	CHAPEL HAVEN SCHLEIFER CENTER INC	21DDS0032RD	Day Support Options	Q	\$657,333	\$0	\$525,314	\$1,182,647	7/1/2021	6/30/2024	\$4,369,580	\$2,268,547	\$2,101,033
Department of Development Services	CHEZ NOUS INC	21DDS0033RD	Continuous Residential Supports	Q	\$54,678	\$0	\$255,372	\$310,050	7/1/2021	6/30/2024	\$1,059,189	\$627,524	\$431,665
Department of Development Services	CLASP HOMES INC	21DDS0035RD	Community Living Arrangement	Q	\$1,961,463	\$0	\$8,151,049	\$10,112,513	7/1/2021	6/30/2024	\$32,548,313	\$18,635,208	\$13,913,105



Agency	Supplier Name	Contract ID #	Contract Description	Competitive ₁	Payments				Terms				
					General Fund	Federal Fund	Other Fund ₂	Total FY 2023 ₃	Contract Begin Date	Contract Expire Date	Cumulative Contract Total Amount ₄	Cumulative Contract Payments ₅	Cumulative Contract Balance Remaining ₆
Department of Development Services	CLIFFORD W BEERS GUIDANCE CLINIC INC	22DDS0141RD	ACORD	N	\$358,333	\$0	\$0	\$358,333	8/15/2022	12/31/2022	\$750,000	\$358,333	\$391,667
Department of Development Services	COMMUNITY CARE TEAM LLC	22DDS0143RD	Individual Home Supports	Q	\$62,943	\$0	\$143,228	\$206,170	11/1/2022	6/24/2024	\$2,106,916	\$206,170	\$1,900,746
Department of Development Services	COMMUNITY RESIDENCES INC	21DDS0036RD	Behavior Supports, Clinical	Q	\$6,241,266	\$0	\$29,387,498	\$35,628,764	7/1/2021	6/30/2024	\$113,994,408	\$67,544,460	\$46,449,948
Department of Development Services	COMMUNITY SOCIAL INTEGRATION LLC	21DDS0037RD	Continuous Residential Supports	Q	\$800,755	\$0	\$5,823,569	\$6,624,323	7/1/2021	6/30/2024	\$21,585,300	\$12,815,806	\$8,769,494
Department of Development Services	COMMUNITY SYSTEMS INC	21DDS0038RD	Clinical Behavioral Supports	Q	\$3,942,590	\$0	\$21,948,272	\$25,890,862	7/1/2021	6/30/2024	\$76,906,252	\$45,516,421	\$31,389,831
Department of Development Services	COMMUNITY VOCATIONAL SERVICES INC	21DDS0039RD	Continuous Residential Supports	Q	\$837,013	\$0	\$1,382,890	\$2,219,904	7/1/2021	6/30/2024	\$7,095,639	\$4,334,040	\$2,761,599
Department of Development Services	COMPANION SUPPORT RESOURCES LLC	21DDS0132RD	Community Companion Home	Q	\$0	\$0	\$295,251	\$295,251	7/1/2021	6/30/2024	\$793,190	\$409,698	\$383,492
Department of Development Services	CONNECTICUT BEHAVIORAL HEALTH	21DDS0040RD	Clinical Behavioral Supports	Q	\$32,017	\$0	\$0	\$32,017	7/1/2021	6/30/2024	\$204,182	\$70,652	\$133,530
Department of Development Services	CONNECTICUT FAMILY SUPPORT NETWORK INC	20DDS5727POS01	Coordinate CT family support activities	Y	\$125,000	\$0	\$0	\$125,000	7/1/2020	6/30/2025	\$625,000	\$343,750	\$281,250
Department of Development Services	CONNECTICUT SPECIAL OLYMPICS INC	21DDS6170POS01	Special Olympics Connecticut	N	\$300,000	\$0	\$0	\$300,000	7/1/2021	6/30/2025	\$1,200,000	\$582,500	\$617,500
Department of Development Services	CONTINUUM OF CARE INC	21DDS0042RD	Behavior Supports, Clinical	Q	\$2,505,684	\$0	\$14,162,250	\$16,667,934	7/1/2021	6/30/2024	\$51,846,666	\$30,228,222	\$21,618,444
Department of Development Services	CORPORATION FOR PUBLIC MANAGEMENT	21DDS0043RD	Community Living Arrangement	Q	\$5,014,044	\$0	\$5,733,545	\$10,747,588	7/1/2021	6/30/2024	\$34,322,216	\$18,711,037	\$15,611,179
Department of Development Services	CW RESOURCES INC	21DDS0044RD	Day Support Options	Q	\$8,980,194	\$0	\$0	\$8,980,194	7/1/2021	6/30/2024	\$29,357,221	\$17,689,897	\$11,667,324
Department of Development Services	DEVELOPMENTAL SOLUTIONS LLC	21DDS3001CS	Sex Offender Group Therapy	E	\$1,190	\$0	\$0	\$1,190	10/1/2021	9/30/2022	\$10,200	\$10,073	\$128
Department of Development Services	DISABILITY RESOURCE NETWORKING	21DDS0045RD	Day Support Options	Q	\$2,752,241	\$0	\$72,648	\$2,824,889	7/1/2021	6/30/2024	\$8,044,794	\$5,201,043	\$2,843,751
Department of Development Services	DUNGARVIN CONNECTICUT LLC	21DDS0046RD	Community Living Arrangement	Q	\$1,437,397	\$0	\$10,895,903	\$12,333,300	7/1/2021	6/30/2024	\$37,634,667	\$22,276,308	\$15,358,359
Department of Development Services	EASTER SEAL REHABILITATION CENTER OF	21DDS0047RD	Day Support Options	Q	\$3,773,858	\$0	\$187,598	\$3,961,456	7/1/2021	6/30/2024	\$15,951,838	\$7,503,218	\$8,448,620
Department of Development Services	EASTERN COMMUNITY DEV CORP	21DDS0049RD	Community Living Arrangement	Q	\$810,221	\$0	\$6,986,369	\$7,796,590	7/1/2021	6/30/2024	\$24,769,761	\$14,686,195	\$10,083,566
Department of Development Services	EASTERSEALS CAPITAL REGION & EASTERN	21DDS0048RD	Day Support Options	Q	\$2,197,770	\$0	\$0	\$2,197,770	7/1/2021	6/30/2024	\$7,570,916	\$4,374,530	\$3,196,386
Department of Development Services	EDADVANCE	21DDS0050RD	Clinical Behavioral Supports	Q	\$433,488	\$0	\$459,813	\$893,301	7/1/2021	6/30/2024	\$7,030,548	\$1,680,590	\$5,349,958
Department of Development Services	EDUCATIONAL CONSULTANTS GROUP	21DDS0051RD	Continuous Residential Supports	Q	\$0	\$0	\$478,054	\$478,054	7/1/2021	6/30/2024	\$1,633,081	\$1,027,185	\$605,896
Department of Development Services	EMPLOYMENT OPTIONS LLC	21DDS0052RD	Continuous Residential Supports	Q	\$176,004	\$0	\$850,817	\$1,026,821	7/1/2021	6/30/2024	\$5,344,541	\$2,656,175	\$2,688,366
Department of Development Services	EPRINE COMMUNITY SERVICES	21DDS0137RD	Day Support Options	Q	\$584,076	\$0	\$266,691	\$850,767	10/1/2021	6/30/2024	\$2,406,885	\$1,217,383	\$1,189,502
Department of Development Services	FAMILY OPTIONS	21DDS0053RD	Community Living Arrangement	Q	\$383,152	\$0	\$5,253,958	\$5,637,110	7/1/2021	6/30/2024	\$17,634,206	\$10,227,792	\$7,406,414
Department of Development Services	FAMILY PARTNERSHIP OF CT LLC	21DDS0054RD	Day Support Options	Q	\$1,480,890	\$0	\$208,305	\$1,689,194	7/1/2021	6/30/2024	\$5,033,497	\$3,086,198	\$1,947,299
Department of Development Services	FAMILY SUPPORT TEAM LLC	21DDS0055RD	Day Support Options	Q	\$294,182	\$0	\$313,421	\$607,603	7/1/2021	6/30/2024	\$1,789,407	\$1,049,963	\$739,444
Department of Development Services	FRIENDS OF NEW MILFORD INC	21DDS0056RD	Community Living Arrangement	Q	\$474,638	\$0	\$781,021	\$1,255,659	7/1/2021	6/30/2024	\$3,788,132	\$2,257,879	\$1,530,253
Department of Development Services	FUTURES INC	21DDS0057RD	Day Support Options	Q	\$2,178,903	\$0	\$161,601	\$2,340,504	7/1/2021	6/30/2024	\$6,774,873	\$4,119,829	\$2,655,044



Agency	Supplier Name	Contract ID #	Contract Description	Competitive ₁	Payments				Terms				
					General Fund	Federal Fund	Other Fund ₂	Total FY 2023 ₃	Contract Begin Date	Contract Expire Date	Cumulative Contract Total Amount ₄	Cumulative Contract Payments ₅	Cumulative Contract Balance Remaining ₆
Department of Development Services	G I L FOUNDATION INC	21DDS0058RD	Community Living Arrangement	Q	\$567,344	\$0	\$4,732,959	\$5,300,303	7/1/2021	6/30/2024	\$17,039,771	\$9,713,125	\$7,326,646
Department of Development Services	GOOD LIFE RESIDENTIAL LLC	21DDS0060RD	Behavior Supports, Clinical	Q	\$711,961	\$0	\$452,126	\$1,164,087	7/1/2021	6/30/2024	\$5,172,258	\$2,281,418	\$2,890,840
Department of Development Services	GOODWILL INDUSTRIES OF SOUTHERN	21DDS0061RD	Day Support Options	Q	\$3,680,774	\$0	\$0	\$3,680,774	7/1/2021	6/30/2024	\$12,863,822	\$7,222,851	\$5,640,971
Department of Development Services	GOODWILL OF WESTERN AND NORTHERN	21DDS0062RD	Day Support Options	Q	\$3,219,826	\$0	\$465,343	\$3,685,170	7/1/2021	6/30/2024	\$12,783,176	\$7,116,213	\$5,666,963
Department of Development Services	GREEN CHIMNEYS CHILDREN SERVICES	21DDS0063RD	Community Living Arrangement	Q	\$108,352	\$0	\$688,710	\$797,062	7/1/2021	6/30/2024	\$2,591,820	\$1,626,126	\$965,694
Department of Development Services	GROWERS INC	21DDS0059RD	Group Supported Employment	Q	\$922,917	\$0	\$0	\$922,917	7/1/2021	6/30/2024	\$2,542,217	\$1,642,636	\$899,581
Department of Development Services	GUIDE INC	21DDS0064RD	Day Support Options	Q	\$552,437	\$0	\$1,985,035	\$2,537,473	7/1/2021	6/30/2024	\$8,029,324	\$4,456,669	\$3,572,655
Department of Development Services	HARC INC	21DDS0065RD	Community Living Arrangement	Q	\$7,049,291	\$0	\$7,980,539	\$15,029,831	7/1/2021	6/30/2024	\$46,250,455	\$27,903,916	\$18,346,539
Department of Development Services	HART UNITED INC	21DDS0066RD	Community Living Arrangement	Q	\$370,444	\$0	\$8,959,412	\$9,329,856	7/1/2021	6/30/2024	\$25,660,868	\$17,414,435	\$8,246,433
Department of Development Services	HEARTBEET LIFESHARING INC	22DDS0144NS	Non-Standard Residential Services	Q	\$59,397	\$0	\$220,809	\$280,206	7/1/2022	6/30/2024	\$598,881	\$280,206	\$318,675
Department of Development Services	HELPING PEOPLE EXCEL INC	21DDS0067RD	Clinical Behavior Supports	Q	\$1,342,602	\$0	\$4,150,958	\$5,493,560	7/1/2021	6/30/2024	\$16,539,081	\$9,935,346	\$6,603,735
Department of Development Services	HISPANIC COALITION OF GREATER WATERBURY	21DDS0068RD	Day Support Options	Q	\$473,842	\$0	\$592,574	\$1,066,416	7/1/2021	6/30/2024	\$3,271,684	\$1,924,628	\$1,347,056
Department of Development Services	HORIZONS PROGRAMS INC	21DDS0069RD	Community Living Arrangement	Q	\$6,515,494	\$0	\$5,664,401	\$12,179,895	7/1/2021	6/30/2024	\$35,937,856	\$21,961,810	\$13,976,046
Department of Development Services	HUMANIDAD INC	21DDS0070RD	Community Living Arrangement	Q	\$124,446	\$0	\$3,960,744	\$4,085,190	7/1/2021	6/30/2024	\$13,385,315	\$7,660,303	\$5,725,012
Department of Development Services	ICES INC	21DDS0071RD	Clinical Behavior Supports	Q	\$4,508,940	\$0	\$12,147,723	\$16,656,663	7/1/2021	6/30/2024	\$53,635,766	\$31,409,545	\$22,226,221
Department of Development Services	INCLUSION FIRST LLC	21DDS0072RD	Day Support Options	Q	\$331,972	\$0	\$267,653	\$599,625	7/1/2021	6/30/2024	\$1,892,653	\$1,106,380	\$786,273
Department of Development Services	JEWISH ASSOCIATION FOR COMMUNITY LIVING	21DDS0073RD	Community Living Arrangement	Q	\$303,937	\$0	\$4,507,536	\$4,811,473	7/1/2021	6/30/2024	\$14,430,758	\$8,351,707	\$6,079,051
Department of Development Services	JEWISH ASSOCIATION FOR RESIDENTIAL CARE	22DDS0145NS	Non Standard Residential Services	Q	\$10,077	\$0	\$53,296	\$63,373	7/1/2022	6/30/2024	\$247,416	\$63,373	\$184,043
Department of Development Services	JOURNEY FOUND INC	21DDS0074RD	Community Living Arrangements	Q	\$1,487,574	\$0	\$13,409,465	\$14,897,039	7/1/2021	6/30/2024	\$46,910,064	\$27,415,045	\$19,495,019
Department of Development Services	JUDGE ROTENBERG EDUC CTR INC	22DDS0146NS	Non Standard Residential Services	Q	\$62,474	\$0	\$193,277	\$255,751	8/1/2022	6/30/2024	\$760,116	\$255,751	\$504,365
Department of Development Services	KENCREST SERVICES	21DDS0075RD	Day Support Options	Q	\$1,273,123	\$0	\$7,149,284	\$8,422,407	7/1/2021	6/30/2024	\$27,061,581	\$15,539,905	\$11,521,676
Department of Development Services	KEY HUMAN SERVICES INC	21DDS0077RD	Behavior Supports, Clinical	Q	\$1,716,045	\$0	\$23,802,034	\$25,518,079	7/1/2021	6/30/2024	\$80,904,316	\$49,314,733	\$31,589,583
Department of Development Services	KUHN EMPLOYMENT OPPORTUNITIES INC	21DDS0078RD	Day Support Options	Q	\$3,192,254	\$0	\$0	\$3,192,254	7/1/2021	6/30/2024	\$11,012,093	\$6,488,633	\$4,523,460
Department of Development Services	LAKESIDE NEUROLOGIC	22DDS0147NS	Non Standard Residential Services	Q	\$1,306,701	\$0	\$3,517,942	\$4,824,642	8/2/2022	6/30/2024	\$21,793,018	\$4,824,642	\$16,968,376
Department of Development Services	LATHAM CENTERS INC	22DDS0148NS	Non-Standard Residential Services	Q	\$190,124	\$0	\$1,044,510	\$1,234,634	11/1/2022	6/30/2024	\$5,368,342	\$1,234,634	\$4,133,708
Department of Development Services	LIFE NEEDS COOP INC	21DDS0079RD	Continuous Residential Supports	Q	\$262,558	\$0	\$732,507	\$995,065	7/1/2021	6/30/2024	\$3,196,057	\$1,936,665	\$1,259,392
Department of Development Services	LIFE-SKILLS INC	21DDS0133RD	Day Support Option	Q	\$252,960	\$0	\$0	\$252,960	9/1/2021	6/30/2024	\$688,824	\$438,115	\$250,709
Department of Development Services	LIFECONNECTIONS SPECIALIZED SUPPORT	17DDS0102OT	Medical Services-Non-Profits	N	\$5,000	\$0	\$0	\$5,000	7/1/2017	6/30/2023	\$150,000	\$55,000	\$95,000



Agency	Supplier Name	Contract ID #	Contract Description	Competitive ₁	Payments				Terms				
					General Fund	Federal Fund	Other Fund ₂	Total FY 2023 ₃	Contract Begin Date	Contract Expire Date	Cumulative Contract Total Amount ₄	Cumulative Contract Payments ₅	Cumulative Contract Balance Remaining ₆
Department of Development Services	LIVING INNOVATIONS SUPPORT SERVICES INC	21DDS0081RD	Community Companion Home	Q	\$0	\$0	\$254,654	\$254,654	7/1/2021	6/30/2024	\$1,172,549	\$583,195	\$589,354
Department of Development Services	MARC COMMUNITY RESOURCES LTD	21DDS0082RD	Community Living Arrangement	Q	\$5,335,261	\$0	\$4,566,621	\$9,901,882	7/1/2021	6/30/2024	\$27,588,937	\$18,462,890	\$9,126,047
Department of Development Services	MARC INC OF MANCHESTER	21DDS0083RD	Community Living Arrangement	Q	\$7,655,304	\$0	\$6,633,471	\$14,288,775	7/1/2021	6/30/2024	\$42,430,368	\$26,074,575	\$16,355,793
Department of Development Services	MARCH INC OF MANCHESTER	21DDS0084RD	Community Living Arrangements	Q	\$571,162	\$0	\$8,220,291	\$8,791,453	7/1/2021	6/30/2024	\$27,717,797	\$16,525,314	\$11,192,483
Department of Development Services	MARRAKECH HOUSING OPTIONS INC	21DDS0140RD	Clinical Behavior Supports	Q	\$7,300,745	\$0	\$21,264,620	\$28,565,365	9/3/2021	6/30/2024	\$88,427,379	\$50,400,358	\$38,027,021
Department of Development Services	MARTHA LLOYD SCHOOL INC	22DDS0149NS	Non-Standard Residential Services	Q	\$55,452	\$0	\$56,264	\$111,716	9/1/2022	6/30/2024	\$355,570	\$111,716	\$243,854
Department of Development Services	MERZWA ENTERPRISE INC	22DDS0150NS	Non Standard Residential Services	Q	\$27,534	\$0	\$177,885	\$205,419	7/1/2022	6/30/2024	\$330,746	\$205,419	\$125,327
Department of Development Services	MIDSTATE ARC INC	21DDS0086RD	Behavior Supports, Clinical	Q	\$5,947,990	\$0	\$9,900,397	\$15,848,387	7/1/2021	6/30/2024	\$42,709,739	\$29,944,468	\$12,765,271
Department of Development Services	MOSAIC	21DDS0088RD	Community Living Arrangement	Q	\$3,281,210	\$0	\$26,750,383	\$30,031,593	7/1/2021	6/30/2024	\$93,131,262	\$55,271,858	\$37,859,404
Department of Development Services	NAFI CONNECTICUT INC	21DDS0095POS01	Behavior Supports, Clinical	Q	\$197,389	\$0	\$2,492,705	\$2,690,094	7/1/2021	6/30/2024	\$8,069,708	\$4,609,235	\$3,460,473
Department of Development Services	NETWORK INC	21DDS0089RD	Behavior Supports, Clinical	Q	\$4,329,989	\$0	\$19,734,653	\$24,064,642	7/1/2021	6/30/2024	\$77,429,218	\$45,193,822	\$32,235,396
Department of Development Services	NEURORESTORATIVE FLORIDA	22DDS0151NS	Non Standard Residential Services	Q	\$472,415	\$0	\$1,565,632	\$2,038,047	10/1/2022	6/30/2024	\$7,524,257	\$2,038,047	\$5,486,210
Department of Development Services	NEW BEGINNINGS FOR LIFE LLC	21DDS0090RD	Continuous Residential Supports	Q	\$2,537,166	\$0	\$2,443,917	\$4,981,084	7/1/2021	6/30/2024	\$12,410,143	\$8,337,934	\$4,072,209
Department of Development Services	NEW CANAAN GROUP HOME INC	21DDS0091RD	Community Living Arrangement	Q	\$0	\$0	\$513,840	\$513,840	7/1/2021	6/30/2024	\$1,665,920	\$998,958	\$666,962
Department of Development Services	NEW ENGLAND BUSINESS ASSOCIATES INC	21DDS0092RD	Day Support Options	Q	\$811,336	\$0	\$0	\$811,336	7/1/2021	6/30/2024	\$2,937,958	\$1,556,304	\$1,381,654
Department of Development Services	NEW ENGLAND RESIDENTIAL SERVICES INC	21DDS0093RD	Community Living Arrangement	Q	\$261,469	\$0	\$6,439,780	\$6,701,249	7/1/2021	6/30/2024	\$18,635,686	\$12,661,738	\$5,973,948
Department of Development Services	NEW FOUNDATIONS INC	21DDS0094RD	Community Living Arrangement	Q	\$124,426	\$0	\$2,601,269	\$2,725,694	7/1/2021	6/30/2024	\$9,121,299	\$5,189,040	\$3,932,259
Department of Development Services	NORTHEAST MEDICAL GROUP INC	20DDS1007CS	Geriatrician Services	E	\$2,800	\$0	\$0	\$2,800	12/1/2020	11/30/2021	\$8,400	\$7,000	\$1,400
Department of Development Services	NORTHEAST PLACEMENT SERVICES INC	21DDS0096RD	Behavior Supports, Clinical	Q	\$1,521,009	\$0	\$3,259,059	\$4,780,068	7/1/2021	6/30/2024	\$12,905,386	\$9,036,234	\$3,869,152
Department of Development Services	OPPORTUNITY HOUSE INC	21DDS0097RD	Community Living Arrangement	Q	\$1,242,865	\$0	\$2,611,428	\$3,854,293	7/1/2021	6/30/2024	\$9,541,954	\$6,911,847	\$2,630,107
Department of Development Services	OPPORTUNITY WORKS CONNECTICUT INC	21DDS0098RD	Day Support Options	Q	\$2,955,856	\$0	\$0	\$2,955,856	7/1/2021	6/30/2024	\$10,614,635	\$5,673,650	\$4,940,985
Department of Development Services	OPTIONS UNLIMITED INC	21DDS0099RD	Community Living Arrangements	Q	\$617,631	\$0	\$5,641,446	\$6,259,077	7/1/2021	6/30/2024	\$19,170,186	\$11,527,194	\$7,642,992
Department of Development Services	PRIMECARE INC	21DDS0100RD	Community Living Arrangement	Q	\$5,779,642	\$0	\$13,971,417	\$19,751,059	7/1/2021	6/30/2024	\$60,988,598	\$36,378,387	\$24,610,211
Department of Development Services	PUBLIC PARTNERSHIPS LLC	20DDS0001RD	Training Services for Self Direction	Y	\$0	\$0	\$318,875	\$318,875	1/1/2021	12/31/2023	\$937,500	\$631,554	\$305,946
Department of Development Services	RELIANCE HEALTH INC	21DDS0101RD	Continuous Residential Supports	Q	\$510,211	\$0	\$1,782,220	\$2,292,431	7/1/2021	6/30/2024	\$5,618,242	\$4,038,783	\$1,579,459
Department of Development Services	RESOURCES FOR HUMAN DEVELOPMENT INC	21DDS0102RD	Day Support Options	Q	\$1,643,889	\$0	\$8,393,768	\$10,037,657	7/1/2021	6/30/2024	\$32,302,089	\$19,310,180	\$12,991,909
Department of Development Services	RIVERBROOK RESIDENCE INC	22DDS0152NS	Non-Standard Residential Services	Q	\$51,037	\$0	\$108,619	\$159,655	7/1/2022	6/30/2024	\$503,657	\$159,655	\$344,002
Department of Development Services	RMS DEVELOPMENT INC	21DDS0103RD	Emergency Transitional Housing	Q	\$2,635,287	\$0	\$31,540,102	\$34,175,390	7/1/2021	6/30/2024	\$88,029,658	\$60,044,872	\$27,984,786



Agency	Supplier Name	Contract ID #	Contract Description	Competitive ₁	Payments				Terms				
					General Fund	Federal Fund	Other Fund ₂	Total FY 2023 ₃	Contract Begin Date	Contract Expire Date	Cumulative Contract Total Amount ₄	Cumulative Contract Payments ₅	Cumulative Contract Balance Remaining ₆
Department of Development Services	ROBIN'S NEST INTERGENERATIONAL	21DDS0104RD	Community Living Arrangement	Q	\$452,103	\$0	\$1,440,755	\$1,892,858	7/1/2021	6/30/2024	\$7,070,697	\$3,537,182	\$3,533,515
Department of Development Services	SAINT CATHERINE CENTER FOR SPECIAL NEEDS	21DDS0112RD	Day Support Options	Q	\$1,102,724	\$0	\$0	\$1,102,724	7/1/2021	6/30/2024	\$3,223,400	\$2,140,134	\$1,083,266
Department of Development Services	SARAH INC	21DDS0106RD	Day Support Options	Q	\$6,204,339	\$0	\$169,960	\$6,374,298	7/1/2021	6/30/2024	\$20,118,529	\$12,249,831	\$7,868,698
Department of Development Services	SARAH SENECA RESIDENTIAL SERV	21DDS0107RD	Community Living Arrangement	Q	\$763,244	\$0	\$8,366,584	\$9,129,828	7/1/2021	6/30/2024	\$28,217,278	\$16,277,906	\$11,939,372
Department of Development Services	SARAH TUXIS RESIDENTIAL SERVICES INC	21DDS0108RD	Community Living Arrangement	Q	\$1,820,087	\$0	\$10,769,823	\$12,589,909	7/1/2021	6/30/2024	\$33,020,965	\$23,444,186	\$9,576,779
Department of Development Services	SEABIRD ENTERPRISES INC	21DDS0109RD	Day Support Options	Q	\$5,890,655	\$0	\$20,193	\$5,910,849	7/1/2021	6/30/2024	\$17,673,722	\$11,261,380	\$6,412,342
Department of Development Services	SHARP TRAINING INC	21DDS0110RD	Day Support Options	Q	\$3,641,554	\$0	\$510,609	\$4,152,164	7/1/2021	6/30/2024	\$15,077,762	\$8,123,987	\$6,953,775
Department of Development Services	SISTERS LLC	21DDS0105RD	Day Support Options	Q	\$592,784	\$0	\$166,074	\$758,858	7/1/2021	6/30/2024	\$3,031,672	\$1,526,008	\$1,505,665
Department of Development Services	SOUTHEASTERN EMPLOYMENT SERVICES LLC	21DDS0111RD	Day Support Options	Q	\$497,697	\$0	\$0	\$497,697	7/1/2021	6/30/2024	\$2,103,326	\$962,896	\$1,140,430
Department of Development Services	ST FRANCIS HOSPITAL & MEDICAL CENTER	18DDS0105CS	Dental Services	N	\$116,240	\$0	\$0	\$116,240	7/1/2018	6/30/2024	\$848,000	\$611,450	\$236,550
Department of Development Services	ST VINCENT'S SPECIAL NEEDS CENTER INC	21DDS0113RD	Community Living Arrangement	Q	\$3,198,998	\$0	\$7,545,115	\$10,744,113	7/1/2021	6/30/2024	\$33,917,622	\$20,370,114	\$13,547,508
Department of Development Services	ST VINCENT'S SPECIAL NEEDS CENTER INC	22DDS0153NS	Non-Standard Residential Services	Q	\$28,136	\$0	\$88,200	\$116,336	9/1/2022	6/30/2024	\$817,027	\$116,336	\$700,691
Department of Development Services	STAR INC LIGHTING THE WAY	21DDS0114RD	Community Living Arrangement	Q	\$5,093,337	\$0	\$8,841,487	\$13,934,824	7/1/2021	6/30/2024	\$44,180,112	\$25,862,790	\$18,317,322
Department of Development Services	SUNRISE NORTHEAST INC	21DDS0115RD	Community Living Arrangements	Q	\$2,376,457	\$0	\$14,743,081	\$17,119,538	7/1/2021	6/30/2024	\$67,071,102	\$32,643,606	\$34,427,496
Department of Development Services	SUNSET HILL INC	21DDS0116RD	Community Living Arrangements	Q	\$115,864	\$0	\$422,144	\$538,008	7/1/2021	6/30/2024	\$1,718,802	\$1,042,283	\$676,519
Department of Development Services	SUNSET SHORES OF MILFORD INC	12DDS0259OT	Administrative Fees	N	\$1,512,493	\$0	\$1,698,061	\$3,210,554	1/1/2013	1/31/2024	\$25,304,181	\$22,348,737	\$2,955,444
Department of Development Services	SUNSET SHORES OF MILFORD INC	21DDS0117RD	Day Support Options	Q	\$846,845	\$0	\$0	\$846,845	7/1/2021	6/30/2024	\$2,427,621	\$1,538,131	\$889,490
Department of Development Services	THE ARC EASTERN CONNECTICUT	21DDS0012RD	Behavior Supports, Clinical	Q	\$7,165,662	\$0	\$14,396,121	\$21,561,783	7/1/2021	6/30/2024	\$67,657,738	\$40,107,828	\$27,549,910
Department of Development Services	THE ARC OF LITCHFIELD COUNTY INC	21DDS0119RD	Community Living Arrangement	Q	\$3,054,649	\$0	\$4,068,173	\$7,122,822	7/1/2021	6/30/2024	\$22,952,803	\$12,927,027	\$10,025,776
Department of Development Services	THE ARC OF SOUTHTONING INC	21DDS0014RD	Behavior Supports, Clinical	Q	\$282,294	\$0	\$5,927,700	\$6,209,995	7/1/2021	6/30/2024	\$20,178,086	\$11,884,008	\$8,294,078
Department of Development Services	THE ARC OF THE FARMINGTON VALLEY INC	21DDS0118RD	Behavior Supports, Clinical	Q	\$8,718,268	\$0	\$8,235,407	\$16,953,675	7/1/2021	6/30/2024	\$49,311,289	\$30,005,986	\$19,305,303
Department of Development Services	THE BEAR DEN PROJECT INC	22DDS0154NS	Non Standard Residential Services	Q	\$33,161	\$0	\$103,951	\$137,112	7/1/2022	6/30/2024	\$442,468	\$137,112	\$305,357
Department of Development Services	THE CARING COMMUNITY OF CONNECTICUT INC	21DDS0027RD	Community Living Arrangement	Q	\$3,485,021	\$0	\$17,234,708	\$20,719,729	7/1/2021	6/30/2024	\$62,265,293	\$36,886,520	\$25,378,773
Department of Development Services	THE CHILDREN'S CENTER OF HAMDEN INC	21DDS0003RD1	Community Living Arrangement	Q	\$0	\$0	\$1,257,965	\$1,257,965	7/1/2021	6/30/2024	\$4,089,587	\$2,414,841	\$1,674,746
Department of Development Services	THE CONNECTICUT INSTITUTE FOR THE BLIND	21DDS0041RD	Clinical Response Team	Q	\$6,028,173	\$0	\$38,639,012	\$44,667,185	7/1/2021	6/30/2024	\$139,499,911	\$81,047,851	\$58,452,060
Department of Development Services	THE DEVEREUX FOUNDATION	22DDS0143POS01	Non-standard Residential Services	Q	\$48,283	\$0	\$84,504	\$132,787	8/1/2022	6/30/2024	\$328,553	\$132,787	\$195,766
Department of Development Services	THE KENNEDY COLLECTIVE INC	21DDS0076RD	Clinical Behavior Supports	Q	\$12,367,697	\$0	\$10,189,078	\$22,556,774	7/1/2021	6/30/2024	\$84,782,243	\$44,985,171	\$39,797,072
Department of Development Services	THE LIGHTHOUSE VOC-ED CENTER INC	21DDS0080RD	Day Support Options	Q	\$1,613,072	\$0	\$0	\$1,613,072	7/1/2021	6/30/2024	\$4,632,462	\$2,885,997	\$1,746,465



Agency	Supplier Name	Contract ID #	Contract Description	Competitive	Payments				Terms				
					General Fund	Federal Fund	Other Fund ₂	Total FY 2023 ₃	Contract Begin Date	Contract Expire Date	Cumulative Contract Total Amount ₄	Cumulative Contract Payments ₅	Cumulative Contract Balance Remaining ₆
Department of Development Services	THE WEST HAVEN COMMUNITY HOUSE	21DDS0128RD	Community Living Arrangement	Q	\$1,636,500	\$0	\$2,879,425	\$4,515,925	7/1/2021	6/30/2024	\$14,248,081	\$8,501,493	\$5,746,588
Department of Development Services	TRANSITIONAL EMPLOYMENT UNLIMITED	21DDS0120RD	Day Support Options	Q	\$783,071	\$0	\$0	\$783,071	7/1/2021	6/30/2024	\$2,358,279	\$1,503,932	\$854,347
Department of Development Services	TRANSITIONCT	21DDS0136RD	Day Support	Q	\$1,402,894	\$0	\$0	\$1,402,894	10/1/2021	6/30/2024	\$4,218,015	\$2,198,111	\$2,019,904
Department of Development Services	TURNING LEAF AGENCY CORP	21DDS0121RD	Continuous Residential Supports	Q	\$567,279	\$0	\$2,437,421	\$3,004,700	7/1/2021	6/30/2024	\$10,115,284	\$5,553,235	\$4,562,049
Department of Development Services	UNITED CEREBRAL PALSY ASSOCIATION	21DDS0122RD	Behavior Supports, Clinical	Q	\$2,763,440	\$0	\$1,098,942	\$3,862,382	7/1/2021	6/30/2024	\$11,081,210	\$7,043,867	\$4,037,343
Department of Development Services	UNITY PROJECT INC	22DDS6466NS	Non Standard Residential Services	Q	\$34,070	\$0	\$154,899	\$188,969	7/1/2022	6/30/2024	\$504,140	\$188,969	\$315,171
Department of Development Services	VIABILITY INC	21DDS0124RD	Behavior Supports, Clinical	Q	\$2,889,816	\$0	\$1,783,116	\$4,672,932	7/1/2021	6/30/2024	\$16,279,438	\$9,091,436	\$7,188,002
Department of Development Services	VINFEN CORPORATION OF CONNECTICUT INC	21DDS0125RD	Behavior Supports, Clinical	Q	\$3,038,200	\$0	\$17,490,845	\$20,529,045	7/1/2021	6/30/2024	\$63,926,833	\$37,811,922	\$26,114,911
Department of Development Services	VISTA LIFE INNOVATIONS INC	21DDS0126RD	Day Support Options	Q	\$1,430,378	\$0	\$1,249,802	\$2,680,180	7/1/2021	6/30/2024	\$10,774,521	\$5,069,430	\$5,705,091
Department of Development Services	WATERBURY ARC INC	21DDS0127RD	Day Support Options	Q	\$4,738,178	\$0	\$406,725	\$5,144,903	7/1/2021	6/30/2024	\$15,590,952	\$9,747,553	\$5,843,399
Department of Development Services	WHEELER CLINIC INC	17DDS2005CS	In-Home Training	N	\$169,111	\$0	\$0	\$169,111	7/1/2017	6/30/2024	\$840,000	\$619,973	\$220,027
Department of Development Services	WHOLE LIFE INC	21DDS0129RD	Community Living Arrangement	Q	\$4,893,403	\$0	\$21,129,047	\$26,022,450	7/1/2021	6/30/2024	\$80,790,127	\$46,621,702	\$34,168,425
Department of Development Services	WINCHESTER TOWN TREASURER	21DDS0131RD	Day Support Options	Q	\$553,081	\$0	\$0	\$553,081	7/1/2021	6/30/2024	\$1,501,382	\$1,010,397	\$490,985
Department of Development Services	WINDSOR INDEPENDENT LIVING	21DDS0130RD	Behavior Supports, Clinical	Q	\$814,571	\$0	\$3,916,906	\$4,731,478	7/1/2021	6/30/2024	\$14,967,656	\$8,841,828	\$6,125,828
Department of Development Services	WITHIN REACH LLC	22DDS0142RD	Individual Home Supports	Q	\$798,468	\$0	\$63,942	\$862,410	11/1/2022	6/30/2024	\$4,312,638	\$862,410	\$3,450,228
Total	166				\$316,332,408	\$0	\$717,452,446	\$1,033,784,854			\$3,276,174,357	\$1,931,333,359	\$1,344,840,998
Department of Housing	ADVANCING CONNECTICUT TOGETHER INC	15DOH0101AA	Emergency Shelter Program	Y	\$0	\$854,096	\$0	\$854,096	7/1/2015	6/30/2023	\$7,957,955	\$7,957,955	\$0
Department of Housing	ADVANCING CONNECTICUT TOGETHER INC	16DOH0601AA	Dept on AIDS housing policy and programs	Y	\$406,891	\$0	\$0	\$406,891	7/1/2016	6/30/2023	\$2,642,595	\$2,642,593	\$2
Department of Housing	ADVANCING CONNECTICUT TOGETHER INC	17DOH0901AA	Rapid Rehousing	Y	\$0	\$578,332	\$0	\$578,332	7/1/2017	6/30/2023	\$2,556,600	\$2,556,600	\$0
Department of Housing	ADVANCING CONNECTICUT TOGETHER INC	18DOH0911AA	Rapid Rehousing-Fairfield Cty	y	\$0	\$748,056	\$0	\$748,056	7/1/2018	6/30/2023	\$6,227,071	\$3,462,739	\$2,764,332
Department of Housing	ADVANCING CONNECTICUT TOGETHER INC	20DOH0931AA	Youth homeless	y	\$436,166	\$770,999	\$0	\$1,207,165	12/1/2020	11/30/2023	\$4,335,038	\$3,403,066	\$931,972
Department of Housing	ADVANCING CONNECTICUT TOGETHER INC	22DOH0011CIA 2	22DOH0011CIA 2 (CIA Rent Bank)	N	\$0	\$0	\$1,500,000	\$1,500,000	8/1/2022	6/30/2024	\$1,500,000	\$1,500,000	\$0
Department of Housing	ADVANCING CONNECTICUT TOGETHER INC	22DOH0012CIA	22DOH0012CIA	N	\$0	\$0	\$502,097	\$502,097	8/1/2022	6/30/2024	\$1,000,000	\$502,097	\$497,903
Department of Housing	ADVANCING CONNECTICUT TOGETHER INC	22DOH0901AA	Rapid Rehousing - Comm. Coll	N	\$300,000	\$0	\$0	\$300,000	2/1/2022	6/30/2024	\$600,000	\$600,000	\$0
Department of Housing	ADVANCING CONNECTICUT TOGETHER INC	22DOH0911AACT0339	Rapid Rehousing	Y	\$0	\$25,578	\$0	\$25,578	12/1/2021	11/30/2023	\$1,002,648	\$25,578	\$977,070
Department of Housing	ADVANCING CONNECTICUT TOGETHER INC	22DOH0921AARRH	Rapid Rehousing Probation Clients	N	\$245,283	\$0	\$0	\$245,283	7/1/2022	6/30/2024	\$300,000	\$245,283	\$54,717
Department of Housing	ADVANCING CONNECTICUT TOGETHER INC	22DOH0931AAESG	Rapid Rehousing	Y	\$96,775	\$19,138	\$0	\$115,913	6/1/2022	9/30/2023	\$1,174,985	\$115,913	\$1,059,072
Department of Housing	ADVANCING CONNECTICUT TOGETHER INC	22DOHACTCT0279	22DOHACTCT0279	Y	\$0	\$209,088	\$0	\$209,088	6/1/2022	5/23/2023	\$209,088	\$209,088	\$0



Agency	Supplier Name	Contract ID #	Contract Description	Competitive ₁	Payments				Terms				
					General Fund	Federal Fund	Other Fund ₂	Total FY 2023 ₃	Contract Begin Date	Contract Expire Date	Cumulative Contract Total Amount ₄	Cumulative Contract Payments ₅	Cumulative Contract Balance Remaining ₆
Department of Housing	ALLIANCE FOR LIVING INC	16DOH0601AD	16DOH0601AD-AIDS housing	Y	\$379,876	\$0	\$0	\$379,876	7/1/2016	6/30/2023	\$2,583,208	\$2,583,208	\$0
Department of Housing	ALLIANCE FOR LIVING INC	18DOH0301AD	18DOH0301AD-HOPWA	Y	\$0	\$73,742	\$0	\$73,742	7/1/2018	6/30/2023	\$365,336	\$365,336	\$0
Department of Housing	ALWAYS HOME INC	20DOH0202RY	20DOH0202RY-EvictionPrevention	N	\$0	\$35,250	\$0	\$35,250	10/1/2020	3/31/2023	\$142,325	\$137,289	\$5,036
Department of Housing	APEX COMMUNITY CARE INC	16DOH0601AC	Residences for Person with HIV/AIDS	Y	\$285,813	\$0	\$0	\$285,813	7/1/2016	6/30/2023	\$1,857,531	\$1,857,531	\$0
Department of Housing	AREA CONGREGATIONS TOGETHER INC	19DOH0101AG	19DOH0101AG ESS	Y	\$77,820	\$164,456	\$2,497	\$244,773	7/1/2019	12/31/2023	\$1,159,149	\$979,092	\$180,057
Department of Housing	BETH-EL CENTER INC	15DOH0101AH	Emergency Shelter Program	Y	\$0	\$189,974	\$9,005	\$198,979	7/1/2015	12/31/2023	\$1,642,624	\$1,535,874	\$106,750
Department of Housing	BHCARE INC	20DOH0201BV	20DOH0201BV Eviction Prev.	N	\$0	\$117,151	\$0	\$117,151	10/1/2020	6/30/2023	\$301,188	\$184,038	\$117,151
Department of Housing	BRIDGEPORT NEIGHBORHOOD TRUST INC	21DOH0513HP	21DOH0513HP-UniteCT Level II	N	\$0	\$201,037	\$0	\$201,037	3/15/2021	6/30/2023	\$1,040,980	\$936,077	\$104,903
Department of Housing	CAPITAL FOR CHANGE INC	21DOH0513HQ	21DOH0513HQ-UniteCT Level II	N	\$0	\$57,526	\$0	\$57,526	3/15/2021	12/31/2022	\$479,290	\$326,167	\$153,123
Department of Housing	CASA OTONAL INC	22DOH0015CIA	22DOH0015CIA	N	\$0	\$0	\$100,000	\$100,000	12/1/2022	9/30/2023	\$100,000	\$100,000	\$0
Department of Housing	CATHOLIC CHARITIES OF FAIRFIELD COUNTY	19DOH0601AI	19DOH0601AI-AID	Y	\$108,002	\$0	\$0	\$108,002	7/1/2019	6/30/2023	\$393,152	\$393,152	\$0
Department of Housing	CENTRAL CONNECTICUT COAST YOUNG MEN'S	19DOH0101AJ	19DOH0101AJ-ESS	Y	\$380,473	\$180,369	\$2,818	\$563,660	7/1/2019	6/30/2023	\$2,444,667	\$2,129,381	\$315,286
Department of Housing	CHEMICAL ABUSE SERVICES AGENCY INC	18DOH0601AK	18DOH0601AK-AIDS	Y	\$99,489	\$0	\$0	\$99,489	8/1/2018	6/30/2023	\$466,128	\$466,128	\$0
Department of Housing	CHRISTIAN COMMUNITY ACTION INC	19DOH0101AM	19DOH0101AM-ESS	Y	\$376,169	\$107,295	\$2,701	\$486,165	7/1/2019	12/31/2023	\$2,108,607	\$1,836,624	\$271,983
Department of Housing	CHRISTIAN COMMUNITY ACTION INC	22DOH0101AM	22DOH0101AM Leg.ESS	N	\$100,000	\$0	\$0	\$100,000	7/1/2022	6/30/2023	\$100,000	\$100,000	\$0
Department of Housing	CHRYSALIS CENTER INC	16DOH0601AN	16DOH0601AN-AIDS housing	Y	\$109,094	\$0	\$0	\$109,094	7/1/2016	6/30/2023	\$709,141	\$709,141	\$0
Department of Housing	CITY OF DANBURY	19DOH0101AZ	19DOH0101AZ ESS 20	E	\$74,663	\$0	\$0	\$74,663	7/1/2019	12/31/2023	\$323,843	\$282,059	\$41,784
Department of Housing	CITY OF HARTFORD	19DOH0101BG	19DOH0101BG-ESS-20	E	\$546,582	\$0	\$0	\$546,582	7/1/2019	12/31/2023	\$2,370,745	\$2,064,864	\$305,881
Department of Housing	COLUMBUS HOUSE INC	18DOH0301AO	18DOH0301AO-HOPWA	Y	\$0	\$182,887	\$0	\$182,887	7/1/2018	6/30/2023	\$887,735	\$887,735	\$0
Department of Housing	COLUMBUS HOUSE INC	19DOH0401AO	19DOH0401AO-AIDS/ESS	Y	\$1,567,690	\$244,437	\$0	\$1,812,127	7/1/2019	12/31/2023	\$7,989,710	\$6,903,928	\$1,085,782
Department of Housing	COLUMBUS HOUSE INC	20DOH0921AO	20DOH0921AO-YHDP-2019	Y	\$0	\$20,667	\$58,639	\$79,307	12/1/2020	11/30/2021	\$180,733	\$180,733	\$0
Department of Housing	COLUMBUS HOUSE INC	20DOH1101AO	20DOH1101AO-Homeless Outreach	Y	\$0	\$59,091	\$0	\$59,091	12/1/2020	9/30/2023	\$148,182	\$129,091	\$19,091
Department of Housing	COLUMBUS HOUSE INC	21DOH0901AO	21DOH0901AO YHDP	Y	\$41,874	\$109,555	\$0	\$151,429	12/1/2021	11/30/2023	\$302,858	\$239,763	\$63,095
Department of Housing	COLUMBUS HOUSE INC	21DOH0921AO	21DOH0921AO COC RRH	Y	\$0	\$50,962	\$0	\$50,962	12/1/2021	11/30/2022	\$122,308	\$122,308	\$0
Department of Housing	COLUMBUS HOUSE INC	22DOH1001AO	cold weather shelter	Y	\$529,181	\$0	\$0	\$529,181	12/1/2022	6/30/2023	\$529,181	\$529,181	\$0
Department of Housing	COLUMBUS HOUSE INC	22DOHCHCT0339	COC rapid rehousing	Y	\$0	\$56,128	\$0	\$56,128	12/1/2022	11/30/2025	\$122,256	\$56,128	\$66,128
Department of Housing	COMMUNITY HEALTH RESOURCES INC	16DOH0901AQ	Rapid Re-Housing Program	Y	\$637,204	\$132,480	\$0	\$769,684	7/1/2016	6/30/2023	\$4,567,878	\$4,567,878	\$0
Department of Housing	COMMUNITY HEALTH RESOURCES INC	19DOH0601AQ	19DOH0601AQ-AIDS	Y	\$172,784	\$0	\$0	\$172,784	7/1/2019	6/30/2023	\$651,921	\$651,921	\$0



Agency	Supplier Name	Contract ID #	Contract Description	Competitive ₁	Payments				Terms				
					General Fund	Federal Fund	Other Fund ₂	Total FY 2023 ₃	Contract Begin Date	Contract Expire Date	Cumulative Contract Total Amount ₄	Cumulative Contract Payments ₅	Cumulative Contract Balance Remaining ₆
Department of Housing	COMMUNITY HEALTH RESOURCES INC	19DOH0901AQ	19DOH0901AQ-CHR RRH 2018	Y	\$0	\$132,297	\$44,099	\$176,396	7/1/2019	6/30/2023	\$705,584	\$705,584	\$0
Department of Housing	COMMUNITY HEALTH RESOURCES INC	21DOH0701AQ	2-26-21 to 6-30-21	Y	\$84,559	\$0	\$12,500	\$97,059	2/26/2021	6/30/2025	\$451,077	\$252,059	\$199,018
Department of Housing	COMMUNITY HEALTH RESOURCES INC	21DOH0901AQ	21DOH0901AQ YHDP	Y	\$81,667	\$81,667	\$0	\$163,334	12/1/2021	11/30/2023	\$280,000	\$245,000	\$35,000
Department of Housing	COMMUNITY HEALTH RESOURCES INC	22DOHCHRCT0279	2201050	Y	\$0	\$176,396	\$0	\$176,396	6/1/2022	5/31/2023	\$176,396	\$176,396	\$0
Department of Housing	COMMUNITY RENEWAL TEAM INC	19DOH0101AS	19DOH0101AS-ESS	Y	\$276,742	\$197,333	\$0	\$474,075	7/1/2019	12/31/2023	\$2,216,488	\$1,896,300	\$320,188
Department of Housing	CONNECTICUT COALITION AGAINST DOMESTIC	19DOH0901FJ	19DOH0901FJ RRH DV	Y	\$1,661,672	\$1,453,307	\$0	\$3,114,979	7/1/2019	6/30/2023	\$6,543,291	\$6,543,291	\$0
Department of Housing	CONNECTICUT COALITION AGAINST DOMESTIC	21DOH0901FJ	Line 1 2020	Y	\$841,321	\$760,940	\$0	\$1,602,261	11/1/2021	10/31/2024	\$5,305,293	\$2,187,007	\$3,118,286
Department of Housing	CONNECTICUT COALITION TO END	21DOH0101AT	21DOH0101AT-CCEH HMIS state	Y	\$559,813	\$181,576	\$0	\$741,389	7/1/2021	6/30/2024	\$2,254,453	\$1,482,778	\$771,675
Department of Housing	CONNECTICUT COALITION TO END	21DOH0901AT	CCEH Diversion	Y	\$17,952	\$0	\$0	\$17,952	12/1/2021	11/30/2022	\$71,807	\$17,952	\$53,855
Department of Housing	COVENANT SHELTER OF NEW LONDON INC	15DOH0101AY	Emergency Shelter Program	Y	\$2,090	\$171,818	\$13,419	\$187,326	7/1/2015	12/31/2023	\$1,627,849	\$1,505,234	\$122,615
Department of Housing	FAMILY & CHILDRENS AGENCY INC	17DOH0001JT	17DOH0001JT - supp. housing	Y	\$108,067	\$0	\$0	\$108,067	7/1/2017	6/30/2023	\$608,223	\$608,223	\$0
Department of Housing	FAMILY AND CHILDREN'S AID INC	15DOH0101BB	Emergency Shelter Services	Y	\$59,362	\$100,801	\$5,911	\$166,074	7/1/2015	12/31/2023	\$1,225,872	\$1,120,293	\$105,579
Department of Housing	FISH/FRIENDS IN SERVICE TO HUMANITY OF	15DOH0101CY	Emergency Shelter Program	Y	\$42,660	\$166,494	\$10,732	\$219,886	7/1/2015	12/31/2023	\$1,908,230	\$1,767,113	\$141,117
Department of Housing	FRIENDSHIP SERVICE CENTER INC	18DOH0701BC	18DOH0701BC-PSH	Y	\$0	\$69,168	\$0	\$69,168	7/1/2018	6/30/2023	\$345,840	\$345,840	\$0
Department of Housing	FRIENDSHIP SERVICE CENTER INC	19DOH0101BC	19DOH0101BC ESS	Y	\$232,633	\$84,443	\$6,765	\$323,840	7/1/2019	12/31/2023	\$1,390,240	\$1,139,379	\$250,861
Department of Housing	HANDS ON HARTFORD INC	16DOH0601BF	Residences for Person with HIV/AIDS	Y	\$623,421	\$0	\$0	\$623,421	7/1/2016	6/30/2023	\$4,051,989	\$4,051,989	\$0
Department of Housing	HANDS ON HARTFORD INC	21DOH0101BF	21DOH0101BF-Food Pantry	N	\$0	\$50,000	\$0	\$50,000	1/1/2022	12/31/2022	\$100,000	\$100,000	\$0
Department of Housing	HOLY FAMILY HOME AND SHELTER INC	15DOH0101BH	Emergency Shelter Program	Y	\$147,579	\$77,053	\$8,637	\$233,268	7/1/2015	12/31/2023	\$2,024,911	\$1,874,843	\$150,068
Department of Housing	HOMES WITH HOPE INC	15DOH0101BK	Emergency Shelter Program	Y	\$2,483	\$151,587	\$4,569	\$158,639	7/1/2015	12/31/2023	\$1,380,951	\$1,273,972	\$106,979
Department of Housing	HOUSING DEVELOPMENT FUND INC	21DOH0503HU	21DOH0503HU-UniteCT-2	N	\$0	\$35,450	\$0	\$35,450	3/15/2021	12/31/2022	\$338,100	\$226,600	\$111,500
Department of Housing	IMMACARE INC	19DOH0101BP	19DOH0101BP ESS	Y	\$276,966	\$194,339	\$5,832	\$477,136	7/1/2019	12/31/2023	\$2,069,216	\$1,802,515	\$266,701
Department of Housing	INSPIRICA INC	19DOH0401BR	2020_19DOH0401BR-AID, ESS	Y	\$1,136,153	\$180,250	\$1,667	\$1,318,069	7/1/2019	6/30/2023	\$3,570,285	\$3,570,285	\$0
Department of Housing	J D'AMELIA AND ASSOCIATES LLC	18DOH0501BO	FEDERAL HCV PROGRAMS	Y	\$1,875,585	\$112,951,695	\$0	\$114,827,280	7/1/2018	6/30/2024	\$612,669,280	\$503,064,186	\$109,605,094
Department of Housing	J D'AMELIA AND ASSOCIATES LLC	18DOH0511BO	STATE RENTAL ASSISTANCE PROGRAM	Y	\$73,918,085	\$0	\$0	\$73,918,085	7/1/2018	6/30/2024	\$467,112,482	\$347,394,928	\$119,717,554
Department of Housing	J D'AMELIA AND ASSOCIATES LLC	21DOH0701BO	21DOH0701BO PSH Rent. Asst.2020	Y	\$367,043	\$125,335	\$0	\$492,378	7/31/2021	6/30/2024	\$1,693,970	\$1,003,825	\$690,145
Department of Housing	JOURNEY HOME INC	17DOH1002YG	17DOH1002YG-A1 Coordinated Access	Y	\$13,293	\$39,878	\$0	\$53,171	7/1/2017	6/30/2023	\$319,026	\$319,026	\$0
Department of Housing	JOURNEY HOME INC	20DOH0201YG	20DOH0201YG EvictPrevention	N	\$0	\$409,305	\$0	\$409,305	10/1/2020	6/30/2023	\$901,598	\$650,500	\$251,098
Department of Housing	JOURNEY HOME INC	21DOH1011YG	21DOH1011YG Cold weather	N	\$2,204,557	\$168,621	\$0	\$2,373,178	12/1/2021	6/30/2023	\$3,130,242	\$3,130,242	\$0



Agency	Supplier Name	Contract ID #	Contract Description	Competitive ₁	Payments				Terms				
					General Fund	Federal Fund	Other Fund ₂	Total FY 2023 ₃	Contract Begin Date	Contract Expire Date	Cumulative Contract Total Amount ₄	Cumulative Contract Payments ₅	Cumulative Contract Balance Remaining ₆
Department of Housing	JOURNEY HOME INC	22DOH0006CIA	22DOH0006CIA	N	\$0	\$0	\$414,000	\$414,000	7/1/2022	6/30/2023	\$414,000	\$414,000	\$0
Department of Housing	JOURNEY HOME INC	22DOH0901YG	Youth Navigator	Y	\$24,645	\$0	\$0	\$24,645	12/15/2022	12/14/2024	\$65,720	\$24,645	\$41,075
Department of Housing	JOURNEY HOME INC	22DOH1001YG	22DOH1001YG emerg housing	Y	\$0	\$146,080	\$0	\$146,080	1/1/2022	12/31/2023	\$298,800	\$245,680	\$53,120
Department of Housing	KW CONSULTANTS LLC	19DOH0002PS	Consulting Services- CDBG Small Cities	Y	\$0	\$40,300	\$0	\$40,300	4/15/2019	3/31/2023	\$166,500	\$141,155	\$25,345
Department of Housing	LIBERTY COMMUNITY SERVICES INC	16DOH0601BV	16DOH0601BV-AIDS housing	Y	\$590,472	\$0	\$0	\$590,472	7/1/2016	6/30/2023	\$4,013,539	\$4,013,539	\$0
Department of Housing	LIBERTY COMMUNITY SERVICES INC	18DOH0701BV	18DOH0701BV-PSH	Y	\$0	\$94,320	\$0	\$94,320	7/1/2018	6/30/2023	\$471,600	\$471,600	\$0
Department of Housing	LIBERTY COMMUNITY SERVICES INC	20DOH1101PW	20DOH1101PW-Homeless Outreach	Y	\$0	\$36,272	\$0	\$36,272	12/1/2020	9/30/2023	\$242,543	\$206,272	\$36,272
Department of Housing	MENTAL HEALTH CONNECTICUT INC	17DOH1002WT	17DOH1002WT A1-Coordinated Access	Y	\$86,918	\$0	\$0	\$86,918	10/1/2017	6/30/2023	\$469,862	\$469,862	\$0
Department of Housing	MERCY HOUSING & SHELTER CORPORATION	15DOH0401BX	Residences for Person with HIV/AIDS	Y	\$915,800	\$44,139	\$630	\$960,569	7/1/2015	6/30/2023	\$7,428,267	\$7,428,267	\$0
Department of Housing	MERCY HOUSING & SHELTER CORPORATION	18DOH0701BX	PSH-SFY19	Y	\$274,009	\$81,744	\$0	\$355,753	7/1/2018	6/30/2023	\$1,793,764	\$1,793,764	\$0
Department of Housing	MERCY HOUSING & SHELTER CORPORATION	20DOH0901BX	20DOH0901BX COC RRH	Y	\$0	\$140,203	\$0	\$140,203	8/1/2020	6/30/2023	\$420,609	\$420,609	\$0
Department of Housing	MERCY HOUSING & SHELTER CORPORATION	21DOH0901BX	21DOH0901BX RRH Probation	Y	\$0	\$0	\$160,000	\$160,000	7/1/2021	6/30/2024	\$440,000	\$180,000	\$260,000
Department of Housing	MUTUAL HOUSING ASSOCIATION OF GREATER	21DOH0503HW	21DOH0503HW MHAofGr.Hartford	N	\$0	\$237,524	\$0	\$237,524	3/8/2021	12/31/2023	\$550,039	\$422,524	\$127,516
Department of Housing	MUTUAL HOUSING ASSOCIATION OF SOUTH	21DOH0502VY	21DOH0502VY-UniteCT Level I	N	\$0	\$206,505	\$0	\$206,505	3/8/2021	12/31/2023	\$598,009	\$391,505	\$206,505
Department of Housing	MUTUAL HOUSING ASSOCIATION OF SOUTH	21DOH0512VY	21DOH0512VY-UniteCT Level II	N	\$0	\$3,892,567	\$0	\$3,892,567	3/15/2021	12/31/2023	\$7,371,275	\$6,593,652	\$777,623
Department of Housing	MY SISTERS PLACE INC	17DOH0701CB	17DOH0701CB-Supportive housing	Y	\$76,231	\$0	\$0	\$76,231	7/1/2017	6/30/2023	\$459,673	\$459,673	\$0
Department of Housing	MY SISTERS PLACE INC	22DOH0501CB	case mgmt. for housing	Y	\$400,000	\$0	\$0	\$400,000	7/1/2022	6/30/2023	\$400,000	\$400,000	\$0
Department of Housing	NATIONAL CENTER FOR HOUSING AND CHILD	22DOH0014CIA	22DOH0014CIA CASE MGMT	N	\$0	\$0	\$75,000	\$75,000	10/1/2022	9/30/2023	\$150,000	\$75,000	\$75,000
Department of Housing	NEIGHBORHOOD HOUSING SERVICES OF	21DOH0512LE	21DOH0512LE NHS WTBY Level II	N	\$0	\$3,377,446	\$0	\$3,377,446	3/15/2021	12/31/2023	\$7,128,805	\$6,412,508	\$716,297
Department of Housing	NEW LONDON HOMELESS HOSPITALITY	15DOH0101CD	Emergency Shelter Program	Y	\$158,662	\$113,318	\$1,379	\$273,358	7/1/2015	12/31/2023	\$1,695,640	\$1,547,989	\$147,651
Department of Housing	NEW LONDON HOMELESS HOSPITALITY	20DOH0901CD	20DOH0901CD CoC RRH-2018	Y	\$0	\$89,330	\$0	\$89,330	1/1/2020	6/30/2023	\$267,990	\$267,990	\$0
Department of Housing	NEW LONDON HOMELESS HOSPITALITY	20DOH0911CD	20DOH0911CD - New London COC	Y	\$0	\$102,120	\$0	\$102,120	8/1/2020	6/30/2023	\$306,360	\$306,360	\$0
Department of Housing	NEW LONDON HOMELESS HOSPITALITY	21DOH0501CD	21DOH0501CD UniteCT	N	\$0	\$74,000	\$0	\$74,000	6/15/2021	12/31/2023	\$370,000	\$269,000	\$101,000
Department of Housing	NEW OPPORTUNITIES INC	17DOH1001CE	17DOH1001CE-Coordinated Access	Y	\$101,001	\$0	\$0	\$101,001	11/1/2017	6/30/2023	\$531,233	\$531,233	\$0
Department of Housing	NEW OPPORTUNITIES INC	19DOH0101CE	19DOH0101CE-ESS	Y	\$341,849	\$335,212	\$5,156	\$682,216	7/1/2019	12/31/2023	\$2,918,626	\$2,523,427	\$395,199
Department of Housing	NEW OPPORTUNITIES INC	19DOH0901CE	19DOH0901CE-RRH	Y	\$86,802	\$0	\$0	\$86,802	7/1/2019	6/30/2023	\$328,262	\$328,262	\$0
Department of Housing	NEW OPPORTUNITIES INC	20DOH0201CE	20DOH0201CE Evictionprevention	N	\$0	\$93,165	\$0	\$93,165	10/1/2020	6/30/2023	\$258,481	\$258,481	\$0
Department of Housing	NEW OPPORTUNITIES INC	22DOH0009CIA	22DOH0009CIA Community Inv Act	N	\$0	\$0	\$99,000	\$99,000	7/1/2022	6/30/2023	\$99,000	\$99,000	\$0



Agency	Supplier Name	Contract ID #	Contract Description	Competitive ₁	Payments				Terms				
					General Fund	Federal Fund	Other Fund ₂	Total FY 2023 ₃	Contract Begin Date	Contract Expire Date	Cumulative Contract Total Amount ₄	Cumulative Contract Payments ₅	Cumulative Contract Balance Remaining ₆
Department of Housing	NEW REACH INC	16DOH0901CC	Rapid Re-Housing Program	Y	\$246,322	\$231,561	\$0	\$477,883	7/1/2016	6/30/2023	\$3,082,365	\$3,082,365	\$0
Department of Housing	NEW REACH INC	19DOH0401CC	19DOH0401CC-AID, ESS	Y	\$866,255	\$280,157	\$439	\$1,146,851	7/1/2019	12/31/2023	\$4,654,134	\$4,591,004	\$63,130
Department of Housing	NEW REACH INC	19DOH0701CC	19DOH0701CC PSH Youth	Y	\$60,000	\$0	\$0	\$60,000	9/1/2019	6/30/2025	\$379,728	\$240,000	\$139,728
Department of Housing	NEW REACH INC	22DOH0101CC	22DOH0101CC ESS	Y	\$0	\$144,445	\$0	\$144,445	2/1/2022	12/31/2026	\$500,000	\$200,000	\$300,000
Department of Housing	NEW REACH INC	22DOHNRCT0339	Cont.ofCare Rapid Rehousing	Y	\$0	\$65,625	\$0	\$65,625	12/1/2022	11/30/2025	\$112,500	\$65,625	\$46,875
Department of Housing	NOANK COMMUNITY SUPPORT SERVICES INC	21DOH0903JK	Youth Navigator	Y	\$15,193	\$0	\$0	\$15,193	12/1/2021	11/30/2024	\$33,990	\$22,403	\$11,588
Department of Housing	NORTHWESTERN CONNECTICUT YMCA INC	15DOH0101CF	Emergency Shelter Program	Y	\$39,820	\$34,787	\$544	\$75,151	7/1/2015	12/31/2023	\$652,843	\$604,614	\$48,229
Department of Housing	OP HOPE OF FAIRFIELD INC	19DOH1101CJ	19DOH1101CJ Homeless outreach	N	\$188,810	\$0	\$0	\$188,810	7/1/2019	12/31/2023	\$818,945	\$713,282	\$105,663
Department of Housing	PACIFIC HOUSE INC	15DOH0101CN	Emergency Shelter Program	Y	\$216,793	\$261,696	\$4,088	\$482,576	7/1/2015	6/30/2023	\$3,927,481	\$3,927,481	\$0
Department of Housing	PACIFIC HOUSE INC	21DOH0101CN	21DOH0101CN ESS Hotel	N	\$1,720,111	\$0	\$0	\$1,720,111	5/1/2021	6/30/2023	\$2,170,111	\$2,170,111	\$0
Department of Housing	PRUDENCE CRANDALL CENTER INC	19DOH0101VN	19DOH0101VN-ESS	Y	\$12,731	\$12,731	\$0	\$25,462	7/1/2019	12/31/2023	\$114,579	\$101,848	\$12,731
Department of Housing	RECOVERY NETWORK OF PROGRAMS INC	19DOH0401CL	19DOH0401CL AID, ESS	Y	\$258,474	\$152,910	\$445	\$411,828	7/1/2019	6/30/2023	\$1,583,814	\$1,583,814	\$0
Department of Housing	RELIANCE HEALTH INC	20DOH1101WC	20DOH1101WC-Homeless Outreach	Y	\$0	\$12,500	\$0	\$12,500	12/1/2020	9/30/2023	\$235,000	\$222,500	\$12,500
Department of Housing	SOUTH PARK INN INC	19DOH0101CO	19DOH0101CO-ESS	Y	\$372,391	\$252,497	\$6,877	\$631,765	7/1/2019	12/31/2023	\$2,653,652	\$2,269,105	\$384,547
Department of Housing	ST VINCENT DEPAUL MISSION OF BRISTOL INC	19DOH0101CQ	19DOH0101CQ-ESS	Y	\$231,095	\$76,242	\$6,785	\$314,121	7/1/2019	12/31/2023	\$1,429,498	\$1,256,484	\$173,014
Department of Housing	ST VINCENT DEPAUL MISSION OF BRISTOL INC	20DOH1101CQ	20DOH1101CQ-Homeless Outreach	Y	\$0	\$19,091	\$0	\$19,091	12/1/2020	9/30/2023	\$108,182	\$89,091	\$19,091
Department of Housing	THAMES RIVER COMMUNITY SERVICE INC	17DOH0801CW	17DOH0801CW-Youth housing	Y	\$123,129	\$0	\$0	\$123,129	7/1/2017	6/30/2025	\$979,423	\$714,392	\$265,031
Department of Housing	THAMES RIVER COMMUNITY SERVICE INC	21DOH0901CW	21DOH0901CW YHDP	Y	\$26,306	\$34,438	\$0	\$60,744	12/1/2021	11/30/2022	\$145,785	\$145,785	\$0
Department of Housing	THAMES RIVER COMMUNITY SERVICE INC	22DOH0901CW	YHDP	Y	\$31,568	\$41,325	\$0	\$72,893	12/1/2022	11/30/2023	\$145,785	\$72,893	\$72,893
Department of Housing	THAMES VALLEY COUNCIL FOR COMMUNITY	16DOH0901CX	Rapid Rehousing Program	Y	\$176,434	\$0	\$0	\$176,434	7/1/2016	6/30/2023	\$1,031,986	\$1,031,986	\$0
Department of Housing	THAMES VALLEY COUNCIL FOR COMMUNITY	19DOH0401CX	2020 19DOH0401CX-CAN,RRH	Y	\$331,287	\$0	\$0	\$331,287	7/1/2019	6/30/2023	\$1,312,799	\$1,312,799	\$0
Department of Housing	THAMES VALLEY COUNCIL FOR COMMUNITY	21DOH1011CX	state	Y	\$0	\$121,444	\$0	\$121,444	11/1/2021	9/30/2023	\$1,147,919	\$433,053	\$714,866
Department of Housing	THAMES VALLEY COUNCIL FOR COMMUNITY	22DOH1001CX	22DOH1001CX EHV	Y	\$0	\$43,575	\$0	\$43,575	1/1/2022	12/31/2023	\$74,700	\$68,475	\$6,225
Department of Housing	THE ACCESS AGENCY INC	15DOH0101AB	Emergency Shelter Program	Y	\$140,134	\$282,750	\$6,673	\$429,557	7/1/2015	12/31/2023	\$3,354,824	\$3,101,516	\$253,308
Department of Housing	THE ACCESS AGENCY INC	17DOH0901AB	Rapid Rehousing	Y	\$0	\$37,427	\$0	\$37,427	7/1/2017	6/30/2023	\$224,562	\$224,562	\$0
Department of Housing	THE ACCESS AGENCY INC	17DOH1001AB	Coordinated Access	Y	\$86,346	\$0	\$0	\$86,346	11/1/2017	6/30/2023	\$467,142	\$467,142	\$0
Department of Housing	THE ACCESS AGENCY INC	21DOH0901AB	YHDP	Y	\$8,167	\$46,667	\$0	\$54,834	12/1/2021	11/30/2023	\$94,000	\$82,250	\$11,750
Department of Housing	THE ACCESS AGENCY INC	21DOH0911AB	Youth Navigator	Y	\$8,618	\$0	\$0	\$8,618	12/1/2021	11/30/2022	\$8,618	\$8,618	\$0



Agency	Supplier Name	Contract ID #	Contract Description	Competitive ₁	Payments				Terms				
					General Fund	Federal Fund	Other Fund ₂	Total FY 2023 ₃	Contract Begin Date	Contract Expire Date	Cumulative Contract Total Amount ₄	Cumulative Contract Payments ₅	Cumulative Contract Balance Remaining ₆
Department of Housing	THE ACCESS AGENCY INC	22DOH0901AB	Youth Homelessness	Y	\$12,927	\$0	\$0	\$12,927	12/15/2022	12/14/2024	\$17,236	\$12,927	\$4,309
Department of Housing	THE CONNECTION INC	19DOH0101AW	19DOH0101AW-ESS	Y	\$138,309	\$79,528	\$2,944	\$220,781	7/1/2019	12/31/2023	\$957,497	\$834,062	\$123,435
Department of Housing	THE CONNECTION INC	21DOH0901AW	21DOH0901AW YHDP 2020	Y	\$52,083	\$87,500	\$0	\$139,583	12/1/2021	11/30/2022	\$335,000	\$335,000	\$0
Department of Housing	THE CONNECTION INC	22DOH0901AW	YHDP	N	\$62,500	\$105,000	\$0	\$167,500	12/1/2022	11/30/2023	\$335,000	\$167,500	\$167,500
Department of Housing	THE HOUSING COLLECTIVE INC	17DOH1001CT	17DOH1001CT Coord. Access	Y	\$297,432	\$145,574	\$0	\$443,006	7/1/2017	6/30/2023	\$2,480,536	\$2,480,536	\$0
Department of Housing	THE HOUSING COLLECTIVE INC	20DOH0201CT	20DOH0201CT EvictionPrevention	N	\$0	\$446,397	\$0	\$446,397	10/1/2020	12/31/2023	\$1,613,071	\$1,323,572	\$289,499
Department of Housing	THE HOUSING COLLECTIVE INC	21DOH0901CT	COC RRH	Y	\$23,561	\$554,027	\$0	\$577,588	7/1/2021	6/30/2023	\$1,583,380	\$1,155,176	\$428,204
Department of Housing	THE HOUSING COLLECTIVE INC	21DOH0911CT	Youth Navigator	Y	\$4,257	\$0	\$0	\$4,257	12/1/2021	11/30/2022	\$11,707	\$11,707	\$0
Department of Housing	THE HOUSING COLLECTIVE INC	21DOH1001CT	21DOH1001CT Cold weather	Y	\$167,534	\$553,665	\$0	\$721,199	12/1/2021	9/30/2023	\$2,900,118	\$1,650,578	\$1,249,540
Department of Housing	THE HOUSING COLLECTIVE INC	22DOH0004CIA	22DOH0004CIA	N	\$0	\$0	\$500,000	\$500,000	7/1/2022	6/30/2025	\$500,000	\$500,000	\$0
Department of Housing	THE HOUSING COLLECTIVE INC	22DOH0017CIA	22DOH0017CIA Housing Assistance	N	\$0	\$0	\$50,000	\$50,000	1/1/2023	9/30/2024	\$100,000	\$50,000	\$50,000
Department of Housing	THE HOUSING COLLECTIVE INC	22DOH0911CT	Youth Navigator	Y	\$17,561	\$0	\$0	\$17,561	12/1/2022	11/30/2024	\$23,414	\$17,561	\$5,854
Department of Housing	THE HOUSING COLLECTIVE INC	22DOH1001CT	Emerg. housing voucher	Y	\$0	\$196,088	\$0	\$196,088	1/1/2022	12/31/2023	\$224,100	\$196,088	\$28,013
Department of Housing	THE HOUSING COLLECTIVE INC	22DOHARPAHOUSCOLL	shelter, rapid rehousing	Y	\$0	\$841,667	\$0	\$841,667	10/1/2022	12/31/2023	\$2,525,000	\$841,667	\$1,683,333
Department of Housing	THE JUSTICE EDUCATION CENTER INC	22DOH0013CIA	22DOH0013CIA	N	\$0	\$0	\$637,500	\$637,500	8/1/2022	6/30/2024	\$1,000,000	\$637,500	\$362,500
Department of Housing	THE OPEN DOOR SHELTER INC	15DOH0101CH	Emergency Shelter Program	Y	\$14,486	\$400,563	\$4,049	\$419,098	7/1/2015	6/30/2023	\$3,273,025	\$3,273,025	\$0
Department of Housing	THE OPEN HEARTH ASSOCIATION	17DOH0101CI	17DOH0101CI-Emergency Shelter	Y	\$258,597	\$70,998	\$12,193	\$341,788	7/1/2017	12/31/2023	\$2,062,169	\$1,877,714	\$184,455
Department of Housing	THE SALVATION ARMY	15DOH0101CM	Emergency Shelter Program	Y	\$294,948	\$439,520	\$7,666	\$742,134	7/1/2015	12/31/2023	\$5,703,848	\$5,256,161	\$447,687
Department of Housing	THE SALVATION ARMY	17DOH0901CM	17DOH0901CM-Shelter Diversion A1	Y	\$104,080	\$0	\$0	\$104,080	7/1/2017	12/31/2023	\$411,988	\$411,988	\$0
Department of Housing	THE SALVATION ARMY	20DOH0903HA	YHDP	Y	\$0	\$15,701	\$12,432	\$28,133	12/1/2020	11/30/2021	\$99,425	\$99,220	\$205
Department of Housing	THE SALVATION ARMY	21DOH0903HA	YHDP	Y	\$15,069	\$28,342	\$0	\$43,411	12/1/2021	11/30/2022	\$104,186	\$104,186	\$0
Department of Housing	THE SALVATION ARMY	22DOH0903HA	YHDP	Y	\$18,083	\$34,010	\$0	\$52,093	12/1/2022	11/30/2023	\$104,186	\$52,093	\$52,093
Department of Housing	THE ST VINCENT DEPAUL MISSION OF	15DOH0101CR	Emergency Shelter Program	Y	\$144,815	\$352,864	\$5,154	\$502,833	7/1/2015	12/31/2023	\$3,819,538	\$3,511,861	\$307,677
Department of Housing	THE WORKPLACE INC	21DOH0502DB	Workplace UnCT I	N	\$0	\$120,778	\$0	\$120,778	3/8/2021	12/31/2023	\$603,888	\$425,778	\$178,110
Department of Housing	THE WORKPLACE INC	21DOH0512DB	UniteCT call cente	N	\$0	\$1,712,678	\$0	\$1,712,678	3/15/2021	12/31/2023	\$4,596,061	\$3,864,132	\$731,929
Department of Housing	UNITED WAY OF CONNECTICUT INC	18DOH1001AX	Coordinated Access	Y	\$162,152	\$197,152	\$0	\$359,304	7/1/2018	6/30/2023	\$1,796,520	\$1,796,520	\$0
Department of Housing	UNITED WAY OF CONNECTICUT INC	21DOH0101AX	Hotel fiduciary	N	\$32,868	\$4,718,127	\$0	\$4,750,995	12/1/2021	6/30/2024	\$9,500,000	\$8,753,712	\$746,288
Department of Housing	UNITED WAY OF CONNECTICUT INC	21DOH1001AX	211	Y	\$0	\$179,652	\$0	\$179,652	7/1/2021	6/30/2024	\$1,077,912	\$179,652	\$898,260



Agency	Supplier Name	Contract ID #	Contract Description	Competitive	Payments				Terms				
					General Fund	Federal Fund	Other Fund ₂	Total FY 2023 ₃	Contract Begin Date	Contract Expire Date	Cumulative Contract Total Amount ₄	Cumulative Contract Payments ₅	Cumulative Contract Balance Remaining ₆
Department of Housing	UNITED WAY OF CONNECTICUT INC	22DOH1001AX	211 ARPA	N	\$0	\$300,000	\$0	\$300,000	10/1/2022	12/31/2023	\$500,000	\$300,000	\$200,000
Department of Housing	UNITED WAY OF GREATER NEW HAVEN INC	17DOH1003GV	Coordinated Access	Y	\$190,342	\$33,750	\$0	\$224,092	7/1/2017	6/30/2023	\$1,274,621	\$1,274,621	\$0
Department of Housing	UNITED WAY OF GREATER NEW HAVEN INC	21DOH1011GV	cold weather	Y	\$2,300,974	\$0	\$0	\$2,300,974	12/1/2021	9/30/2023	\$3,246,874	\$3,246,874	\$0
Department of Housing	UNITED WAY OF GREATER NEW HAVEN INC	22DOH0008CIA	22DOH0008CIA	N	\$0	\$0	\$289,500	\$289,500	7/1/2022	6/30/2023	\$289,500	\$289,500	\$0
Department of Housing	UNITED WAY OF GREATER NEW HAVEN INC	22DOH1001GV	EmerHousVou	Y	\$0	\$116,200	\$0	\$116,200	1/1/2022	12/31/2023	\$232,400	\$174,300	\$58,100
Department of Housing	UNITED WAY OF SOUTHEASTERN CT	15DOH0101DA	Emergency Shelter Program	Y	\$175,502	\$117,812	\$1,140	\$294,454	7/1/2015	12/31/2023	\$2,474,597	\$2,303,570	\$171,027
Department of Housing	WINDHAM REGIONAL COMMUNITY COUNCIL INC	16DOH0901CO	Rapid Rehousing	Y	\$68,615	\$0	\$0	\$68,615	7/1/2016	6/30/2023	\$478,690	\$478,690	\$0
Department of Housing	WINDHAM REGIONAL COMMUNITY COUNCIL INC	18DOH0701CO	PSH	Y	\$0	\$31,442	\$0	\$31,442	7/1/2018	6/30/2023	\$157,210	\$157,210	\$0
Department of Housing	WINDHAM REGIONAL COMMUNITY COUNCIL INC	20DOH0901CO	RRH-CoC	Y	\$30,500	\$30,500	\$0	\$61,000	1/1/2020	6/30/2023	\$213,500	\$213,500	\$0
Department of Housing	WOMEN AND FAMILIES CENTER	20DOH0701CT	Youth Homeless 21	Y	\$25,000	\$0	\$0	\$25,000	11/15/2020	6/30/2025	\$133,221	\$75,000	\$58,221
Department of Housing	WOMEN AND FAMILIES CENTER	22DOH0901CT	Youth Navigator	Y	\$9,581	\$0	\$0	\$9,581	12/1/2022	11/30/2024	\$25,550	\$9,581	\$15,969
Department of Housing	YOUTH CHALLENGE OF CONNECTICUT INC	22DOH0005CIA	22DOH0005CIA	N	\$0	\$0	\$150,000	\$150,000	7/1/2022	6/30/2024	\$150,000	\$150,000	\$0
Department of Housing	YOUTH CONTINUUM INC	16DOH0003GP	Supp. housing	Y	\$0	\$107,368	\$0	\$107,368	8/1/2016	7/31/2025	\$2,194,232	\$1,380,782	\$813,450
Department of Housing	YOUTH CONTINUUM INC	20DOH0903GP	YHDP 2019	Y	\$0	\$31,906	\$35,520	\$67,426	12/1/2020	11/30/2021	\$287,069	\$262,292	\$24,777
Department of Housing	YOUTH CONTINUUM INC	21DOH0903GP	youth homeless	Y	\$32,112	\$85,417	\$0	\$117,529	12/1/2021	11/30/2022	\$282,069	\$282,069	\$0
Department of Housing	YOUTH CONTINUUM INC	21DOH0913GP	youth navigator	Y	\$10,765	\$0	\$0	\$10,765	12/1/2021	11/30/2022	\$21,530	\$10,765	\$10,765
Department of Housing	YOUTH CONTINUUM INC	22DOH0903GP	Youth Homelessness Program	Y	\$44,957	\$119,583	\$0	\$164,540	12/1/2022	11/30/2023	\$282,069	\$164,540	\$117,529
Department of Housing	YOUTH CONTINUUM INC	22DOH0911GP	youth navigator	Y	\$21,530	\$0	\$0	\$21,530	12/15/2022	12/14/2024	\$43,060	\$21,530	\$21,530
Department of Housing	YWCA HARTFORD REGION INC	17DOH0701DD	Perm.Supp.Housing	Y	\$136,447	\$0	\$0	\$136,447	9/1/2017	6/30/2023	\$718,908	\$718,908	\$0
Department of Housing	YWCA HARTFORD REGION INC	18DOH0101DD	18DOH0101DD ESS	Y	\$29,865	\$46,907	\$914	\$77,686	10/1/2018	12/31/2023	\$343,115	\$343,115	\$0
Total	172				\$104,619,354	\$146,704,866	\$4,781,913	\$256,106,133			\$1,320,279,331	\$1,060,106,852	\$260,172,480
Department of Mental Health & Addiction Services	ABILITY BEYOND DISABILITY INC	21MHA2000	N Employment Services MHA 07307 SFY21	M	\$426,273	\$7,987	\$0	\$434,260	7/1/2020	6/30/2023	\$1,016,319	\$1,016,319	\$0
Department of Mental Health & Addiction Services	ABILITY BEYOND DISABILITY INC	22MHA2108POS01	N ABI Community-Based Residence	M	\$7,438,556	\$277,528	\$0	\$7,716,084	7/1/2021	6/30/2024	\$22,284,590	\$14,855,956	\$7,428,634
Department of Mental Health & Addiction Services	ABILITY BEYOND DISABILITY INC	22MHA2153POS01	N Employment Services: EBP	M	\$3,823,907	\$113,276	\$0	\$3,937,183	7/1/2021	6/30/2024	\$10,781,691	\$7,063,561	\$3,718,130
Department of Mental Health & Addiction Services	ADVANCED BEHAVIORIAL HEALTH INC	19MHA6056	19MHA6056	N	\$159,955	\$6,400	\$0	\$166,355	7/1/2018	6/30/2023	\$821,802	\$775,845	\$45,957
Department of Mental Health & Addiction Services	ADVANCED BEHAVIORIAL HEALTH INC	19MHA6094	Women's Reach	Y	\$50,088	\$225,454	\$0	\$275,542	1/1/2019	6/30/2023	\$1,165,307	\$1,165,307	\$0
Department of Mental Health & Addiction Services	ADVANCED BEHAVIORIAL HEALTH INC	22MHA2078POS01	N Eastern Region Service Center	N	\$1,941,813	\$321,135	\$0	\$2,262,948	7/1/2021	6/30/2024	\$7,737,091	\$4,918,248	\$2,818,843
Department of Mental Health & Addiction Services	ADVANCED BEHAVIORIAL HEALTH INC	22MHA6028	REACH Program Expansion	N	\$0	\$65,000	\$0	\$65,000	9/1/2021	9/30/2023	\$130,000	\$130,000	\$0



Agency	Supplier Name	Contract ID #	Contract Description	Competitive ₁	Payments				Terms				
					General Fund ₂	Federal Fund ₃	Other Fund ₂	Total FY 2023 ₃	Contract Begin Date	Contract Expire Date	Cumulative Contract Total Amount ₄	Cumulative Contract Payments ₅	Cumulative Contract Balance Remaining ₆
Department of Mental Health & Addiction Services	ADVANCED BEHAVIORIAL HEALTH INC	23MHA1004	YAS CT Stay Strong	N	\$0	\$199,153	\$0	\$199,153	4/30/2022	4/29/2023	\$199,153	\$199,153	\$0
Department of Mental Health & Addiction Services	ADVANCED BEHAVIORIAL HEALTH INC	23MHA2079POS01	N Community Support Clinician	N	\$1,894,842	\$66,434	\$0	\$1,961,276	7/1/2022	6/30/2025	\$6,245,872	\$1,961,276	\$4,284,596
Department of Mental Health & Addiction Services	ADVOCACY UNLIMITED INC	23MHA2109POS01	N Advocacy Development - MHA00201	N	\$2,109,567	\$79,888	\$0	\$2,189,455	7/1/2022	6/30/2025	\$6,568,365	\$2,189,455	\$4,378,910
Department of Mental Health & Addiction Services	ALLIANCE FOR LIVING INC	21MHA2081POS01	N New London BOS193, #MHA00551 - FY21	N	\$0	\$49,880	\$0	\$49,880	7/1/2020	6/30/2023	\$149,640	\$149,640	\$0
Department of Mental Health & Addiction Services	ALLIANCE FOR LIVING INC	22MHA6003	NASMHPDTTI	N	\$0	\$0	\$39,104	\$39,104	7/1/2021	6/30/2023	\$75,000	\$75,000	\$0
Department of Mental Health & Addiction Services	AMPLIFY INC	22MHA1030	N Recovery Friendly Workplace (SOR)	N	\$0	\$48,660	\$0	\$48,660	7/1/2021	9/30/2022	\$190,107	\$190,107	\$0
Department of Mental Health & Addiction Services	APEX COMMUNITY CARE INC	23MHA2440	Latino Outreach Program SFY23	Y	\$41,571	\$55,147	\$0	\$96,718	7/1/2022	6/30/2025	\$290,154	\$96,718	\$193,436
Department of Mental Health & Addiction Services	APPLIED BEHAVIORAL REHABILITATION	21MHA2001	N Supervised Housing MHA00701 SFY21	N	\$156,032	\$5,909	\$0	\$161,941	7/1/2020	6/30/2023	\$463,292	\$463,292	\$0
Department of Mental Health & Addiction Services	APT FOUNDATION INC	21MHA6023	Recovery Coaching in Methadone Clinics	N	\$0	\$39,000	\$0	\$39,000	9/30/2020	9/29/2022	\$228,000	\$228,000	\$0
Department of Mental Health & Addiction Services	APT FOUNDATION INC	22MHA2036POS01	MHA00803 / CTU Outpatient / SFY22	N	\$2,439,102	\$1,220,768	\$1,502,579	\$5,162,449	7/1/2021	6/30/2024	\$15,140,338	\$10,228,199	\$4,912,139
Department of Mental Health & Addiction Services	APT FOUNDATION INC	22MHA2424	MHA00822 / APT 7 Day/Week OTP / SFY22	N	\$0	\$116,487	\$0	\$116,487	8/1/2021	6/30/2023	\$495,208	\$350,872	\$144,336
Department of Mental Health & Addiction Services	APT FOUNDATION INC	23MHA6042	Recovery Coaching in Methadone Clinics	N	\$0	\$75,000	\$0	\$75,000	9/30/2022	9/29/2023	\$75,000	\$75,000	\$0
Department of Mental Health & Addiction Services	APT FOUNDATION INC	23MHA6043	Recovery Coaching in Methadone Clinics	N	\$0	\$75,000	\$0	\$75,000	9/30/2022	9/29/2023	\$75,000	\$75,000	\$0
Department of Mental Health & Addiction Services	ARTREACH INCORPORATED	22MHA2082POS01	FY22 Artreach Client Services #MHA00901	N	\$314,543	\$11,912	\$0	\$326,455	7/1/2021	6/30/2024	\$962,610	\$636,155	\$326,455
Department of Mental Health & Addiction Services	ASSOCIATION OF RELIGIOUS COMMUNITIES	22MHA2037POS01	Supportive Housing / SFY22	N	\$8,147	\$309	\$0	\$8,456	7/1/2021	6/30/2024	\$24,934	\$16,478	\$8,456
Department of Mental Health & Addiction Services	BETH-EL CENTER INC	22MHA2038POS01	Supportive Housing Case Management	N	\$59,766	\$2,263	\$0	\$62,029	7/1/2021	6/30/2024	\$182,903	\$120,874	\$62,029
Department of Mental Health & Addiction Services	BHCARE INC	21MHA2040POS01	N Shoreline Counseling / MHA09805 / SFY21	M	\$12,806,778	\$690,918	\$43,750	\$13,541,446	7/1/2020	6/30/2023	\$38,210,975	\$38,210,921	\$54
Department of Mental Health & Addiction Services	BHCARE INC	21MHA2041POS01	N Supportive Housing Case Management	M	\$0	\$56,082	\$0	\$56,082	7/1/2020	6/30/2023	\$213,897	\$135,296	\$78,601
Department of Mental Health & Addiction Services	BHCARE INC	21MHA6046	Enhanced Medication Assisted Treatment	N	\$0	\$50,000	\$0	\$50,000	9/30/2020	9/29/2022	\$400,000	\$400,000	\$0
Department of Mental Health & Addiction Services	BHCARE INC	22MHA1031	N Recovery Friendly Workplace (SOR) FY22	N	\$0	\$52,990	\$0	\$52,990	7/1/2021	9/30/2022	\$190,106	\$190,106	\$0
Department of Mental Health & Addiction Services	BHCARE INC	22MHA2404POS01	Case Management, COACH 2.0 - SFY22	N	\$0	\$112,382	\$0	\$112,382	6/25/2021	3/14/2023	\$224,765	\$224,765	\$0
Department of Mental Health & Addiction Services	BHCARE INC	23MHA6060	Enhanced Medication Assisted Treatment	N	\$0	\$150,000	\$0	\$150,000	9/30/2022	9/29/2023	\$200,000	\$150,000	\$50,000
Department of Mental Health & Addiction Services	BIRTH SUPPORT EDUCATION AND BEYOND LLC	22MHA6032	Doula Education and Support	N	\$0	\$19,875	\$0	\$19,875	10/1/2021	3/14/2023	\$79,500	\$79,500	\$0
Department of Mental Health & Addiction Services	BIRTH SUPPORT EDUCATION AND BEYOND LLC	22MHA6033	Doula Education and Support	N	\$0	\$80,000	\$0	\$80,000	10/1/2021	3/13/2024	\$320,000	\$320,000	\$0
Department of Mental Health & Addiction Services	BIRTH SUPPORT EDUCATION AND BEYOND LLC	23MHA6012	FY23 Perinatal Support Services	N	\$168,750	\$0	\$0	\$168,750	10/1/2022	9/30/2025	\$675,000	\$168,750	\$506,250
Department of Mental Health & Addiction Services	BRIDGE HOUSE INC	22MHA2002POS01	N Social Rehabilitation Services/Social Rehab	N	\$1,350,522	\$51,143	\$0	\$1,401,665	7/1/2021	6/30/2024	\$4,133,057	\$2,731,392	\$1,401,665
Department of Mental Health & Addiction Services	BRIDGES HEALTHCARE INC	21MHA2042POS01	N Behavioral Health Homes Program /	M	\$6,966,981	\$367,706	\$206,158	\$7,540,845	7/1/2020	6/30/2023	\$21,618,885	\$21,618,885	\$0
Department of Mental Health & Addiction Services	BRIDGES HEALTHCARE INC	21MHA6038	Mobile Outreach/Medication Assisted Treatment	N	\$0	\$200,000	\$0	\$200,000	9/30/2020	9/29/2022	\$400,000	\$400,000	\$0



Agency	Supplier Name	Contract ID #	Contract Description	Competitive ₁	Payments				Terms				
					General Fund	Federal Fund	Other Fund ₂	Total FY 2023 ₃	Contract Begin Date	Contract Expire Date	Cumulative Contract Total Amount ₄	Cumulative Contract Payments ₅	Cumulative Contract Balance Remaining ₆
Department of Mental Health & Addiction Services	BRIDGES HEALTHCARE INC	22MHA2402POS01	COACH 2.0 - Case Management	N	\$0	\$71,064	\$0	\$71,064	6/25/2021	3/14/2023	\$142,128	\$142,128	\$0
Department of Mental Health & Addiction Services	BRIDGES HEALTHCARE INC	22MHA6043	Mobile Outreach/Medication Assisted Treatment	N	\$0	\$24,900	\$0	\$24,900	12/1/2021	9/30/2022	\$24,900	\$24,900	\$0
Department of Mental Health & Addiction Services	BRIDGES HEALTHCARE INC	23MHA6022	Mobile Outreach/Medication Assisted Treatment	N	\$0	\$12,450	\$0	\$12,450	10/1/2022	9/30/2023	\$24,900	\$12,450	\$12,450
Department of Mental Health & Addiction Services	BRIDGES HEALTHCARE INC	23MHA6080	Mobile Outreach/Medication Assisted Treatment	N	\$0	\$175,000	\$0	\$175,000	9/30/2022	9/29/2023	\$200,000	\$175,000	\$25,000
Department of Mental Health & Addiction Services	CARELON BEHAVIORAL HEALTH INC	22MHA6036	FY22 CT Access Mental Health for Moms	N	\$0	\$708,000	\$0	\$708,000	5/1/2022	9/30/2025	\$3,184,000	\$1,062,000	\$2,122,000
Department of Mental Health & Addiction Services	CATHOLIC CHARITIES INC	21MHA2111POS01	N Supportive Housing Case Management	N	\$307,411	\$105,728	\$0	\$413,139	7/1/2020	6/30/2023	\$1,289,402	\$1,289,402	\$0
Department of Mental Health & Addiction Services	CATHOLIC CHARITIES INC	21MHA2154POS01	N Case Management: Mental Health	N	\$570,405	\$19,000	\$0	\$589,405	7/1/2020	6/30/2023	\$1,688,715	\$1,688,715	\$0
Department of Mental Health & Addiction Services	CATHOLIC CHARITIES INC	22MHA2105POS01	C Pre-Trial DUI Alcohol Education FFS	N	\$3,430	\$7,337	\$185,366	\$196,133	7/1/2021	6/30/2023	\$843,312	\$327,444	\$515,868
Department of Mental Health & Addiction Services	CATHOLIC CHARITIES OF FAIRFIELD COUNTY	21MHA2004	N Supportive Housing	N	\$551,064	\$42,764	\$23,561	\$617,389	7/1/2020	6/30/2023	\$1,766,220	\$1,766,220	\$0
Department of Mental Health & Addiction Services	CATHOLIC CHARITIES OF FAIRFIELD COUNTY	22MHA2155POS01	N Homeless Outreach & Engagement	N	\$1,413,670	\$221,463	\$0	\$1,635,133	7/1/2021	6/30/2024	\$4,881,427	\$3,236,467	\$1,644,960
Department of Mental Health & Addiction Services	CATHOLIC CHARITIES OF FAIRFIELD COUNTY	22MHA2411POS01	N Homeless Outreach & Engagement	N	\$0	\$81,442	\$0	\$81,442	8/1/2021	6/30/2023	\$160,416	\$160,416	\$0
Department of Mental Health & Addiction Services	CENTER FOR COMMUNITY INDEPENDENCE INC	20MHA6080	ABI Residential Support Services	N	\$525,700	\$0	\$0	\$525,700	7/1/2020	6/30/2023	\$1,578,000	\$1,577,100	\$900
Department of Mental Health & Addiction Services	CENTER FOR HUMAN DEVELOPMENT INC	21MHA2112POS01	N Group Homes	N	\$10,304,603	\$349,187	\$0	\$10,653,790	7/1/2020	6/30/2023	\$27,985,496	\$27,521,054	\$464,442
Department of Mental Health & Addiction Services	CENTER FOR HUMAN DEVELOPMENT INC	21MHA6012	How Can We Help	N	\$0	\$25,000	\$0	\$25,000	9/30/2020	9/29/2022	\$150,000	\$150,000	\$0
Department of Mental Health & Addiction Services	CENTER FOR HUMAN DEVELOPMENT INC	22MHA2156POS01	N Supportive Housing Case Management/PILOTS	N	\$5,472,778	\$661,050	\$0	\$6,133,828	7/1/2021	6/30/2024	\$17,570,827	\$11,200,226	\$6,370,601
Department of Mental Health & Addiction Services	CENTER FOR HUMAN DEVELOPMENT INC	22MHA2412POS01	N Case Management - Outreach & Engagement	N	\$0	\$81,442	\$0	\$81,442	8/1/2021	6/30/2023	\$160,416	\$160,416	\$0
Department of Mental Health & Addiction Services	CENTER FOR HUMAN DEVELOPMENT INC	23MHA6029	SOR How Can We Help	N	\$0	\$65,000	\$0	\$65,000	9/30/2022	9/29/2023	\$75,000	\$65,000	\$10,000
Department of Mental Health & Addiction Services	CENTER FOR INTEGRATIVE PSYCHOLOGICAL	20MHA6079	SMI/PSB	N	\$7,270	\$0	\$0	\$7,270	6/1/2020	8/30/2022	\$107,160	\$41,537	\$65,623
Department of Mental Health & Addiction Services	CENTRAL CONNECTICUT COAST YOUNG MEN'S	21MHA2005	N Supportive Housing	N	\$823,881	\$280,904	\$0	\$1,104,785	7/1/2020	6/30/2023	\$2,888,494	\$2,888,494	\$0
Department of Mental Health & Addiction Services	CENTRAL CONNECTICUT HEALTH DISTRICT	21MHA6014	How Can We Help SOR YR3	N	\$0	\$75,000	\$0	\$75,000	9/30/2020	9/29/2022	\$150,000	\$150,000	\$0
Department of Mental Health & Addiction Services	CENTRAL CONNECTICUT HEALTH DISTRICT	23MHA6031	SOR How Can We Help (HCWH)	N	\$0	\$50,000	\$0	\$50,000	9/30/2022	9/29/2023	\$75,000	\$50,000	\$25,000
Department of Mental Health & Addiction Services	CENTRAL NAUGATUCK VALLEY HELP INC	21MHA6042	Enhanced Medication Assisted Treatment	N	\$0	\$25,000	\$0	\$25,000	9/30/2020	10/14/2022	\$400,000	\$400,000	\$0
Department of Mental Health & Addiction Services	CHARLOTTE HUNGERFORD HOSPITAL	21MHA2158POS01	N Case Management: Addiction Opioid	N	\$814,160	\$205,540	\$0	\$1,019,700	7/1/2020	6/30/2023	\$2,917,226	\$2,917,226	\$0
Department of Mental Health & Addiction Services	CHARTER OAK HEALTH CENTER INC	19MHA1077POS01	MHA03151 PIC-CT- SFY2019	Y	\$0	\$493,096	\$0	\$493,096	9/30/2018	9/30/2024	\$2,091,786	\$1,728,436	\$363,351
Department of Mental Health & Addiction Services	CHEMICAL ABUSE SERVICES AGENCY INC	19MHA6092	Women's Reach	Y	\$60,142	\$205,346	\$0	\$265,488	1/1/2019	6/30/2023	\$1,165,307	\$1,092,417	\$72,890
Department of Mental Health & Addiction Services	CHEMICAL ABUSE SERVICES AGENCY INC	21MHA2006POS01	N AIDS Residence MHA10201SFY21 FUNDING	N	\$1,515,569	\$478,268	\$0	\$1,993,837	7/1/2020	6/30/2023	\$5,276,929	\$5,276,304	\$625
Department of Mental Health & Addiction Services	CHEMICAL ABUSE SERVICES AGENCY INC	21MHA6024	Recovery Coaching in Methadone Clinics	N	\$0	\$19,500	\$0	\$19,500	9/30/2020	10/10/2022	\$114,000	\$114,000	\$0
Department of Mental Health & Addiction Services	CHEMICAL ABUSE SERVICES AGENCY INC	22MHA6026	REACH Program Expansion	N	\$0	\$91,000	\$0	\$91,000	9/1/2021	9/30/2025	\$260,000	\$156,000	\$104,000



Agency	Supplier Name	Contract ID #	Contract Description	Competitive ₁	Payments				Terms				
					General Fund	Federal Fund	Other Fund ₂	Total FY 2023 ₃	Contract Begin Date	Contract Expire Date	Cumulative Contract Total Amount ₄	Cumulative Contract Payments ₅	Cumulative Contract Balance Remaining ₆
Department of Mental Health & Addiction Services	CHRYSALIS CENTER INC	22MHA2113	N Social Rehabilitation Services	N	\$4,495,497	\$615,093	\$54,976	\$5,165,566	7/1/2021	6/30/2024	\$15,892,976	\$10,815,916	\$5,077,060
Department of Mental Health & Addiction Services	CHRYSALIS CENTER INC	22MHA2114POS01	N Supportive Housing CM (FFS)	N	\$0	\$96,921	\$0	\$96,921	7/1/2021	6/30/2024	\$447,969	\$146,671	\$301,298
Department of Mental Health & Addiction Services	CITY OF BRISTOL	21MHA6013	How Can We Help SOR YR3	E	\$0	\$75,000	\$0	\$75,000	9/30/2020	10/13/2022	\$150,000	\$150,000	\$0
Department of Mental Health & Addiction Services	CLIFFORD W BEERS GUIDANCE CLINIC INC	22MHA6015	Opioid Education and Family Support	N	\$0	\$3,000	\$0	\$3,000	9/30/2021	10/10/2022	\$24,000	\$24,000	\$0
Department of Mental Health & Addiction Services	CLIFFORD W BEERS GUIDANCE CLINIC INC	23MHA6047	SOR Education and Family Support (EFS)	N	\$0	\$21,000	\$0	\$21,000	9/30/2022	9/29/2023	\$24,000	\$21,000	\$3,000
Department of Mental Health & Addiction Services	COLUMBUS HOUSE INC	21MHA6052	How Can We Help (HCWH) SOR YR3	N	\$0	\$25,000	\$0	\$25,000	9/30/2020	10/27/2022	\$150,000	\$150,000	\$0
Department of Mental Health & Addiction Services	COLUMBUS HOUSE INC	22MHA2416POS01	MHA03826 / SOAR - MHBG COVID-19/ SFY22	N	\$0	\$177,601	\$0	\$177,601	8/1/2021	3/14/2023	\$320,833	\$320,833	\$0
Department of Mental Health & Addiction Services	COLUMBUS HOUSE INC	23MHA2044POS01	Shelter Case Management	N	\$2,877,732	\$1,627,950	\$0	\$4,505,682	7/1/2022	6/30/2025	\$13,333,469	\$4,505,682	\$8,827,787
Department of Mental Health & Addiction Services	COLUMBUS HOUSE INC	23MHA6032	SOR How Can We Help (HCWH)	N	\$0	\$65,000	\$0	\$65,000	9/30/2022	9/29/2023	\$75,000	\$65,000	\$10,000
Department of Mental Health & Addiction Services	COMMUNICARE INC	21MHA2179	SFY21 Funding	Y	\$142,996	\$10,440	\$188,608	\$342,044	7/1/2020	6/30/2023	\$920,910	\$857,001	\$63,909
Department of Mental Health & Addiction Services	COMMUNICARE INC	22MHA2046POS01	MHA04603 / BHH / SFY22	N	\$2,605,602	\$1,108,328	\$0	\$3,713,930	7/1/2021	6/30/2024	\$9,701,437	\$5,846,040	\$3,855,397
Department of Mental Health & Addiction Services	COMMUNITY ACTION AGENCY OF NEW HAVEN	22MHA6011	Fatherhood Initiative Program	N	\$0	\$30,000	\$0	\$30,000	8/1/2021	5/31/2023	\$50,000	\$50,000	\$0
Department of Mental Health & Addiction Services	COMMUNITY HEALTH CENTER INC	22MHA2047POS01	Homeless Outreach and Management	N	\$75,639	\$2,864	\$0	\$78,503	7/1/2021	6/30/2024	\$231,480	\$152,977	\$78,503
Department of Mental Health & Addiction Services	COMMUNITY HEALTH RESOURCES INC	21MHA2115POS01	N Assertive Community Treatment	M	\$19,024,826	\$2,613,617	\$42,200	\$21,680,643	7/1/2020	6/30/2023	\$59,338,901	\$59,338,901	\$0
Department of Mental Health & Addiction Services	COMMUNITY HEALTH RESOURCES INC	21MHA2116POS01	N Supportive Housing Case Management - PILOTS	M	\$6,943	\$44,777	\$0	\$51,720	7/1/2020	6/30/2023	\$164,648	\$114,040	\$50,608
Department of Mental Health & Addiction Services	COMMUNITY HEALTH RESOURCES INC	21MHA6025	Recovery Coaching in Methadone Clinics	N	\$0	\$32,000	\$0	\$32,000	9/30/2020	9/29/2022	\$114,000	\$114,000	\$0
Department of Mental Health & Addiction Services	COMMUNITY HEALTH RESOURCES INC	21MHA6060	Clinic Based Medication Assisted Treatment	N	\$0	\$35,000	\$0	\$35,000	9/30/2020	9/29/2022	\$280,000	\$280,000	\$0
Department of Mental Health & Addiction Services	COMMUNITY HEALTH RESOURCES INC	22MHA2084POS01	C Pre-Trial DUI Alcohol Education FFS	Y	\$1,750	\$8,352	\$175,251	\$185,353	7/1/2021	6/30/2024	\$1,236,679	\$344,723	\$891,956
Department of Mental Health & Addiction Services	COMMUNITY HEALTH RESOURCES INC	22MHA2403	N Case Management - Addiction - FY22	N	\$0	\$200,900	\$0	\$200,900	6/25/2021	6/30/2023	\$490,000	\$490,000	\$0
Department of Mental Health & Addiction Services	COMMUNITY HEALTH RESOURCES INC	22MHA2415	N Case Management - Outreach & Engagement	N	\$0	\$81,442	\$0	\$81,442	8/1/2021	6/30/2023	\$160,416	\$160,416	\$0
Department of Mental Health & Addiction Services	COMMUNITY HEALTH RESOURCES INC	23MHA6039	SOR Recovery Coaching in Methadone Clinic	N	\$0	\$37,500	\$0	\$37,500	9/30/2022	9/29/2023	\$75,000	\$37,500	\$37,500
Department of Mental Health & Addiction Services	COMMUNITY HEALTH RESOURCES INC	23MHA6062	Clinic Based Medication Assisted Treatment	N	\$0	\$105,000	\$0	\$105,000	9/30/2022	9/29/2023	\$140,000	\$105,000	\$35,000
Department of Mental Health & Addiction Services	COMMUNITY MENTAL HEALTH AFFILIATES INC	21MHA2118POS01	N Assertive Community Treatment	M	\$14,443,915	\$1,812,333	\$0	\$16,256,248	7/1/2020	6/30/2023	\$44,770,530	\$44,770,530	\$0
Department of Mental Health & Addiction Services	COMMUNITY MENTAL HEALTH AFFILIATES INC	21MHA2119	N Supportive Housing CM MHA04536 SFY21	N	\$0	\$53,388	\$0	\$53,388	7/1/2020	6/30/2023	\$178,194	\$130,912	\$47,282
Department of Mental Health & Addiction Services	COMMUNITY MENTAL HEALTH AFFILIATES INC	21MHA6006	21MHA6006	N	\$0	\$174,000	\$0	\$174,000	9/15/2020	8/15/2022	\$783,000	\$696,000	\$87,000
Department of Mental Health & Addiction Services	COMMUNITY MENTAL HEALTH AFFILIATES INC	21MHA6050	Medication Assisted Treatment Outreach	N	\$0	\$111,304	\$0	\$111,304	9/30/2020	9/29/2022	\$445,216	\$445,216	\$0
Department of Mental Health & Addiction Services	COMMUNITY MENTAL HEALTH AFFILIATES INC	21MHA6061	Clinic Based Medication Assisted Treatment	N	\$0	\$35,000	\$0	\$35,000	9/30/2020	9/29/2022	\$280,000	\$280,000	\$0
Department of Mental Health & Addiction Services	COMMUNITY MENTAL HEALTH AFFILIATES INC	22MHA2159POS01	N Outpatient Clinical Services	N	\$171,702	\$0	\$0	\$171,702	7/1/2021	6/30/2024	\$506,294	\$334,592	\$171,702



Agency	Supplier Name	Contract ID #	Contract Description	Competitive ₁	Payments				Terms				
					General Fund	Federal Fund	Other Fund ₂	Total FY 2023 ₃	Contract Begin Date	Contract Expire Date	Cumulative Contract Total Amount ₄	Cumulative Contract Payments ₅	Cumulative Contract Balance Remaining ₆
Department of Mental Health & Addiction Services	COMMUNITY MENTAL HEALTH AFFILIATES INC	22MHA2408	N Case Management - MH and Addiction	N	\$0	\$118,551	\$0	\$118,551	7/1/2021	3/14/2023	\$289,150	\$289,150	\$0
Department of Mental Health & Addiction Services	COMMUNITY MENTAL HEALTH AFFILIATES INC	23MHA6002	YAS CT Strong	N	\$0	\$348,000	\$0	\$348,000	4/30/2022	4/29/2023	\$348,000	\$348,000	\$0
Department of Mental Health & Addiction Services	COMMUNITY MENTAL HEALTH AFFILIATES INC	23MHA6063	SOR Clinic Based Medication Assisted Treatment	N	\$0	\$105,000	\$0	\$105,000	9/30/2022	9/29/2023	\$140,000	\$105,000	\$35,000
Department of Mental Health & Addiction Services	COMMUNITY MENTAL HEALTH AFFILIATES INC	23MHA6082	SOR - Medication Assisted Treatment Outreach	N	\$0	\$111,304	\$0	\$111,304	9/30/2022	9/29/2023	\$222,608	\$111,304	\$111,304
Department of Mental Health & Addiction Services	COMMUNITY RENEWAL TEAM INC	22MHA6016	Opioid Education and Family Support (OEFS)	N	\$0	\$12,000	\$0	\$12,000	9/30/2021	9/29/2022	\$24,000	\$24,000	\$0
Department of Mental Health & Addiction Services	COMMUNITY RENEWAL TEAM INC	22MHA6017	Opioid Education and Family Support (OEFS)	N	\$0	\$12,000	\$0	\$12,000	9/30/2021	9/29/2022	\$24,000	\$24,000	\$0
Department of Mental Health & Addiction Services	COMMUNITY RENEWAL TEAM INC	23MHA2121POS01	N Outpatient Clinical Services: MH Standard	N	\$548,511	\$20,772	\$0	\$569,283	7/1/2022	6/30/2025	\$1,707,849	\$569,283	\$1,138,566
Department of Mental Health & Addiction Services	COMMUNITY RESOURCES FOR JUSTICE	23MHA6001	YAS Specialized Residential Treatment Services	N	\$989,942	\$0	\$0	\$989,942	7/1/2022	6/30/2025	\$3,970,645	\$989,942	\$2,980,703
Department of Mental Health & Addiction Services	CONNECTICUT COALITION AGAINST DOMESTIC	22MHA6049	Intimate Partner Violence	N	\$0	\$181,500	\$0	\$181,500	6/1/2022	9/30/2025	\$635,250	\$181,500	\$453,750
Department of Mental Health & Addiction Services	CONNECTICUT COMMUNITY FOR ADDICTION	23MHA2122POS01	N Recovery Advocacy/Coach Academy	N	\$619,317	\$2,494,824	\$639,212	\$3,753,353	7/1/2022	6/30/2025	\$9,782,559	\$3,753,353	\$6,029,206
Department of Mental Health & Addiction Services	CONNECTICUT COUNCIL ON PROBLEM GAMBLING	20MHA6007	Problem Gambling Help Line	N	\$0	\$0	\$82,500	\$82,500	9/1/2019	6/30/2025	\$865,000	\$452,500	\$412,500
Department of Mental Health & Addiction Services	CONNECTICUT COUNSELING CENTERS INC	21MHA6027	Recovery Coaching in Methadone Clinics	N	\$0	\$19,500	\$0	\$19,500	9/30/2020	9/29/2022	\$114,000	\$114,000	\$0
Department of Mental Health & Addiction Services	CONNECTICUT COUNSELING CENTERS INC	23MHA2160	MHA06602 Norwalk HIV/AIDS Program	N	\$65,456	\$71,028	\$0	\$136,484	7/1/2022	6/30/2025	\$409,452	\$136,484	\$272,968
Department of Mental Health & Addiction Services	CONNECTICUT COUNSELING CENTERS INC	23MHA6041	SOR Recovery Coaching in Methadone Clinics	N	\$0	\$75,000	\$0	\$75,000	9/30/2022	9/29/2023	\$75,000	\$75,000	\$0
Department of Mental Health & Addiction Services	CONNECTICUT HARM REDUCTION ALLIANCE INC	21MHA6041	Mobile Outreach/Medication Assisted Treatment	N	\$0	\$43,750	\$0	\$43,750	9/30/2020	9/29/2022	\$350,000	\$350,000	\$0
Department of Mental Health & Addiction Services	CONNECTICUT HARM REDUCTION ALLIANCE INC	21MHA6048	Drop-In Center Albany Avenue SORYR3	N	\$0	\$85,000	\$0	\$85,000	9/30/2020	9/29/2022	\$275,000	\$275,000	\$0
Department of Mental Health & Addiction Services	CONNECTICUT HARM REDUCTION ALLIANCE INC	21MHA6049	Resource Center SOR YR3	N	\$0	\$85,000	\$0	\$85,000	9/30/2020	9/29/2022	\$275,000	\$275,000	\$0
Department of Mental Health & Addiction Services	CONNECTICUT HARM REDUCTION ALLIANCE INC	22MHA6040	On-Call Mobile Medication Assisted Treatment	N	\$0	\$19,900	\$0	\$19,900	12/1/2021	9/30/2022	\$24,900	\$24,900	\$0
Department of Mental Health & Addiction Services	CONNECTICUT HARM REDUCTION ALLIANCE INC	23MHA6011	CT Rail Fastrak Collaboration Initiative	N	\$0	\$100,500	\$0	\$100,500	8/1/2022	9/30/2024	\$402,000	\$100,500	\$301,500
Department of Mental Health & Addiction Services	CONNECTICUT HARM REDUCTION ALLIANCE INC	23MHA6020	Mobile Outreach/Medication Assisted Treatment	N	\$0	\$6,225	\$0	\$6,225	10/1/2022	9/30/2023	\$24,900	\$6,225	\$18,675
Department of Mental Health & Addiction Services	CONNECTICUT HARM REDUCTION ALLIANCE INC	23MHA6066	SOR Drop-In Center Albany Avenue	N	\$0	\$145,000	\$0	\$145,000	9/30/2022	9/29/2023	\$175,000	\$145,000	\$30,000
Department of Mental Health & Addiction Services	CONNECTICUT HARM REDUCTION ALLIANCE INC	23MHA6067	SOR Drop-In Center - Grande Street	N	\$0	\$145,000	\$0	\$145,000	9/30/2022	9/29/2023	\$175,000	\$145,000	\$30,000
Department of Mental Health & Addiction Services	CONNECTICUT HARM REDUCTION ALLIANCE INC	23MHA6076	Mobile Outreach/Medication Assisted Treatment	N	\$0	\$131,250	\$0	\$131,250	9/30/2022	9/29/2023	\$175,000	\$131,250	\$43,750
Department of Mental Health & Addiction Services	CONNECTICUT LEGAL RIGHTS PROJECT INC	21MHA6000	Consent Decree FY21	N	\$706,179	\$28,247	\$0	\$734,426	7/1/2020	6/30/2025	\$3,723,347	\$2,175,031	\$1,548,316
Department of Mental Health & Addiction Services	CONNECTICUT LEGAL RIGHTS PROJECT INC	21MHA6001	21MHA6001	N	\$97,397	\$3,896	\$0	\$101,293	7/1/2020	6/30/2025	\$513,529	\$299,983	\$213,546
Department of Mental Health & Addiction Services	CONNECTICUT RENAISSANCE INC	21MHA2007POS01	N Outpatient Clinical Services	N	\$494,389	\$360,884	\$1,340,450	\$2,195,723	7/1/2020	6/30/2023	\$6,474,733	\$6,474,733	\$0
Department of Mental Health & Addiction Services	CONNECTICUT RENAISSANCE INC	21MHA2187	SFY21 BETTOR CHOICE	Y	\$10,221	\$6,432	\$341,574	\$358,227	7/1/2020	6/30/2023	\$896,494	\$782,173	\$114,321
Department of Mental Health & Addiction Services	CONNECTICUT RENAISSANCE INC	22MHA2180POS01	C Pre-Trial DUI Alcohol Education FFS	Y	\$6,138	\$8,884	\$251,136	\$266,158	7/1/2021	6/30/2023	\$764,204	\$478,126	\$286,078



Agency	Supplier Name	Contract ID #	Contract Description	Competitive ₁	Payments				Terms				
					General Fund ₂	Federal Fund ₃	Other Fund ₂	Total FY 2023 ₃	Contract Begin Date	Contract Expire Date	Cumulative Contract Total Amount ₄	Cumulative Contract Payments ₅	Cumulative Contract Balance Remaining ₆
Department of Mental Health & Addiction Services	CONTINUUM OF CARE INC	21MHA2191POS01	N Supervised Housing	N	\$587,205	\$15,080	\$0	\$602,285	4/1/2021	6/30/2023	\$1,088,615	\$1,088,615	\$0
Department of Mental Health & Addiction Services	CONTINUUM OF CARE INC	22MHA2052POS01	Crisis Respite (NH) / SFY22	N	\$18,364,559	\$767,199	\$0	\$19,131,758	7/1/2021	6/30/2024	\$54,928,209	\$35,590,321	\$19,337,888
Department of Mental Health & Addiction Services	CONTINUUM OF CARE INC	23MHA2442POS01	Continuum of Care-Holmes Street	N	\$617,985	\$0	\$0	\$617,985	12/8/2022	6/30/2025	\$3,619,509	\$617,985	\$3,001,524
Department of Mental Health & Addiction Services	CONTINUUM OF CARE INC	23MHA6014	FY23 Luna's Path - YAS	N	\$145,460	\$0	\$0	\$145,460	8/30/2022	6/30/2025	\$827,200	\$145,460	\$681,740
Department of Mental Health & Addiction Services	CORAM DEO INC	21MHA6015	How Can We Help SOR YR3	N	\$0	\$25,000	\$0	\$25,000	9/30/2020	10/10/2022	\$150,000	\$150,000	\$0
Department of Mental Health & Addiction Services	CORAM DEO INC	23MHA6033	SOR4 YR1 2023	N	\$0	\$65,000	\$0	\$65,000	9/30/2022	9/29/2023	\$75,000	\$65,000	\$10,000
Department of Mental Health & Addiction Services	CORNELL SCOTT-HILL HEALTH CORPORATION	21MHA6043	Enhanced Medication Assisted Treatment	N	\$0	\$25,000	\$0	\$25,000	9/30/2020	10/10/2022	\$400,000	\$400,000	\$0
Department of Mental Health & Addiction Services	CORNELL SCOTT-HILL HEALTH CORPORATION	22MHA2054POS01	Outreach & Engagement / SFY22	N	\$900,374	\$170,733	\$0	\$1,071,107	7/1/2021	6/30/2024	\$3,158,348	\$2,087,241	\$1,071,107
Department of Mental Health & Addiction Services	CORNELL SCOTT-HILL HEALTH CORPORATION	23MHA6057	Enhanced Medication Assisted Treatment	N	\$0	\$150,000	\$0	\$150,000	9/30/2022	9/29/2023	\$200,000	\$150,000	\$50,000
Department of Mental Health & Addiction Services	COUNCIL OF CHURCHES OF GREATER	21MHA2008POS01	N Vocational Case Management & Rehabilitation	N	\$47,662	\$1,805	\$0	\$49,467	7/1/2020	6/30/2023	\$141,518	\$141,518	\$0
Department of Mental Health & Addiction Services	COUNCIL OF CHURCHES OF GREATER	22MHA6010	Religious Services SWCMHS	N	\$26,753	\$0	\$0	\$26,753	7/1/2021	6/30/2023	\$49,350	\$45,546	\$3,804
Department of Mental Health & Addiction Services	CROSS STREET TRAINING & ACADEMIC CENTER	21MHA6011	How Can We Help SOR YR3	N	\$0	\$25,000	\$0	\$25,000	9/30/2020	9/29/2022	\$150,000	\$150,000	\$0
Department of Mental Health & Addiction Services	CROSS STREET TRAINING & ACADEMIC CENTER	22MHA2400POS01	Case Management COACH 2.0 - SFY22	N	\$0	\$386,730	\$0	\$386,730	6/25/2021	3/14/2023	\$773,462	\$773,462	\$0
Department of Mental Health & Addiction Services	DANBURY HOSPITAL	23MHA2161POS01	N Mobile Crisis Services	N	\$1,191,923	\$542,724	\$0	\$1,734,647	7/1/2022	6/30/2025	\$5,321,322	\$1,734,647	\$3,586,675
Department of Mental Health & Addiction Services	DAY KIMBALL HOSPITAL	23MHA2087POS01	MHA 07402/ Crisis Care Coordination/ SFY23	N	\$58,467	\$2,214	\$0	\$60,681	7/1/2022	6/30/2025	\$182,043	\$60,681	\$121,362
Department of Mental Health & Addiction Services	DIALYSIS CLINIC INC	22MHA6034	Hemodialysis Therapy	N	\$311,760	\$0	\$0	\$311,760	12/20/2021	11/30/2025	\$1,350,956	\$452,485	\$898,471
Department of Mental Health & Addiction Services	DORA M KEE LLC	22MHA6009	Nutritional Consultant	E	\$1,125	\$0	\$0	\$1,125	7/1/2021	7/30/2022	\$13,500	\$13,320	\$180
Department of Mental Health & Addiction Services	DORA M KEE LLC	23MHA6007	Nutritional Consultation	E	\$12,229	\$0	\$0	\$12,229	7/1/2022	6/30/2023	\$13,500	\$12,229	\$1,271
Department of Mental Health & Addiction Services	EASTCONN	19MHA6057	19-6057 (Special Education Services)SFY2018	N	\$402,555	\$0	\$0	\$402,555	7/1/2018	6/30/2023	\$3,955,536	\$1,977,768	\$1,977,768
Department of Mental Health & Addiction Services	EASTERSEALS CAPITAL REGION & EASTERN	23MHA2124POS01	N Supported Education Services	N	\$132,914	\$5,884	\$0	\$138,798	7/1/2022	6/30/2025	\$416,394	\$138,798	\$277,596
Department of Mental Health & Addiction Services	EASTERSEALS CAPITAL REGION & EASTERN	23MHA2428	MHA07702, Supported Employment, FY23	N	\$26,652	\$0	\$0	\$26,652	7/1/2022	9/30/2022	\$26,652	\$26,652	\$0
Department of Mental Health & Addiction Services	EDADVANCE	22MHA2162POS01	N Transportation/MHA08101	N	\$154,303	\$5,747	\$0	\$160,050	7/1/2021	6/30/2024	\$497,145	\$317,628	\$179,517
Department of Mental Health & Addiction Services	FAIR HAVEN COMMUNITY HEALTH CLINIC INC	23MHA2438	Latino Outreach Program SFY23	Y	\$41,571	\$55,147	\$0	\$96,718	7/1/2022	6/30/2025	\$290,154	\$96,718	\$193,436
Department of Mental Health & Addiction Services	FAMILY & CHILDRENS AGENCY INC	21MHA2010POS01	N Homeless Outreach & Engagement	N	\$450,916	\$167,704	\$0	\$618,620	7/1/2020	6/30/2023	\$1,727,960	\$1,727,960	\$0
Department of Mental Health & Addiction Services	FAMILY & CHILDRENS AGENCY INC	22MHA2407POS01	N Case Management SFY22	N	\$0	\$175,836	\$0	\$175,836	6/25/2021	3/14/2023	\$428,869	\$428,869	\$0
Department of Mental Health & Addiction Services	FAMILY CENTERED SERVICES OF CT INC	22MHA2057POS01	Parenting Support & Parental Rights	N	\$28,254	\$52,660	\$0	\$80,914	7/1/2021	6/30/2024	\$238,589	\$157,675	\$80,914
Department of Mental Health & Addiction Services	FAMILY CENTERS INC	22MHA2011POS01	N Housing Coordination/Housing	N	\$486,291	\$19,806	\$0	\$506,097	7/1/2021	6/30/2024	\$1,277,147	\$1,021,050	\$256,097
Department of Mental Health & Addiction Services	FELLOWSHIP PLACE INC	23MHA2058POS01	Fellowship Inn Social Rehab	M	\$1,702,156	\$59,826	\$0	\$1,761,982	7/1/2022	6/30/2025	\$5,284,284	\$1,761,982	\$3,522,302



Agency	Supplier Name	Contract ID #	Contract Description	Competitive ₁	Payments				Terms				
					General Fund	Federal Fund	Other Fund ₂	Total FY 2023 ₃	Contract Begin Date	Contract Expire Date	Cumulative Contract Total Amount ₄	Cumulative Contract Payments ₅	Cumulative Contract Balance Remaining ₆
Department of Mental Health & Addiction Services	FIRE PSYCH INC	23MHA6006	Risk Evaluation	N	\$37,627	\$0	\$0	\$37,627	7/1/2022	6/30/2023	\$72,100	\$37,627	\$34,473
Department of Mental Health & Addiction Services	FOCUS CENTER FOR AUTISM INC	23MHA2164POS01	N Young Adult Svcs-Mixed Model	N	\$908,888	\$29,698	\$0	\$938,586	7/1/2022	6/30/2025	\$2,716,446	\$938,586	\$1,777,860
Department of Mental Health & Addiction Services	FRIENDSHIP SERVICE CENTER INC	22MHA2414POS01	N Case Management - Outreach & Engagement	N	\$0	\$81,442	\$0	\$81,442	8/1/2021	6/30/2023	\$160,416	\$160,416	\$0
Department of Mental Health & Addiction Services	FRIENDSHIP SERVICE CENTER INC	23MHA2126POS01	N Shelters - MHA09101 - EMS Emergency Shelters	N	\$382,885	\$123,089	\$0	\$505,974	7/1/2022	6/30/2025	\$1,497,954	\$505,974	\$991,980
Department of Mental Health & Addiction Services	GEMINI RESEARCH INC	23MHA1046	Gambling Impact Study	Y	\$1,000,000	\$0	\$0	\$1,000,000	1/2/2023	12/31/2023	\$1,248,162	\$1,000,000	\$248,162
Department of Mental Health & Addiction Services	GILEAD COMMUNITY SERVICES INC	23MHA2061POS01	MHA 08703 / SFY23 / Farrell Outpatient	N	\$8,576,185	\$336,296	\$0	\$8,912,481	7/1/2022	6/30/2025	\$26,708,323	\$8,912,481	\$17,795,842
Department of Mental Health & Addiction Services	GILEAD COMMUNITY SERVICES INC	23MHA2441POS01	MHA09301 / SFY23 / Gilead ACT	N	\$296,231	\$9,664	\$0	\$305,895	7/1/2022	9/30/2022	\$305,895	\$305,895	\$0
Department of Mental Health & Addiction Services	GOODWILL INDUSTRIES OF SOUTHERN	21MHA2056POS01	N IDEA Works, #MHA07901 - SFY21	M	\$641,901	\$19,781	\$0	\$661,682	7/1/2020	6/30/2023	\$1,672,277	\$1,672,277	\$0
Department of Mental Health & Addiction Services	GOODWILL INDUSTRIES OF SOUTHERN	23MHA2437	MHA07904/ Employment Services/ SFY23	M	\$381,479	\$0	\$0	\$381,479	7/1/2022	6/30/2025	\$1,144,437	\$381,479	\$762,958
Department of Mental Health & Addiction Services	GOODWILL OF WESTERN AND NORTHERN	19MHA6112	ABI Client Services	N	\$1,289,733	\$3,199	\$0	\$1,292,932	7/1/2019	6/30/2023	\$10,407,495	\$5,474,246	\$4,933,248
Department of Mental Health & Addiction Services	GOODWILL OF WESTERN AND NORTHERN	23MHA2012POS01	N ABI Community-Based Residence	M	\$2,645,728	\$96,761	\$0	\$2,742,489	7/1/2022	6/30/2025	\$8,179,467	\$2,742,489	\$5,436,978
Department of Mental Health & Addiction Services	GOODWILL OF WESTERN AND NORTHERN	23MHA2435POS01	C Supported Employment EBP	M	\$584,604	\$0	\$0	\$584,604	7/1/2022	6/30/2025	\$1,753,812	\$584,604	\$1,169,208
Department of Mental Health & Addiction Services	GREENWOODS COUNSELING REFERRALS INC	21MHA6018	How Can We Help SOR YR3	N	\$0	\$40,000	\$0	\$40,000	9/30/2020	10/18/2022	\$330,000	\$330,000	\$0
Department of Mental Health & Addiction Services	GREENWOODS COUNSELING REFERRALS INC	23MHA6036	How Can We Help (HCWH)	N	\$0	\$120,000	\$0	\$120,000	9/30/2022	9/29/2023	\$165,000	\$120,000	\$45,000
Department of Mental Health & Addiction Services	GUARDIAN AD LITEM SERVICES INC	22MHA2165POS01	N Case Management: Mental Health	N	\$903,626	\$34,220	\$100,000	\$1,037,846	7/1/2021	6/30/2024	\$3,065,404	\$2,027,558	\$1,037,846
Department of Mental Health & Addiction Services	HANDS ON HARTFORD INC	21MHA2128POS01	N Supervised Housing/Apartments - SFY21	N	\$451,320	\$17,091	\$0	\$468,411	7/1/2020	6/30/2023	\$1,160,062	\$1,160,062	\$0
Department of Mental Health & Addiction Services	HARTFORD BEHAVIORAL HEALTH	21MHA2129POS01	N Outpatient Clinical Services	N	\$936,731	\$35,473	\$0	\$972,204	7/1/2020	6/30/2023	\$2,781,345	\$2,781,345	\$0
Department of Mental Health & Addiction Services	HARTFORD HOSPITAL	18MHA6003	CVH: Electroconvulsive Therapy (ECT) program	N	\$24,176	\$0	\$0	\$24,176	7/1/2017	6/30/2025	\$3,325,700	\$935,793	\$2,389,907
Department of Mental Health & Addiction Services	HARTFORD HOSPITAL	22MHA2131POS01	N OP Clinical Services: MH Standard	N	\$2,081,168	\$717,858	\$0	\$2,799,026	7/1/2021	6/30/2024	\$8,253,433	\$5,453,257	\$2,800,176
Department of Mental Health & Addiction Services	HARTFORD HOSPITAL	22MHA2418POS01	N. Outpatient Clinical Services MH - FY21	N	\$0	\$140,219	\$0	\$140,219	7/1/2021	3/14/2024	\$280,438	\$280,438	\$0
Department of Mental Health & Addiction Services	HISPANIC HEALTH COUNCIL INC	22MHA2132POS01	N Employment Services - EBP FY22	N	\$0	\$187,500	\$0	\$187,500	7/15/2021	3/14/2024	\$300,000	\$300,000	\$0
Department of Mental Health & Addiction Services	HISPANIC HEALTH COUNCIL INC	23MHA6073	SOR Mobile Employment Services (MES)	N	\$0	\$126,875	\$0	\$126,875	9/30/2022	9/29/2023	\$145,000	\$126,875	\$18,125
Department of Mental Health & Addiction Services	HOMES WITH HOPE INC	21MHA2013POS01	N Supportive Housing CM	N	\$370,775	\$14,040	\$0	\$384,815	7/1/2020	6/30/2023	\$1,100,905	\$1,100,905	\$0
Department of Mental Health & Addiction Services	IMMACARE INC	23MHA2133POS01	N Homeless Outreach & Engagement	N	\$567,400	\$75,284	\$0	\$642,684	7/1/2022	6/30/2025	\$1,928,052	\$642,684	\$1,285,368
Department of Mental Health & Addiction Services	INSPIRICA INC	23MHA2015POS01	N Supportive Housing	N	\$987,234	\$98,526	\$0	\$1,085,760	7/1/2022	6/30/2025	\$3,527,280	\$1,085,760	\$2,441,520
Department of Mental Health & Addiction Services	INTERCOMMUNITY INC	21MHA2134POS01	N ABI Consulting & Assessment	M	\$10,197,718	\$2,509,416	\$0	\$12,707,134	7/1/2020	6/30/2023	\$34,165,876	\$34,128,300	\$37,576
Department of Mental Health & Addiction Services	INTERCOMMUNITY INC	21MHA6017	How Can We Help Sor Yr3	N	\$0	\$25,000	\$0	\$25,000	9/30/2020	10/18/2022	\$300,000	\$300,000	\$0
Department of Mental Health & Addiction Services	INTERCOMMUNITY INC	21MHA6056	Mobile Employment Services (MES) SOR YR3	N	\$0	\$12,688	\$0	\$12,688	9/30/2020	10/18/2022	\$203,000	\$203,000	\$0



Agency	Supplier Name	Contract ID #	Contract Description	Competitive ₁	Payments				Terms				
					General Fund	Federal Fund	Other Fund ₂	Total FY 2023 ₃	Contract Begin Date	Contract Expire Date	Cumulative Contract Total Amount ₄	Cumulative Contract Payments ₅	Cumulative Contract Balance Remaining ₆
Department of Mental Health & Addiction Services	INTERCOMMUNITY INC	22MHA6006	COBHRA - Withdrawal Management Program	N	\$0	\$144,000	\$0	\$144,000	7/1/2021	5/31/2023	\$360,000	\$360,000	\$0
Department of Mental Health & Addiction Services	INTERCOMMUNITY INC	22MHA6012	COBHRA Emergency Grant Psychiatry Project	N	\$0	\$150,000	\$0	\$150,000	4/1/2022	5/31/2023	\$150,000	\$150,000	\$0
Department of Mental Health & Addiction Services	INTERCOMMUNITY INC	22MHA6025	Parents Recovery from Opioid Disorders	N	\$0	\$84,375	\$0	\$84,375	8/31/2021	10/7/2022	\$337,500	\$337,500	\$0
Department of Mental Health & Addiction Services	INTERCOMMUNITY INC	23MHA6003	YAS Stay Strong	N	\$0	\$261,000	\$0	\$261,000	4/30/2022	4/29/2023	\$348,000	\$261,000	\$87,000
Department of Mental Health & Addiction Services	INTERCOMMUNITY INC	23MHA6015	Parents Recovering from Opioid Use Disorders	N	\$0	\$253,125	\$0	\$253,125	8/31/2022	8/30/2023	\$337,500	\$253,125	\$84,375
Department of Mental Health & Addiction Services	INTERCOMMUNITY INC	23MHA6035	How Can We Help	N	\$0	\$125,000	\$0	\$125,000	9/30/2022	9/29/2023	\$150,000	\$125,000	\$25,000
Department of Mental Health & Addiction Services	INTERCOMMUNITY INC	23MHA6071	SOR Mobile Employment Services (MES)	N	\$0	\$76,125	\$0	\$76,125	9/30/2022	9/29/2023	\$101,500	\$76,125	\$25,375
Department of Mental Health & Addiction Services	J T PODIATRY LLC	19MHA6063	19MHA6063	N	\$130,599	\$0	\$0	\$130,599	7/1/2018	6/30/2024	\$558,800	\$478,184	\$80,616
Department of Mental Health & Addiction Services	JOHN J DRISCOLL UNITED LABOR AGENCY INC	21MHA2062POS01	N Employment Services: Generic	N	\$0	\$60,478	\$0	\$60,478	7/1/2021	6/30/2023	\$738,826	\$544,304	\$194,522
Department of Mental Health & Addiction Services	JOURNEY FOUND INC	20MHA6086	Acquired Brain Injury Specialized Services	N	\$398,854	\$15,104	\$0	\$413,957	7/1/2020	6/30/2023	\$1,154,063	\$1,120,134	\$33,930
Department of Mental Health & Addiction Services	JOURNEY FOUND INC	21MHA6005	FY21 Specialized Residential Services	N	\$496,291	\$37,588	\$0	\$533,878	7/1/2020	6/30/2023	\$1,473,584	\$1,393,775	\$79,810
Department of Mental Health & Addiction Services	JUDGE ROTENBERG EDUC CTR INC	18MHA6012	YAS Residential Services	N	\$309,250	\$0	\$0	\$309,250	7/1/2017	6/30/2023	\$1,747,710	\$1,746,801	\$909
Department of Mental Health & Addiction Services	JUDGE ROTENBERG EDUC CTR INC	23MHA6010	FY23 ABI/TBI Client Services	N	\$703,910	\$0	\$0	\$703,910	7/1/2022	6/30/2024	\$1,464,760	\$703,910	\$760,850
Department of Mental Health & Addiction Services	JUSTICE RESOURCE INSTITUTE INC	17MHA6008	YAS Residential Program	N	\$873,377	\$36,387	\$0	\$909,764	7/1/2016	6/30/2023	\$4,612,908	\$4,323,618	\$289,290
Department of Mental Health & Addiction Services	KEYSTONE HOUSE INC	22MHA2017	MHA12203 / St. Johns I / SFY22	N	\$1,872,642	\$85,220	\$0	\$1,957,862	7/1/2021	6/30/2024	\$5,647,114	\$3,656,602	\$1,990,512
Department of Mental Health & Addiction Services	KHMER HEALTH ADVOCATES INC	23MHA2138POS01	N Case Management: MH	N	\$101,932	\$10,000	\$0	\$111,932	7/1/2022	6/30/2025	\$335,796	\$111,932	\$223,864
Department of Mental Health & Addiction Services	KUHN EMPLOYMENT OPPORTUNITIES INC	22MHA2063POS01	Supported Employment	M	\$473,916	\$45,636	\$0	\$519,552	7/1/2021	6/30/2024	\$1,545,426	\$1,025,874	\$519,552
Department of Mental Health & Addiction Services	KUHN EMPLOYMENT OPPORTUNITIES INC	23MHA2436POS01	C Supported Employment EBP	M	\$366,616	\$0	\$0	\$366,616	7/1/2022	6/30/2025	\$1,099,848	\$366,616	\$733,232
Department of Mental Health & Addiction Services	LAKESIDE NEUROLOGIC	22MHA6008	YAS Residential Support SFY22	N	\$2,261,802	\$0	\$0	\$2,261,802	7/1/2021	6/30/2024	\$8,738,100	\$4,609,128	\$4,128,972
Department of Mental Health & Addiction Services	LAUREL HOUSE INC	21MHA6053	Mobile Employment Services (MES) SOR YR3	N	\$0	\$12,688	\$0	\$12,688	9/30/2020	9/29/2022	\$203,000	\$203,000	\$0
Department of Mental Health & Addiction Services	LAUREL HOUSE INC	22MHA2018POS01	N PILOTS Prgm/Supportive Housing Case Mngmt	M	\$1,522,108	\$50,442	\$0	\$1,572,550	7/1/2021	6/30/2024	\$4,456,598	\$2,884,048	\$1,572,550
Department of Mental Health & Addiction Services	LAUREL HOUSE INC	23MHA6068	Mobile Employment Services (MES)	N	\$0	\$88,813	\$0	\$88,813	9/30/2022	9/29/2023	\$101,500	\$88,813	\$12,688
Department of Mental Health & Addiction Services	LEDGE LIGHT HEALTH DIST	21MHA6009	How Can We Help SOR YR3	N	\$0	\$25,000	\$0	\$25,000	9/30/2020	9/29/2022	\$300,000	\$300,000	\$0
Department of Mental Health & Addiction Services	LEDGE LIGHT HEALTH DIST	23MHA6026	How Can We Help (HCWH)	N	\$0	\$125,000	\$0	\$125,000	9/30/2022	9/29/2023	\$150,000	\$125,000	\$25,000
Department of Mental Health & Addiction Services	LEEWAY INC	23MHA2064POS01	MHA20701 / SFY23 / Leeway Scattered Sites	N	\$353,827	\$14,725	\$35,000	\$403,552	7/1/2022	6/30/2025	\$1,210,656	\$403,552	\$807,104
Department of Mental Health & Addiction Services	LIBERATION PROGRAMS INC	21MHA6028	Recovery Coaching in Methadone Clinics	N	\$0	\$7,000	\$0	\$7,000	9/30/2020	11/3/2022	\$114,000	\$114,000	\$0
Department of Mental Health & Addiction Services	LIBERATION PROGRAMS INC	21MHA6040	Mobile Outreach/Medication Assisted Treatment	N	\$0	\$21,875	\$0	\$21,875	9/30/2020	11/9/2022	\$350,000	\$350,000	\$0
Department of Mental Health & Addiction Services	LIBERATION PROGRAMS INC	22MHA6044	Mobile Outreach/Medication Assisted Treatment	N	\$0	\$14,900	\$0	\$14,900	12/1/2021	9/30/2022	\$24,900	\$24,900	\$0



Agency	Supplier Name	Contract ID #	Contract Description	Competitive ₁	Payments				Terms				
					General Fund	Federal Fund	Other Fund ₂	Total FY 2023 ₃	Contract Begin Date	Contract Expire Date	Cumulative Contract Total Amount ₄	Cumulative Contract Payments ₅	Cumulative Contract Balance Remaining ₆
Department of Mental Health & Addiction Services	LIBERATION PROGRAMS INC	23MHA2019	MHA12803:Families in Recovery SFY23	N	\$1,601,124	\$678,817	\$684,926	\$2,964,867	7/1/2022	6/30/2025	\$8,894,601	\$2,964,867	\$5,929,734
Department of Mental Health & Addiction Services	LIBERATION PROGRAMS INC	23MHA6019	Mobile Outreach/Medication Assisted Treatment	N	\$0	\$6,225	\$0	\$6,225	10/1/2022	9/30/2023	\$24,900	\$6,225	\$18,675
Department of Mental Health & Addiction Services	LIBERATION PROGRAMS INC	23MHA6045	SOR Recovery Coaching in Methadone Clinics	N	\$0	\$40,000	\$0	\$40,000	9/30/2022	9/29/2023	\$75,000	\$40,000	\$35,000
Department of Mental Health & Addiction Services	LIBERATION PROGRAMS INC	23MHA6075	Mobile Outreach/Medication Assisted Treatment	N	\$0	\$131,250	\$0	\$131,250	9/30/2022	9/29/2023	\$175,000	\$131,250	\$43,750
Department of Mental Health & Addiction Services	LIBERTY COMMUNITY SERVICES INC	21MHA2065POS01	N BOS 193 - Home Safe, #MHA12705	N	\$844,033	\$355,402	\$0	\$1,199,435	7/1/2020	6/30/2023	\$2,977,256	\$2,977,256	\$0
Department of Mental Health & Addiction Services	LIFEBRIDGE COMMUNITY SERVICES INC	23MHA2020POS01	N Outpatient Clinical Service Addiction	N	\$637,088	\$24,127	\$0	\$661,215	7/1/2022	6/30/2025	\$1,983,645	\$661,215	\$1,322,430
Department of Mental Health & Addiction Services	LIFECONNECTIONS SPECIALIZED SUPPORT	20MHA6003	YAS Residential FY20	N	\$1,745,990	\$0	\$0	\$1,745,990	7/1/2019	6/30/2025	\$14,274,631	\$6,736,045	\$7,538,586
Department of Mental Health & Addiction Services	MARRAKECH DAY SERVICES	22MHA2021POS01	N Employment Services: EBP	N	\$524,932	\$22,140	\$0	\$547,072	7/1/2021	6/30/2024	\$3,180,134	\$1,777,760	\$1,402,374
Department of Mental Health & Addiction Services	MARRAKECH DAY SERVICES	22MHA2066POS01	Outreach and Engagement / SFY22	M	\$3,169,257	\$116,999	\$0	\$3,286,256	7/1/2021	6/30/2024	\$10,135,491	\$6,493,235	\$3,642,256
Department of Mental Health & Addiction Services	MARRAKECH DAY SERVICES	23MHA2433	C Employment Services:EBP MHA12905 SFY23	Y	\$22,479	\$0	\$0	\$22,479	7/1/2022	8/1/2022	\$22,479	\$22,479	\$0
Department of Mental Health & Addiction Services	MARTIN HOUSE INC	22MHA2089POS01	FY22 Recovery for Life #MHA12951	N	\$654,494	\$24,785	\$0	\$679,279	7/1/2021	6/30/2024	\$2,002,974	\$1,323,695	\$679,279
Department of Mental Health & Addiction Services	MCCALL FOUNDATION INC	19MHA6096	Women's Reach	Y	\$59,823	\$215,400	\$0	\$275,223	1/1/2019	6/30/2023	\$1,164,988	\$1,164,987	\$1
Department of Mental Health & Addiction Services	MCCALL FOUNDATION INC	21MHA6039	Mobile Outreach/Medication Assisted Treatment	N	\$0	\$21,875	\$0	\$21,875	9/30/2020	10/10/2022	\$350,000	\$350,000	\$0
Department of Mental Health & Addiction Services	MCCALL FOUNDATION INC	21MHA6057	Mobile Employment Services (MES) SOR YR3	N	\$0	\$12,688	\$0	\$12,688	9/30/2020	9/29/2022	\$203,000	\$203,000	\$0
Department of Mental Health & Addiction Services	MCCALL FOUNDATION INC	21MHA6062	Clinic Based Medication Assisted Treatment	N	\$0	\$17,500	\$0	\$17,500	9/30/2020	9/29/2022	\$280,000	\$280,000	\$0
Department of Mental Health & Addiction Services	MCCALL FOUNDATION INC	22MHA2169POS01	N Residential Services: Intensive Addiction	M	\$3,142,610	\$639,507	\$727,954	\$4,510,071	7/1/2021	6/30/2024	\$10,063,838	\$5,526,912	\$4,536,926
Department of Mental Health & Addiction Services	MCCALL FOUNDATION INC	22MHA2406POS01	N Case Management SFY22	N	\$0	\$130,895	\$0	\$130,895	6/25/2021	3/14/2023	\$319,255	\$319,255	\$0
Department of Mental Health & Addiction Services	MCCALL FOUNDATION INC	22MHA6018	Education and Family Support (EFS) SOR	N	\$0	\$3,000	\$0	\$3,000	9/30/2021	10/18/2022	\$24,000	\$24,000	\$0
Department of Mental Health & Addiction Services	MCCALL FOUNDATION INC	22MHA6030	Women's REACH FY22	N	\$0	\$91,000	\$0	\$91,000	9/1/2021	9/30/2025	\$260,000	\$156,000	\$104,000
Department of Mental Health & Addiction Services	MCCALL FOUNDATION INC	22MHA6042	Mobile Outreach/Medication Assisted Treatment	N	\$0	\$19,900	\$0	\$19,900	12/1/2021	9/30/2022	\$24,900	\$24,900	\$0
Department of Mental Health & Addiction Services	MCCALL FOUNDATION INC	23MHA6018	Mobile Medication Assisted Treatment (MAT)	N	\$0	\$6,225	\$0	\$6,225	10/1/2022	9/30/2023	\$24,900	\$6,225	\$18,675
Department of Mental Health & Addiction Services	MCCALL FOUNDATION INC	23MHA6050	Education and Family Support (EFS)	N	\$0	\$21,000	\$0	\$21,000	9/30/2022	9/29/2023	\$24,000	\$21,000	\$3,000
Department of Mental Health & Addiction Services	MCCALL FOUNDATION INC	23MHA6056	SOR Enhanced Medication Assisted Treatment	N	\$0	\$175,000	\$0	\$175,000	9/30/2022	9/29/2023	\$200,000	\$175,000	\$25,000
Department of Mental Health & Addiction Services	MCCALL FOUNDATION INC	23MHA6064	SOR Clinic Based Medication Assisted Treatment	N	\$0	\$122,500	\$0	\$122,500	9/30/2022	9/29/2023	\$140,000	\$122,500	\$17,500
Department of Mental Health & Addiction Services	MCCALL FOUNDATION INC	23MHA6072	Mobile Employment Services (MES)	N	\$0	\$88,813	\$0	\$88,813	9/30/2022	9/29/2023	\$101,500	\$88,813	\$12,688
Department of Mental Health & Addiction Services	MCCALL FOUNDATION INC	23MHA6081	Mobile Outreach/Medication Assisted Treatment	N	\$0	\$65,625	\$0	\$65,625	9/30/2022	9/29/2023	\$175,000	\$65,625	\$109,375
Department of Mental Health & Addiction Services	MENTAL HEALTH CONNECTICUT INC	21MHA2022POS01	N Community Support	N	\$5,096,316	\$240,637	\$0	\$5,336,953	7/1/2020	6/30/2023	\$15,115,927	\$15,115,927	\$0
Department of Mental Health & Addiction Services	MENTAL HEALTH CONNECTICUT INC	22MHA2139POS01	N Employment Support: Deaf/Hearing	N	\$612,739	\$52,321	\$0	\$665,060	7/1/2021	6/30/2024	\$1,924,581	\$1,259,521	\$665,060



Agency	Supplier Name	Contract ID #	Contract Description	Competitive ₁	Payments				Terms				
					General Fund	Federal Fund	Other Fund ₂	Total FY 2023 ₃	Contract Begin Date	Contract Expire Date	Cumulative Contract Total Amount ₄	Cumulative Contract Payments ₅	Cumulative Contract Balance Remaining ₆
Department of Mental Health & Addiction Services	MENTAL HEALTH CONNECTICUT INC	22MHA2401POS01	N Case Management SFY22	N	\$0	\$288,029	\$0	\$288,029	6/25/2021	3/14/2023	\$703,228	\$703,228	\$0
Department of Mental Health & Addiction Services	MENTAL HEALTH CONNECTICUT INC	23MHA2170POS01	N Social Rehabilitation	N	\$6,321,785	\$226,229	\$0	\$6,548,014	7/1/2022	6/30/2025	\$20,531,876	\$6,548,014	\$13,983,862
Department of Mental Health & Addiction Services	MENTAL HEALTH CONNECTICUT INC	23MHA2429	C Employment Services: Vocational Rehab	Y	\$55,644	\$0	\$0	\$55,644	7/1/2022	8/31/2022	\$55,644	\$55,644	\$0
Department of Mental Health & Addiction Services	MERCY HOUSING & SHELTER CORPORATION	22MHA2140	N Supervised Housing	N	\$3,221,806	\$635,662	\$0	\$3,857,468	7/1/2021	6/30/2024	\$11,460,984	\$7,136,105	\$4,324,879
Department of Mental Health & Addiction Services	MERCY HOUSING & SHELTER CORPORATION	22MHA2141POS01	N Supportive Housing CM	N	\$2,283	\$23,232	\$0	\$25,515	7/1/2021	6/30/2024	\$73,533	\$36,592	\$36,941
Department of Mental Health & Addiction Services	MIDDLESEX HOSPITAL	21MHA2067POS01	N Case Management, MHA13502 - SFY21	N	\$151,171	\$5,725	\$0	\$156,896	7/1/2020	6/30/2023	\$448,859	\$448,859	\$0
Department of Mental Health & Addiction Services	MIDDLESEX HOSPITAL	22MHA1090	Physician & APRN services at CVH/WFH	N	\$147,884	\$0	\$0	\$147,884	1/1/2022	12/31/2023	\$1,066,800	\$147,884	\$918,916
Department of Mental Health & Addiction Services	MIDWESTERN CONNECTICUT COUNCIL OF	20MHA2188	MHA13702 Bettor Choice SFY20	Y	\$140,786	\$0	\$201,258	\$342,044	1/1/2020	6/30/2023	\$1,020,567	\$1,020,567	\$0
Department of Mental Health & Addiction Services	MIDWESTERN CONNECTICUT COUNCIL OF	21MHA2171POS01	N Case Management: Addiction	N	\$1,883,658	\$674,879	\$0	\$2,558,537	7/1/2020	6/30/2023	\$5,402,849	\$5,402,849	\$0
Department of Mental Health & Addiction Services	MIDWESTERN CONNECTICUT COUNCIL OF	21MHA2302POS01	N Problem Gambling Brief Treatment	N	\$1,137	\$0	\$21,024	\$22,161	7/1/2020	6/30/2023	\$64,209	\$64,209	\$0
Department of Mental Health & Addiction Services	MIDWESTERN CONNECTICUT COUNCIL OF	22MHA2060POS01	C Pre-Trial DUI Alcohol Education FFS	N	\$11,733	\$14,835	\$454,581	\$481,149	7/1/2021	6/30/2023	\$1,381,874	\$806,061	\$575,813
Department of Mental Health & Addiction Services	MULTILINGUAL REHABILITATION &	18MHA6035	CMHC Multilingual Assessment	N	\$15,400	\$0	\$0	\$15,400	7/1/2017	6/30/2023	\$247,050	\$97,088	\$149,963
Department of Mental Health & Addiction Services	MY PEOPLE CLINICAL SERVICES LLC	22MHA2142POS01	N Young Adult Services	N	\$850,488	\$0	\$0	\$850,488	7/1/2021	6/30/2024	\$7,960,578	\$3,504,014	\$4,456,564
Department of Mental Health & Addiction Services	MY PEOPLE COMMUNITY SERVICES	23MHA2142	N Young Adult Services - Bridgeway House	N	\$3,016,727	\$69,433	\$0	\$3,086,160	7/1/2022	6/30/2024	\$7,253,092	\$3,086,160	\$4,166,932
Department of Mental Health & Addiction Services	MY SISTERS PLACE INC	21MHA2143POS01	N Emergency Housing Assistance - HAF	N	\$1,535,380	\$93,618	\$52,500	\$1,681,498	7/1/2020	6/30/2023	\$5,174,730	\$5,102,730	\$72,000
Department of Mental Health & Addiction Services	NAMI OF CONNECTICUT INC	21MHA2144POS01	N Family Support, Consultation & Education	N	\$180,949	\$132,252	\$0	\$313,201	7/1/2020	6/30/2023	\$896,025	\$896,025	\$0
Department of Mental Health & Addiction Services	NAMI OF CONNECTICUT INC	22MHA6019	SOR Opioid Education and Family Support	N	\$0	\$3,000	\$0	\$3,000	9/30/2021	10/27/2022	\$24,000	\$24,000	\$0
Department of Mental Health & Addiction Services	NAMI OF CONNECTICUT INC	23MHA6051	SOR Education and Family Support (EFS)	N	\$0	\$21,000	\$0	\$21,000	9/30/2022	9/29/2023	\$24,000	\$21,000	\$3,000
Department of Mental Health & Addiction Services	NATCHAUG HOSPITAL INC	23MHA2090POS01	MHA14405/ Intermediate Care / SFY23	N	\$245,440	\$9,295	\$0	\$254,735	7/1/2022	6/30/2025	\$764,205	\$254,735	\$509,470
Department of Mental Health & Addiction Services	NATCHAUG HOSPITAL INC	23MHA2091POS01	N Acute Care Program - MHA14403	N	\$225,225	\$0	\$0	\$225,225	7/1/2022	6/30/2025	\$2,377,620	\$225,225	\$2,152,395
Department of Mental Health & Addiction Services	NEW LONDON HOMELESS HOSPITALITY	21MHA2092POS01	N FUSE Program / #MHA14687 / SFY21	N	\$308,568	\$48,990	\$0	\$357,558	7/1/2020	6/30/2023	\$845,234	\$845,234	\$0
Department of Mental Health & Addiction Services	NEW REACH INC	22MHA2068POS01	MHA14601 / Pilots Program / SFY22	N	\$817,973	\$177,430	\$0	\$995,403	7/1/2021	6/30/2024	\$3,100,056	\$2,093,393	\$1,006,663
Department of Mental Health & Addiction Services	NORTHWEST CHARITIES INC	23MHA6009	FY23 YAS Residential and Clinical Services	N	\$216,602	\$0	\$0	\$216,602	7/1/2022	6/30/2025	\$1,204,500	\$216,602	\$987,898
Department of Mental Health & Addiction Services	OP HOPE OF FAIRFIELD INC	22MHA2024POS01	N Supportive Housing Case Mngmt - Pilots	N	\$735,510	\$27,853	\$0	\$763,363	7/1/2021	6/30/2024	\$2,250,911	\$1,487,548	\$763,363
Department of Mental Health & Addiction Services	OPTIMUS HEALTH CARE INC	19MHA1075POS01	MHA15780 PIC-CT,SFY19	N	\$0	\$308,976	\$0	\$308,976	9/30/2018	9/30/2024	\$2,155,026	\$1,700,046	\$454,980
Department of Mental Health & Addiction Services	OPTIMUS HEALTH CARE INC	23MHA2025POS01	N Project Nueva Vida AIDS/HIV	N	\$35,055	\$1,327	\$0	\$36,382	7/1/2022	6/30/2025	\$109,146	\$36,382	\$72,764
Department of Mental Health & Addiction Services	PACIFIC HOUSE INC	22MHA2032POS01	N Social Rehabilitation Services/Pacific House	N	\$331,538	\$12,555	\$0	\$344,093	7/1/2021	6/30/2024	\$1,014,619	\$670,526	\$344,093
Department of Mental Health & Addiction Services	PATHWAYS INC	23MHA2026POS01	N Resident Support	N	\$959,685	\$47,139	\$0	\$1,006,824	7/1/2022	6/30/2025	\$3,020,472	\$1,006,824	\$2,013,648



Agency	Supplier Name	Contract ID #	Contract Description	Competitive ₁	Payments				Terms				
					General Fund	Federal Fund	Other Fund ₂	Total FY 2023 ₃	Contract Begin Date	Contract Expire Date	Cumulative Contract Total Amount ₄	Cumulative Contract Payments ₅	Cumulative Contract Balance Remaining ₆
Department of Mental Health & Addiction Services	PERCEPTION PROGRAMS INC	22MHA2413POS01	MHA16012/ SOAR Homeless Outreach /SFY22	N	\$0	\$81,442	\$0	\$81,442	8/1/2021	6/30/2023	\$160,416	\$160,416	\$0
Department of Mental Health & Addiction Services	PERCEPTION PROGRAMS INC	22MHA6031	Mobile Outreach/Medication Assisted Treatment	N	\$42,667	\$125,500	\$0	\$168,167	9/15/2021	6/30/2023	\$255,667	\$255,667	\$0
Department of Mental Health & Addiction Services	PERCEPTION PROGRAMS INC	22MHA6041	Mobile Outreach/Medication Assisted Treatment	N	\$0	\$24,900	\$0	\$24,900	12/1/2021	9/30/2022	\$24,900	\$24,900	\$0
Department of Mental Health & Addiction Services	PERCEPTION PROGRAMS INC	23MHA2094POS01	MHA16002/ Outpatient Danielson/ SFY23	N	\$485,574	\$316,669	\$329,280	\$1,131,523	7/1/2022	6/30/2025	\$3,394,569	\$1,131,523	\$2,263,046
Department of Mental Health & Addiction Services	PERCEPTION PROGRAMS INC	23MHA6021	Mobile Outreach/Medication Assisted Treatment	N	\$0	\$12,450	\$0	\$12,450	10/1/2022	9/30/2023	\$24,900	\$12,450	\$12,450
Department of Mental Health & Addiction Services	POSITIVE DIRECTIONS	23MHA2027POS01	N Outpatient Clinical Services Addiction	N	\$61,227	\$2,319	\$0	\$63,546	7/1/2022	6/30/2025	\$190,638	\$63,546	\$127,092
Department of Mental Health & Addiction Services	PRIME TIME HOUSE	21MHA2173POS01	N Employment Services: EBP	N	\$493,836	\$21,019	\$0	\$514,855	7/1/2020	6/30/2023	\$2,301,848	\$2,301,848	\$0
Department of Mental Health & Addiction Services	PRIME TIME HOUSE	23MHA2432	Employment Services: Vocational Rehab	Y	\$68,096	\$0	\$0	\$68,096	7/1/2022	8/31/2022	\$68,096	\$68,096	\$0
Department of Mental Health & Addiction Services	PROSPECT WATERBURY INC	21MHA2177POS01	N Crisis Respite Services	N	\$1,511,318	\$326,085	\$0	\$1,837,403	7/1/2020	6/30/2023	\$5,153,402	\$5,153,402	\$0
Department of Mental Health & Addiction Services	RECOVERY NETWORK OF PROGRAMS INC	21MHA6016	How Can We Help SOR YR3	N	\$0	\$25,000	\$0	\$25,000	9/30/2020	9/29/2022	\$150,000	\$150,000	\$0
Department of Mental Health & Addiction Services	RECOVERY NETWORK OF PROGRAMS INC	21MHA6029	Recovery Coaching in Methadone Clinics	N	\$0	\$30,000	\$0	\$30,000	9/30/2020	9/29/2022	\$244,000	\$244,000	\$0
Department of Mental Health & Addiction Services	RECOVERY NETWORK OF PROGRAMS INC	22MHA2028POS01	N Infectious Disease Education/Testing/HIV/AIDS	N	\$3,744,923	\$1,133,739	\$0	\$4,878,662	7/1/2021	6/30/2024	\$13,495,164	\$8,616,504	\$4,878,660
Department of Mental Health & Addiction Services	RECOVERY NETWORK OF PROGRAMS INC	22MHA2422POS01	N MH Intensive Residential/Jail Diversion	N	\$105,000	\$151,579	\$0	\$256,579	8/1/2021	3/14/2023	\$585,000	\$585,000	\$0
Department of Mental Health & Addiction Services	RECOVERY NETWORK OF PROGRAMS INC	23MHA6044	SOR Recovery Coaching in Methadone Clinics	N	\$0	\$116,000	\$0	\$116,000	9/30/2022	9/29/2023	\$157,000	\$116,000	\$41,000
Department of Mental Health & Addiction Services	REGIONAL YOUTH ADULT SOCIAL ACTION	22MHA1029	N Recovery Friendly Workplace (SOR) FY22	N	\$0	\$28,660	\$0	\$28,660	7/1/2021	10/18/2022	\$190,106	\$190,106	\$0
Department of Mental Health & Addiction Services	RELIANCE HEALTH INC	21MHA2095POS01	N Bozrah House / #MHA17402 / SFY21	N	\$10,584,482	\$617,190	\$0	\$11,201,672	7/1/2020	7/30/2023	\$33,105,719	\$32,867,074	\$238,645
Department of Mental Health & Addiction Services	RELIANCE HEALTH INC	21MHA6019	How Can We Help SOR YR3	N	\$0	\$24,000	\$0	\$24,000	9/30/2020	9/29/2022	\$48,000	\$48,000	\$0
Department of Mental Health & Addiction Services	RELIANCE HEALTH INC	22MHA2423POS01	Case Management/Homeless Outreach	N	\$0	\$81,442	\$0	\$81,442	8/1/2021	6/30/2023	\$160,416	\$160,416	\$0
Department of Mental Health & Addiction Services	RUSHFORD CENTER INC	21MHA2070POS01	N Behavioral Health Homes	N	\$10,042,246	\$1,474,581	\$0	\$11,516,827	7/1/2020	6/30/2023	\$31,354,482	\$31,354,482	\$0
Department of Mental Health & Addiction Services	RUSHFORD CENTER INC	21MHA2071POS01	N Supportive Housing Case Management	N	\$0	\$54,544	\$0	\$54,544	7/1/2020	6/30/2023	\$123,000	\$110,640	\$12,360
Department of Mental Health & Addiction Services	SAFE FUTURES INC	21MHA2096POS01	N Next Steps Scattered-Site	N	\$66,703	\$2,526	\$0	\$69,229	7/1/2020	6/30/2023	\$198,055	\$198,055	\$0
Department of Mental Health & Addiction Services	SAFE FUTURES INC	22MHA6004	NASMHPD TTI Grant Community Re-entry Project	N	\$0	\$0	\$39,500	\$39,500	7/1/2021	6/30/2023	\$75,000	\$75,000	\$0
Department of Mental Health & Addiction Services	SAFE FUTURES INC	22MHA6048	Katie Blair House - Supportive Recovery Housing	E	\$15,970	\$0	\$0	\$15,970	7/1/2022	6/30/2023	\$15,970	\$15,970	\$0
Department of Mental Health & Addiction Services	SECURE CARE OPTIONS LLC	19MHA6064	SFY 19 19MHA6064	N	\$778,167	\$0	\$688,356	\$1,466,523	7/1/2018	6/30/2023	\$6,282,958	\$6,250,115	\$32,843
Department of Mental Health & Addiction Services	SOUND COMMUNITY SERVICES INC	22MHA2097POS01	MHA09001 / CSRPP / SFY22	N	\$9,104,480	\$581,735	\$0	\$9,686,215	7/1/2021	6/30/2024	\$27,901,414	\$18,366,252	\$9,535,162
Department of Mental Health & Addiction Services	SOUND COMMUNITY SERVICES INC	22MHA6020	Opioid Education & Family Support (OEFS)	N	\$0	\$12,000	\$0	\$12,000	9/30/2021	9/29/2022	\$24,000	\$24,000	\$0
Department of Mental Health & Addiction Services	SOUND COMMUNITY SERVICES INC	23MHA2431	MHA09008/ Employment Services/ SFY23	Y	\$50,466	\$0	\$0	\$50,466	7/1/2022	8/31/2022	\$50,466	\$50,466	\$0
Department of Mental Health & Addiction Services	SOUND COMMUNITY SERVICES INC	23MHA6052	SOR Education and Family Support (EFS)	N	\$0	\$21,000	\$0	\$21,000	9/30/2022	9/29/2023	\$24,000	\$21,000	\$3,000



Agency	Supplier Name	Contract ID #	Contract Description	Competitive ₁	Payments				Terms				
					General Fund	Federal Fund	Other Fund ₂	Total FY 2023 ₃	Contract Begin Date	Contract Expire Date	Cumulative Contract Total Amount ₄	Cumulative Contract Payments ₅	Cumulative Contract Balance Remaining ₆
Department of Mental Health & Addiction Services	SOUTHEASTERN REGIONAL ACTION COUNCIL	22MHA1033AB	N Recovery Friendly Workplace (SOR) FY22	N	\$0	\$28,661	\$0	\$28,661	7/1/2021	9/29/2022	\$190,106	\$190,106	\$0
Department of Mental Health & Addiction Services	ST VINCENT DEPAUL PL MIDDLETOWN	23MHA2073POS01	Liberty Commons #MHA08803	N	\$358,497	\$47,277	\$0	\$405,774	7/1/2022	6/30/2025	\$1,217,322	\$405,774	\$811,548
Department of Mental Health & Addiction Services	ST VINCENT'S MEDICAL CENTER	23MHA2035POS01	N Resident Support MHA09601 Housing Support	N	\$1,443,925	\$54,680	\$0	\$1,498,605	7/1/2022	6/30/2025	\$4,495,815	\$1,498,605	\$2,997,210
Department of Mental Health & Addiction Services	STAYWELL HEALTH CARE INC	21MHA2190POS01	N Standard Case Management SFY21	N	\$56,210	\$2,129	\$0	\$58,339	1/1/2021	6/30/2023	\$140,292	\$140,292	\$0
Department of Mental Health & Addiction Services	SUPPORTIVE ENVIRO LIVING FACILITY INC	23MHA2175	Geriatric Supervised Apartments SFY23	N	\$1,474,114	\$55,824	\$0	\$1,529,938	7/1/2022	6/30/2025	\$4,589,814	\$1,529,938	\$3,059,876
Department of Mental Health & Addiction Services	THAMES RIVER COMMUNITY SERVICE INC	21MHA2100POS01	N Thames River Supportive Housing	N	\$120,327	\$4,557	\$0	\$124,884	7/1/2020	6/30/2023	\$357,277	\$357,277	\$0
Department of Mental Health & Addiction Services	THAMES VALLEY COUNCIL FOR COMMUNITY	23MHA2101POS01	Next Step Supportive Housing / SFY23	N	\$146,024	\$5,530	\$0	\$151,554	7/1/2022	6/30/2025	\$454,662	\$151,554	\$303,108
Department of Mental Health & Addiction Services	THE ACCESS AGENCY INC	22MHA2077POS01	FY22 Access Agency Supportive Housing	N	\$40,234	\$1,524	\$0	\$41,758	7/1/2021	6/30/2024	\$123,131	\$81,373	\$41,758
Department of Mental Health & Addiction Services	THE CONNECTION FUND-LIBERTY INC	19MHA1007	19-1007 (Continuum of Care)	N	\$0	\$150,950	\$0	\$150,950	7/1/2018	6/30/2024	\$1,185,840	\$808,960	\$376,880
Department of Mental Health & Addiction Services	THE CONNECTION INC	19MHA6093	Women's Reach	Y	\$60,200	\$227,620	\$0	\$287,820	1/1/2019	6/30/2023	\$1,153,331	\$916,185	\$237,146
Department of Mental Health & Addiction Services	THE CONNECTION INC	22MHA2030POS01	C Pre-Trial DUI Alcohol Education FFS	N	\$8,541	\$10,179	\$386,355	\$405,075	7/1/2021	6/30/2023	\$1,219,013	\$588,199	\$630,814
Department of Mental Health & Addiction Services	THE CONNECTION INC	22MHA6027	Women's REACH FY22	N	\$0	\$97,500	\$0	\$97,500	9/1/2021	9/30/2025	\$260,000	\$162,500	\$97,500
Department of Mental Health & Addiction Services	THE CONNECTION INC	23MHA2049POS01	MHA000503 / SFY23 / Cornerstone	N	\$6,780,548	\$1,413,225	\$0	\$8,193,773	7/1/2022	6/30/2025	\$26,180,347	\$8,193,773	\$17,986,574
Department of Mental Health & Addiction Services	THE CONSULTATION CENTER INC	23MHA2051POS01	N Riverside Education Academy	N	\$165,843	\$6,280	\$0	\$172,123	7/1/2022	6/30/2025	\$516,369	\$172,123	\$344,246
Department of Mental Health & Addiction Services	THE HARTFORD DISPENSARY INC	23MHA2130POS01	N Infectious Disease Education & Testing - HIV	N	\$129,883	\$305,820	\$0	\$435,703	7/1/2022	6/30/2025	\$1,307,109	\$435,703	\$871,406
Department of Mental Health & Addiction Services	THE KENNEDY COLLECTIVE INC	22MHA2016POS01	N Peer to Peer Vocational/Peer to Peer	M	\$375,900	\$43,964	\$0	\$419,864	7/1/2021	6/30/2024	\$1,298,005	\$878,141	\$419,864
Department of Mental Health & Addiction Services	THE NORWALK HOSPITAL ASSOCIATION	23MHA2023POS01	N Outpatient clinical Services	N	\$1,595,968	\$51,836	\$0	\$1,647,804	7/1/2022	6/30/2025	\$4,943,412	\$1,647,804	\$3,295,608
Department of Mental Health & Addiction Services	THE OPEN DOOR SHELTER INC	22MHA2425POS01	N Social Rehabilitation SFY22	N	\$134,455	\$0	\$0	\$134,455	3/1/2022	6/30/2025	\$456,513	\$187,603	\$268,910
Department of Mental Health & Addiction Services	THE SOUTHEASTERN COUNCIL ON ALCOHOLISM	21MHA6047	Enhanced Medication Assisted Treatment	N	\$0	\$50,000	\$0	\$50,000	9/30/2020	9/29/2022	\$400,000	\$400,000	\$0
Department of Mental Health & Addiction Services	THE SOUTHEASTERN COUNCIL ON ALCOHOLISM	22MHA2053POS01	C Pre-Trial DUI Alcohol Education FFS	N	\$5,665	\$4,464	\$174,086	\$184,215	7/1/2021	6/30/2023	\$545,718	\$294,843	\$250,875
Department of Mental Health & Addiction Services	THE SOUTHEASTERN COUNCIL ON ALCOHOLISM	22MHA2098POS01	MHA18101 / Acute Care & Evaluation / FY22	N	\$2,204,967	\$528,463	\$468,352	\$3,201,782	7/1/2021	6/30/2024	\$8,787,120	\$5,585,338	\$3,201,782
Department of Mental Health & Addiction Services	THE SOUTHEASTERN COUNCIL ON ALCOHOLISM	23MHA6061	SOR - Enhanced Medication Assisted Treatment	N	\$0	\$150,000	\$0	\$150,000	9/30/2022	9/29/2023	\$200,000	\$150,000	\$50,000
Department of Mental Health & Addiction Services	THE ST VINCENT DEPAUL MISSION OF	22MHA2176POS01	N Group Homes/Casa de Rosa/MHA18501	N	\$1,227,761	\$56,906	\$0	\$1,284,667	7/1/2021	6/30/2024	\$3,812,095	\$2,525,516	\$1,286,579
Department of Mental Health & Addiction Services	THE VILLAGE FOR FAMILIES & CHILDREN INC	19MHA6095	Women's Reach	Y	\$71,642	\$276,791	\$0	\$348,432	1/1/2019	6/30/2023	\$1,165,307	\$1,165,307	\$0
Department of Mental Health & Addiction Services	THE VILLAGE FOR FAMILIES & CHILDREN INC	21MHA6044	Enhanced Medication Assisted Treatment	N	\$0	\$75,000	\$0	\$75,000	9/30/2020	9/29/2022	\$400,000	\$400,000	\$0
Department of Mental Health & Addiction Services	THE VILLAGE FOR FAMILIES & CHILDREN INC	22MHA6029	Women's REACH FY22	N	\$0	\$91,000	\$0	\$91,000	9/1/2021	9/30/2025	\$260,000	\$156,000	\$104,000
Department of Mental Health & Addiction Services	THE VILLAGE FOR FAMILIES & CHILDREN INC	23MHA2439	C Latino Outreach, SFY23	Y	\$31,168	\$65,550	\$0	\$96,718	7/1/2022	6/30/2025	\$290,154	\$96,718	\$193,436
Department of Mental Health & Addiction Services	THE VILLAGE FOR FAMILIES & CHILDREN INC	23MHA6058	SOR - Enhanced Medication Assisted Treatment	N	\$0	\$150,000	\$0	\$150,000	9/30/2022	9/29/2023	\$200,000	\$150,000	\$50,000



Agency	Supplier Name	Contract ID #	Contract Description	Competitive ₁	Payments				Terms				
					General Fund	Federal Fund	Other Fund ₂	Total FY 2023 ₃	Contract Begin Date	Contract Expire Date	Cumulative Contract Total Amount ₄	Cumulative Contract Payments ₅	Cumulative Contract Balance Remaining ₆
Department of Mental Health & Addiction Services	TOTAL RENAL CARE OF NEW YORK INC	17MHA6001	Hemodialysis Therapy	N	\$27,342	\$0	\$0	\$27,342	7/1/2016	6/30/2023	\$4,704,959	\$910,512	\$3,794,447
Department of Mental Health & Addiction Services	TOWN OF STAFFORD	22MHA2148POS01	N OP Clinical Services: Addiction Standard	E	\$60,327	\$20,349	\$0	\$80,676	7/1/2021	6/30/2024	\$237,887	\$157,211	\$80,676
Department of Mental Health & Addiction Services	TRIANGLE COMMUNITY CENTER INC	22MHA2182POS01	Young Adult Services	N	\$42,170	\$1,597	\$0	\$43,767	7/1/2021	6/30/2024	\$129,055	\$85,288	\$43,767
Department of Mental Health & Addiction Services	TRICIRCLE	22MHA6021	Opioid Education and Family Support	N	\$0	\$3,000	\$0	\$3,000	9/30/2021	10/14/2022	\$24,000	\$24,000	\$0
Department of Mental Health & Addiction Services	TRICIRCLE	22MHA6022	Opioid Education and Family Support	N	\$0	\$3,000	\$0	\$3,000	9/30/2021	10/14/2022	\$24,000	\$24,000	\$0
Department of Mental Health & Addiction Services	TRICIRCLE	22MHA6023	Opioid Education and Family Support	N	\$0	\$3,000	\$0	\$3,000	9/30/2021	10/14/2022	\$24,000	\$24,000	\$0
Department of Mental Health & Addiction Services	TRICIRCLE	23MHA6053	Education and Family Support (EFS)	N	\$0	\$12,000	\$0	\$12,000	9/30/2022	9/29/2023	\$24,000	\$12,000	\$12,000
Department of Mental Health & Addiction Services	TRICIRCLE	23MHA6054	Education and Family Support (EFS)	N	\$0	\$12,000	\$0	\$12,000	9/30/2022	9/29/2023	\$24,000	\$12,000	\$12,000
Department of Mental Health & Addiction Services	TRICIRCLE	23MHA6055	Education and Family Support (EFS)	N	\$0	\$12,000	\$0	\$12,000	9/30/2022	9/29/2023	\$24,000	\$12,000	\$12,000
Department of Mental Health & Addiction Services	UNIDINE CORPORATION	21MHA6002	Food Services	N	\$4,409	\$0	\$0	\$4,409	7/1/2020	6/30/2022	\$1,691,995	\$1,675,571	\$16,424
Department of Mental Health & Addiction Services	UNIDINE CORPORATION	23MHA6005	FY23 Inpatient Food Service	N	\$779,687	\$0	\$0	\$779,687	7/1/2022	6/30/2025	\$2,783,031	\$779,687	\$2,003,344
Department of Mental Health & Addiction Services	UNITED COMMUNITY & FAMILY SERVICES INC	20MHA2190	MHA19201, Bettor Choice. SFY20	Y	\$142,996	\$10,440	\$188,608	\$342,044	1/1/2020	6/30/2023	\$1,031,007	\$1,031,007	\$0
Department of Mental Health & Addiction Services	UNITED SERVICES INC	21MHA2102POS01	N TBI Community Services #MHA19320	M	\$9,849,090	\$1,660,382	\$0	\$11,509,472	7/1/2020	6/30/2023	\$31,468,267	\$31,468,267	\$0
Department of Mental Health & Addiction Services	UNITED SERVICES INC	21MHA2103POS01	N Homeless Outreach Engagement	N	\$0	\$2,753	\$0	\$2,753	7/1/2020	6/30/2023	\$101,391	\$11,592	\$89,799
Department of Mental Health & Addiction Services	UNITED SERVICES INC	21MHA6045	Enhanced Medication Assisted Treatment	N	\$0	\$100,000	\$0	\$100,000	9/30/2020	9/29/2022	\$400,000	\$400,000	\$0
Department of Mental Health & Addiction Services	UNITED SERVICES INC	22MHA2409POS01	N Case Management / Coach 2.0 / SFY22	N	\$0	\$309,285	\$0	\$309,285	6/25/2021	3/14/2023	\$754,354	\$754,354	\$0
Department of Mental Health & Addiction Services	UNITED SERVICES INC	23MHA6059	SOR - Enhanced Medication Assisted Treatment	N	\$0	\$75,000	\$0	\$75,000	9/30/2022	9/29/2023	\$200,000	\$75,000	\$125,000
Department of Mental Health & Addiction Services	UNITED SERVICES INC	23MHA6070	Mobile Employment Services (MES)	N	\$0	\$63,438	\$0	\$63,438	9/30/2022	9/29/2023	\$101,500	\$63,438	\$38,063
Department of Mental Health & Addiction Services	VIABILITY INC	23MHA2426POS01	C Supported Employment EBP - MHA	M	\$589,558	\$0	\$0	\$589,558	7/1/2022	6/30/2025	\$1,768,674	\$589,558	\$1,179,116
Department of Mental Health & Addiction Services	VIABILITY INC	23MHA2427	MHA 21001/ Employment Services/ SFY23	M	\$386,433	\$0	\$0	\$386,433	7/1/2022	6/30/2025	\$1,159,299	\$386,433	\$772,866
Department of Mental Health & Addiction Services	VINFEN CORPORATION OF CONNECTICUT INC	22MHA2149POS01	N Young Adult Services: Mixed Model	N	\$4,785,416	\$128,608	\$0	\$4,914,024	7/1/2021	6/30/2024	\$14,469,567	\$8,402,820	\$6,066,747
Department of Mental Health & Addiction Services	VINFEN CORPORATION OF CONNECTICUT INC	22MHA2150POS01	N Young Adult Services: Mixed Model	N	\$218,022	\$9,084	\$0	\$227,107	7/1/2021	6/30/2024	\$681,327	\$436,228	\$245,099
Department of Mental Health & Addiction Services	VISTA LIFE INNOVATIONS INC	18MHA6015	18MHA6015	N	\$173,393	\$2,239	\$0	\$175,632	7/1/2017	6/30/2023	\$2,877,807	\$998,367	\$1,879,440
Department of Mental Health & Addiction Services	WALDEN PSYCHIATRIC ASSOCIATES LLC	22MHA6037	Specialized Eating Disorder Consultations	N	\$1,000	\$0	\$0	\$1,000	11/3/2021	11/2/2024	\$150,000	\$5,604	\$144,396
Department of Mental Health & Addiction Services	WELLMORE INC	19MHA1076POS01	MHA14018 PIC-CT SFY19	N	\$0	\$671,945	\$0	\$671,945	9/30/2018	9/30/2024	\$4,582,756	\$3,755,222	\$827,534
Department of Mental Health & Addiction Services	WELLMORE INC	21MHA2178POS01	N Case Management: Addiction	N	\$1,704,502	\$1,048,754	\$85,155	\$2,838,411	7/1/2020	6/30/2023	\$8,144,213	\$8,144,213	\$0
Department of Mental Health & Addiction Services	WESTERN CONNECTICUT COALITION INC	22MHA1032	N Recovery Friendly Workplace (SOR) FY22	N	\$0	\$28,661	\$0	\$28,661	7/1/2021	10/20/2022	\$190,107	\$190,107	\$0
Department of Mental Health & Addiction Services	WHEELER CLINIC INC	21MHA2189	C Better Choice- MHA20003 - FY21	Y	\$153,798	\$7,105	\$181,141	\$342,044	7/1/2020	6/30/2023	\$897,167	\$766,663	\$130,504



Agency	Supplier Name	Contract ID #	Contract Description	Competitive	Payments				Terms				
					General Fund	Federal Fund	Other Fund ₂	Total FY 2023 ₃	Contract Begin Date	Contract Expire Date	Cumulative Contract Total Amount ₄	Cumulative Contract Payments ₅	Cumulative Contract Balance Remaining ₆
Department of Mental Health & Addiction Services	WHEELER CLINIC INC	21MHA6063	Clinic Based Medication Assisted Treatment	N	\$0	\$17,500	\$0	\$17,500	9/30/2020	10/7/2022	\$280,000	\$280,000	\$0
Department of Mental Health & Addiction Services	WHEELER CLINIC INC	22MHA2086POS01	C Pre-Trial DUI Alcohol Education FFS	Y	\$8,247	\$15,217	\$450,209	\$473,673	7/1/2021	6/30/2023	\$1,391,227	\$745,551	\$645,676
Department of Mental Health & Addiction Services	WHEELER CLINIC INC	22MHA2405	N Case Management : MH & Addiction FY22	N	\$0	\$62,410	\$0	\$62,410	6/25/2021	3/14/2023	\$152,219	\$152,219	\$0
Department of Mental Health & Addiction Services	WHEELER CLINIC INC	22MHA6024	Parents Recovering from Opioid Use Disorder	N	\$0	\$84,375	\$0	\$84,375	8/31/2021	10/10/2022	\$337,500	\$337,500	\$0
Department of Mental Health & Addiction Services	WHEELER CLINIC INC	23MHA2151POS01	N OP Clinical Services: Addiction IOP	N	\$719,430	\$467,374	\$0	\$1,186,804	7/1/2022	6/30/2025	\$3,606,590	\$1,186,804	\$2,419,786
Department of Mental Health & Addiction Services	WHEELER CLINIC INC	23MHA2183POS01	N Access Center - MHA20026 - Access Line	N	\$0	\$1,106,332	\$0	\$1,106,332	7/1/2022	6/30/2025	\$2,817,509	\$1,106,332	\$1,711,177
Department of Mental Health & Addiction Services	WHEELER CLINIC INC	23MHA2185	Outpatient Clinical SFY23	N	\$166,783	\$0	\$0	\$166,783	7/1/2022	6/30/2025	\$500,349	\$166,783	\$333,566
Department of Mental Health & Addiction Services	WHEELER CLINIC INC	23MHA6016	Parents Recovering from Opioid Use Disorders	N	\$0	\$253,125	\$0	\$253,125	8/31/2022	8/30/2023	\$337,500	\$253,125	\$84,375
Department of Mental Health & Addiction Services	WHEELER CLINIC INC	23MHA6017	MAT Services	N	\$0	\$248,014	\$0	\$248,014	8/1/2022	9/29/2025	\$818,926	\$248,014	\$570,912
Department of Mental Health & Addiction Services	WHEELER CLINIC INC	23MHA6065	SOR Clinic Based Medication Assisted Treatment	N	\$0	\$105,000	\$0	\$105,000	9/30/2022	9/29/2023	\$140,000	\$105,000	\$35,000
Department of Mental Health & Addiction Services	WILLIAM W BACKUS HOSPITAL	22MHA2104POS01	FY22 Center for Mental Health #MHA01102	N	\$206,725	\$7,829	\$0	\$214,554	7/1/2021	6/30/2024	\$632,650	\$418,096	\$214,554
Department of Mental Health & Addiction Services	WINDHAM REGIONAL COMMUNITY COUNCIL INC	21MHA2106POS01	N New Foundations / #MHA20851 / SFY21	N	\$0	\$53,560	\$0	\$53,560	7/1/2020	6/30/2023	\$160,680	\$160,680	\$0
Department of Mental Health & Addiction Services	WINDHAM REGIONAL COMMUNITY COUNCIL INC	21MHA2107POS01	N Supportive Housing Case Management	N	\$0	\$10,929	\$0	\$10,929	7/1/2020	6/30/2023	\$36,288	\$27,815	\$8,473
Department of Mental Health & Addiction Services	YALE NEW HAVEN HOSPITAL	17MHA6005	Management of Yale Pharmacy FY 18	N	\$150,387	\$0	\$0	\$150,387	7/1/2017	10/20/2022	\$4,567,495	\$4,331,543	\$235,952
Department of Mental Health & Addiction Services	YALE NEW HAVEN HOSPITAL	21MHA2075POS01	N Acute Care Program, MHA20103 - SFY21	N	\$344,141	\$124,324	\$0	\$468,465	7/1/2020	6/30/2023	\$1,340,216	\$1,340,216	\$0
Department of Mental Health & Addiction Services	YALE NEW HAVEN HOSPITAL	22MHA6046	FY23 Pharmacy	N	\$751,936	\$0	\$0	\$751,936	7/1/2022	6/30/2027	\$5,133,486	\$751,936	\$4,381,550
Department of Mental Health & Addiction Services	YALE UNIVERSITY	19MHA6117	PRIME Clinic, CHR-P	N	\$0	\$350,000	\$0	\$350,000	10/1/2018	2/7/2023	\$1,550,000	\$1,550,000	\$0
Department of Mental Health & Addiction Services	YALE UNIVERSITY	20MHA6085	Yale Primary FY21	N	\$124,775	\$0	\$0	\$124,775	7/1/2020	6/30/2024	\$493,243	\$353,989	\$139,254
Department of Mental Health & Addiction Services	YALE UNIVERSITY	21MHA2074POS01	N South Central Crisis Program	N	\$576,529	\$21,833	\$132,000	\$730,362	7/1/2020	6/30/2023	\$2,143,522	\$2,143,522	\$0
Department of Mental Health & Addiction Services	YALE UNIVERSITY	21MHA6064	Latino Citizenship Model Program SOR YR3	N	\$0	\$200,000	\$0	\$200,000	4/1/2021	9/29/2022	\$400,000	\$400,000	\$0
Department of Mental Health & Addiction Services	YALE UNIVERSITY	21MHA6065	Imani Citizenship Model Program SOR YR3	N	\$0	\$200,000	\$0	\$200,000	4/1/2021	9/29/2022	\$400,000	\$400,000	\$0
Department of Mental Health & Addiction Services	YALE UNIVERSITY	23MHA6004	FY23 - 14000	N	\$20,988,982	\$604,163	\$0	\$21,593,145	7/1/2022	6/30/2025	\$66,240,732	\$21,593,145	\$44,647,587
Department of Mental Health & Addiction Services	YALE UNIVERSITY	23MHA6078	SOR Latino Citizenship Model	N	\$0	\$150,000	\$0	\$150,000	9/30/2022	9/29/2023	\$199,719	\$150,000	\$49,719
Department of Mental Health & Addiction Services	YOUTH CHALLENGE OF CONNECTICUT INC	21MHA2009POS01	N Intermediate & Long Term Treatment	N	\$394,715	\$31,351	\$0	\$426,066	7/1/2020	6/30/2023	\$518,634	\$518,634	\$0
Department of Mental Health & Addiction Services	YOUTH CONTINUUM INC	21MHA2076POS01	N Young Adult Access Center MHA20326	N	\$15,343	\$8,390	\$206,219	\$229,952	7/1/2020	6/30/2023	\$657,862	\$657,862	\$0
Department of Mental Health & Addiction Services	YWCA HARTFORD REGION INC	23MHA2152POS01	N Homeless Outreach & Engagement - ES	N	\$60,434	\$2,289	\$0	\$62,723	7/1/2022	6/30/2025	\$188,169	\$62,723	\$125,446
Total	369				\$317,269,983	\$56,401,971	\$10,722,929	\$384,394,883			\$1,163,971,327	\$807,925,835	\$356,045,492
Department of Public Health	ADVANCING CONNECTICUT TOGETHER INC	DPH2019-0154	HIV Prevention Services, FP1	Y	\$0	\$81,071	\$206,716	\$287,787	1/1/2019	12/31/2023	\$2,173,426	\$1,620,836	\$552,590



Agency	Supplier Name	Contract ID #	Contract Description	Competitive ₁	Payments				Terms				
					General Fund	Federal Fund	Other Fund ₂	Total FY 2023 ₃	Contract Begin Date	Contract Expire Date	Cumulative Contract Total Amount ₄	Cumulative Contract Payments ₅	Cumulative Contract Balance Remaining ₆
Department of Public Health	ADVANCING CONNECTICUT TOGETHER INC	DPH2020-0099	HIV Prevention Services, FP1	Y	\$0	\$0	\$9,767	\$9,767	11/8/2019	3/31/2022	\$50,000	\$24,230	\$25,770
Department of Public Health	ADVANCING CONNECTICUT TOGETHER INC	DPH2022-0076POS01	HIV/AIDS HealthCare Support, FP1	Y	\$0	\$0	\$230,222	\$230,222	4/1/2022	3/31/2025	\$855,570	\$230,222	\$625,348
Department of Public Health	ALLIANCE FOR LIVING INC	DPH2019-0127	HIV Prevention Services, FP1	Y	\$0	\$28,459	\$36,287	\$64,746	1/1/2019	12/31/2023	\$301,617	\$227,791	\$73,826
Department of Public Health	ALLIANCE FOR LIVING INC	DPH2020-0097PSA	HIV Prevention Services, FP1	Y	\$0	\$0	\$5,556	\$5,556	11/8/2019	3/31/2022	\$50,000	\$50,000	\$0
Department of Public Health	ALLIANCE FOR LIVING INC	DPH2022-0082	HIV/AIDS HealthCare Support, FP1	Y	\$0	\$0	\$699,194	\$699,194	4/1/2022	3/31/2025	\$3,455,109	\$699,194	\$2,755,915
Department of Public Health	ALLIANCE FOR LIVING INC	DPH2023-0095POS	Injury Prevention Svcs, FP1	Y	\$0	\$48,055	\$0	\$48,055	4/1/2022	8/31/2023	\$48,055	\$48,055	\$0
Department of Public Health	AMERICAN SCHOOL FOR THE DEAF	DPH2022-0063POS	Early Hearing Detect/Interven, FP1	Y	\$0	\$52,195	\$0	\$52,195	4/1/2022	3/31/2027	\$295,000	\$71,861	\$223,139
Department of Public Health	ANCHOR HEALTH INITIATIVE CORPORATION	DPH2019-0147	HIV Prevention Services, FP1	Y	\$0	\$55,033	\$74,750	\$129,783	1/1/2019	12/31/2023	\$707,091	\$569,751	\$137,340
Department of Public Health	APEX COMMUNITY CARE INC	DPH2019-0128	HIV Prevention Services, FP1	Y	\$0	\$91,363	\$233,276	\$324,639	1/1/2019	12/31/2023	\$1,474,527	\$1,326,187	\$148,340
Department of Public Health	APEX COMMUNITY CARE INC	DPH2022-0077	HIV/AIDS HealthCare Support, FP1	Y	\$0	\$0	\$739,665	\$739,665	4/1/2022	3/31/2025	\$2,345,184	\$739,665	\$1,605,519
Department of Public Health	APEX COMMUNITY CARE INC	DPH2022-0078	HIV/AIDS HealthCare Support, FP1	Y	\$0	\$0	\$213,937	\$213,937	4/1/2022	3/31/2025	\$641,811	\$213,937	\$427,874
Department of Public Health	APNH: A PLACE TO NOURISH YOUR HEALTH INC	DPH2019-0126	HIV Prevention Services, FP1	Y	\$0	\$122,181	\$233,979	\$356,160	1/1/2019	12/31/2023	\$1,536,370	\$1,384,120	\$152,250
Department of Public Health	APNH: A PLACE TO NOURISH YOUR HEALTH INC	DPH2020-0100	HIV Prevention Services, FP1	Y	\$0	\$121,509	\$0	\$121,509	11/1/2019	12/31/2022	\$1,105,253	\$1,047,516	\$57,737
Department of Public Health	ASPETUCK HEALTH DISTRICT	DPH2020-0064POS01	Preventive Health Services, FP1	E	\$0	\$4,630	\$0	\$4,630	10/1/2019	9/30/2023	\$43,147	\$28,414	\$14,733
Department of Public Health	ASPETUCK HEALTH DISTRICT	DPH2022-0148POS01	Preventive Health Services, FP1	E	\$0	\$97,726	\$0	\$97,726	3/1/2022	2/29/2024	\$177,452	\$97,726	\$79,726
Department of Public Health	BIRTH SUPPORT EDUCATION AND BEYOND LLC	DPH2020-0094POS01	Case Mgmt for Pregnant Women, FP 1	N	\$0	\$79,840	\$72,680	\$152,520	11/15/2019	6/30/2024	\$569,080	\$416,560	\$152,520
Department of Public Health	BRISTOL HOSPITAL INC	17DPH006200	WIC Program, FP 1	N	\$0	\$371,780	\$0	\$371,780	10/1/2017	9/30/2022	\$4,450,275	\$4,426,475	\$23,800
Department of Public Health	BRISTOL HOSPITAL INC	DPH2023-0042POS01	WIC Program, FP1	N	\$0	\$821,964	\$0	\$821,964	10/1/2022	9/30/2027	\$5,804,239	\$821,964	\$4,982,275
Department of Public Health	BRISTOL-BURLINGTON HEALTH DISTRICT	DPH2020-0036POS01	Preventive Health Services, FP1	E	\$0	\$19,463	\$0	\$19,463	10/1/2019	9/30/2023	\$78,262	\$68,323	\$9,939
Department of Public Health	CAPITOL REGION EDUCATION COUNCIL	2023-0001POS01	School Based Health Centers, FP1	N	\$69,310	\$0	\$0	\$69,310	7/1/2022	6/30/2027	\$346,550	\$69,310	\$277,240
Department of Public Health	CATHOLIC CHARITIES INC	DPH2019-0197POS01	Family Wellness HS, FP1	N	\$0	\$53,367	\$0	\$53,367	5/30/2019	3/31/2024	\$290,000	\$240,000	\$50,000
Department of Public Health	CENTRAL CONNECTICUT HEALTH DISTRICT	2022-0141POS01	Preventive Health Services, FP1	E	\$0	\$113,514	\$0	\$113,514	3/1/2022	2/29/2024	\$395,908	\$113,514	\$282,395
Department of Public Health	CENTRAL CONNECTICUT HEALTH DISTRICT	DPH2020-0057POS01	Preventive Health Services, FP1	E	\$0	\$25,586	\$0	\$25,586	10/1/2019	9/30/2023	\$99,156	\$99,156	\$0
Department of Public Health	CHARTER OAK HEALTH CENTER INC	DPH2019-0192POS01	Family Wellness HS, FP1	N	\$0	\$100,000	\$0	\$100,000	5/30/2019	3/31/2024	\$375,000	\$325,000	\$50,000
Department of Public Health	CHATHAM HEALTH DISTRICT	DPH2020-0061POS01	Preventive Health Services, FP1	E	\$0	\$7,839	\$0	\$7,839	10/1/2019	9/30/2023	\$64,542	\$48,025	\$16,517
Department of Public Health	CHESPROCOTT HEALTH DIST	2022-0138POS01	Preventive Health Services, FP1	E	\$0	\$82,694	\$0	\$82,694	3/1/2022	2/29/2024	\$199,751	\$82,694	\$117,057
Department of Public Health	CHESPROCOTT HEALTH DIST	DPH2020-0065POS01	Preventive Health Services, FP1	E	\$0	\$13,809	\$0	\$13,809	10/1/2019	9/30/2023	\$54,980	\$47,795	\$7,185
Department of Public Health	CHILD AND FAMILY AGENCY OF SOUTHEASTERN	2023-0020POS01	School Based Health Centers, FP1	N	\$2,339,991	\$20,000	\$0	\$2,359,991	7/1/2022	6/30/2027	\$11,396,075	\$2,359,991	\$9,036,084



Agency	Supplier Name	Contract ID #	Contract Description	Competitive	Payments				Terms				
					General Fund	Federal Fund	Other Fund ₂	Total FY 2023 ₃	Contract Begin Date	Contract Expire Date	Cumulative Contract Total Amount ₄	Cumulative Contract Payments ₅	Cumulative Contract Balance Remaining ₆
Department of Public Health	CITY OF BRIDGEPORT	17DPH000900	STD/TB Prev & Treat, FP1	E	\$0	\$0	\$64,201	\$64,201	7/1/2017	6/30/2023	\$505,106	\$419,505	\$85,601
Department of Public Health	CITY OF BRIDGEPORT	DPH2020-0068POS01	Preventive Health Services, FP1	E	\$0	\$53,007	\$0	\$53,007	10/1/2019	9/30/2023	\$208,082	\$179,914	\$28,168
Department of Public Health	CITY OF BRIDGEPORT	DPH2022-0127POS	Preventive Health Services FP1	E	\$0	\$51,296	\$0	\$51,296	1/1/2022	9/30/2024	\$150,000	\$51,296	\$98,704
Department of Public Health	CITY OF BRIDGEPORT	DPH2023-0064POS	STD/TB Prev & Treat, FP1	E	\$0	\$0	\$21,401	\$21,401	10/1/2022	6/30/2023	\$64,201	\$21,401	\$42,800
Department of Public Health	CITY OF DANBURY	DPH2023-0058POS01	TB Prev & Treatment Srvcs, FP1	E	\$0	\$0	\$12,500	\$12,500	10/1/2022	6/30/2023	\$18,750	\$12,500	\$6,250
Department of Public Health	CITY OF HARTFORD	18DPH006100	WIC Program, FP 1	E	\$0	\$401,333	\$0	\$401,333	1/1/2018	9/30/2022	\$6,511,965	\$5,837,265	\$674,700
Department of Public Health	CITY OF HARTFORD	2023-0007POS01	School Based Health Centers, FP1	E	\$936,118	\$125,000	\$0	\$1,061,118	7/1/2022	6/30/2027	\$5,294,286	\$1,061,118	\$4,233,168
Department of Public Health	CITY OF HARTFORD	DPH2019-0196POS01	Family Wellness HS, FP1	E	\$0	\$100,000	\$0	\$100,000	5/30/2019	3/31/2024	\$375,000	\$325,000	\$50,000
Department of Public Health	CITY OF HARTFORD	DPH2020-0052POS01	Preventive Health Services, FP1	E	\$0	\$24,353	\$0	\$24,353	10/1/2019	9/30/2023	\$220,342	\$138,251	\$82,091
Department of Public Health	CITY OF HARTFORD	DPH2021-0039POS	Injury Prevention Srvcs, FP1	E	\$0	\$84,151	\$0	\$84,151	10/1/2020	8/31/2023	\$780,000	\$433,042	\$346,958
Department of Public Health	CITY OF HARTFORD	DPH2021-0069POS01	Oral Health Program, FP1	E	\$0	\$50,000	\$0	\$50,000	12/1/2020	8/31/2024	\$226,000	\$125,979	\$100,021
Department of Public Health	CITY OF HARTFORD	DPH2022-0079	HIV/AIDS HealthCare Support, FP1	E	\$0	\$0	\$1,379,608	\$1,379,608	4/1/2022	3/31/2025	\$5,222,943	\$1,379,608	\$3,843,335
Department of Public Health	CITY OF HARTFORD	DPH2023-0043POS01	WIC Program, FP1	E	\$0	\$915,343	\$0	\$915,343	10/1/2022	9/30/2027	\$6,945,415	\$915,343	\$6,030,072
Department of Public Health	CITY OF HARTFORD	DPH2023-0060POS	STD/TB Prev & Treat, FP1	E	\$0	\$0	\$50,072	\$50,072	10/1/2022	6/30/2023	\$75,108	\$50,072	\$25,036
Department of Public Health	CITY OF HARTFORD	DPH2023-0071	Injury Prevention Srvcs, FP1	E	\$0	\$112,742	\$0	\$112,742	10/1/2022	8/31/2023	\$260,000	\$112,742	\$147,258
Department of Public Health	CITY OF MILFORD	DPH2020-0037POS01	Preventive Health Services, FP1	E	\$0	\$13,508	\$0	\$13,508	10/1/2019	9/30/2023	\$56,135	\$48,160	\$7,975
Department of Public Health	CITY OF MILFORD	DPH2021-0216POS	Injury Prevention Srvcs, FP1	E	\$0	\$168,617	\$0	\$168,617	11/1/2020	8/31/2023	\$443,000	\$286,381	\$156,619
Department of Public Health	CITY OF NEW HAVEN	2023-0009POS01	School Based Health Centers, FP1	E	\$1,207,094	\$137,500	\$0	\$1,344,594	7/1/2022	6/30/2027	\$6,722,970	\$1,344,594	\$5,378,376
Department of Public Health	CITY OF NEW HAVEN	DPH2020-0048POS01	Preventive Health Services, FP1	E	\$0	\$57,992	\$0	\$57,992	10/1/2019	9/30/2023	\$208,341	\$180,532	\$27,809
Department of Public Health	CITY OF NEW HAVEN	DPH2021-0004POS	Immunization Program FP 1	E	\$0	\$544,687	\$0	\$544,687	7/1/2020	6/30/2024	\$1,429,080	\$879,024	\$550,056
Department of Public Health	CITY OF NEW HAVEN	DPH2021-0072POS	Oral Health Program, FP1	E	\$0	\$51,443	\$0	\$51,443	12/1/2020	8/31/2024	\$176,000	\$93,296	\$82,704
Department of Public Health	CITY OF NEW HAVEN	DPH2022-0160POS01	Preventive Health Services, FP1	E	\$0	\$195,710	\$0	\$195,710	5/1/2023	5/31/2024	\$1,272,116	\$195,710	\$1,076,406
Department of Public Health	CITY OF STAMFORD	2022-0134POS01	Preventive Health Services, FP1	E	\$0	\$275,324	\$0	\$275,324	3/1/2022	2/29/2024	\$715,448	\$275,324	\$440,124
Department of Public Health	CITY OF STAMFORD	DPH2023-0065POS	STD/TB Prev & Treat, FP	E	\$0	\$0	\$52,714	\$52,714	10/1/2022	6/30/2023	\$79,071	\$52,714	\$26,357
Department of Public Health	COMMUNITY HEALTH CENTER INC	2023-0019POS01	School Based Health Centers, FP1	N	\$1,297,397	\$0	\$0	\$1,297,397	7/1/2022	6/30/2027	\$6,486,985	\$1,297,397	\$5,189,588
Department of Public Health	COMMUNITY HEALTH CENTER INC	DPH2019-0129	HIV Prevention Services, FP1	Y	\$0	\$46,004	\$128,180	\$174,184	1/1/2019	12/31/2023	\$613,528	\$549,658	\$63,870
Department of Public Health	COMMUNITY HEALTH CENTER INC	DPH2019-0199POS01	Family Wellness HS, FP1	N	\$0	\$225,000	\$0	\$225,000	5/30/2019	3/31/2024	\$1,125,000	\$900,000	\$225,000
Department of Public Health	COMMUNITY HEALTH CENTER INC	DPH2021-0022	Oral Health Program, FP1	N	\$0	\$103,551	\$0	\$103,551	8/1/2020	8/31/2024	\$979,925	\$798,217	\$181,708



Agency	Supplier Name	Contract ID #	Contract Description	Competitive ₁	Payments				Terms				
					General Fund	Federal Fund	Other Fund ₂	Total FY 2023 ₃	Contract Begin Date	Contract Expire Date	Cumulative Contract Total Amount ₄	Cumulative Contract Payments ₅	Cumulative Contract Balance Remaining ₆
Department of Public Health	COMMUNITY HEALTH SERVICES INC	DPH2019-0198POS01	Family Wellness HS, FP1	N	\$0	\$75,000	\$0	\$75,000	5/30/2019	3/31/2024	\$375,000	\$300,000	\$75,000
Department of Public Health	CONNECTICUT ALLIANCE TO END SEXUAL	17DPH02000	Rape Crisis & Prev Svcs, FP 1.	N	\$0	\$1,975	\$21,745	\$23,720	7/1/2017	6/30/2022	\$6,069,335	\$5,884,398	\$184,937
Department of Public Health	CONNECTICUT ALLIANCE TO END SEXUAL	DPH2023-0036POS	Rape Crisis & Prev Svcs, FP1	N	\$500,893	\$501,518	\$32,109	\$1,034,519	7/1/2022	6/30/2027	\$6,361,035	\$1,034,519	\$5,326,516
Department of Public Health	CONNECTICUT CHILDRENS MEDICAL CENTER	19DPH0013POS01	Newborn Screening, FP 1	N	\$0	\$0	\$49,936	\$49,936	7/1/2018	9/30/2022	\$2,629,471	\$2,521,118	\$108,353
Department of Public Health	CONNECTICUT CHILDRENS MEDICAL CENTER	DPH2019-0139POS01	HIV Prevention Services, FP1	Y	\$0	\$25,464	\$118,579	\$144,043	1/1/2019	12/31/2023	\$611,897	\$544,934	\$66,963
Department of Public Health	CONNECTICUT CHILDRENS MEDICAL CENTER	DPH2022-0016	Lead Poisoning Prev & Contrl, FP 1	N	\$0	\$0	\$135,126	\$135,126	12/1/2022	6/30/2027	\$270,252	\$135,126	\$135,126
Department of Public Health	CONNECTICUT CHILDRENS MEDICAL CENTER	DPH2023-0066POS	Newborn Screening Program, FP1	N	\$0	\$0	\$507,060	\$507,060	10/1/2022	6/30/2025	\$1,820,772	\$507,060	\$1,313,712
Department of Public Health	CONNECTICUT HARM REDUCTION ALLIANCE INC	DPH2019-0148	HIV Prevention Services, FP1	Y	\$0	\$33,095	\$108,669	\$141,763	1/1/2019	12/31/2023	\$717,186	\$618,131	\$99,055
Department of Public Health	CONNECTICUT INSTITUTE FOR COMMUNITIES	18DPH005700	WIC Program, FP 1	N	\$0	\$127,486	\$0	\$127,486	1/1/2018	9/30/2022	\$1,708,839	\$1,663,301	\$45,538
Department of Public Health	CONNECTICUT INSTITUTE FOR COMMUNITIES	2023-0003POS01	School Based Health Center, FP1	N	\$656,382	\$0	\$0	\$656,382	7/1/2022	6/30/2027	\$3,180,930	\$656,382	\$2,524,548
Department of Public Health	CONNECTICUT INSTITUTE FOR COMMUNITIES	DPH2023-0047POS01	WIC Program, FP1	N	\$0	\$270,044	\$0	\$270,044	10/1/2022	9/30/2027	\$1,860,390	\$270,044	\$1,590,346
Department of Public Health	CONNECTICUT RIVER AREA HEALTH DISTRICT	22DPH71374POS01	EPI COVID 19	E	\$0	\$149,423	\$0	\$149,423	3/1/2022	2/29/2024	\$199,231	\$149,423	\$49,808
Department of Public Health	CONSUMER WELLNESS SOLUTIONS INC	DPH2019-0225POS	Tobacco Cessation Svcs	Y	\$0	\$0	\$224,219	\$224,219	7/1/2019	12/31/2024	\$1,304,850	\$896,115	\$408,735
Department of Public Health	CORNELL SCOTT-HILL HEALTH CORPORATION	DPH2019-0130	HIV Prevention Services, FP1	Y	\$0	\$19,992	\$153,249	\$173,241	1/1/2019	12/31/2023	\$865,706	\$714,063	\$151,644
Department of Public Health	CORNELL SCOTT-HILL HEALTH CORPORATION	DPH2022-0051	Office of the Commissioner - ARPA Program	N	\$0	\$104,384	\$0	\$104,384	11/1/2021	2/28/2022	\$250,000	\$204,384	\$45,616
Department of Public Health	DAY KIMBALL HOSPITAL	DPH2019-0119POS01	Cancer Integratd Hlth Screening, FP 1	N	\$0	\$62,503	\$107,144	\$169,647	1/1/2019	6/30/2023	\$760,110	\$755,989	\$4,121
Department of Public Health	EAST SHORE DISTRICT HEALTH DEPT	DPH2020-0029POS01	Preventive Health Services, FP1	E	\$0	\$18,823	\$0	\$18,823	10/1/2019	9/30/2023	\$73,916	\$64,161	\$9,755
Department of Public Health	EAST SHORE DISTRICT HEALTH DEPT	DPH2022-0150POS01	Preventive Health Services, FP1	E	\$0	\$185,366	\$0	\$185,366	3/1/2022	2/29/2024	\$330,624	\$185,366	\$145,257
Department of Public Health	EASTERN HIGHLANDS HEALTH DIST	2022-0113POS	EPI-COVID 19	E	\$0	\$112,838	\$0	\$112,838	3/1/2022	2/29/2024	\$378,851	\$112,838	\$266,013
Department of Public Health	EASTERN HIGHLANDS HEALTH DIST	DPH2020-0054POS01	Preventive Health Services, FP1	E	\$0	\$10,966	\$0	\$10,966	10/1/2019	9/30/2023	\$91,159	\$67,208	\$23,951
Department of Public Health	FAIR HAVEN COMMUNITY HEALTH CLINIC INC	2023-0005POS01	School Based Health Centers, FP1	N	\$55,532	\$0	\$0	\$55,532	7/1/2022	7/1/2027	\$277,660	\$55,532	\$222,128
Department of Public Health	FAIR HAVEN COMMUNITY HEALTH CLINIC INC	DPH2020-0078PSA03	Diabetes and Heart Disease Stroke Prevention	N	\$0	\$187,467	\$0	\$187,467	6/30/2020	6/29/2023	\$300,000	\$296,691	\$3,309
Department of Public Health	FAMILY CENTERS INC	2023-0014POS01	School Based Health Centers, FP1	N	\$796,778	\$0	\$0	\$796,778	7/1/2022	7/1/2027	\$3,983,890	\$796,778	\$3,187,112
Department of Public Health	FAMILY CENTERS INC	DPH2019-0131	HIV Prevention Services, FP1	Y	\$0	\$53,472	\$108,484	\$161,956	1/1/2019	12/31/2023	\$691,157	\$625,134	\$66,023
Department of Public Health	FARMINGTON VALLEY HEALTH DISTRICT	2022-0121POS01	EPI COVID 19	E	\$0	\$357,802	\$0	\$357,802	3/1/2022	2/29/2024	\$438,476	\$357,802	\$80,675
Department of Public Health	FARMINGTON VALLEY HEALTH DISTRICT	DPH2020-0070POS01	Preventive Health Services, FP1	E	\$0	\$27,685	\$0	\$27,685	10/1/2019	9/30/2023	\$110,130	\$87,372	\$22,758
Department of Public Health	GBAPP INC	DPH2019-0132	HIV Prevention Services, FP1	Y	\$0	\$110,372	\$264,679	\$375,051	1/1/2019	12/31/2023	\$1,666,113	\$1,495,376	\$170,737
Department of Public Health	GBAPP INC	DPH2020-0098	HIV Prevention Services, FP1	Y	\$0	\$0	\$5,556	\$5,556	11/8/2019	3/31/2022	\$50,000	\$50,000	\$0



Agency	Supplier Name	Contract ID #	Contract Description	Competitive ₁	Payments				Terms				
					General Fund	Federal Fund	Other Fund ₂	Total FY 2023 ₃	Contract Begin Date	Contract Expire Date	Cumulative Contract Total Amount ₄	Cumulative Contract Payments ₅	Cumulative Contract Balance Remaining ₆
Department of Public Health	GENERATIONS FAMILY HEALTH CENTER INC	2023-0011POS01	School Based Health Centers, FP1	N	\$115,423	\$0	\$0	\$115,423	7/1/2022	6/30/2027	\$554,920	\$115,423	\$439,497
Department of Public Health	HARTFORD COMMUNITIES THAT CARE INC	DPH2023-0098POS01	Injury Prevention Svcs, FP1	N	\$49,011	\$0	\$0	\$49,011	4/1/2023	6/30/2026	\$498,387	\$49,011	\$449,376
Department of Public Health	HARTFORD GAY AND LESBIAN HEALTH	DPH2019-0133	HIV Prevention Services, FP1	Y	\$0	\$54,617	\$203,406	\$258,023	1/1/2019	12/31/2023	\$1,335,913	\$1,188,892	\$147,021
Department of Public Health	HARTFORD GAY AND LESBIAN HEALTH	DPH2022-0089POS	Public Health Systems Improvement, FP 1	E	\$3,664	\$0	\$0	\$3,664	2/1/2022	6/30/2022	\$14,658	\$14,658	\$0
Department of Public Health	HARTFORD HEALTHCARE CORPORATION	DPH2019-0118POS01	Cancer Integratd Hlth Screening, FP 1	N	\$0	\$388,086	\$354,168	\$742,254	1/1/2019	6/30/2023	\$3,785,433	\$3,546,178	\$239,255
Department of Public Health	HARTFORD HEALTHCARE CORPORATION	DPH2022-0038	Comprehensive Cancer Control Program, FP 1	N	\$0	\$40,000	\$0	\$40,000	6/1/2023	6/29/2025	\$120,000	\$40,000	\$80,000
Department of Public Health	HISPANIC HEALTH COUNCIL INC	DPH2019-0194POS01	Family Wellness HS, FP1	N	\$0	\$75,000	\$0	\$75,000	5/30/2019	3/31/2024	\$375,000	\$300,000	\$75,000
Department of Public Health	HISPANIC HEALTH COUNCIL INC	DPH2021-0010POS	Immunization Program, FP 1	N	\$0	\$672,393	\$0	\$672,393	7/1/2020	6/30/2024	\$2,325,216	\$1,562,704	\$762,512
Department of Public Health	HOME CARE PLUS INC	DPH2020-0116PSA03	Diabetes and Heart Disease	N	\$0	\$120,974	\$0	\$120,974	6/30/2020	6/29/2023	\$241,121	\$120,974	\$120,147
Department of Public Health	HOSPITAL OF CENTRAL CONNECTICUT	DPH2020-0093POS01	Family Planning Services, FP 1	N	\$0	\$111,491	\$108,637	\$220,128	11/15/2019	9/30/2024	\$1,141,452	\$646,001	\$495,451
Department of Public Health	HOUSATONIC VALLEY HEALTH DISTRICT	2022-0125POS01	EPI COVID 19	E	\$0	\$302,373	\$0	\$302,373	3/1/2022	2/29/2024	\$302,373	\$302,373	\$0
Department of Public Health	HOUSATONIC VALLEY HEALTH DISTRICT	DPH2020-0041POS01	Preventive Health Services, FP1	E	\$0	\$10,958	\$0	\$10,958	10/1/2019	9/30/2023	\$43,817	\$38,138	\$5,679
Department of Public Health	HUMAN SERVICES COUNCIL INC	17DPH007100	School Based Health Centers,FP1	N	\$76,783	\$0	\$0	\$76,783	7/1/2017	6/30/2022	\$1,364,836	\$1,364,836	\$0
Department of Public Health	HUMAN SERVICES COUNCIL INC	2023-0008POS01	SBHC FP#1	N	\$264,769	\$0	\$0	\$264,769	7/1/2022	7/1/2027	\$1,323,845	\$264,769	\$1,059,076
Department of Public Health	INTERCOMMUNITY INC	DPH2019-0146	HIV Prevention Services, FP1	Y	\$0	\$11,513	\$82,007	\$93,520	1/1/2019	12/31/2023	\$506,000	\$437,699	\$68,301
Department of Public Health	INTERCOMMUNITY INC	DPH2023-0101POS01	School Based Health Centers, FP1	N	\$0	\$50,000	\$0	\$50,000	4/1/2023	12/31/2024	\$604,000	\$50,000	\$554,000
Department of Public Health	LEDGE LIGHT HEALTH DIST	DPH2020-0058POS01	Preventive Health Services, FP1	E	\$0	\$43,357	\$0	\$43,357	10/1/2019	9/30/2023	\$175,093	\$153,188	\$21,905
Department of Public Health	LEDGE LIGHT HEALTH DIST	DPH2021-0007POS	Immunization Program FP 1	E	\$0	\$308,692	\$0	\$308,692	7/1/2020	6/30/2024	\$1,088,207	\$716,020	\$372,187
Department of Public Health	LEDGE LIGHT HEALTH DIST	DPH2021-0038POS	Injury Prevention Svcs, FP1	Y	\$0	\$249,935	\$0	\$249,935	10/1/2020	8/31/2023	\$600,000	\$462,363	\$137,637
Department of Public Health	LEDGE LIGHT HEALTH DIST	DPH2022-0156POS01	Preventive Health Services, FP1	E	\$0	\$299,182	\$0	\$299,182	3/1/2022	2/29/2024	\$862,664	\$299,182	\$563,482
Department of Public Health	MAGELLAN RX MANAGEMENT LLC	DPH2019-0004POS01	CADAP, FP1	N	\$0	\$19,181,849	\$17,381,808	\$36,563,656	7/1/2018	6/30/2024	\$187,235,184	\$140,674,018	\$46,561,166
Department of Public Health	MERIDEN TOWN TREASURER	17DPH006000	WIC Program, FP 1	E	\$0	\$294,721	\$0	\$294,721	10/1/2017	9/30/2022	\$4,328,118	\$4,237,764	\$90,354
Department of Public Health	MERIDEN TOWN TREASURER	2022-0129POS01	EPI COVID 19	E	\$0	\$104,071	\$0	\$104,071	3/1/2022	2/29/2024	\$365,935	\$104,071	\$261,864
Department of Public Health	MERIDEN TOWN TREASURER	2023-0089	Preventive Health FP1	E	\$0	\$11,050	\$0	\$11,050	5/1/2023	9/30/2023	\$22,100	\$11,050	\$11,050
Department of Public Health	MERIDEN TOWN TREASURER	DPH2020-0069POS01	Preventive Health Services, FP1	E	\$0	\$8,431	\$0	\$8,431	10/1/2019	9/30/2023	\$73,710	\$51,610	\$22,100
Department of Public Health	MERIDEN TOWN TREASURER	DPH2023-0044POS01	WIC Program, FP1	E	\$0	\$647,988	\$0	\$647,988	10/1/2022	9/30/2027	\$4,605,916	\$647,988	\$3,957,928
Department of Public Health	NAUGATUCK VALLEY HEALTH DISTRICT	DPH2020-0030POS01	Preventive Health Services, FP1	E	\$0	\$34,930	\$0	\$34,930	10/1/2019	9/30/2023	\$138,571	\$120,818	\$17,753
Department of Public Health	NAUGATUCK VALLEY HEALTH DISTRICT	DPH2021-0008POS	Immunization Program FP 1	E	\$0	\$258,262	\$0	\$258,262	7/1/2020	6/30/2024	\$661,942	\$429,490	\$232,452



Agency	Supplier Name	Contract ID #	Contract Description	Competitive	Payments				Terms				
					General Fund	Federal Fund	Other Fund ₂	Total FY 2023 ₃	Contract Begin Date	Contract Expire Date	Cumulative Contract Total Amount ₄	Cumulative Contract Payments ₅	Cumulative Contract Balance Remaining ₆
Department of Public Health	NEW BRITAIN CITY TREASURER	2022-0130POS01	EPI COVID 19	E	\$0	\$161,655	\$0	\$161,655	3/1/2022	2/29/2024	\$646,620	\$161,655	\$484,965
Department of Public Health	NEW BRITAIN CITY TREASURER	DPH2021-0003POS	Immunization Program FP 1	E	\$0	\$319,811	\$0	\$319,811	7/1/2020	6/30/2024	\$791,614	\$536,552	\$255,062
Department of Public Health	NEW BRITAIN CITY TREASURER	DPH2021-0034POS	Injury Prevention Svcs, FP1	E	\$0	\$315,419	\$0	\$315,419	10/1/2020	8/31/2023	\$780,000	\$705,570	\$74,430
Department of Public Health	NEW BRITAIN CITY TREASURER	DPH2023-0059POS	STD Prev & Treatment Svcs, FP1	E	\$0	\$0	\$8,812	\$8,812	10/1/2022	6/29/2023	\$13,218	\$8,812	\$4,406
Department of Public Health	NEW CANAAN TOWN TREASURER	2022-0122POS	EPI COVID 19	E	\$0	\$62,324	\$0	\$62,324	3/1/2022	2/29/2024	\$74,345	\$62,324	\$12,021
Department of Public Health	NEWTOWN HEALTH DISTRICT	DPH2020-0047POS01	Preventive Health Services, FP1	E	\$0	\$7,963	\$0	\$7,963	10/1/2019	9/30/2023	\$31,766	\$27,643	\$4,123
Department of Public Health	NORTH CENTRAL DISTRICT HEALTH DEPARTMENT	2022-0132POS01	EPI COVID 19, FP1	E	\$0	\$397,616	\$0	\$397,616	3/1/2022	2/29/2024	\$892,835	\$397,616	\$495,219
Department of Public Health	NORTH CENTRAL DISTRICT HEALTH DEPARTMENT	DPH2020-0055POS01	Preventive Health Services, FP1	E	\$0	\$45,884	\$0	\$45,884	10/1/2019	9/30/2023	\$186,550	\$163,566	\$22,984
Department of Public Health	NORTHEAST DISTRICT DEPT OF HEALTH	2022-0115POS	EPI COVID 19	E	\$0	\$418,312	\$0	\$418,312	3/1/2022	2/29/2024	\$431,550	\$418,312	\$13,238
Department of Public Health	NORTHEAST DISTRICT DEPT OF HEALTH	DPH2020-0044POS01	Preventive Health Services, FP1	E	\$0	\$24,286	\$0	\$24,286	10/1/2019	9/30/2023	\$93,386	\$93,386	\$0
Department of Public Health	NORWALK TOWN TREASURER	17DPH0015OO	STD Prev & Treatment Svcs, FP1	E	\$0	\$0	\$37,919	\$37,919	7/1/2017	6/30/2023	\$547,251	\$535,834	\$11,417
Department of Public Health	NORWALK TOWN TREASURER	DPH2020-0060POS01	Preventive Health Services, FP1	E	\$0	\$24,236	\$0	\$24,236	10/1/2019	9/30/2023	\$96,573	\$83,450	\$13,123
Department of Public Health	NORWALK TOWN TREASURER	DPH2021-0005POS	Immunization Program FP 1	E	\$0	\$476,620	\$0	\$476,620	7/1/2020	6/30/2024	\$1,501,451	\$858,619	\$642,833
Department of Public Health	NORWALK TOWN TREASURER	DPH2022-0157POS01	Preventive Health Services, FP1	E	\$0	\$123,984	\$0	\$123,984	6/1/2023	5/31/2024	\$495,935	\$123,984	\$371,952
Department of Public Health	OPTIMUS HEALTH CARE INC	18DPH0055OO	WIC Program, FP1	N	\$0	\$606,456	\$0	\$606,456	1/1/2018	9/30/2022	\$9,120,046	\$8,653,133	\$466,913
Department of Public Health	OPTIMUS HEALTH CARE INC	2023-0010POS01	School Based Health Centers, FP1	N	\$1,118,108	\$5,596	\$0	\$1,123,704	7/1/2022	6/30/2027	\$5,446,504	\$1,123,704	\$4,322,800
Department of Public Health	OPTIMUS HEALTH CARE INC	DPH2023-0048POS01	WIC Program, FP1	N	\$0	\$1,233,853	\$0	\$1,233,853	10/1/2022	9/30/2027	\$10,484,355	\$1,233,853	\$9,250,502
Department of Public Health	PERCEPTION PROGRAMS INC	DPH2019-0134	HIV Prevention Services, FP1	Y	\$0	\$31,119	\$91,790	\$122,909	1/1/2019	12/31/2023	\$671,362	\$571,659	\$99,703
Department of Public Health	PLANNED PARENTHOOD OF SOUTHERN	17DPH0040OO	Family Planning Services, FP 1	N	\$254,407	\$0	\$0	\$254,407	10/1/2017	9/30/2022	\$7,567,438	\$7,548,821	\$18,617
Department of Public Health	PLANNED PARENTHOOD OF SOUTHERN	18DPH0070OO	STD Prev & Treatment Svcs, FP1	N	\$0	\$11,764	\$2,803	\$14,567	1/1/2018	12/31/2023	\$176,156	\$97,115	\$79,041
Department of Public Health	PLANNED PARENTHOOD OF SOUTHERN	DPH2019-0135	HIV Prevention Services, FP1	Y	\$0	\$49,028	\$159,764	\$208,792	1/1/2019	12/31/2023	\$865,628	\$783,699	\$81,929
Department of Public Health	PLANNED PARENTHOOD OF SOUTHERN	DPH2020-0022POS01	Cancer Integrated Hlth Screening, FP 1	N	\$0	\$58,334	\$0	\$58,334	9/14/2019	6/30/2022	\$115,000	\$115,000	\$0
Department of Public Health	PLANNED PARENTHOOD OF SOUTHERN	DPH2021-0019POS01	Injury Prevention Svcs, FP1	N	\$0	\$134,746	\$0	\$134,746	9/1/2020	8/31/2023	\$372,000	\$365,268	\$6,732
Department of Public Health	PLANNED PARENTHOOD OF SOUTHERN	DPH2022-0069POS	Rape Crisis & Prev Svcs, FP 1	N	\$0	\$42,500	\$0	\$42,500	4/1/2022	1/31/2025	\$75,000	\$42,500	\$32,500
Department of Public Health	PLANNED PARENTHOOD OF SOUTHERN	DPH2023-0035POS01	Family Planning and Family Health Program	N	\$1,033,623	\$13,691	\$0	\$1,047,314	10/1/2022	9/30/2027	\$7,074,580	\$1,047,314	\$6,027,266
Department of Public Health	PROJECT ACCESS NEW HAVEN INC	DPH2021-0025POS	Community Health Center, FP 1	N	\$169,401	\$0	\$0	\$169,401	7/1/2020	6/30/2025	\$879,619	\$508,203	\$371,416
Department of Public Health	PROSPECT ECHN INC	DPH2019-0121POS01	Cancer Integratd Hlth Screening, FP 1	N	\$0	\$71,177	\$78,126	\$149,303	1/1/2019	6/30/2023	\$664,351	\$661,346	\$3,005
Department of Public Health	QUINNIPIACK VALLEY HEALTH DISTRICT	2023-0013POS01	School Based Health Centers, FP1	E	\$220,409	\$0	\$0	\$220,409	7/1/2022	6/30/2027	\$1,102,045	\$220,409	\$881,636



Agency	Supplier Name	Contract ID #	Contract Description	Competitive ₁	Payments				Terms				
					General Fund	Federal Fund	Other Fund ₂	Total FY 2023 ₃	Contract Begin Date	Contract Expire Date	Cumulative Contract Total Amount ₄	Cumulative Contract Payments ₅	Cumulative Contract Balance Remaining ₆
Department of Public Health	QUINNIPIACK VALLEY HEALTH DISTRICT	DPH2020-0031POS01	Preventive Health Services, FP1	E	\$0	\$12,723	\$0	\$12,723	10/1/2019	9/30/2023	\$76,338	\$76,338	\$0
Department of Public Health	QUINNIPIACK VALLEY HEALTH DISTRICT	DPH2021-0037POS	Injury Prevention Svcs, FP1	Y	\$0	\$274,010	\$0	\$274,010	10/1/2020	8/31/2023	\$765,000	\$650,267	\$114,733
Department of Public Health	QUINNIPIACK VALLEY HEALTH DISTRICT	DPH2022-0146POS01	Preventive Health Services, FP1	E	\$0	\$113,229	\$0	\$113,229	3/1/2022	2/29/2024	\$452,916	\$113,229	\$339,687
Department of Public Health	REGION DISTRICT 11 TREASURER	2023-0006POS01	School Based Health Centers, FP1	E	\$41,060	\$0	\$0	\$41,060	7/1/2022	6/30/2027	\$273,730	\$41,060	\$232,670
Department of Public Health	SCHOOL-BASED HEALTH ALLIANCE	DPH2022-0106POS3	School Based Health Centers, FP1	N	\$0	\$2,853,193	\$0	\$2,853,193	1/1/2023	6/30/2024	\$12,569,059	\$2,853,193	\$9,715,866
Department of Public Health	SOUTHWEST COMMUNITY HEALTH CENTER INC	DPH2019-0137	HIV Prevention Services, FP1	Y	\$0	\$29,652	\$87,291	\$116,944	1/1/2019	12/31/2023	\$859,769	\$621,972	\$237,797
Department of Public Health	SOUTHWESTERN AHEC INC	DPH2021-0011POS	Immunization Program FP 1	N	\$0	\$678,404	\$0	\$678,404	7/1/2020	6/30/2024	\$1,691,684	\$1,209,126	\$482,558
Department of Public Health	SOUTHWESTERN AHEC INC	DPH2023-0034POS01	Lead Poisoning Prevention, FP1	N	\$0	\$6,250	\$0	\$6,250	7/1/2022	6/30/2024	\$24,999	\$6,250	\$18,749
Department of Public Health	ST FRANCIS HOSPITAL & MEDICAL CENTER	18DPH0002PP	Child Sexual Abuse, FP 1	N	\$0	\$0	\$119,834	\$119,834	7/1/2018	6/30/2023	\$584,224	\$578,496	\$5,728
Department of Public Health	ST FRANCIS HOSPITAL & MEDICAL CENTER	DPH2019-0122POS01	Cancer Integratd Hlth Screening, FP 1	N	\$0	\$208,386	\$282,928	\$491,314	1/1/2019	6/30/2023	\$2,137,560	\$2,137,559	\$1
Department of Public Health	ST FRANCIS HOSPITAL & MEDICAL CENTER	DPH2019-0193POS01	Family Wellness HS, FP1	N	\$0	\$75,000	\$0	\$75,000	5/30/2019	3/31/2024	\$375,000	\$300,000	\$75,000
Department of Public Health	STAYWELL HEALTH CARE INC	DPH2019-0138	HIV Prevention Services, FP1	Y	\$0	\$22,438	\$135,475	\$157,913	1/1/2019	12/31/2023	\$612,366	\$542,873	\$69,493
Department of Public Health	STAYWELL HEALTH CARE INC	DPH2021-0021POS	Community Health Center, FP 1	N	\$245,477	\$0	\$0	\$245,477	7/1/2020	6/30/2025	\$1,274,647	\$736,431	\$538,216
Department of Public Health	STRATFORD TOWN TREASURER	2023-0018POS01	School Based Health Centers, FP1	E	\$146,404	\$0	\$0	\$146,404	7/1/2022	6/30/2027	\$732,020	\$146,404	\$585,616
Department of Public Health	STRATFORD TOWN TREASURER	DPH2020-0056POS01	Preventive Health Services, FP1	E	\$0	\$14,185	\$0	\$14,185	10/1/2019	9/30/2023	\$57,099	\$49,888	\$7,211
Department of Public Health	STRATFORD TOWN TREASURER	DPH2022-0154POS01	Preventive Health Services, FP1	E	\$0	\$78,454	\$0	\$78,454	3/1/2022	2/29/2024	\$273,669	\$78,454	\$195,215
Department of Public Health	THAMES VALLEY COUNCIL FOR COMMUNITY	18DPH0054OO	WIC Program, FP 1	N	\$0	\$259,462	\$0	\$259,462	1/1/2018	9/30/2022	\$3,625,866	\$3,562,313	\$63,553
Department of Public Health	THAMES VALLEY COUNCIL FOR COMMUNITY	DPH2023-0050POS01	WIC Program, FP1	Y	\$0	\$555,865	\$0	\$555,865	10/1/2022	9/30/2027	\$4,092,395	\$555,865	\$3,536,530
Department of Public Health	THE ACCESS AGENCY INC	18DPH0051OO	WIC Program, FP 1	N	\$0	\$182,169	\$0	\$182,169	1/1/2018	9/30/2022	\$2,595,927	\$2,401,213	\$194,714
Department of Public Health	THE ACCESS AGENCY INC	DPH2023-0021POS01	WIC Program, FP1	N	\$0	\$401,678	\$0	\$401,678	10/1/2022	3/31/2023	\$591,211	\$401,678	\$189,533
Department of Public Health	TORRINGTON AREA HEALTH DISTRICT	DPH2020-0063POS01	Preventive Health Services, FP1	E	\$0	\$17,255	\$0	\$17,255	10/1/2019	9/30/2022	\$103,530	\$103,225	\$305
Department of Public Health	TORRINGTON AREA HEALTH DISTRICT	DPH2021-0009POS	Immunization Program FP 1	E	\$0	\$207,915	\$0	\$207,915	7/1/2020	6/30/2024	\$573,297	\$475,010	\$98,287
Department of Public Health	TORRINGTON AREA HEALTH DISTRICT	DPH2021-0215POS	Injury Prevention Svcs, FP1	Y	\$0	\$159,806	\$0	\$159,806	12/1/2020	8/31/2023	\$461,900	\$381,593	\$80,307
Department of Public Health	TORRINGTON AREA HEALTH DISTRICT	DPH2022-0133POS01	EPI COVID 19, FP1	E	\$0	\$285,201	\$0	\$285,201	3/1/2022	2/29/2024	\$668,794	\$285,201	\$383,592
Department of Public Health	TOWN OF BETHEL	2022-0136POS01	Preventive Health Services, FP1	E	\$0	\$34,785	\$0	\$34,785	3/1/2022	2/29/2024	\$72,442	\$34,785	\$37,658
Department of Public Health	TOWN OF BRANFORD	2023-0002POS01	School Based Health Centers, FP1	E	\$316,763	\$0	\$0	\$316,763	7/1/2022	6/30/2027	\$1,543,099	\$316,763	\$1,226,336
Department of Public Health	TOWN OF BROOKFIELD	2022-0119POS	EPI COVID 19	E	\$0	\$48,930	\$0	\$48,930	3/1/2022	2/29/2024	\$66,804	\$48,930	\$17,873
Department of Public Health	TOWN OF CROMWELL	DPH2022-0114POS01	EPI COVID 19	E	\$0	\$14,173	\$0	\$14,173	3/1/2022	2/29/2024	\$56,693	\$14,173	\$42,520



Agency	Supplier Name	Contract ID #	Contract Description	Competitive	Payments				Terms				
					General Fund	Federal Fund	Other Fund ₂	Total FY 2023 ₃	Contract Begin Date	Contract Expire Date	Cumulative Contract Total Amount ₄	Cumulative Contract Payments ₅	Cumulative Contract Balance Remaining ₆
Department of Public Health	TOWN OF DARIEN	2022-0139POS01	Preventive Health Services, FP1	E	\$0	\$19,711	\$0	\$19,711	3/1/2022	2/29/2024	\$78,846	\$19,711	\$59,134
Department of Public Health	TOWN OF DURHAM	2022-0137POS01	Preventive Health Services, FP1	E	\$0	\$7,282	\$0	\$7,282	3/1/2022	2/29/2024	\$29,126	\$7,282	\$21,845
Department of Public Health	TOWN OF EAST HARTFORD	17DPH005300	WIC Program, FP 1	E	\$0	\$281,039	\$0	\$281,039	10/1/2017	9/30/2022	\$4,183,100	\$4,172,579	\$10,521
Department of Public Health	TOWN OF EAST HARTFORD	2023-0004POS01	School Based Health Center, FP1	E	\$555,387	\$0	\$0	\$555,387	7/1/2022	7/1/2023	\$2,776,935	\$555,387	\$2,221,548
Department of Public Health	TOWN OF EAST HARTFORD	DPH2022-0144POS01	Preventive Health Services, FP1	E	\$0	\$125,409	\$0	\$125,409	3/1/2022	2/29/2024	\$341,770	\$125,409	\$216,361
Department of Public Health	TOWN OF EAST HARTFORD	DPH2023-0049POS01	WIC Program, FP1	E	\$0	\$615,697	\$0	\$615,697	10/1/2022	9/30/2027	\$4,331,745	\$615,697	\$3,716,048
Department of Public Health	TOWN OF FAIRFIELD	DPH2020-0038POS01	Preventive Health Services, FP1	E	\$0	\$8,336	\$0	\$8,336	10/1/2019	9/30/2023	\$63,561	\$55,225	\$8,336
Department of Public Health	TOWN OF FAIRFIELD	DPH2022-0145POS01	Preventive Health Services, FP1	E	\$0	\$112,891	\$0	\$112,891	3/1/2022	2/29/2024	\$252,155	\$112,891	\$139,264
Department of Public Health	TOWN OF GREENWICH	DPH2022-0149POS01	Preventive Health Services, FP1	E	\$0	\$72,272	\$0	\$72,272	3/1/2022	2/29/2024	\$289,089	\$72,272	\$216,817
Department of Public Health	TOWN OF GUILFORD	DPH2020-0062POS01	Preventive Health Services, FP1	E	\$0	\$5,584	\$0	\$5,584	10/1/2019	9/30/2023	\$22,237	\$19,333	\$2,904
Department of Public Health	TOWN OF GUILFORD	DPH2022-0151POS01	Preventive Health Services, FP1	E	\$0	\$21,313	\$0	\$21,313	3/1/2022	2/29/2024	\$85,252	\$21,313	\$63,939
Department of Public Health	TOWN OF MADISON	2023-0017POS01	School Based Health Centers, FP1	E	\$54,746	\$0	\$0	\$54,746	7/1/2022	6/30/2027	\$273,730	\$54,746	\$218,984
Department of Public Health	TOWN OF MIDDLETOWN	DPH2020-0035POS01	Preventive Health Services, FP1	E	\$0	\$12,937	\$0	\$12,937	10/1/2019	9/30/2023	\$54,133	\$46,752	\$7,381
Department of Public Health	TOWN OF MIDDLETOWN	DPH2022-0142POS01	Preventive Health Services, FP1	E	\$0	\$71,871	\$0	\$71,871	3/1/2022	2/29/2024	\$270,672	\$71,871	\$198,802
Department of Public Health	TOWN OF MONROE	DPH2020-0066POS01	Preventive Health Services, FP1	E	\$0	\$2,367	\$0	\$2,367	10/1/2019	9/30/2022	\$14,483	\$14,483	\$0
Department of Public Health	TOWN OF SHARON	2022-0128POS01	EPI COVID 19	E	\$0	\$4,340	\$0	\$4,340	3/1/2022	2/29/2024	\$17,362	\$4,340	\$13,021
Department of Public Health	TOWN OF SOUTH WINDSOR	2022-0131POS01	EPI COVID 19	E	\$0	\$64,181	\$0	\$64,181	3/1/2022	2/29/2024	\$110,100	\$64,181	\$45,919
Department of Public Health	TOWN OF WALLINGFORD	DPH2023-0069POS01	Preventive Health Services, FP1	E	\$0	\$44,490	\$0	\$44,490	3/1/2022	2/29/2024	\$177,960	\$44,490	\$133,470
Department of Public Health	TOWN OF WESTBROOK	2022-0124POS01	EPI COVID 19	E	\$0	\$7,894	\$0	\$7,894	3/1/2022	2/29/2024	\$31,574	\$7,894	\$23,681
Department of Public Health	TOWN OF WESTBROOK	DPH2020-0051POS01	Preventive Health Services, FP1	E	\$0	\$2,796	\$0	\$2,796	10/1/2019	9/30/2023	\$12,444	\$11,484	\$960
Department of Public Health	TOWN OF WINDHAM	2023-0012POS01	School Based Health Center, FP1	E	\$440,334	\$0	\$0	\$440,334	7/1/2022	6/30/2027	\$2,153,670	\$440,334	\$1,713,336
Department of Public Health	TOWN OF WINDSOR	2022-0135POS01	Preventive Health Services, FP1	E	\$0	\$30,113	\$0	\$30,113	3/1/2022	2/29/2024	\$107,213	\$30,113	\$77,100
Department of Public Health	TOWN OF WINDSOR	DPH2020-0067POS01	Preventive Health Services, FP1	E	\$0	\$3,567	\$0	\$3,567	10/1/2019	9/30/2023	\$29,551	\$21,852	\$7,699
Department of Public Health	TRUMBULL TOWN TREASURER	DPH2020-0039POS01	Preventive Health Services, FP1	E	\$0	\$4,161	\$0	\$4,161	10/1/2019	9/30/2023	\$34,405	\$25,350	\$9,055
Department of Public Health	TRUMBULL TOWN TREASURER	DPH2022-0143POS01	Preventive Health Services, FP1	E	\$0	\$51,190	\$0	\$51,190	3/1/2022	2/29/2024	\$120,669	\$51,190	\$69,479
Department of Public Health	TRUTH INITIATIVE FOUNDATION	DPH2022-0064POS	Tobacco Cessation Prog, FP 1	N	\$0	\$87,500	\$0	\$87,500	3/1/2023	4/28/2027	\$183,500	\$87,500	\$96,000
Department of Public Health	UNCAS HEALTH DISTRICT	DPH2020-0034POS01	Preventive Health Services, FP1	E	\$0	\$13,902	\$0	\$13,902	10/1/2019	9/30/2023	\$114,825	\$84,998	\$29,827
Department of Public Health	UNCAS HEALTH DISTRICT	DPH2022-0155POS01	Preventive Health Services, FP1	E	\$0	\$141,538	\$0	\$141,538	3/1/2022	2/29/2024	\$566,153	\$141,538	\$424,615



Agency	Supplier Name	Contract ID #	Contract Description	Competitive ₁	Payments				Terms				
					General Fund	Federal Fund	Other Fund ₂	Total FY 2023 ₃	Contract Begin Date	Contract Expire Date	Cumulative Contract Total Amount ₄	Cumulative Contract Payments ₅	Cumulative Contract Balance Remaining ₆
Department of Public Health	UNITED WAY OF CONNECTICUT INC	17DPH005800	Infoline-Info & Referral Svs, FP1	N	\$0	\$149,716	\$0	\$149,716	10/1/2017	9/30/2022	\$1,533,012	\$1,531,932	\$1,080
Department of Public Health	UNITED WAY OF CONNECTICUT INC	2023-0022POS01POS01	InfoLine-Info & Referrals Svs fp1	Y	\$0	\$116,602	\$0	\$116,602	10/1/2022	9/30/2027	\$1,215,000	\$116,602	\$1,098,398
Department of Public Health	URBAN LEAGUE OF GREATER HARTFORD INC	DPH2019-0195POS01	Family Wellness HS, FP1	N	\$0	\$59,210	\$0	\$59,210	5/30/2019	3/31/2024	\$350,000	\$263,440	\$86,560
Department of Public Health	WATERBURY TOWN TREASURER	18DPH005800	WIC Program, FP1	E	\$0	\$247,871	\$0	\$247,871	1/1/2018	9/30/2022	\$5,593,969	\$5,190,780	\$403,189
Department of Public Health	WATERBURY TOWN TREASURER	DPH2019-0140	HIV Prevention Services, FP1	E	\$0	\$79,075	\$189,512	\$268,587	1/1/2019	12/31/2023	\$1,309,306	\$1,103,852	\$205,454
Department of Public Health	WATERBURY TOWN TREASURER	DPH2020-0033POS01	Preventive Health Services, FP1	E	\$0	\$19,501	\$0	\$19,501	10/1/2019	9/30/2023	\$159,089	\$119,400	\$39,689
Department of Public Health	WATERBURY TOWN TREASURER	DPH2021-0006POS	Immunization Program FP 1	E	\$0	\$266,538	\$0	\$266,538	7/1/2020	6/30/2024	\$824,515	\$590,710	\$233,805
Department of Public Health	WATERBURY TOWN TREASURER	DPH2021-0028POS	Injury Prevention Srvcs, FP1	E	\$0	\$142,053	\$0	\$142,053	9/1/2020	8/31/2022	\$520,000	\$503,814	\$16,186
Department of Public Health	WATERBURY TOWN TREASURER	DPH2022-0159POS01	Preventive Health Services, FP1	E	\$0	\$127,439	\$0	\$127,439	2/1/2023	5/31/2024	\$1,019,513	\$127,439	\$892,074
Department of Public Health	WATERBURY TOWN TREASURER	DPH2023-0045POS01	WIC Program, FP1	E	\$0	\$766,891	\$0	\$766,891	10/1/2022	9/30/2023	\$1,195,301	\$766,891	\$428,410
Department of Public Health	WATERBURY TOWN TREASURER	DPH2023-0053POS01	School Based Health Centers, FP1	E	\$268,338	\$0	\$0	\$268,338	7/1/2022	6/30/2027	\$1,341,690	\$268,338	\$1,073,352
Department of Public Health	WATERBURY TOWN TREASURER	DPH2023-0072	Injury Prevention Srvcs, FP1	E	\$0	\$97,385	\$0	\$97,385	2/1/2023	8/31/2023	\$260,000	\$97,385	\$162,615
Department of Public Health	WATERBURY TOWN TREASURER	DPH2023-0074	Preventive Health Services, FP1	E	\$0	\$19,844	\$0	\$19,844	2/1/2023	9/30/2023	\$39,689	\$19,844	\$19,845
Department of Public Health	WEST HARTFORD-BLOOMFIELD HEALTH	2022-0118POS	EPI COVID 19	E	\$0	\$383,923	\$0	\$383,923	3/1/2022	2/29/2024	\$406,737	\$383,923	\$22,815
Department of Public Health	WEST HARTFORD-BLOOMFIELD HEALTH	DPH2020-0053POS01	Preventive Health Services, FP1	E	\$0	\$34,404	\$0	\$34,404	10/1/2019	9/30/2023	\$91,031	\$91,031	\$0
Department of Public Health	WESTERN CONNECTICUT HEALTH NETWORK INC	DPH 2019-0120POS01	Cancer Integratd Hlth Screening, FP 1	N	\$0	\$278,438	\$353,929	\$632,367	1/1/2019	6/30/2023	\$2,144,069	\$2,133,877	\$10,192
Department of Public Health	WHEELER CLINIC INC	DPH2020-0023POS01	Injury Prevention Srvcs, FP 1	N	\$0	\$8,900	\$0	\$8,900	10/1/2019	9/30/2022	\$120,000	\$118,900	\$1,100
Department of Public Health	WILLIAM W BACKUS HOSPITAL	DPH2023-0063POS	STD Prev & Treatment Srvcs, FP1	E	\$0	\$0	\$17,497	\$17,497	10/1/2022	6/30/2023	\$17,497	\$17,497	\$0
Department of Public Health	WINDHAM REGIONAL COMMUNITY COUNCIL INC	DPH2022-0080	HIV/AIDS HealthCare Support, FP1	Y	\$0	\$0	\$153,686	\$153,686	4/1/2022	3/31/2025	\$1,022,811	\$153,686	\$869,125
Department of Public Health	YALE NEW HAVEN HEALTH SERVICES	DPH2019-0117POS01	Cancer Integratd Hlth Screening, FP 1	N	\$0	\$1,147,595	\$811,524	\$1,959,119	1/1/2019	6/30/2023	\$4,769,678	\$4,769,678	\$0
Department of Public Health	YALE NEW HAVEN HOSPITAL	17DPH005200	WIC Program, FP 1	N	\$0	\$578,583	\$0	\$578,583	10/1/2017	9/30/2022	\$8,935,432	\$8,814,962	\$120,470
Department of Public Health	YALE NEW HAVEN HOSPITAL	22DPH71705POS01	WIC Program, FP1	N	\$0	\$1,249,058	\$0	\$1,249,058	10/1/2022	9/30/2027	\$9,279,350	\$1,249,058	\$8,030,292
Department of Public Health	YALE NEW HAVEN HOSPITAL	DPH2019-0054	Lead Poisoning Prev & Contrl, FP 1	N	\$0	\$0	\$135,070	\$135,070	7/1/2018	6/30/2023	\$674,508	\$674,508	\$0
Department of Public Health	YALE NEW HAVEN HOSPITAL	DPH2019-0141	HIV Prevention Services, FP1	Y	\$0	\$21,761	\$114,451	\$136,212	1/1/2019	12/31/2023	\$613,299	\$538,210	\$75,089
Department of Public Health	YALE NEW HAVEN HOSPITAL	DPH2022-0081	HIV/AIDS HealthCare Support, FP1	Y	\$0	\$0	\$693,111	\$693,111	4/1/2022	1/21/2025	\$2,407,086	\$693,111	\$1,713,975
Department of Public Health	YALE UNIVERSITY	18DPH0001PP	Child Sexual Abuse, FP 1	N	\$0	\$0	\$114,106	\$114,106	7/1/2018	6/30/2023	\$582,269	\$571,813	\$10,456
Department of Public Health	YALE UNIVERSITY	DPH2019-0142	HIV Prevention Services, FP1	Y	\$0	\$32,170	\$81,685	\$113,855	1/1/2019	12/31/2023	\$525,830	\$472,494	\$53,336
Total	224				\$13,233,602	\$50,673,062	\$28,100,597	\$92,007,261			\$490,705,777	\$298,695,842	\$192,009,935



Agency	Supplier Name	Contract ID #	Contract Description	Competitive ₁	Payments				Terms				
					General Fund	Federal Fund	Other Fund ₂	Total FY 2023 ₃	Contract Begin Date	Contract Expire Date	Cumulative Contract Total Amount ₄	Cumulative Contract Payments ₅	Cumulative Contract Balance Remaining ₆
Department of Social Services	ABILITY BEYOND DISABILITY INC	19DSS2201AC	Persons with TBI	N	\$192,371	\$0	\$0	\$192,371	7/1/2019	6/30/2025	\$1,110,569	\$725,827	\$384,742
Department of Social Services	ACCESS INDEPENDENCE INC	12DSS7101HU	Money Follows the Person	N	\$145,200	\$0	\$0	\$145,200	7/1/2012	6/30/2024	\$1,611,060	\$1,461,960	\$149,100
Department of Social Services	AGENCY ON AGING OF SOUTH CENTRAL	12DSS7101XK	Money Follows the Person	N	\$580,800	\$0	\$0	\$580,800	7/1/2012	6/30/2024	\$8,013,752	\$6,261,267	\$1,752,485
Department of Social Services	ALLIANCE FOR COMMUNITY EMPOWERMENT INC	18DSS4301AI	Low-income households winter heating costs	N	\$0	\$10,345,637	\$0	\$10,345,637	10/1/2018	9/30/2023	\$65,153,553	\$48,636,973	\$16,516,580
Department of Social Services	ALLIANCE FOR COMMUNITY EMPOWERMENT INC	19DSS1501AI	CSBG Services in the Greater Bridgeport Area	N	\$0	\$352,500	\$0	\$352,500	10/1/2019	9/30/2022	\$4,253,910	\$2,852,331	\$1,401,579
Department of Social Services	ALLIANCE FOR COMMUNITY EMPOWERMENT INC	19DSS1511AI	CSBG Services for the Greater Norwalk Area	N	\$0	\$80,000	\$0	\$80,000	10/1/2019	9/30/2022	\$1,455,138	\$1,084,315	\$370,823
Department of Social Services	ALLIANCE FOR COMMUNITY EMPOWERMENT INC	20DSS1501AI	CSBG CARES	N	\$0	\$738,570	\$0	\$738,570	3/27/2020	9/30/2022	\$1,531,745	\$1,531,745	\$0
Department of Social Services	ALLIANCE FOR COMMUNITY EMPOWERMENT INC	21DSS4301AI	LOW INCOME	N	\$0	\$56,137	\$0	\$56,137	5/28/2021	9/30/2023	\$1,316,071	\$480,605	\$835,466
Department of Social Services	ALLIANCE FOR COMMUNITY EMPOWERMENT INC	21DSS6101AI	Connecticut's Community Action Agency Network	N	\$0	\$300,000	\$0	\$300,000	3/1/2022	6/30/2024	\$591,698	\$300,000	\$291,698
Department of Social Services	ALLIANCE FOR COMMUNITY EMPOWERMENT INC	22DSS1501AI	CSBG Services	N	\$928,482	\$964,880	\$0	\$1,893,362	10/1/2022	9/30/2025	\$7,061,680	\$1,893,362	\$5,168,318
Department of Social Services	ALLIED COMMUNITY RESOURCES INC	18DSS7101AS	Fiduciary Intermediary Services - 2018	N	\$22,827,504	\$6,728,572	\$0	\$29,556,076	2/1/2018	12/31/2023	\$106,651,870	\$77,210,806	\$29,441,064
Department of Social Services	BRAIN INJURY ALLIANCE OF CONNECTICUT INC	19DSS2201BZ	Advocates for medical resources for TBI	N	\$105,453	\$0	\$105,432	\$210,885	7/1/2019	6/30/2025	\$1,072,532	\$717,862	\$354,670
Department of Social Services	BRAIN INJURY ALLIANCE OF CONNECTICUT INC	23DSS2201BZ	BIAC	N	\$0	\$110,000	\$0	\$110,000	1/1/2023	12/31/2024	\$300,000	\$110,000	\$190,000
Department of Social Services	CAPITAL WORKFORCE PARTNERS	18DSS4601CW	Food Stamp Employment and Training	N	\$0	\$1,027	\$0	\$1,027	7/1/2018	9/30/2023	\$399,249	\$57,090	\$342,159
Department of Social Services	CARELON BEHAVIORAL HEALTH INC	11DSS1206AL	Behavioral Health ASO - 2016	Y	\$3,409,072	\$3,409,072	\$0	\$6,818,143	1/1/2011	9/30/2022	\$214,284,506	\$192,485,444	\$21,799,063
Department of Social Services	CARELON BEHAVIORAL HEALTH INC	22DSS1216AL	Behavioral Health	Y	\$8,675,878	\$8,675,878	\$0	\$17,351,756	10/1/2022	9/30/2025	\$74,840,446	\$17,351,756	\$57,488,690
Department of Social Services	CATHOLIC CHARITIES INC	16DSS4801DD	Refugee Assistance Services - 2017	N	\$0	\$20,815	\$0	\$20,815	10/1/2016	9/30/2023	\$1,819,079	\$1,317,852	\$501,227
Department of Social Services	CATHOLIC CHARITIES INC	20DSS4801DD	Social services for economic self-sufficiency.	N	\$0	\$12,500	\$0	\$12,500	9/30/2020	9/29/2024	\$200,000	\$100,000	\$100,000
Department of Social Services	CHARTER OAK HEALTH CENTER INC	19DSS1201DR	Expand Clinic Hours with radiology services	N	\$430,000	\$0	\$0	\$430,000	2/15/2020	6/30/2025	\$2,553,124	\$1,623,335	\$929,789
Department of Social Services	COMMUNITY ACTION AGENCY OF NEW HAVEN	18DSS4301EP	Low-income households winter heating costs.	N	\$0	\$958,837	\$0	\$958,837	10/1/2018	9/30/2023	\$52,555,565	\$4,102,542	\$48,453,023
Department of Social Services	COMMUNITY ACTION AGENCY OF NEW HAVEN	19DSS1501EP	CSBG and HSI services	N	\$0	\$350,586	\$0	\$350,586	10/1/2019	9/30/2022	\$3,972,103	\$3,964,603	\$7,500
Department of Social Services	COMMUNITY ACTION AGENCY OF NEW HAVEN	20DSS1501EP	CSBG CARES	N	\$0	\$249,821	\$0	\$249,821	3/27/2020	9/30/2022	\$1,300,216	\$1,300,216	\$0
Department of Social Services	COMMUNITY ACTION AGENCY OF NEW HAVEN	21DSS4301EP	Low Income Household Water Assistance Prgm	N	\$0	\$28,299	\$0	\$28,299	5/28/2021	9/30/2023	\$1,052,758	\$48,714	\$1,004,044
Department of Social Services	COMMUNITY ACTION AGENCY OF NEW HAVEN	21DSS6101EP	Connecticut's Community Action Agency Network	N	\$0	\$142,880	\$0	\$142,880	3/1/2022	6/30/2024	\$474,266	\$142,880	\$331,386
Department of Social Services	COMMUNITY ACTION AGENCY OF NEW HAVEN	22DSS1501EP	CSBG and HSI services	N	\$370,646	\$887,219	\$0	\$1,257,865	10/1/2022	9/30/2025	\$4,812,413	\$1,257,865	\$3,554,548
Department of Social Services	COMMUNITY HEALTH CENTER ASSOCIATION	13DSS3101GB	HUSKY HEALTH 2017	N	\$480,279	\$0	\$0	\$480,279	7/1/2013	6/30/2024	\$4,518,108	\$4,145,350	\$372,758
Department of Social Services	COMMUNITY HEALTH CENTER ASSOCIATION	22DSS1201GB	ARPA for Long Acting Reversible Contraception	N	\$0	\$217,760	\$0	\$217,760	1/1/2023	9/30/2026	\$2,000,000	\$217,760	\$1,782,240
Department of Social Services	COMMUNITY HEALTH NETWORK OF CT INC	17DSS1202GQ	ASO - 2017	N	\$32,396,022	\$32,396,022	\$0	\$64,792,043	1/1/2017	4/30/2023	\$489,044,436	\$473,309,057	\$15,735,379



Agency	Supplier Name	Contract ID #	Contract Description	Competitive ₁	Payments				Terms				
					General Fund	Federal Fund	Other Fund ₂	Total FY 2023 ₃	Contract Begin Date	Contract Expire Date	Cumulative Contract Total Amount ₄	Cumulative Contract Payments ₅	Cumulative Contract Balance Remaining ₆
Department of Social Services	COMMUNITY HEALTH NETWORK OF CT INC	23DSS1212GQ	Medical ASO	Y	\$9,939,422	\$9,939,422	\$0	\$19,878,843	5/1/2023	12/31/2025	\$229,723,958	\$19,878,843	\$209,845,115
Department of Social Services	COMMUNITY RENEWAL TEAM INC	18DSS4301EW	Low-income households for winter heating costs	N	\$0	\$25,119,275	\$0	\$25,119,275	10/1/2018	9/30/2023	\$143,648,833	\$104,581,480	\$39,067,353
Department of Social Services	COMMUNITY RENEWAL TEAM INC	19DSS1501EW	CBG Services	N	\$0	\$962,306	\$0	\$962,306	10/1/2019	9/30/2022	\$9,061,224	\$9,051,907	\$9,317
Department of Social Services	COMMUNITY RENEWAL TEAM INC	20DSS1501EW	CSBG CARES	N	\$0	\$591,365	\$0	\$591,365	3/27/2020	9/30/2022	\$2,717,354	\$2,717,354	\$0
Department of Social Services	COMMUNITY RENEWAL TEAM INC	20DSS5401EW	Asian Families Domestic Violence Services	N	\$5,647	\$83,000	\$0	\$88,647	10/1/2020	9/30/2023	\$316,059	\$288,647	\$27,412
Department of Social Services	COMMUNITY RENEWAL TEAM INC	21DSS4301EW	LIHWAP services.	N	\$0	\$770,000	\$0	\$770,000	5/28/2021	9/30/2023	\$3,105,011	\$1,732,949	\$1,372,062
Department of Social Services	COMMUNITY RENEWAL TEAM INC	21DSS6101EW	Connecticut's Community Action Agency Network	N	\$0	\$950,412	\$0	\$950,412	3/1/2022	6/30/2024	\$950,412	\$950,412	\$0
Department of Social Services	COMMUNITY RENEWAL TEAM INC	22DSS1501EW	CBG/HSI Services	N	\$1,131,313	\$972,406	\$0	\$2,103,719	10/1/2022	9/30/2025	\$10,690,984	\$2,103,719	\$8,587,265
Department of Social Services	CONDUENT STATE HEALTHCARE LLC	07DSS1101AF	Husky and Charter Oak Enrollment Services	Y	\$10,075,414	\$107,360	\$0	\$10,182,774	2/1/2007	6/30/2024	\$197,688,248	\$104,176,262	\$93,511,986
Department of Social Services	CONNECTICUT ALLIANCE TO END SEXUAL	22DSS5403LK	Services to Domestic Violence Victims	N	\$0	\$979,897	\$0	\$979,897	7/1/2022	6/30/2024	\$1,959,794	\$979,897	\$979,897
Department of Social Services	CONNECTICUT ASSOCIATION FOR COMMUNITY	18DSS5001FB	Case Management Services	N	\$288,796	\$1,798,873	\$0	\$2,087,669	10/1/2018	9/30/2024	\$9,493,194	\$9,041,752	\$451,442
Department of Social Services	CONNECTICUT ASSOCIATION FOR COMMUNITY	20DSS4701FB	Information regarding the SNAP program	N	\$0	\$121,180	\$0	\$121,180	10/1/2020	9/30/2022	\$727,659	\$332,654	\$395,005
Department of Social Services	CONNECTICUT ASSOCIATION FOR COMMUNITY	22DSS1501FB	Case Management Services	N	\$1,884	\$291,983	\$0	\$293,867	10/1/2022	9/30/2025	\$1,050,759	\$293,867	\$756,892
Department of Social Services	CONNECTICUT ASSOCIATION FOR COMMUNITY	22DSS4701FB	SNAP	Y	\$0	\$58,260	\$0	\$58,260	12/1/2022	9/30/2025	\$300,000	\$58,260	\$241,740
Department of Social Services	CONNECTICUT CENTER FOR ARTS AND	18DSS4603EG	Short-term vocational training for SNAP	N	\$0	\$44,148	\$0	\$44,148	10/1/2018	9/30/2024	\$428,062	\$187,989	\$240,073
Department of Social Services	CONNECTICUT COALITION AGAINST DOMESTIC	15DSS5401FJREV	Emergency Shelters for Domestic Violence	N	\$0	\$120,800	\$0	\$120,800	6/1/2015	6/30/2023	\$976,467	\$976,467	\$0
Department of Social Services	CONNECTICUT COALITION AGAINST DOMESTIC	19DSS5401FJ	Emergency Shelters and other services	N	\$7,313,448	\$1,847,117	\$379,198	\$9,539,763	7/1/2019	6/30/2025	\$49,868,782	\$32,937,550	\$16,931,232
Department of Social Services	CONNECTICUT COALITION AGAINST DOMESTIC	19DSS5411FJ	Victims of domestic or family violence	N	\$216,999	\$0	\$0	\$216,999	7/1/2019	6/30/2025	\$1,252,826	\$810,951	\$441,875
Department of Social Services	CONNECTICUT COMMUNITY CARE INC	12DSS7101EL	Money Follows the Person	N	\$1,826,721	\$0	\$0	\$1,826,721	7/1/2012	6/30/2024	\$20,812,315	\$16,499,551	\$4,312,764
Department of Social Services	CONNECTICUT COUNCIL OF FAMILY SERVICE	17DSS3301FQ	Barrier Intervention Services - 2018	Y	\$1,779,003	\$0	\$75,000	\$1,854,003	7/1/2017	6/30/2024	\$12,142,927	\$10,288,594	\$1,854,332
Department of Social Services	CONNECTICUT FOODSHARE INC	15DSS4501FS	Commodity Food Program - 2016	N	\$0	\$234,213	\$0	\$234,213	2/1/2015	12/31/2022	\$1,175,158	\$1,155,304	\$19,854
Department of Social Services	CONNECTICUT FOODSHARE INC	16DSS4101FS	Nutritional Supplemental Plan	N	\$724,443	\$0	\$0	\$724,443	10/1/2016	6/30/2025	\$5,973,434	\$4,498,115	\$1,475,319
Department of Social Services	CONNECTICUT FOODSHARE INC	21DSS4501FS	Store and distribute USDA foods	N	\$0	\$1,516,277	\$0	\$1,516,277	10/1/2021	9/30/2026	\$2,749,882	\$2,166,756	\$583,126
Department of Social Services	CONNECTICUT INSTITUTE FOR REFUGEES AND	16DSS4801OB	Case Management/Social Services to refugees	N	\$0	\$45,899	\$0	\$45,899	10/1/2016	9/30/2023	\$1,413,685	\$952,559	\$461,126
Department of Social Services	CONNECTICUT INSTITUTE FOR REFUGEES AND	20DSS4801OB	Social services for economic self-sufficiency.	N	\$0	\$6,803	\$0	\$6,803	9/30/2020	9/29/2024	\$200,000	\$63,919	\$136,081
Department of Social Services	CONNECTICUT INSTITUTE FOR REFUGEES AND	21DSS4801OB	RAP	N	\$0	\$417,359	\$0	\$417,359	10/1/2021	9/30/2023	\$1,738,953	\$417,359	\$1,321,594
Department of Social Services	CONNECTICUT INSTITUTE FOR REFUGEES AND	22DSS4811OB	Client supports and services	N	\$276,895	\$0	\$0	\$276,895	7/1/2022	6/30/2023	\$276,895	\$276,895	\$0
Department of Social Services	CONNECTICUT INSTITUTE FOR REFUGEES AND	22DSS4821OB	AUSAA -Comprehensive resettlement services	N	\$0	\$140,726	\$0	\$140,726	10/1/2022	9/30/2024	\$1,125,799	\$140,726	\$985,073



Agency	Supplier Name	Contract ID #	Contract Description	Competitive ₁	Payments				Terms				
					General Fund	Federal Fund	Other Fund ₂	Total FY 2023 ₃	Contract Begin Date	Contract Expire Date	Cumulative Contract Total Amount ₄	Cumulative Contract Payments ₅	Cumulative Contract Balance Remaining ₆
Department of Social Services	CONNECTICUT JUNIOR REPUBLIC ASSOCIATION	21DSS5701FY	Teen Pregnancy Prevention Programming	Y	\$513,163	\$0	\$0	\$513,163	7/1/2021	6/30/2024	\$1,513,153	\$999,989	\$513,164
Department of Social Services	CONNECTICUT LEGAL SERVICES INC	18DSS5001FZ	Provide Legal Services	N	\$27,346	\$762,387	\$0	\$789,733	10/1/2018	9/30/2023	\$3,478,381	\$3,109,213	\$369,168
Department of Social Services	DENTAL BENEFIT MANAGEMENT INC	20DSS6602UF	Dental ASO services	Y	\$5,542,125	\$4,835,223	\$0	\$10,377,348	7/1/2020	6/30/2024	\$38,642,267	\$25,713,067	\$12,929,199
Department of Social Services	EASTERN CT AREA AGENCY ON AGING	12DSS7101IR	Money Follows the Person - 2013	N	\$217,800	\$0	\$0	\$217,800	7/1/2012	6/30/2024	\$2,377,804	\$1,992,066	\$385,738
Department of Social Services	END HUNGER CONNECTICUT INC	15DSS4101JF	Nutrition Supplemental Program	N	\$48,144	\$0	\$0	\$48,144	7/1/2015	6/30/2025	\$463,798	\$364,150	\$99,648
Department of Social Services	END HUNGER CONNECTICUT INC	20DSS4701JF	Information regarding the SNAP program	N	\$0	\$301,694	\$0	\$301,694	10/1/2020	9/30/2022	\$1,130,136	\$560,266	\$569,869
Department of Social Services	FAMILY CENTERED SERVICES OF CT INC	21DSS5702QJ	Teen Pregnancy Prevention Programming	Y	\$171,055	\$0	\$0	\$171,055	7/1/2021	6/30/2024	\$504,386	\$333,331	\$171,055
Department of Social Services	GAYLORD FARMS REHABILITATION CENTER	19DSS2201KR	Acquired brain injury (ABI) transitional living	N	\$84,273	\$0	\$0	\$84,273	7/1/2019	6/30/2025	\$486,513	\$317,967	\$168,546
Department of Social Services	GOODWIN UNIVERSITY INC	15DSS4602ZJ	Job Readiness to SNAP recipients - 2016	N	\$0	\$189,704	\$0	\$189,704	10/1/2015	9/30/2024	\$3,640,345	\$1,686,364	\$1,953,981
Department of Social Services	GREATER NEW BRITAIN TEEN	19DSS5701LH	Teen Pregnancy Prevention Programming	N	\$6,276	\$0	\$0	\$6,276	7/1/2019	6/30/2022	\$474,276	\$474,276	\$0
Department of Social Services	GREATER NEW BRITAIN TEEN	22DSS5701LH	Teen Pregnancy Prevention Programming	Y	\$171,055	\$0	\$0	\$171,055	7/1/2022	6/30/2024	\$342,110	\$171,055	\$171,055
Department of Social Services	GREATER NEW HAVEN DISABILITY RIGHTS	13DSS7101LI	Nursing Facility Transition Project 2015	N	\$435,600	\$0	\$0	\$435,600	7/1/2013	6/30/2024	\$4,435,570	\$3,988,290	\$447,280
Department of Social Services	HISPANIC HEALTH COUNCIL INC	18DSS4702LG	Prevention of childhood and adult obesity	N	\$0	\$1,325,076	\$0	\$1,325,076	10/1/2018	9/30/2024	\$7,788,722	\$6,160,036	\$1,628,686
Department of Social Services	HUMAN RESOURCES AGENCY OF	18DSS4301NL	Low-income households winter heating costs.	N	\$0	\$6,861,531	\$0	\$6,861,531	10/1/2018	9/30/2023	\$31,055,868	\$28,682,773	\$2,373,095
Department of Social Services	HUMAN RESOURCES AGENCY OF	19DSS1501NL	CBG Services	N	\$0	\$226,124	\$0	\$226,124	10/1/2019	11/30/2022	\$2,806,002	\$2,798,502	\$7,500
Department of Social Services	HUMAN RESOURCES AGENCY OF	20DSS1501NL	CSBG CARES	N	\$0	\$209,420	\$0	\$209,420	3/27/2020	10/31/2022	\$753,888	\$753,888	\$0
Department of Social Services	HUMAN RESOURCES AGENCY OF	21DSS4301NL	LIHWAP services.	N	\$0	\$169,075	\$0	\$169,075	5/28/2021	9/30/2023	\$692,676	\$392,581	\$300,095
Department of Social Services	HUMAN RESOURCES AGENCY OF	21DSS6101NL	Connecticut's Community Action Agency Network	N	\$0	\$388,943	\$0	\$388,943	3/1/2022	6/30/2024	\$388,943	\$388,943	\$0
Department of Social Services	HUMAN RESOURCES AGENCY OF	22DSS1501NL	CBG/HSI Services	N	\$430,969	\$422,104	\$0	\$853,073	10/1/2022	9/30/2025	\$3,276,055	\$853,073	\$2,422,982
Department of Social Services	INDEPENDENCE NORTHWEST INC	12DSS7101DI	Money Follows the Person	N	\$296,900	\$0	\$0	\$296,900	7/1/2012	6/30/2024	\$3,149,780	\$2,859,003	\$290,777
Department of Social Services	IRIS	16DSS4801JI	Refugee Assistance Services - 2017	N	\$0	\$557,654	\$0	\$557,654	10/1/2016	9/30/2023	\$5,209,523	\$4,235,852	\$973,671
Department of Social Services	IRIS	20DSS4801JI	Social services for economic self-sufficiency.	N	\$0	\$112,659	\$0	\$112,659	9/30/2020	9/29/2024	\$800,000	\$285,976	\$514,024
Department of Social Services	IRIS	21DSS4801JI	RAP-ASA	N	\$0	\$1,169,721	\$0	\$1,169,721	10/1/2021	9/30/2023	\$3,334,383	\$1,169,721	\$2,164,662
Department of Social Services	IRIS	22DSS4811JI	Client supports and services	N	\$523,105	\$0	\$0	\$523,105	7/1/2022	6/30/2023	\$523,105	\$523,105	\$0
Department of Social Services	IRIS	22DSS4821JI	AUSAA - Comprehensive resettlement services	N	\$0	\$213,566	\$0	\$213,566	10/1/2022	9/30/2024	\$1,708,519	\$213,566	\$1,494,953
Department of Social Services	JEWISH FAMILY SERVICES OF GREENWICH	21DSS4803LG	RAP-ASA	N	\$0	\$347,572	\$0	\$347,572	10/1/2021	9/30/2023	\$516,751	\$347,572	\$169,179
Department of Social Services	JEWISH FAMILY SERVICES OF GREENWICH	22DSS4803LG	JEWISH FAMILY SERVICES	N	\$0	\$148,158	\$0	\$148,158	10/1/2022	9/30/2024	\$1,185,260	\$148,158	\$1,037,102
Department of Social Services	JEWISH FAMILY SERVICES OF GREENWICH	22DSS4823LG	Client supports and services	N	\$200,000	\$0	\$0	\$200,000	7/1/2022	6/30/2023	\$200,000	\$200,000	\$0



Agency	Supplier Name	Contract ID #	Contract Description	Competitive ₁	Payments				Terms				
					General Fund	Federal Fund	Other Fund ₂	Total FY 2023 ₃	Contract Begin Date	Contract Expire Date	Cumulative Contract Total Amount ₄	Cumulative Contract Payments ₅	Cumulative Contract Balance Remaining ₆
Department of Social Services	JEWISH FEDERATION ASSOCIATION OF	16DSS4801OJ	Transition of Refugees 2016	N	\$0	\$12,086	\$0	\$12,086	10/1/2016	9/30/2023	\$419,372	\$294,348	\$125,024
Department of Social Services	JEWISH FEDERATION ASSOCIATION OF	21DSS4811OJ	Citizenship Training to eligible immigrants	N	\$152,000	\$0	\$0	\$152,000	7/1/2021	6/30/2025	\$620,230	\$304,000	\$316,230
Department of Social Services	MEDICAL TRANSPORTATION MANAGEMENT INC	17DSS1203HCREV1	NEMT Transportation Services	Y	\$1,372,500	\$1,372,500	\$0	\$2,745,000	4/1/2023	3/31/2024	\$11,909,510	\$2,745,000	\$9,164,510
Department of Social Services	NEW LONDON HOMELESS HOSPITALITY	19DSS4603JF	Job search training to SNAP recipients	N	\$0	\$47,100	\$0	\$47,100	8/1/2019	9/30/2023	\$181,029	\$94,025	\$87,004
Department of Social Services	NEW OPPORTUNITIES INC	18DSS4301TO	Low-income households winter heating costs.	N	\$0	\$13,690,920	\$0	\$13,690,920	10/1/2018	9/30/2023	\$96,865,838	\$53,710,291	\$43,155,547
Department of Social Services	NEW OPPORTUNITIES INC	18DSS5001TO	Pilot program with local hospitals	N	\$7,636	\$112,223	\$0	\$119,859	4/1/2018	9/30/2024	\$468,743	\$368,605	\$100,138
Department of Social Services	NEW OPPORTUNITIES INC	19DSS1501TO	CBG Services for the Greater Waterbury area	N	\$0	\$391,288	\$0	\$391,288	10/1/2019	9/30/2022	\$4,892,016	\$4,887,026	\$4,990
Department of Social Services	NEW OPPORTUNITIES INC	20DSS1501TO	CSBG CARES	N	\$0	\$215,000	\$0	\$215,000	3/27/2020	9/30/2022	\$1,676,258	\$1,676,258	\$0
Department of Social Services	NEW OPPORTUNITIES INC	21DSS4301TO	Low Income Water Assistance Program	N	\$0	\$815,506	\$0	\$815,506	5/28/2021	9/30/2023	\$3,271,421	\$1,832,356	\$1,439,065
Department of Social Services	NEW OPPORTUNITIES INC	21DSS6101TO	Connecticut's Community Action Agency Network	N	\$0	\$661,739	\$0	\$661,739	3/1/2022	6/30/2024	\$661,739	\$661,739	\$0
Department of Social Services	NEW OPPORTUNITIES INC	22DSS1501TO	CSBG / HSI	N	\$702,953	\$1,003,328	\$0	\$1,706,281	10/1/2022	9/30/2025	\$5,633,190	\$1,706,281	\$3,926,909
Department of Social Services	OIC OF NEW LONDON INC	18DSS4611UM	E&T Reimbursement Program	N	\$0	\$59,943	\$0	\$59,943	10/1/2018	9/30/2023	\$395,697	\$320,693	\$75,004
Department of Social Services	PERSON TO PERSON INC	19DSS6102LN	Legislative Earmark - Person-to-Person	N	\$309,932	\$0	\$0	\$309,932	9/1/2019	6/30/2023	\$1,613,296	\$943,131	\$670,165
Department of Social Services	PLAINVILLE COMMUNITY FOOD PANTRY	17DSS4103GS	Nutrition Supplement 2017	N	\$48,621	\$0	\$0	\$48,621	1/1/2017	6/30/2025	\$373,324	\$276,082	\$97,242
Department of Social Services	PLANNED PARENTHOOD OF SOUTHERN	18DSS5001VG	Family Planning Services	N	\$80,566	\$1,251,007	\$0	\$1,331,573	10/1/2018	9/30/2024	\$5,073,005	\$4,850,717	\$222,288
Department of Social Services	SOUTHWESTERN CONNECTICUT AGENCY ON	12DSS7101XX	Money Follows the Person - 2013	N	\$435,600	\$0	\$0	\$435,600	7/1/2012	6/30/2024	\$7,646,809	\$6,142,193	\$1,504,616
Department of Social Services	TEAM INC	18DSS4301ZG	Winter heating costs assistance	N	\$0	\$6,054,345	\$0	\$6,054,345	10/1/2018	9/30/2023	\$31,713,298	\$23,867,506	\$7,845,792
Department of Social Services	TEAM INC	19DSS1501ZG	Case Management/Human Service Infrastructure	N	\$0	\$56,044	\$0	\$56,044	10/1/2019	9/30/2022	\$1,153,291	\$1,071,116	\$82,175
Department of Social Services	TEAM INC	20DSS1501ZG	CSBG CARES	N	\$0	\$224,449	\$0	\$224,449	3/27/2020	9/30/2022	\$366,474	\$366,474	\$0
Department of Social Services	TEAM INC	21DSS4301ZG	LIHWAP services	N	\$0	\$399,677	\$0	\$399,677	5/28/2021	9/30/2023	\$667,544	\$612,801	\$54,743
Department of Social Services	TEAM INC	21DSS6101ZG	Connecticut's Community Action Agency Network	N	\$0	\$371,299	\$0	\$371,299	3/1/2022	6/30/2024	\$371,299	\$371,299	\$0
Department of Social Services	TEAM INC	22DSS1501ZG	CSBG / HSI	N	\$224,099	\$179,986	\$0	\$404,085	10/1/2022	9/30/2025	\$1,512,890	\$404,085	\$1,108,805
Department of Social Services	THAMES VALLEY COUNCIL FOR COMMUNITY	18DSS4301ZK	Low income households for winter heating costs	N	\$0	\$15,894,953	\$0	\$15,894,953	10/1/2018	9/30/2023	\$86,720,358	\$62,148,989	\$24,571,369
Department of Social Services	THAMES VALLEY COUNCIL FOR COMMUNITY	18DSS5001ZK	Pilot program with local hospitals	N	\$0	\$3,089	\$0	\$3,089	4/1/2018	12/31/2022	\$446,107	\$402,752	\$43,355
Department of Social Services	THAMES VALLEY COUNCIL FOR COMMUNITY	19DSS1501ZK	Case Management Services	N	\$89,666	\$349,374	\$0	\$439,040	10/1/2019	9/30/2022	\$2,694,968	\$2,694,968	\$0
Department of Social Services	THAMES VALLEY COUNCIL FOR COMMUNITY	20DSS1501ZK	CSBG CARES	N	\$0	\$371,494	\$0	\$371,494	3/27/2020	9/30/2022	\$975,894	\$975,894	\$0
Department of Social Services	THAMES VALLEY COUNCIL FOR COMMUNITY	21DSS4301ZK	Low Income Water Assistance Program	N	\$0	\$141,814	\$0	\$141,814	5/28/2021	9/30/2023	\$2,396,300	\$924,490	\$1,471,810
Department of Social Services	THAMES VALLEY COUNCIL FOR COMMUNITY	21DSS6101ZK	Connecticut's Community Action Agency Network	N	\$0	\$178,256	\$0	\$178,256	3/1/2022	6/30/2024	\$445,649	\$178,256	\$267,393



Agency	Supplier Name	Contract ID #	Contract Description	Competitive	Payments				Terms				
					General Fund	Federal Fund	Other Fund ₂	Total FY 2023 ₃	Contract Begin Date	Contract Expire Date	Cumulative Contract Total Amount ₄	Cumulative Contract Payments ₅	Cumulative Contract Balance Remaining ₆
Department of Social Services	THAMES VALLEY COUNCIL FOR COMMUNITY	22DSS1501ZK	CSBG / HSI	N	\$468,841	\$365,811	\$0	\$834,652	10/1/2022	9/30/2025	\$3,132,092	\$834,652	\$2,297,440
Department of Social Services	THE ACCESS AGENCY INC	18DSS4301ZL	Low-income households winter heating costs.	N	\$0	\$9,964,844	\$0	\$9,964,844	10/1/2018	9/30/2023	\$41,804,902	\$40,081,038	\$1,723,864
Department of Social Services	THE ACCESS AGENCY INC	19DSS1501ZL	Case Management/Human Service Infrastructure	N	\$0	\$163,178	\$0	\$163,178	10/1/2019	9/30/2022	\$1,995,510	\$1,993,010	\$2,500
Department of Social Services	THE ACCESS AGENCY INC	20DSS1501ZL	CSBG CARES	N	\$0	\$112,538	\$0	\$112,538	3/27/2020	9/30/2022	\$694,519	\$694,519	\$0
Department of Social Services	THE ACCESS AGENCY INC	21DSS4301ZL	Low Income Water Assistance Program	N	\$0	\$31,400	\$0	\$31,400	5/28/2021	9/30/2023	\$1,292,429	\$455,889	\$836,540
Department of Social Services	THE ACCESS AGENCY INC	21DSS6101ZL	Connecticut's Community Action Agency Network	N	\$0	\$411,833	\$0	\$411,833	3/1/2022	6/30/2024	\$456,800	\$411,833	\$44,967
Department of Social Services	THE ACCESS AGENCY INC	22DSS1501ZL	CSBG / HSI	N	\$281,359	\$370,013	\$0	\$651,372	10/1/2022	9/30/2025	\$2,464,411	\$651,372	\$1,813,039
Department of Social Services	THE CENTER FOR FAMILY JUSTICE INC	22DSS5411ZM	Center for Family Justice	N	\$0	\$50,000	\$0	\$50,000	7/1/2022	6/30/2024	\$100,000	\$50,000	\$50,000
Department of Social Services	THE COMMUNITY ACTION AGENCY OF WESTERN	18DSS4301ZO	Low-income households winter heating costs	N	\$0	\$7,666,986	\$0	\$7,666,986	10/1/2018	9/30/2023	\$42,706,785	\$32,200,907	\$10,505,878
Department of Social Services	THE COMMUNITY ACTION AGENCY OF WESTERN	19DSS1501ZO	CSBG and Human Service Infrastructure (HSI)	N	\$0	\$516,324	\$0	\$516,324	10/1/2019	9/30/2022	\$3,903,565	\$3,377,635	\$525,930
Department of Social Services	THE COMMUNITY ACTION AGENCY OF WESTERN	20DSS1501ZO	CSBG CARES	N	\$0	\$239,376	\$0	\$239,376	3/27/2020	9/30/2022	\$1,174,220	\$1,174,220	\$0
Department of Social Services	THE COMMUNITY ACTION AGENCY OF WESTERN	21DSS4301ZO	LIHWAP services	N	\$0	\$32,200	\$0	\$32,200	5/28/2021	9/30/2023	\$956,893	\$335,320	\$621,573
Department of Social Services	THE COMMUNITY ACTION AGENCY OF WESTERN	21DSS6101ZO	Connecticut's Community Action Agency Network	N	\$0	\$150,000	\$0	\$150,000	3/1/2022	6/30/2024	\$659,194	\$150,000	\$509,194
Department of Social Services	THE COMMUNITY ACTION AGENCY OF WESTERN	22DSS1501ZO	CSBG and Human Service Infrastructure (HSI)	N	\$477,092	\$535,785	\$0	\$1,012,877	10/1/2022	9/30/2025	\$4,815,342	\$1,012,877	\$3,802,465
Department of Social Services	THE DIAPER BANK OF CONNECTICUT INC	19DSS6003JO	Diaper assistance for needy families	N	\$737,870	\$0	\$0	\$737,870	11/1/2019	6/30/2025	\$3,583,544	\$2,106,104	\$1,477,440
Department of Social Services	THE VILLAGE FOR FAMILIES & CHILDREN INC	19DSS5702BI	Teen pregnancy prevention programming	N	\$67,914	\$0	\$0	\$67,914	7/1/2019	6/30/2022	\$711,414	\$711,414	\$0
Department of Social Services	THE VILLAGE FOR FAMILIES & CHILDREN INC	22DSS5702BI	Teen Pregnancy Prevention Programming	Y	\$256,583	\$0	\$0	\$256,583	7/1/2022	6/30/2024	\$513,165	\$256,583	\$256,582
Department of Social Services	THOMPSON ECUMENICAL EMPOWERMENT GROUP	18DSS6102AA	Provide Case Management services	N	\$3,838	\$97,280	\$0	\$101,118	10/1/2018	9/30/2024	\$466,642	\$446,582	\$20,060
Department of Social Services	UNCAS HEALTH DISTRICT	22DSS5702AR	Teen Pregnancy Prevention Services	N	\$98,281	\$0	\$0	\$98,281	7/1/2022	6/30/2024	\$196,562	\$98,281	\$98,281
Department of Social Services	UNITED SERVICES INC	21DSS5712AW	Teen Pregnancy Prevention Programming	Y	\$166,665	\$0	\$0	\$166,665	7/1/2021	6/30/2024	\$252,193	\$166,665	\$85,528
Department of Social Services	UNITED WAY OF CONNECTICUT INC	21DSS1002AX	For United Way services	N	\$6,230,662	\$0	\$0	\$6,230,662	7/1/2021	6/30/2025	\$19,607,370	\$11,148,662	\$8,458,708
Department of Social Services	VEYO LLC	17DSS1203HCREV	NEMT Transportation Services	Y	\$3,670,943	\$3,670,943	\$0	\$7,341,886	4/1/2022	3/31/2023	\$11,001,886	\$11,001,886	\$0
Department of Social Services	WESTERN CT AREA AGCY ON AGING	12DSS7102CD	Money Follows the Person - 2013	N	\$217,800	\$0	\$0	\$217,800	7/1/2012	6/30/2024	\$2,856,824	\$2,339,354	\$517,470
Total	135				\$128,890,924	\$200,622,635	\$559,630	\$330,073,189			\$2,302,908,546	\$1,548,505,218	\$754,403,328
Division of Criminal Justice	COMMUNITY PARTNERS IN ACTION INC	20DCJ11040POS01	SOR Grant Funded Resource Counselors	N	\$0	\$58,210	\$0	\$58,210	1/2/2021	9/29/2022	\$250,000	\$204,252	\$45,748
Division of Criminal Justice	CORNELL SCOTT-HILL HEALTH CORPORATION	20DCJ11041POS01	SOR Grant Funded Resource Counselor	N	\$0	\$32,852	\$0	\$32,852	1/2/2021	9/29/2022	\$125,000	\$115,395	\$9,605
Division of Criminal Justice	RECOVERY NETWORK OF PROGRAMS INC	20DCJ11042POS01	SOR Grant Funded Resource Counselor	N	\$0	\$28,379	\$0	\$28,379	1/2/2021	9/29/2022	\$125,000	\$100,414	\$24,586
Division of Criminal Justice	RELIANCE HEALTH INC	20DCJ11039POS01	SOR Grant Funded Resource counselor	N	\$0	\$10,996	\$0	\$10,996	1/2/2021	9/29/2022	\$125,000	\$52,939	\$72,061



Agency	Supplier Name	Contract ID #	Contract Description	Competitive	Payments				Terms				
					General Fund	Federal Fund	Other Fund ₂	Total FY 2023 ₃	Contract Begin Date	Contract Expire Date	Cumulative Contract Total Amount ₄	Cumulative Contract Payments ₅	Cumulative Contract Balance Remaining ₆
Total	4				\$0	\$130,437	\$0	\$130,437			\$625,000	\$473,000	\$152,000
Office of Early Childhood	ABILIS INC	20OECB2301ABI	Birth to Three System Services	Y	\$1,011,584	\$112,400	\$0	\$1,123,984	7/1/2020	6/30/2025	\$5,700,000	\$2,697,684	\$3,002,316
Office of Early Childhood	ALL OUR KIN INC	21OECGER01AOK	GEER FCCN hotspot & vouchers	N	\$0	\$40,000	\$0	\$40,000	10/1/2021	9/30/2023	\$80,000	\$80,000	\$0
Office of Early Childhood	ALLIANCE FOR COMMUNITY EMPOWERMENT INC	22OECDC01ACE	Transitional Week Child Day Care	N	\$2,175,030	\$0	\$0	\$2,175,030	6/27/2022	6/30/2024	\$5,282,892	\$2,175,030	\$3,107,862
Office of Early Childhood	AMERICAN SCHOOL FOR THE DEAF	20OECB2301ASD	Birth to Three System Services	Y	\$320,831	\$12,000	\$0	\$332,831	7/1/2020	6/30/2025	\$1,225,000	\$747,984	\$477,016
Office of Early Childhood	AW HOLDINGS LLC	20OECB2301AWH	Birth to Three System Services	Y	\$4,137,160	\$610,595	\$0	\$4,747,754	7/1/2020	6/30/2025	\$13,230,713	\$8,735,309	\$4,495,404
Office of Early Childhood	BEACON SERVICES OF CT	20OECB2301BEA	Birth to Three System Services	Y	\$3,462,289	\$379,911	\$0	\$3,842,200	7/1/2020	6/30/2025	\$16,700,000	\$9,004,964	\$7,695,036
Office of Early Childhood	BRIDGEPORT HOSPITAL	22OEUHV01BHI	Univ Nurse HV & CommHlthWkr	Y	\$0	\$1,131,534	\$0	\$1,131,534	10/1/2022	9/30/2024	\$4,487,160	\$1,131,534	\$3,355,626
Office of Early Childhood	BUILDING BRIDGES LLC	20OECB2301BBL	Birth to Three System Services	Y	\$2,232,265	\$113,625	\$0	\$2,345,890	7/1/2020	6/30/2025	\$9,210,425	\$5,679,786	\$3,530,639
Office of Early Childhood	CAPITOL REGION EDUCATION COUNCIL	20OECB2301CRE	Birth to Three System Services	Y	\$897,082	\$110,225	\$0	\$1,007,307	7/1/2020	6/30/2025	\$5,970,000	\$2,638,366	\$3,331,634
Office of Early Childhood	CENTRAL CONNECTICUT COAST YOUNG MEN'S	22OECDC01CCY	Transitional Week Child Day Care	N	\$550,511	\$0	\$0	\$550,511	6/27/2022	6/30/2024	\$1,133,907	\$550,511	\$583,396
Office of Early Childhood	CHILD AND FAMILY AGENCY OF SOUTHEASTERN	21OECHVS01CFM	Home Visiting Services	Y	\$561,513	\$27,130	\$0	\$588,643	7/1/2021	7/31/2023	\$1,524,718	\$1,110,997	\$413,721
Office of Early Childhood	CHILD AND FAMILY AGENCY OF SOUTHEASTERN	22OECDC01CFM	Transitional Week Child Day Care	N	\$237,003	\$0	\$0	\$237,003	6/27/2022	6/30/2024	\$474,352	\$237,003	\$237,349
Office of Early Childhood	CHILDREN'S THERAPY SERVICES LLC	20OECB2301CTS	Birth to Three System Services	Y	\$1,005,984	\$48,400	\$0	\$1,054,384	7/1/2020	6/30/2025	\$4,117,200	\$2,532,215	\$1,584,985
Office of Early Childhood	CITY OF BRISTOL	22OECDC01BRS	Transitional Week Child Day Care	E	\$774,127	\$0	\$0	\$774,127	6/27/2022	6/30/2024	\$1,697,489	\$774,127	\$923,363
Office of Early Childhood	CITY OF HARTFORD	22OECDC01HTD	Transitional Week Child Day Care	E	\$2,616,598	\$0	\$0	\$2,616,598	6/27/2022	6/30/2024	\$6,388,564	\$2,616,598	\$3,771,966
Office of Early Childhood	CITY OF MILFORD	22OECDC01MIL	Transitional Week Child Day Care	E	\$587,190	\$0	\$0	\$587,190	6/27/2022	6/30/2024	\$1,313,785	\$587,190	\$726,595
Office of Early Childhood	CITY OF NEW HAVEN	22OECDC01NHV	Transitional Week Child Day Care	E	\$2,148,376	\$0	\$0	\$2,148,376	6/27/2022	6/30/2024	\$4,526,291	\$2,148,376	\$2,377,914
Office of Early Childhood	CITY OF STAMFORD	22OECDC01STM	Transitional Week Child Day Care	E	\$2,031,371	\$0	\$0	\$2,031,371	6/27/2022	6/30/2024	\$4,497,783	\$2,031,371	\$2,466,412
Office of Early Childhood	CLIFFORD W BEERS GUIDANCE CLINIC INC	21OECHVS01CBI	Home Visiting Services	Y	\$496,785	\$0	\$0	\$496,785	7/1/2021	7/31/2023	\$962,885	\$806,471	\$156,415
Office of Early Childhood	COMMUNITY RENEWAL TEAM INC	22OECDC01CRT	Transitional Week Child Day Care	N	\$1,437,054	\$0	\$0	\$1,437,054	6/27/2022	6/30/2024	\$3,177,013	\$1,437,054	\$1,739,960
Office of Early Childhood	CONNECTICUT ASSOCIATION FOR THE	21OECFCP1CAE	FCCN CTShares hosting svcs	Y	\$0	\$43,771	\$0	\$43,771	7/1/2021	12/31/2022	\$88,978	\$88,978	\$0
Office of Early Childhood	CONNECTICUT CHILDREN'S MEDICAL CENTER	21OECDS01CMC	Bridging the Gap autism screen	N	\$41,707	\$0	\$0	\$41,707	3/1/2021	2/28/2024	\$300,000	\$145,583	\$154,417
Office of Early Childhood	CONNECTICUT CHILDRENS MEDICAL CENTER	21OECDS01CMCR	Bridging the Gap autism screen	N	\$48,373	\$0	\$0	\$48,373	3/1/2021	2/28/2024	\$154,417	\$48,373	\$106,044
Office of Early Childhood	CREATIVE INTERVENTIONS LLC	20OECB2301CIL	Birth to Three System Services	Y	\$2,506,978	\$239,713	\$0	\$2,746,690	7/1/2020	6/30/2025	\$12,958,713	\$7,322,999	\$5,635,714
Office of Early Childhood	EAST SHORE DISTRICT HEALTH DEPT	21OECHVS01ESD	Home Visiting Services	Y	\$46,488	\$444,603	\$0	\$491,091	7/1/2021	6/30/2023	\$926,944	\$926,944	\$0
Office of Early Childhood	EASTCONN	20OECB2301ECN	Birth to Three System Services	Y	\$724,212	\$95,400	\$0	\$819,612	7/1/2020	6/30/2025	\$4,006,000	\$2,216,685	\$1,789,315
Office of Early Childhood	EASTCONN	21OECGER01ECT	GEER iPad tracking & EC PD	N	\$0	\$1,044,236	\$0	\$1,044,236	10/1/2021	9/30/2023	\$2,088,472	\$1,566,354	\$522,118



Agency	Supplier Name	Contract ID #	Contract Description	Competitive ₁	Payments				Terms				
					General Fund	Federal Fund	Other Fund ₂	Total FY 2023 ₃	Contract Begin Date	Contract Expire Date	Cumulative Contract Total Amount ₄	Cumulative Contract Payments ₅	Cumulative Contract Balance Remaining ₆
Office of Early Childhood	EASTER SEAL REHABILITATION CENTER OF	20OECB2301ESW	Birth to Three System Services	Y	\$240,339	\$18,800	\$0	\$259,139	7/1/2020	6/30/2025	\$2,000,000	\$661,649	\$1,338,351
Office of Early Childhood	EDADVANCE	20OECB2301ECI	Birth to Three System Services	Y	\$1,684,737	\$112,230	\$0	\$1,796,967	7/1/2020	6/30/2025	\$7,000,000	\$4,252,749	\$2,747,251
Office of Early Childhood	EDADVANCE	21OECFCC01ECI	Family Child Care Network services	N	\$0	\$129,375	\$0	\$129,375	7/1/2021	9/30/2022	\$646,875	\$646,875	\$0
Office of Early Childhood	EDADVANCE	21OECV501ECI	Home Visiting Services	Y	\$605,913	\$1,366,180	\$0	\$1,972,093	7/1/2021	7/31/2023	\$4,785,349	\$3,930,579	\$854,769
Office of Early Childhood	EMPOWERED BEGINNINGS LLC	19OECOR01EMB	Doula training and services	N	\$0	\$26,625	\$0	\$26,625	7/1/2019	5/31/2023	\$43,139	\$38,830	\$4,309
Office of Early Childhood	EXCHANGE CLUB CENTER FOR THE PREVENTION	21OECV501HFK	Home Visiting Services	Y	\$835,698	\$32,590	\$0	\$868,288	7/1/2021	6/30/2023	\$1,698,487	\$1,679,311	\$19,176
Office of Early Childhood	FAMILY & CHILDRENS AGENCY INC	21OECV501FCY	Home Visiting Services	Y	\$1,289,866	\$44,110	\$0	\$1,333,976	7/1/2021	6/30/2023	\$2,399,444	\$2,308,334	\$91,111
Office of Early Childhood	FAMILY CENTERED SERVICES OF CT INC	21OECV501FCS	Home Visiting Services	Y	\$858,406	\$377,499	\$0	\$1,235,904	7/1/2021	7/31/2023	\$3,221,376	\$2,590,068	\$631,308
Office of Early Childhood	FAMILY CENTERS INC	21OECV501FCG	Home Visiting Services	Y	\$1,268,731	\$34,170	\$0	\$1,302,901	7/1/2021	6/30/2023	\$2,428,656	\$2,379,289	\$49,366
Office of Early Childhood	FAMILY CENTERS INC	22OECDC01FCG	Transitional Week Child Day Care	N	\$548,969	\$0	\$0	\$548,969	6/27/2022	6/30/2024	\$1,248,561	\$548,969	\$699,592
Office of Early Childhood	HALL NEIGHBORHOOD HOUSE INC	22OECDC01HMH	Transitional Week Child Day Care	N	\$1,421,697	\$0	\$0	\$1,421,697	6/27/2022	6/30/2024	\$3,098,173	\$1,421,697	\$1,676,476
Office of Early Childhood	HARC INC	20OECB2301HAR	Birth to Three System Services	Y	\$971,173	\$70,000	\$0	\$1,041,173	7/1/2020	6/30/2025	\$5,341,000	\$2,563,755	\$2,777,245
Office of Early Childhood	HOSPITAL OF CENTRAL CONNECTICUT	21OECV501HCC	Home Visiting Services	Y	\$102,278	\$924,961	\$0	\$1,027,239	7/1/2021	6/30/2023	\$1,852,869	\$1,818,795	\$34,074
Office of Early Childhood	HUMAN RESOURCES AGENCY OF	22OECDC01HRA	Transitional Week Child Day Care	N	\$887,332	\$0	\$0	\$887,332	6/27/2022	6/30/2024	\$2,453,209	\$887,332	\$1,565,878
Office of Early Childhood	INTERFAITH SOCIAL ACTION CORPORATION	22OECDC01INT	Transitional Week Child Day Care	N	\$792,504	\$0	\$0	\$792,504	6/27/2022	6/30/2024	\$1,585,122	\$792,504	\$792,618
Office of Early Childhood	KANGAROO'S KORNER INC	22OECDC01KAN	Transitional Week Child Day Care	N	\$174,917	\$0	\$0	\$174,917	6/27/2022	6/30/2024	\$354,508	\$174,917	\$179,590
Office of Early Childhood	MANSFIELD TOWN TREASURER	22OECDC01MNS	Transitional Week Child Day Care	E	\$516,432	\$0	\$0	\$516,432	6/27/2022	6/30/2024	\$1,146,301	\$516,432	\$629,868
Office of Early Childhood	MERIDEN TOWN TREASURER	22OECDC01MER	Transitional Week Child Day Care	E	\$1,078,966	\$0	\$0	\$1,078,966	6/27/2022	6/30/2024	\$1,997,143	\$1,078,966	\$918,177
Office of Early Childhood	MOUNT OLIVE CHILD DEVELOPMENT CENTER INC	22OECDC01MTO	Transitional Week Child Day Care	N	\$2,043,653	\$0	\$0	\$2,043,653	6/27/2022	6/30/2024	\$5,384,084	\$2,043,653	\$3,340,431
Office of Early Childhood	NAUGATUCK TOWN TREASURER	22OECDC01NAU	Transitional Week Child Day Care	E	\$387,528	\$0	\$0	\$387,528	6/27/2022	6/30/2024	\$792,561	\$387,528	\$405,033
Office of Early Childhood	NEW CANAAN TOWN TREASURER	22OECDC01NCN	Transitional Week Child Day Care	E	\$219,096	\$0	\$0	\$219,096	6/27/2022	6/30/2024	\$564,328	\$219,096	\$345,232
Office of Early Childhood	NEW ENGLAND CENTER FOR HEARING	20OECB2301NEC	Birth to Three System Services	Y	\$199,995	\$0	\$0	\$199,995	7/1/2020	6/30/2025	\$375,000	\$313,274	\$61,726
Office of Early Childhood	NEW OPPORTUNITIES INC	22OECDC01NOP	Transitional Week Child Day Care	N	\$1,879,352	\$0	\$0	\$1,879,352	6/27/2022	6/30/2024	\$4,666,755	\$1,879,352	\$2,787,403
Office of Early Childhood	NEWTOWN TOWN TREASURER	22OECDC01NWT	Transitional Week Child Day Care	E	\$299,784	\$0	\$0	\$299,784	6/27/2022	6/30/2024	\$594,421	\$299,784	\$294,636
Office of Early Childhood	NORWALK TOWN TREASURER	22OECDC01NWK	Transitional Week Child Day Care	E	\$1,632,579	\$0	\$0	\$1,632,579	6/27/2022	6/30/2024	\$3,909,501	\$1,632,579	\$2,276,922
Office of Early Childhood	NUBEING DOULA SERVICES LLC	19OECOR01NBD	Doula training and services	N	\$0	\$36,593	\$0	\$36,593	7/1/2019	5/31/2023	\$47,379	\$46,039	\$1,340
Office of Early Childhood	OUR LADY OF FATIMA CHILD CARE CENTER	22OECDC01OLF	Transitional Week Child Day Care	N	\$488,674	\$0	\$0	\$488,674	6/27/2022	6/30/2024	\$970,295	\$488,674	\$481,621
Office of Early Childhood	PLAINVILLE EARLY LEARNING CENTER	22OECDC01PLA	Transitional Week Child Day Care	N	\$385,619	\$0	\$0	\$385,619	6/27/2022	6/30/2024	\$764,148	\$385,619	\$378,529



Agency	Supplier Name	Contract ID #	Contract Description	Competitive ₁	Payments				Terms				
					General Fund	Federal Fund	Other Fund ₂	Total FY 2023 ₃	Contract Begin Date	Contract Expire Date	Cumulative Contract Total Amount ₄	Cumulative Contract Payments ₅	Cumulative Contract Balance Remaining ₆
Office of Early Childhood	PROJECT INTERACT INC	20OECB2301PII	Birth to Three System Services	Y	\$430,359	\$25,000	\$0	\$455,359	7/1/2020	6/30/2025	\$2,500,000	\$1,249,449	\$1,250,551
Office of Early Childhood	PROSPECT MANCHESTER HOSPITAL INC	21OECHV501PMH	Home Visiting Services	Y	\$109,076	\$1,464,520	\$0	\$1,573,596	7/1/2021	6/30/2023	\$2,076,652	\$2,037,736	\$38,916
Office of Early Childhood	PUBLIC CONSULTING GROUP LLC	21OECB2301PCG	EIS program billing system	N	\$203,221	\$228,102	\$0	\$431,323	8/1/2021	6/30/2024	\$1,898,933	\$1,061,834	\$837,099
Office of Early Childhood	REACHOUT INC	20OECB2301RCT	Birth to Three System Services	Y	\$697,762	\$80,225	\$0	\$777,987	7/1/2020	6/30/2025	\$5,000,000	\$1,988,807	\$3,011,193
Office of Early Childhood	REHABILITATION ASSOCIATES OF	20OECB2301RAC	Birth to Three System Services	Y	\$5,402,671	\$613,706	\$0	\$6,016,376	7/1/2020	6/30/2025	\$23,579,400	\$14,209,595	\$9,369,805
Office of Early Childhood	RIVERFRONT CHILDREN'S CENTER INC	22OECDC01RCC	Transitional Week Child Day Care	N	\$348,495	\$0	\$0	\$348,495	6/27/2022	6/30/2024	\$711,528	\$348,495	\$363,033
Office of Early Childhood	SARAH INC	20OECB2301SAR	Birth to Three System Services	Y	\$3,238,103	\$371,845	\$0	\$3,609,947	7/1/2020	6/30/2025	\$18,500,000	\$9,372,632	\$9,127,368
Office of Early Childhood	SB TRANSITIONAL SUB LLC	21OECB2301SBT	Birth to Three System Services	N	\$746,283	\$54,200	\$0	\$800,483	5/1/2021	6/30/2025	\$6,666,650	\$1,265,078	\$5,401,572
Office of Early Childhood	SOUTHFIELD CHILDRENS CENTER INC	22OECDC01SCC	Transitional Week Child Day Care	N	\$615,088	\$0	\$0	\$615,088	6/27/2022	6/30/2024	\$1,290,598	\$615,088	\$675,510
Office of Early Childhood	SPARKLER LEARNING INC	22OECB2501SPK	Sparkler app training & TA	N	\$0	\$659,750	\$0	\$659,750	12/31/2022	12/30/2023	\$1,438,000	\$659,750	\$778,250
Office of Early Childhood	ST ANDREW'S UNITED METHODIST CHURCH	22OECDC01SAU	Transitional Week Child Day Care	N	\$277,841	\$0	\$0	\$277,841	6/27/2022	6/30/2024	\$554,054	\$277,841	\$276,213
Office of Early Childhood	ST MARKS DAY CARE CENTER	22OECDC01SMC	Transitional Week Child Day Care	N	\$883,859	\$0	\$0	\$883,859	6/27/2022	6/30/2024	\$1,865,806	\$883,859	\$981,947
Office of Early Childhood	STAYWELL HEALTH CARE INC	21OECHV501SHC	Home Visiting Services	Y	\$645,969	\$13,600	\$0	\$659,569	7/1/2021	6/30/2023	\$1,750,509	\$1,303,102	\$447,407
Office of Early Childhood	STUDENT PARENTING AND FAMILY	22OECDC01SPF	Transitional Week Child Day Care	N	\$306,830	\$0	\$0	\$306,830	6/27/2022	6/30/2024	\$784,208	\$306,830	\$477,377
Office of Early Childhood	TEAM INC	22OECDC01TEM	Transitional Week Child Day Care	N	\$1,050,111	\$0	\$0	\$1,050,111	6/27/2022	6/30/2024	\$2,285,903	\$1,050,111	\$1,235,791
Office of Early Childhood	TERRYVILLE-PLYMOUTH DAY CARE CENTER INC	22OECDC01TER	Transitional Week Child Day Care	N	\$182,813	\$0	\$0	\$182,813	6/27/2022	6/30/2024	\$401,430	\$182,813	\$218,617
Office of Early Childhood	THAMES VALLEY COUNCIL FOR COMMUNITY	21OECHV501TVC	Home Visiting Services	Y	\$855,044	\$1,977,168	\$0	\$2,832,212	7/1/2021	7/31/2023	\$5,925,295	\$4,603,235	\$1,322,060
Office of Early Childhood	THAMES VALLEY COUNCIL FOR COMMUNITY	22OECDC01TVC	Transitional Week Child Day Care	N	\$3,440,988	\$0	\$0	\$3,440,988	6/27/2022	6/30/2024	\$8,882,069	\$3,440,988	\$5,441,080
Office of Early Childhood	THE CHILD AND FAMILY GUIDANCE CENTER	21OECHV501CFG	Home Visiting Services	Y	\$98,129	\$947,023	\$0	\$1,045,152	7/1/2021	6/30/2023	\$2,022,129	\$1,790,026	\$232,103
Office of Early Childhood	THE CHILD AND FAMILY GUIDANCE CENTER	22OECMHV01CFG	MIECHV ARPA	N	\$0	\$66,286	\$0	\$66,286	11/1/2022	9/30/2024	\$176,762	\$66,286	\$110,476
Office of Early Childhood	THE CHILDREN'S COMMUNITY PROGRAMS	21OECHV501CCP	Home Visiting Services	Y	\$393,594	\$12,340	\$0	\$405,934	7/1/2021	6/30/2023	\$729,280	\$643,436	\$85,844
Office of Early Childhood	THE COMMUNITY ACTION AGENCY OF WESTERN	22OECDC01AWC	Transitional Week Child Day Care	N	\$765,391	\$0	\$0	\$765,391	6/27/2022	6/30/2024	\$1,960,404	\$765,391	\$1,195,013
Office of Early Childhood	THE CONNECTICUT INSTITUTE FOR THE BLIND	18OECB2301CIB	B23 Assistive Technology	N	\$0	\$83,273	\$0	\$83,273	7/1/2018	6/30/2023	\$646,000	\$363,931	\$282,069
Office of Early Childhood	THE CONNECTICUT INSTITUTE FOR THE BLIND	21OECGER01CIB	GEER iPad distribution to B23	N	\$0	\$40,000	\$0	\$40,000	10/1/2021	9/30/2023	\$80,000	\$80,000	\$0
Office of Early Childhood	THE DIAPER BANK OF CONNECTICUT INC	22OECHV501DBC	Emergency supply distribution	N	\$0	\$343,290	\$0	\$343,290	1/1/2022	9/30/2023	\$915,440	\$801,010	\$114,430
Office of Early Childhood	THE VILLAGE FOR FAMILIES & CHILDREN INC	21OECHV501VFC	Home Visiting Services	Y	\$2,151,399	\$1,132,363	\$0	\$3,283,762	7/1/2021	6/30/2023	\$6,108,365	\$5,911,628	\$196,737
Office of Early Childhood	THERACARE	20OECB2301TRC	Birth to Three System Services	Y	\$1,383,021	\$73,850	\$0	\$1,456,871	7/1/2020	6/30/2025	\$17,200,000	\$4,443,682	\$12,756,318
Office of Early Childhood	TORRINGTON TOWN TREASURER	22OECDC01TOR	Transitional Week Child Day Care	E	\$298,297	\$0	\$0	\$298,297	6/27/2022	6/30/2024	\$594,421	\$298,297	\$296,123



Agency	Supplier Name	Contract ID #	Contract Description	Competitive ₁	Payments			Total FY 2023 ₃	Terms				
					General Fund	Federal Fund	Other Fund ₂		Contract Begin Date	Contract Expire Date	Cumulative Contract Total Amount ₄	Cumulative Contract Payments ₅	Cumulative Contract Balance Remaining ₆
Office of Early Childhood	TOWN OF BLOOMFIELD	22OECCDC01BLM	Transitional Week Child Day Care	E	\$430,686	\$0	\$0	\$430,686	6/27/2022	6/30/2024	\$1,029,379	\$430,686	\$598,693
Office of Early Childhood	TOWN OF BRANFORD	22OECCDC01BRN	Transitional Week Child Day Care	E	\$401,690	\$0	\$0	\$401,690	6/27/2022	6/30/2024	\$969,656	\$401,690	\$567,966
Office of Early Childhood	TOWN OF CHESHIRE	20OECB2301CPS	Birth to Three System Services	E	\$285,336	\$47,250	\$0	\$332,586	7/1/2020	6/30/2025	\$1,231,875	\$705,249	\$526,626
Office of Early Childhood	TOWN OF ENFIELD	22OECCDC01ENF	Transitional Week Child Day Care	E	\$914,748	\$0	\$0	\$914,748	6/27/2022	6/30/2024	\$1,847,284	\$914,748	\$932,536
Office of Early Childhood	TOWN OF GUILFORD	22OECCDC01GLF	Transitional Week Child Day Care	E	\$192,047	\$0	\$0	\$192,047	6/27/2022	6/30/2024	\$475,537	\$192,047	\$283,490
Office of Early Childhood	TOWN OF HAMDEN	22OECCDC01HAM	Transitional Week Child Day Care	E	\$288,515	\$0	\$0	\$288,515	6/27/2022	6/30/2024	\$594,421	\$288,515	\$305,905
Office of Early Childhood	TOWN OF MANCHESTER	22OECCDC01MAN	Transitional Week Child Day Care	E	\$511,738	\$0	\$0	\$511,738	6/27/2022	6/30/2024	\$1,080,415	\$511,738	\$568,677
Office of Early Childhood	TOWN OF NEW MILFORD	22OECCDC01NML	Transitional Week Child Day Care	E	\$400,299	\$0	\$0	\$400,299	6/27/2022	6/30/2024	\$840,112	\$400,299	\$439,813
Office of Early Childhood	TOWN OF SOUTHWINGTON	22OECCDC01SOU	Transitional Week Child Day Care	E	\$415,640	\$0	\$0	\$415,640	6/27/2022	6/30/2024	\$891,631	\$415,640	\$475,991
Office of Early Childhood	TOWN OF WALLINGFORD	22OECCDC01WAL	Transitional Week Child Day Care	E	\$638,023	\$0	\$0	\$638,023	6/27/2022	6/30/2024	\$1,265,019	\$638,023	\$626,996
Office of Early Childhood	UNITED WAY OF CONNECTICUT INC	20OECB2301UWC	Birth to 3 ASQ Info & Referral	N	\$0	\$455,079	\$0	\$455,079	7/1/2020	6/30/2025	\$2,480,000	\$1,292,348	\$1,187,652
Office of Early Childhood	UNITED WAY OF CONNECTICUT INC	22OECCDF01UWC	SFY23 United Way Admin	N	\$13,180,425	\$1,173,896	\$0	\$14,354,321	7/1/2022	6/30/2024	\$29,069,287	\$14,354,321	\$14,714,966
Office of Early Childhood	UNITED WAY OF WESTERN CONNECTICUT	21OECFCC01UWW	Family Child Care Network services	Y	\$0	\$23,750	\$0	\$23,750	7/1/2021	11/30/2022	\$118,750	\$118,750	\$0
Office of Early Childhood	VISITING NURSE ASSOCIATION OF	21OECHVS01VNR	Home Visiting Services	Y	\$583,418	\$27,789	\$0	\$611,207	7/1/2021	6/30/2023	\$1,140,720	\$1,078,526	\$62,194
Office of Early Childhood	WEST HAVEN TOWN TREASURER	22OECCDC01WHV	Transitional Week Child Day Care	E	\$751,668	\$0	\$0	\$751,668	6/27/2022	6/30/2024	\$1,623,641	\$751,668	\$871,974
Office of Early Childhood	WHEELER CLINIC INC	21OECHVS01WHC	Home Visiting Services	Y	\$83,680	\$986,308	\$0	\$1,069,988	7/1/2021	6/30/2023	\$1,810,080	\$1,523,299	\$286,781
Office of Early Childhood	WINDHAM REGIONAL COMMUNITY COUNCIL INC	22OECCDC01WRC	Transitional Week Child Day Care	N	\$159,542	\$0	\$0	\$159,542	6/27/2020	6/30/2024	\$317,024	\$159,542	\$157,483
Office of Early Childhood	WINSTED AREA CHILD CARE CENTER INC	22OECCDC01WIN	Transitional Week Child Day Care	N	\$449,593	\$0	\$0	\$449,593	6/27/2022	6/30/2024	\$924,698	\$449,593	\$475,105
Office of Early Childhood	YALE NEW HAVEN HOSPITAL	21OECHVS01YNH	Home Visiting Services	Y	\$0	\$261,550	\$0	\$261,550	7/1/2021	6/30/2022	\$1,040,000	\$1,040,000	\$0
Office of Early Childhood	YALE NEW HAVEN HOSPITAL	22OECHVS01YNH	Home Visiting Services	Y	\$1,088,028	\$30,560	\$0	\$1,118,588	7/1/2022	6/30/2023	\$1,128,028	\$1,118,588	\$9,440
Office of Early Childhood	YMCA OF METROPOLITAN HARTFORD INC	22OECCDC01GHY	Transitional Week Child Day Care	N	\$619,406	\$0	\$0	\$619,406	6/27/2022	6/30/2024	\$1,661,272	\$619,406	\$1,041,866
Total	104				\$96,783,573	\$18,819,397	\$0	\$115,602,971			\$341,675,047	\$183,450,740	\$158,224,307
GRAND TOTAL	1412				\$1,280,584,789	\$540,253,164	\$764,067,633	\$2,584,905,586			\$10,230,952,449	\$6,785,965,562	\$3,444,528,466

1. The competitive column includes: Competitive solicitations listed as Y; Non-Competitive Solicitations listed as N; Contracts under \$20,000 or contracts with towns, cities, and political subdivisions listed as E, Qualification for services listed as Q, Mixed master contracts listed as M (All coding described in narrative).

2. The other fund column can include non-federal grants, pass through grants, bond funds, and restricted state grants.

3. The total FY 2023 column represents total payments for the combined general fund, federal fund, and other fund.

4. The cumulative contract total amount is an estimate of what the contract will cost throughout the entirety of its term.

5. The cumulative contract payments is the sum of all payments that have been made on a contract from the beginning of its term through the end of FY 2023.

6. The cumulative contract balance remaining is the difference between the cumulative contract total amount and the cumulative contract payment.