



State of Connecticut
OFFICE OF POLICY AND MANAGEMENT

REPORT TO THE GENERAL ASSEMBLY

Purchase of Service Contracts

Fiscal Year 2020

Melissa McCaw
Secretary
Office of Policy and Management
450 Capitol Avenue
Hartford, Connecticut 06106

Submitted September 30, 2020



STATE OF CONNECTICUT
OFFICE OF POLICY AND MANAGEMENT

September 30, 2020

The Honorable Joe Aresimowicz
Speaker of the House
Connecticut General Assembly

The Honorable Themis Klarides
House Minority Leader
Connecticut General Assembly

The Honorable Martin Looney
President Pro Tempore
Connecticut General Assembly

The Honorable Len Fasano
Senate Minority Leader
Connecticut General Assembly

This report fulfills the statutory responsibility of the Office of Policy and Management pursuant to [C.G.S. § 4-70b](#) to report on the Purchase of Service (POS) contracting activity of State Agencies. In addition, C.G.S. §4-70b(c) requires that the report include an assessment of the aggregate financial condition of non-profit, community-based health and human service agencies that enter into POS contracts.

This report seeks to provide information to state legislators, policymakers, and the public about Health and Human Service State Agencies' Purchase of Service activity for State fiscal year 2020 as well as the aggregate financial condition of 67 random nonprofit providers for 2019.

We welcome your questions and comments.

A handwritten signature in blue ink that reads "Melissa McCaw".

Melissa McCaw
Secretary
Office of Policy and Management

This page is intentionally left blank

TABLE OF CONTENTS

	Page
Introduction	4
A. Purpose	4
B. Background	4
C. Statutes	4
D. Scope and Methodology	5
E. Recent Purchase of Service Activity	6
F. Specific Agency Human Service Procurement Models	7
G. Future Activities	10
H. Aggregate Financial Condition of Non-Profit Providers of POS Services	10
I. Inquiries	17
Part I. POS Data	
A. POS FY 2020 and FY 2019 Contracts and Payment Comparison	18
B. POS FY 2020 Comparison by Agency Competitive Analysis	19
C. POS FY 2020 Summary Report by Agency	20
D. POS FY 2020 Report Detail by Agency	21

INTRODUCTION

A. Purpose

This document summarizes information regarding Purchase of Service (POS) contracting activity of State agencies for State Fiscal Year (SFY) 2020. As required by [Connecticut General Statutes \(C.G.S.\) Section 4-70b\(c\)](#), this report includes an assessment of the aggregate financial condition of non-profit, community based health and human services agencies that enter into POS contracts. This reporting period is the first to reflect statutory provisions aimed at improving procurement processes and outcomes for POS contracts that — with the Office of Policy and Management’s (OPM) support — were included in Sections 103-105 of [Public Act 19-117](#), an act concerning the State Budget for the Biennium Ending June 30, 2021. It is also important to note that this reporting period was heavily impacted by the Covid-19 pandemic, which called for state agencies to meet unexpected demand for emergency health services and limit service disruption for Connecticut residents, non-profits, and businesses. As a result, the implementation of some statutory provisions was delayed or impeded as OPM prioritized agencies’ need for flexibility and support during this emergency.

B. Background

A *Purchase of Service* contract is a contract between a State agency and a private provider organization or municipality for the purpose of obtaining direct health and human services for agency clients. [C.G.S. § 4-70b](#). The contract generally is not used for the sole purpose of purchasing administrative or clerical services, material goods, training and consulting services. POS contracts cannot be used to contract with individuals.

Using the OPM standard contract template, an agency may enter into a POS contract for a single year or for multiple years. It may be either a competitive or non-competitive contract. A contract may cover a number of services and be amended for a variety of reasons during its term.

For SFY 2020, there were ten agencies in the current POS system: Department of Aging and Disability Services, Department of Children and Families, Department of Correction, Department of Developmental Services, Department of Housing, Department of Mental Health and Addiction Services, Department of Public Health, Department of Social Services, Division of Criminal Justice, and Office of Early Childhood.

C. Relevant Statutes

[C.G.S. § 4-70b](#) requires OPM to “establish uniform policies and procedures for obtaining, managing and evaluating the quality and cost effectiveness of human services purchased from private providers.” Further, OPM is required to “ensure all state agencies which purchase human services comply with such policies and procedures” and to report annually to the General Assembly on the state’s purchase of service contracting activity.

[C.G.S. § 4-230 to 4-236](#) requires a non-profit organization that expends \$300,000 or more in state funds in its fiscal year to submit to a uniform audit within six months of the close of the fiscal year end. OPM administers the State Single Audit for municipalities and non-profit entities. Additionally, OPM is required to “adopt regulations establishing uniform standards which prescribe the cost accounting principles to be used in the administration of state financial assistance by the recipients of such assistance.”

An [Attorney General's opinion dated November 9, 2005](#) stated that there is no legal distinction between a POS contract and a Personal Service Agreement (PSA). It also stated that the statutes that apply to PSAs, [CGS §4-212](#) et seq., also apply to POS contracts. Recently, OPM implemented the CORE requisition system that requires agencies to submit requests to OPM prior to entering into a contract.

D. Scope and Methodology

This report describes the contracting activities of executive branch agencies with respect to POS contracts for SFY 2020. Contracting activities of the legislative and judicial branches of state government are excluded from this report.

The POS data represented in this report is captured from Core-CT and the Statewide Analytical Reporting System (STARS). POS Agencies are required to enter the contract requisition into the eProcurement module within Core-CT. A workflow of approvers is built into the requisition system. After the final approval at OPM, the requisition is ready to become a contract. This new system cuts down on duplicative entry and can be implemented as a completely paperless system. DocuSign is the vendor who was selected to sign the contracts. The data presented in this report is only as accurate as the data entered by State agencies into Core-CT.

OPM summarizes the information obtained from Core-CT and submits an annual report to the General Assembly. The data in this report represents POS contracts that were in effect during SFY 2020. POS contracts can range from a few months to several years in duration. Accordingly, the total dollar amount of a POS contract may represent several years of activity. Also, many POS contracts overlap during a fiscal year. For example, if a POS contract ends December 31st and a new contract starts with the same provider on January 1st, then two contracts (and two contract amounts) would be included in this report. Due to these factors, this report represents several years of POS contracting activity, not just annual activity.

The payment amounts presented in this report are payments made by State agencies to Purchase of Service contractors during SFY 2020. Please note that annual payment amounts are often substantially less than the cumulative total contract amounts. This is because the cumulative contract amounts represent more than one year of contracting activity while the payment amounts represent activity for one year. For this reason, the annual payment amounts are a better gauge of annual contracting activity.

In SFY 2019, this report was modified to improve transparency and address past miscommunication about the prevalence of non-competitive procurements. The "exempt" (E) contract category was also introduced, to provide a more accurate overview of competitive contracting across the state. Pursuant to [C.G.S. § 4-214](#), contracts with an annual value of not more than \$20,000 are exempt from OPM approval. The exempt category applies to all contracts that do not need OPM approval per statute based on the dollar amount of the contract, and to towns and cities who have contracts with state agencies and receive pass-through funds. The "qualified" (Q) category applies to payments made under DDS contracts, which allow DDS clients to choose services from a list of qualified providers. Finally, the summary charts now feature comparisons in aggregate and by agency for competitive contracting, to highlight actual changes over time.

In SFY 2020, the "mixed" (M) category is used in the Detail by Agency section of the SFY 2020 report for master contracts issued by the Department of Children and Families and the Department of Mental Health and Addiction Services. These master contracts are consolidated contracts for a range of

programs and services delivered by one provider, of which some programs within the contract are competitively bid, while other programs are not competitively bid. The mixed category is a temporary measure to reflect this. OPM has worked closely with agencies to determine the precise breakdown of competitive and non-competitive payments made under these master contracts, and adjusted the Competitive Analysis section of report to reflect those true proportions. The CORE system does not have the capability to report contracts at the program level for competitive procurement. In future years, by working together with agencies and the Comptroller's Office to make updates to the CORE system, OPM will be able to more accurately report on the proportions of competitive and non-competitive procurement within a master contract.

E. Recent POS Activity

Legislation effective July 1st, 2019 created new requirements to increase transparency and competition in procurement and contracting. Beginning in 2020, OPM implemented these new policies, including collection of three-year forward-looking procurement plans for all POS/PSA solicitations, as well as the posting of sole-source waivers with justifications. OPM has also established new expectations across agencies to decrease the number of non-competitive solicitations and ensure outcomes-oriented contract selections. OPM now requires more rigorous justification requests for waivers of the competitive bidding process for POS contracts. Waivers are no longer granted without adequate justification and substantiation. These policies are designed in recognition of OPM's accountability to taxpayers and our mission to achieve the most cost-effective procurement process possible.

More than a decade since its inception, the POS project continues to build upon past standardization efforts. Examples of recent efforts include the following:

- As of 2020, OPM now publicly posts monthly reports summarizing all granted sole-source waivers on its website, to promote transparency and set benchmarks to minimize waiver use.
- OPM enhanced the sole source waiver codes within CORE to more realistically reflect the reasons agencies request waivers from competitive procurement.
- Monthly, OPM convenes a meeting of the State's contract managers from health and human services agencies to discuss and resolve issues of mutual concern, identify upcoming high-priority procurements, share best practices, and clarify OPM policies.
- In SFY 2020, OPM developed and implemented a CORE requisition module to automate the procurement requests for all agencies with proper workflow approvals within the system.
- In SFY 2020, OPM built templates for three-year procurement plans to be collected from all POS agencies.
- As required, OPM coordinates any updates or revisions of the State's standard contract for POS with the Attorney General's Office and the POS agencies.
- OPM develops and maintains contracting forms as required by State statutes or the Governor's Executive Orders, including ethics affidavits and nondiscrimination certifications.

For much of SFY 2020, OPM undertook this reform agenda while also taking necessary action to support sister agencies in responding to the global Covid-19 pandemic. In March, Governor Lamont declared a public health emergency statewide, and by the end of June 2020, Connecticut agencies' emergency procurement efforts led to over \$100 million in spending on emergency procurement. OPM, along with DSS, was instrumental in drafting Executive Order 7GG, which facilitated and streamlined emergency procurement processes. Because of these exceptional circumstances, some requirements concerning competitive procurement were suspended, to help agencies quickly adapt to supply chain constraints

and ensure continuity of care for vulnerable populations. Implementation of some new OPM policies, such as the public release of agency procurement plans, was also delayed. Unprecedented federal funding was made available to state agencies to be used for emergency procurement via the CARES Act, for which OPM has led tracking and reporting efforts to ensure accountability.

The share of payments made under non-competitive POS contracts slightly increased between SFY 2019 and SFY 2020, by four percentage points, following a 27-point decrease between SFY 2018 and SFY 2019. The largest share of these non-competitive POS payments are made by the Department of Mental Health and Addiction Services, the Department of Children and Families, and the Department of Social Services. Within these agencies, the largest non-competitive POS contracts deliver clinical, evidence-based, inpatient, and residential care to vulnerable populations—services for which competitive contracting is not a realistic option due to the need to ensure continuity care and a highly limited number of qualified providers. It is also important to note these competition numbers do not reflect the much larger share of DAS Master Contracts that historically have been competitively bid in approximately 80-90% of cases. OPM considers the increase in the share of non-competitive spending to be understandable given the demands on procurement imposed by the Covid-19 pandemic.

F. Specific Agency Human Service Procurement Models

Although this report highlights aggregated data on POS procurements across the state, each health and human service agency operates significantly different service models. This may result in data outcomes for competitive contracting that are difficult to generalize or compare across agencies. In general, human service procurement is different than traditional goods and services procurement that involves the straightforward submission of proposals by vendors to compete on a range of evaluation criteria like cost, quality and company history. For example, many agencies procure at the service line level rather than by provider. This means a group of programs are competitively rebid at one time impacting multiple providers, which results in amendments to master contracts that add or remove programs to a provider's current suite of services. Rarely is a provider's entire range of state services competitively rebid at one time. Some other agencies utilize a process in which individuals can choose his/her provider from a list of pre-qualified entities. While a standard RFP is not issued, these agencies conduct a thorough ongoing evaluation process to ensure continued quality and allow individuals to conduct their own "competitive procurement" each time they choose a provider.

Due to these differences, each agency in the POS system supplied additional background below to characterize their procurement service models. OPM has excerpted the agency information in order to better understand data outcomes in the overall report. However, we note that this information reflects the views and perspectives of the agencies, and OPM has included footnotes to provide its perspective where appropriate.

Department of Children and Families (DCF):

DCF contracts with about 100 private not-for-profit contractors to deliver approximately 80 different types of community-based, home-based and congregate care service types. The service types funded through these POS contracts comprise the network of behavioral health, child welfare, prevention and support services for the populations DCF is mandated to serve. DCF currently uses a "master" contract format in which anywhere from one to 40 different, separately funded service types (individual "programs") are contained in one consolidated contract with the same provider. As of 2020, the majority of these contracts, which encompass 330 individual programs, range in term from one to three years with termination dates staggered to ensure that all contracts are not expiring within the same

timeframe. The Department's procurement schedule is based on the individual service types within the contract. As a service type comes up for rebid, the individual program of that type in the master contract is terminated in that contract (leaving the remaining programs in the contract active) and new bids are solicited for that service type.

DCF uses a 3-pronged approach to procurement. All new service types are initially procured through RFP; all new individual programs added within an existing service type are initially procured through RFP and all service types are rebid per the Department's approved Procurement Schedule. The Department's goal is to ensure that every service type is rebid at least every 10 years.¹ This timeframe is based on a number of contributing factors including resources and limited staffing, continuity of care for the children of the State of Connecticut, the costs associated with procurement (transition and closeout of terminating programs and implementation and training costs for newly awarded programs) and the stability of DCF's provider network (staff retention, infrastructure, bonding, etc.). Based on this timeframe, in previous annual reports, DCF had labeled all services rebid within the last 10 years as competitive. As of SFY 2020, in compliance with new OPM guidance intended to improve the accuracy of reporting on competitive POS procurement, DCF now only labels services as competitive if they have been rebid within the last five years. This report is the first to reflect that change.

Department of Corrections (DOC):

DOC contracts with nearly 35 providers to deliver approximately 47 services ranging from reentry support to mental health services. The Strategic Planning Analysis Research and Contracts ("SPARC") team reviews utilization data, facility wait lists and trending service needs of the offender population to identify areas and programs that would be best served with additional procurement. SPARC then initiates the development of an RFP for the identified services. The development of the RFP includes subject matter experts in the appropriate field within DOC (substance abuse, mental health, employment, women and children, medical, etc.). After collecting RFP responses, a review committee evaluates and scores proposals to develop recommendations to submit to the Commissioner for approval to begin negotiation with the designated provider.

In addition, DOC partners with other state agencies (e.g. Judicial Branch, DSS, DMHAS) when like programs and/or services are needed that will meet the requirements of the agency. This procurement partnership approach is beneficial to each agency because of its administrative efficiency and the programmatic value of pooling clients. Through this approach, DOC is best able to streamline the procurement process, while addressing changing client needs.

Department of Developmental Services (DDS):

DDS has approximately 150 POS contracts in place to deliver family supports ranging from residential services and in-home supports to employment assistance. The agency has a long history of providing individuals who receive DDS funded services with the opportunity to make choices in their personal lives. The DDS Mission Statement encourages individuals and their families to choose the provider best able to support their needs when entering the system. This is exemplified by DDS' portability policies and procedures allowing individuals in Residential and Day programs the ability to exercise choice by taking their funding and moving to another program. Individuals and families can use the funds to purchase services from any qualified provider.

¹ In 2019, as a part of procurement reform efforts, OPM shifted to using three-year contracts with possibility of two one-year extensions.

Individuals choose their services from a list of DDS Qualified Providers available on the DDS website. New and existing DDS providers become qualified to provide services by following the qualification instructions located on the DDS website. Providers who are applying to become qualified to provide services are required to meet a standard set of minimum qualifications related to the service being applied for. Due to the natural competitiveness built into DDS' service system, which is supported by the control each individual has to choose his/her provider from a list of qualified providers, competitive procurement occurs each time a DDS individual chooses a service provider. There is an on-going quality evaluation process to ensure providers continually meet minimum qualifications.

Department of Mental Health and Addiction Services (DMHAS):

DMHAS contracts with over 130 private non-profit providers to deliver approximately 105 different community-based services ranging from behavioral health interventions to substance abuse prevention. These services are funded through a consolidated POS contract serving adults in over 850 different funded programs through these consolidated contracts. Under the consolidated contract, DMHAS may have as few as one program or as many as 40 programs funded in one contract, which carries a three-year contract term.

When the Department plans to issue an RFP based on an OPM-approved procurement plan for a program contained in a consolidated contract, notice would be sent to the respective provider that those funds will be ending in their contract. Once the RFP has been completed and the programs have been identified for funding through the competitive process, the newly awarded program would be added into an existing consolidated contract either through an amendment or when the contract is renewed (based on the specific date of award). If the award is being assigned to a new provider, a new contract would be created.

Department of Public Health (DPH):

DPH has in place approximately 200 POS contracts for the provision of services to the public. A majority of these contracts provide medical and/or counseling services to uninsured, underinsured or underserved populations. Due to unique attributes associated with the provision of health services, such as licensing requirements, continuity of care, publicly supported physical sites, and the statutory relationship between DPH and municipal health departments, competitive procurement is not always possible.

When considering whether competitive procurement can be waived for a particular service, the Department refers to OPM's available waiver codes.

Office of Early Childhood (OEC):

OEC currently contracts with 78 private not-for-profit contractors, federally qualified health centers, hospitals, local education authorities, and municipalities to deliver services that help young children and families thrive. The service types funded through these POS contracts comprise the networks of evidence-based home visiting and Part C of the Individuals with Disabilities Education Act (IDEA). These contracts range in term from three to five years. OEC's procurement plan ensures that services are constantly evaluated as to the cadence of their re-procurement. This timeframe is based on a number of contributing factors, including resources and staffing, continuity of service for enrolled children and families, the costs associated with procurement (transition and closeout of terminating programs and

implementation and training costs for newly awarded programs) and the stability of OEC's provider networks.

OEC has begun to utilize Outcome Rate Cards (ORC) within some POS contracts as a procurement tool to focus on outcome achievement and promote measurement. Through ORCs, OEC defines a menu of outcomes it is interested in achieving and the amount OEC is willing to pay each time the outcome is achieved by a contractor. Current Rate Card outcomes include parental education and employment, healthy birth outcomes and child safety.

G. Future Activities

OPM will continue working to improve value and competition for Connecticut taxpayers' dollars. In SFY 2020, total spending on POS contracts rose from \$1.87 billion to \$2 billion. OPM will work with agencies to prioritize cost-effective competitive contracts and to reduce the use of sole-source POS contracting when it is not appropriate. A significant percentage of current POS contracts are set to expire in 2021 or 2022, creating an opportunity for OPM to move the needle on competitive procurement with the rollout of new procurement standards and resources, including a new outcomes-focused Request For Proposal (RFP) template and revised three-year procurement plans. To support agencies and staff in navigating these new resources and requirements, OPM will provide a comprehensive training program in SFY 2021.

OPM is also collaborating with the Department of Administrative Services to support the upcoming rollout of CTSource, the state's new contracting and procurement platform, to POS agencies. CTSource will help agencies manage contracts more efficiently and effectively, facilitate the analysis and use of contract, agency, and vendor data to improve future procurements, and improve accessibility for staff and providers. To ensure state agencies are aware of and proficient with CTSource's contract management tools, OPM and social service agency staff will engage with DAS in joint trainings supporting the rollout of the new platform. In future updates to procurement standards and regulations, OPM will ensure that new policies and procedures effectively leverage CTSource's digital tools.

As the state continues to focus on the economic and human impact of Covid-19, OPM is committed to ensuring cost-effective, impactful, competitive procurement processes are maintained and strengthened. Through transparent and collaborative engagement with agencies, OPM will implement new procurement processes that streamline the planning, writing, and management of RFPs, introduce more extensive results-driven contracting, and work with agencies to revise and publicly publish procurement plans. These reforms will be shaped not only by nationwide best-practices and new technologies and systems, but by agencies' experiences procuring effectively, proactively, and flexibly during the Covid-19 emergency. OPM views these changes as critical in ensuring accountability to the taxpayers of Connecticut and achieving cost savings in future fiscal years.

H. Aggregate Financial Condition of Non-Profit Providers of POS Services

As indicated, [C.G.S. 4-70b\(c\)](#) requires OPM to provide an assessment of the financial condition of non-profit POS providers. For this report, OPM used the framework developed by the Commission on Non-Profit Health and Human Services in their review of the financial condition of these providers. The commission took a sample of 101 of 490 health and human services providers that were required to conduct an audit for fiscal year 2009 due to having expended \$100,000 or over in State funds for the

fiscal year. The work group then proceeded to use information from these audits to calculate various financial ratios specific to non-profits to test the financial health of the sample group. The group was also broken down by those with annual revenues less than \$2 million, those between \$2 million and \$10 million and those with revenues over \$10 million annually.

In seeking to replicate this work for this report, OPM reviewed the fiscal year 2010 and 2011 audits conducted for the aforementioned 101 non-profits. Based on changes in the state law regarding the threshold for when an audit must be conducted and organizational changes among non-profits, only 86 of the 101 providers had audits done for both fiscal year 2010 and 2011. The ratios calculated for 2009, 2010 and 2011 for these 86 providers are in the table included below. Ratios for fiscal years 2012, 2013 and 2014 reflect the 83 providers from the original 101 for which audits were available. For fiscal year 2015 only 82 providers were used from the original 101 because one of the providers no longer contracts with any State agencies. For fiscal year 2016 only 81 were used because one previous provider does not have contracts with the State any longer. For fiscal year 2017 only 75 were used because of providers who do not have contracts with the State any longer or did not meet the threshold of income for reporting criteria. In addition, for fiscal year 2018 only 68 providers were used for the financial conditions, and for fiscal year 2019, 67 providers were used for the financial conditions. The financial ratios follow on the next page.

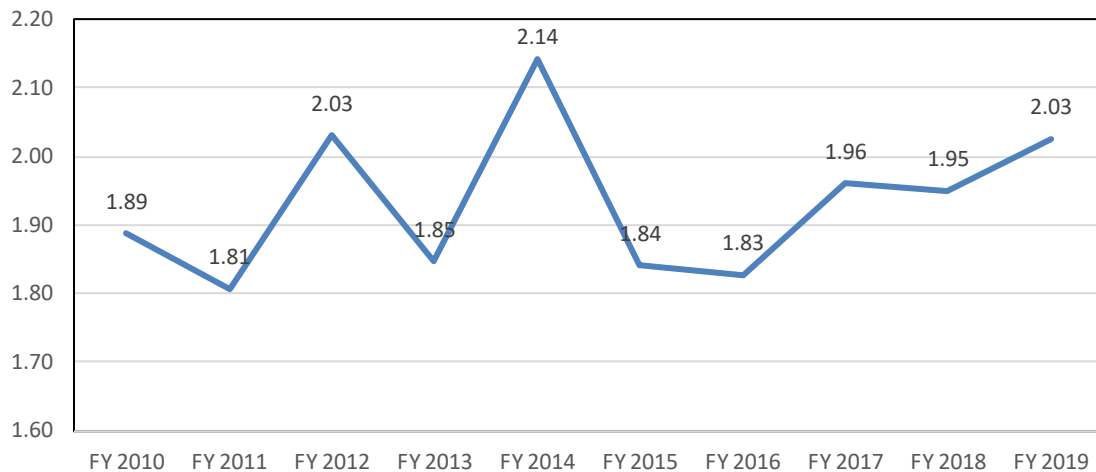
Defensive Interval: This is a measure of liquidity in which cash and other readily available funds are divided by average monthly expenses, which indicates how many months of expenses could be funded by an entity's liquid assets if no additional funding was received.

The method of calculating each of these ratios along with a measure of what might be considered a substandard ratio is included in the table.

Schedule-Financial Ratios from Stratified Sample of Nonprofit Health and Human Services Providers

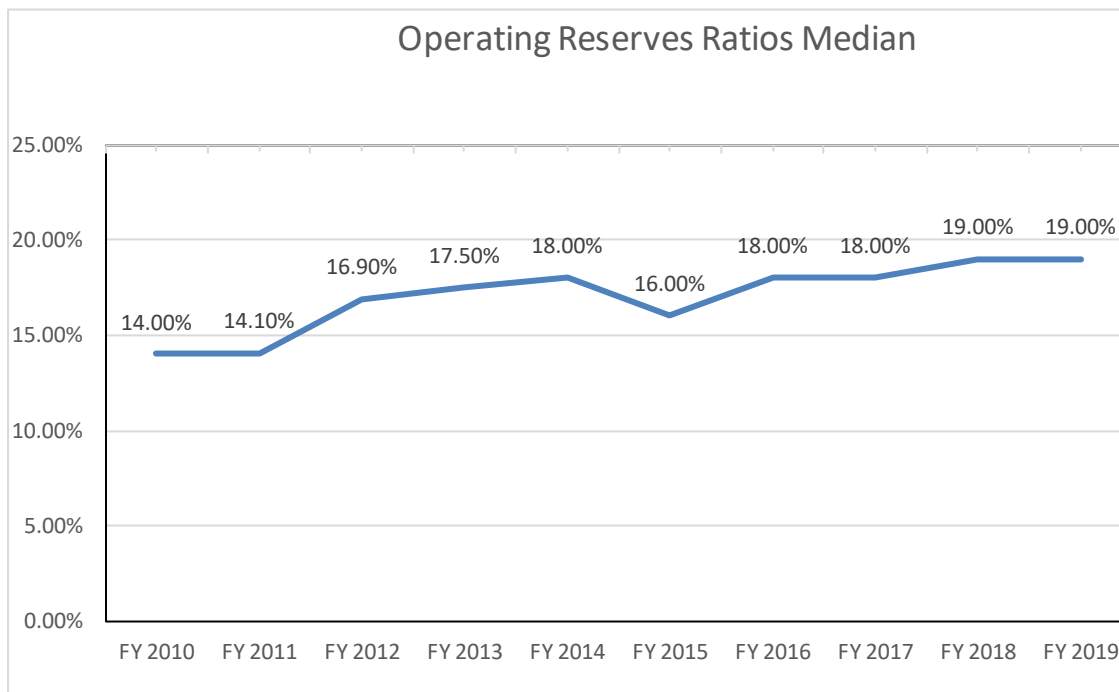
<i>Defensive Interval</i>	<i>Definition: (Cash + Marketable Securities + Receivable)/Average Monthly Expenses</i>			
	All	Revenues Less than \$2m	Revenues \$2m to \$10m	Revenues \$10m +
Substandard Ratio*	Less than 1	Less than 1	Less than 1	Less than 1
Median FY2010	1.89	1.58	1.72	2.20
Median FY2011	1.81	1.35	1.81	2.21
Median FY2012	2.03	1.21	1.68	2.04
Median FY 2013	1.85	1.51	2.15	1.92
Median FY 2014	2.14	2.00	2.60	1.93
Median FY 2015	1.84	1.34	1.57	1.98
Median FY 2016	1.83	1.22	1.65	2.20
Median FY 2017	1.96	0.87	2.54	2.12
Median FY 2018	1.95	1.47	2.63	1.95
Median FY 2019	2.03	1.45	2.03	2.25
# of Nonprofits sampled - 2019	67	7	29	31
# More than 3	16	1	9	6
# 1-3	42	4	15	23
# less than 1	9	2	5	2
2019: % with ratio more than 3	23.88%	14.29%	31.03%	19.35%
2019: % with ratio between 1 - 3	62.69%	57.14%	51.72%	74.19%
2019 % with ratio less than 1	13.43%	28.57%	17.24%	6.45%

Defensive Interval Median



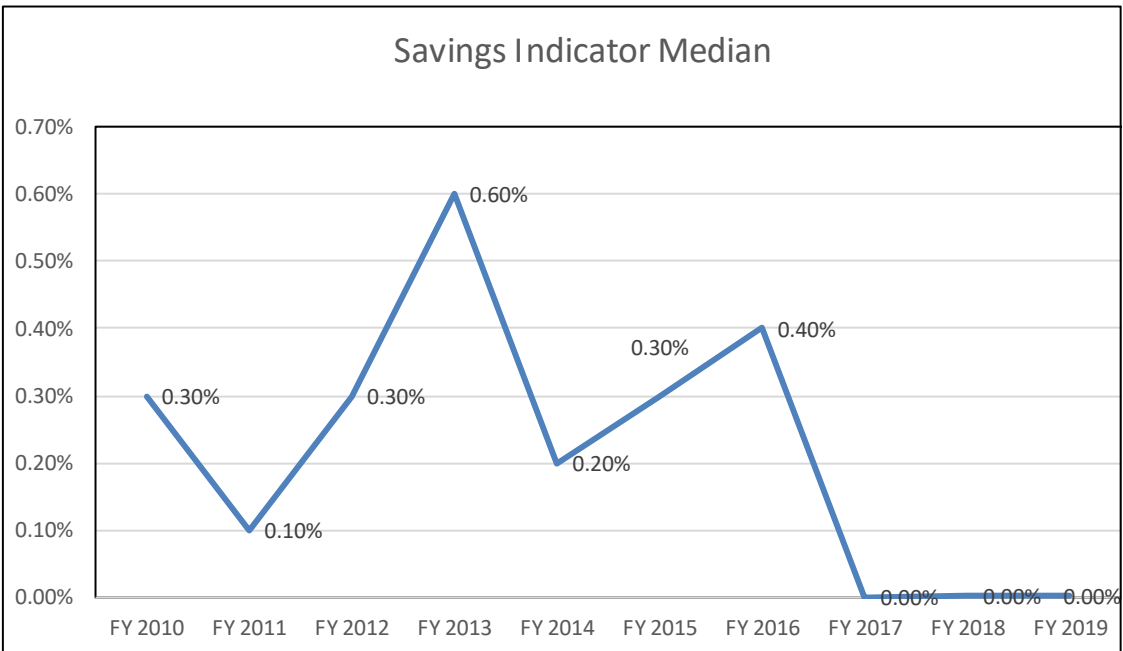
Operating Reserves Ratio: This measure compares the amount of reserves (available net assets) a non-profit has compared to its annual expenses, and helps indicate the ability of a provider to deal with unforeseen circumstances.

Operating Reserves Ratio	Definition: Operating Reserves/Annual Operating Expenses			
	All	Revenues Less than \$2m	Revenues \$2m to \$10m	Revenues \$10m +
Substandard Ratio*	Less than 25%	Less than 25%	Less than 25%	Less than 25%
Median FY2010	14.00%	14.00%	15.80%	12.50%
Median FY2011	14.10%	11.50%	16.80%	13.20%
Median FY2012	16.90%	13.10%	23.00%	16.50%
Median FY 2013	17.50%	12.50%	23.00%	16.90%
Median FY 2014	18.00%	21.40%	20.70%	17.80%
Median FY 2015	16.00%	13.00%	21.00%	13.00%
Median FY 2016	18.00%	14.00%	22.00%	18.00%
Median FY 2017	18.00%	8.00%	31.00%	18.00%
Median FY 2018	19.00%	0.30%	27.80%	17.30%
Median FY 2019	19.00%	0.00%	25.10%	18.50%
# of Nonprofits sampled - 2019	67	7	29	31
# more than 25%	23	1	15	7
# 10-25%	19	1	6	12
# 0-10%	12	2	3	7
# less than 0%	13	3	5	5
2019: % more than 25%	34.33%	14.29%	51.72%	22.58%
2019: % 10-25%	28.36%	14.29%	20.69%	38.71%
2019: % 0-10%	17.91%	28.57%	10.34%	22.58%
2019: % less than 0%	19.40%	42.86%	17.24%	16.13%



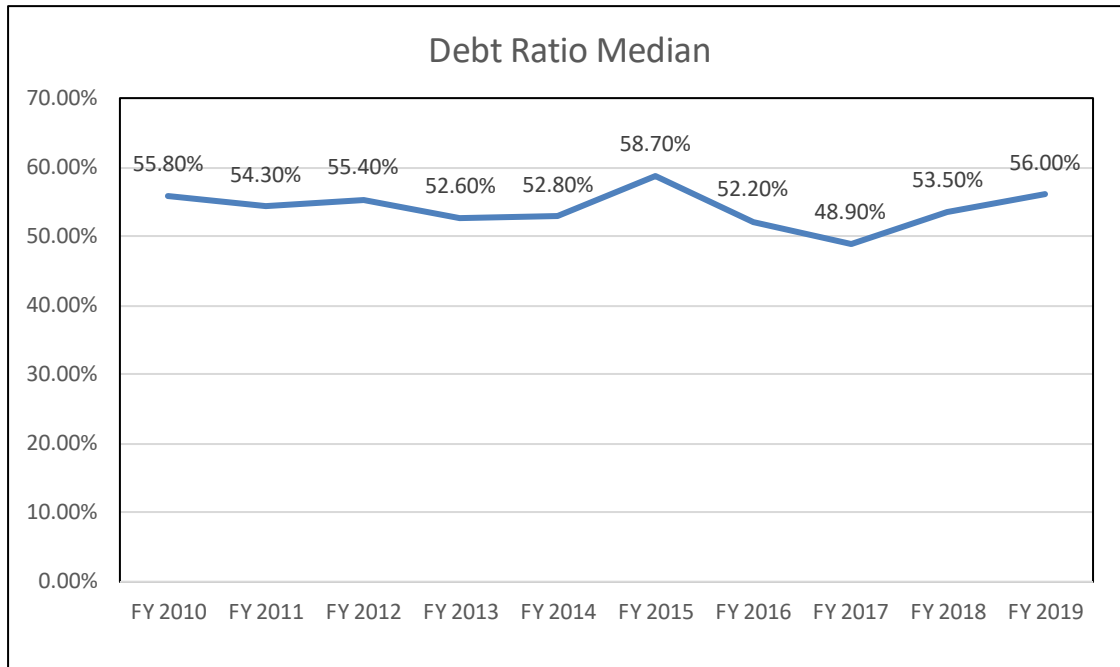
Savings Indicator: This measure compares annual operating surpluses or losses against annual expenses. A positive ratio would indicate some level of increase in savings.

<i>Savings Indicator</i>	<i>Definition: (Revenue - Expenses)/Total Expense</i>			
	All	Revenues Less than \$2m	Revenues \$2m to \$10m	Revenues \$10m +
Substandard Ratio*	Less than 2%	Less than 2%	Less than 2%	Less than 2%
Median FY2010	0.30%	1.30%	0.00%	0.80%
Median FY2011	0.10%	-0.40%	0.10%	-0.20%
Median FY2012	0.30%	0.30%	0.30%	0.40%
Median FY 2013	0.60%	-0.10%	0.30%	0.60%
Median FY 2014	0.20%	3.30%	-0.10%	0.40%
Median FY 2015	0.30%	0.20%	-0.10%	0.60%
Median FY 2016	0.40%	-2.40%	0.50%	1.00%
Median FY 2017	0.00%	-2.10%	0.09%	0.03%
Median FY 2018	0.00%	0.00%	0.87%	0.00%
Median FY 2019	0.00%	0.00%	0.00%	0.00%
# of Nonprofits sampled - 2019	67	7	29	31
# more than 5%	10	2	4	4
# 2-5%	13	1	5	7
# 0-2%	14	1	7	6
# less than 0%	30	3	13	14
2019: % more than 5%	14.93%	28.57%	13.79%	12.90%
2019: % 2-5%	19.40%	14.29%	17.24%	22.58%
2019: % 0-2%	20.90%	14.29%	24.14%	19.35%
2019: % less than 0%	44.78%	42.86%	44.83%	45.16%



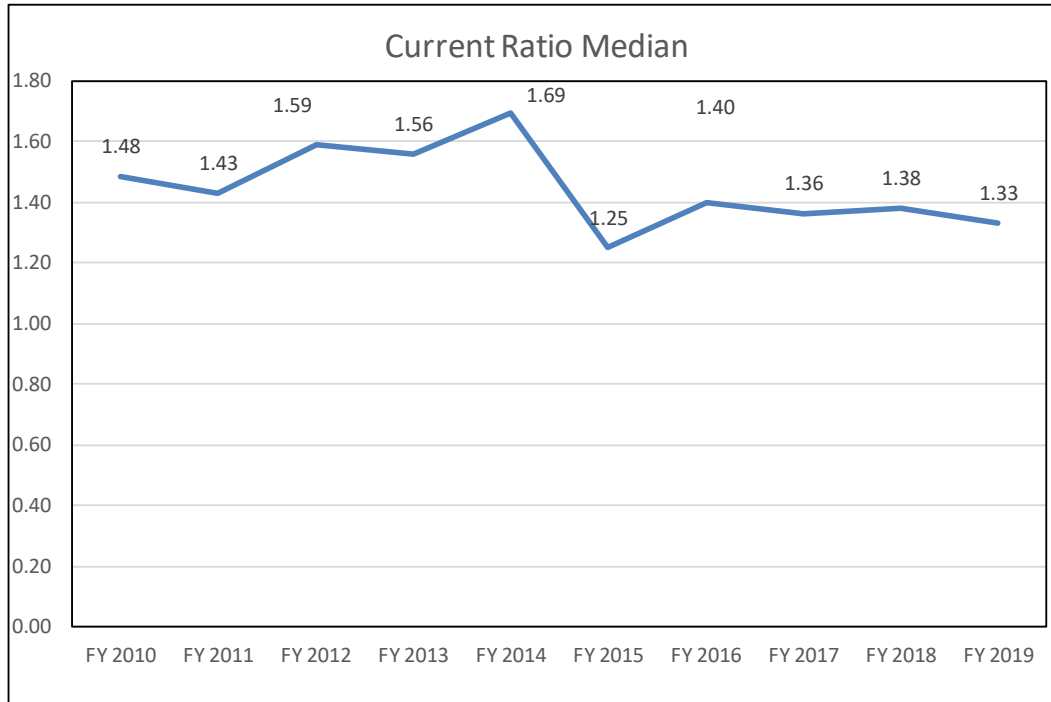
Debt Ratio: This measure compares total debt to total assets. The higher the percentage of debt, the less financial flexibility an entity has.

	All	Revenues Less than \$2m	Revenues \$2m to \$10m	Revenues \$10m +
Debt Ratio	<i>Definition: Average Total Debt/Average Total Assets</i>			
Substandard Ratio*	Over 50%	Over 50%	Over 50%	Over 50%
Median FY2010	55.80%	48.00%	59.90%	59.20%
Median FY2011	54.30%	57.40%	51.00%	53.30%
Median FY2012	55.40%	66.80%	54.40%	55.10%
Median FY 2013	52.60%	59.00%	36.90%	52.20%
Median FY 2014	52.80%	59.10%	45.70%	59.20%
Median FY 2015	58.70%	59.30%	45.90%	61.90%
Median FY 2016	52.20%	38.70%	49.70%	52.60%
Median FY 2017	48.90%	63.80%	45.20%	48.90%
Median FY 2018	53.50%	98.30%	49.70%	47.60%
Median FY 2019	56.00%	98.70%	56.70%	54.60%
# of Nonprofits sampled - 2019	67	7	29	31
# more than 100%	9	3	4	2
# 50-100%	31	2	13	16
# 25-50%	14	0	5	9
# 0-25%	13	2	7	4
2019: % more than 100%	13.43%	42.86%	13.79%	6.45%
2019: % 50-100%	46.27%	28.57%	44.83%	51.61%
2019: % 25-50%	20.90%	0.00%	17.24%	29.03%
2019: % 0-25%	19.40%	28.57%	24.14%	12.90%



Current Ratio: This is another liquidity measure in which current (i.e. more liquid) assets are compared to current (i.e. more immediate) liabilities.

Current Ratio	Definition: Current Assets/Current Liabilities			
	All	Revenues Less than \$2m	Revenues \$2m to \$10m	Revenues \$10m +
Substandard Ratio*	Under 2	Under 2	Under 2	Under 2
Median FY2010	1.48	1.86	1.30	1.61
Median FY2011	1.43	1.50	1.41	1.43
Median FY2012	1.59	1.56	1.56	1.63
Median FY 2013	1.56	1.26	1.99	1.56
Median FY 2014	1.69	1.75	1.74	1.39
Median FY 2015	1.25	1.18	1.15	1.32
Median FY 2016	1.40	1.22	1.39	1.39
Median FY 2017	1.36	1.04	1.87	1.21
Median FY 2018	1.38	1.21	1.51	1.24
Median FY 2019	1.33	0.93	1.82	1.32
# of Nonprofits sampled - 2019	67	7	29	31
# 2 or more	17	1	10	6
# 1-2	29	2	11	16
# 0-1	21	4	8	9
2019: % with ratio of 2 or more	25.37%	14.29%	34.48%	19.35%
2019: % with ratio between 1 - 2	43.28%	28.57%	37.93%	51.61%
2019: % with ratio between 0 - 1	31.34%	57.14%	27.59%	29.03%



*The designation of substandard ratios was developed by the Private Provider Cost Increases, Financial Condition & Sources of Revenue Work Group of the Commission on Non-Profit Health and Human Services based on their review of the literature. The exception is the Savings Indicator standard, which is based on work done by the Boston Foundation.

I. Inquiries

For further information concerning this report, contact [Julia Fوسفeld](#) at 860-418-6313.

Kimberly E. Kennison
Executive Finance Officer
Office of Finance
Office of Policy and Management
450 Capitol Avenue
Hartford, CT 06106
860-418-6422

For further information concerning the detailed contract data included in this report, contact the contracting state agency as follows:

Department of Children and Families	Melanie Sparks	(860) 550-6545
Department of Correction	Michael Lettieri	(860) 692-6261
Department of Developmental Services	David David	(860) 418-6040
Department of Mental Health & Addiction Services	Megan Sopelak	(860) 418-6838
Department of Public Health	Carol Blanks	(860) 509-7710
Department of Social Services	Diana Speranza	(860) 424-5728
Department of Aging and Disability Services, Department of Housing, Office of Early Childhood	Megan Sopelak	(860) 418-6838



FY 2020	# of Contracts	Percent	General Fund	Percent	Federal Fund	Percent	Other Fund ₃	Percent	Total Payments	Percent
Competitive (Y)	231	18%	\$218,655,122	21%	\$125,846,135	35%	\$13,083,559	2.1%	\$357,584,817	18%
Non-Competitive (N)	745	57%	\$543,791,161	53%	\$224,445,609	63%	\$25,745,052	4%	\$793,981,822	40%
Exempt (E) ₁	177	14%	\$18,766,304	2%	\$7,237,615	2%	\$954,436	0.2%	\$26,958,356	1%
Qualified (Q) ₂	147	11%	\$243,577,120	24%	\$0	0%	\$575,299,513	94%	\$818,876,633	41%
Total	1300	100%	\$1,024,789,708	100%	\$357,529,360	100%	\$615,082,560	100%	\$1,997,401,628	100%

FY 2019	# of Contracts	Percent	General Fund	Percent	Federal Fund	Percent	Other Fund	Percent	Total Payments	Percent
Competitive (Y)	266	21%	\$250,590,956	26%	\$121,634,247	36%	\$13,764,956	2%	\$385,990,159	21%
Non-Competitive (N)	645	51%	\$446,273,934	46%	\$207,875,024	61%	\$17,470,472	3%	\$671,619,430	36%
Exempt (E) ₁	191	15%	\$23,635,120	2%	\$9,917,900	3%	\$3,947,038	1%	\$37,500,058	2%
Qualified (Q) ₂	155	12%	\$247,249,188	26%	\$0	0%	\$523,816,307	94%	\$771,065,495	41%
Total	1257	100%	\$967,749,198	100%	\$339,427,171	100%	\$558,998,773	100%	\$1,866,175,142	100%

1. Exempt contracts are no more than \$20,000, contracts with cities and towns for pass through funds and political subdivisions.
2. Qualified contracts are for new and existing DDS providers who qualified to provider services according to the qualification process.
3. The other fund column can include non-federal grants, pass through state grants, and restricted state grants.



Agency	# of Competitive Contracts	Competitive Payments	# of Non-Competitive Contracts ₁	Non-Competitive Payments	# of Exempt Contracts ₂	Exempt Payments	# of Qualified Contracts ₃	Qualified Payments	Total Contracts	Total Payments
Department of Aging and Disability Services	12	\$993,160	69	\$30,195,848	13	\$39,187	0	\$0	94	\$31,228,195
Department of Development Services	0	\$0	0	\$0	3	\$241,496	147	\$818,876,633	150	\$819,118,130
Department of Housing	38	\$174,959,423	71	\$25,067,232	2	\$575,226	0	\$0	111	\$200,601,881
Department of Children and Families	22	\$40,998,122	65	\$149,911,162	2	\$273,880	0	\$0	89	\$191,183,164
Department of Correction	21	\$52,622,396	30	\$3,264,556	4	\$43,685	0	\$0	55	\$55,930,637
Department of Public Health	44	\$8,485,255	73	\$44,955,261	87	\$10,366,432	0	\$0	204	\$63,806,948
Department of Social Services	8	\$35,190,876	96	\$186,645,913	3	\$213,291	0	\$0	107	\$222,050,080
Division of Criminal Justice	0	\$0	3	\$150,858	0	\$0	0	\$0	3	\$150,858
Department of Mental Health and Addiction Services	39	\$6,355,745	252	\$313,762,773	22	\$410,787	0	\$0	313	\$320,529,305
Office of Early Childhood	47	\$37,979,841	86	\$40,028,220	41	\$14,794,370	0	\$0	174	\$92,802,431
Total	231	\$357,584,817	745	\$793,981,822	177	\$26,958,355	147	\$818,876,633	1300	\$1,997,401,628

1. The Department of Mental Health and Addiction Services and The Department of Children and Families work with hundreds of services/programs and efficiently consolidate their contracts by each provider. While the number of non-competitive contracts may seem high, various services within a contract have indeed been procured through an RFP process. Therefore, the numbers may be misleading. OPM will be working with the agencies to devise a new way of reporting these contracts. As of now, the detail by agency report identifies these contracts by the designation M. The summary details above sort these "mixed contracts" into competitive and non-competitive statuses based on estimates from DCF and DMHAS. Due to the unique nature of health and human services, many factors such as: location; specialized services; unique skills; and emergency services are some of the reasons for the non-competitive contracts.

2. Exempt contracts are no more than \$20,000, contracts with cities and towns for pass through funds and political subdivisions.

3. Qualified contracts are for new and existing DDS providers who qualified to provider services according to a qualification process.



Agency	# of Contracts	Payments				Cumulative Contract Total Amount ₃	Cumulative Contract Payment ₄	Cumulative Contract Balance Remaining ₅
		General Fund	Federal Fund	Other Fund ₁	Total FY 2020 ₂			
Department of Aging and Disability Services	94	\$6,931,181	\$23,911,318	\$385,695	\$31,228,195	\$125,460,247	\$69,263,379	\$56,196,868
Department of Development Services	150	\$243,818,617	\$0	\$575,299,513	\$819,118,130	\$3,015,529,236	\$2,282,990,792	\$732,538,444
Department of Housing	111	\$87,315,534	\$112,646,702	\$639,644	\$200,601,881	\$609,365,053	\$405,273,526	\$204,091,527
Department of Children and Families	89	\$181,733,840	\$6,017,554	\$3,431,770	\$191,183,164	\$906,219,617	\$513,357,197	\$392,862,420
Department of Correction	55	\$54,520,560	\$1,382,144	\$27,933	\$55,930,637	\$360,006,125	\$243,287,258	\$116,718,867
Department of Public Health	204	\$12,599,334	\$27,407,126	\$23,800,488	\$63,806,948	\$321,688,233	\$148,007,809	\$173,680,424
Department of Social Services	107	\$87,732,170	\$133,325,122	\$992,788	\$222,050,080	\$1,252,803,562	\$810,145,963	\$442,657,599
Division of Criminal Justice	3	\$0	\$150,858	\$0	\$150,858	\$250,000	\$150,858	\$99,142
Department of Mental Health and Addiction Services	313	\$273,722,420	\$36,302,156	\$10,504,728	\$320,529,305	\$2,815,609,854	\$688,446,520	\$2,127,163,333
Office of Early Childhood	174	\$76,416,052	\$16,386,379	\$0	\$92,802,431	\$452,601,830	\$287,601,723	\$165,000,108
Total	1300	\$1,024,789,708	\$357,529,360	\$615,082,560	\$1,997,401,628	\$9,859,533,758	\$5,448,525,025	\$4,411,008,733

1. The Other Fund column can include non-federal grants, pass through state grants, bond funds, and restricted state grants.
2. The FY2020 column is total payments in FY2020 for that particular contract (general, federal, and other fund).
3. The cumulative contract total amount is an estimate of what the contract will cost throughout the entirety of its term.
4. The cumulative contract payment is the sum of all payments that have been made on a contract from the beginning of its term through the end of FY 2020.
5. The cumulative contract balance remaining is the difference between the cumulative contract total amount and the cumulative contract payment.



Agency	Supplier Name	Contract ID #	Contract Description	Competitive	Payments				Term				
					General Fund	Federal Fund	Other Fund	Total FY2020	Contract Begin Date	Contract Expire Date	Cumulative Contract Total Amount	Cumulative Contract Payments	Cumulative Contract Balance Remaining
Department of Aging and Disability Services	ABILITY BEYOND DISABILITY INC	18SDR6201AC	Community Rehabilitation Provider	Y	\$23,310	\$0	\$0	\$23,310	9/1/2018	8/31/2021	\$1,714,814	\$31,129	\$1,683,685
Department of Aging and Disability Services	ACCESS INDEPENDENCE INC	17SDR6201HU	Independent living	N	\$126,462	\$36,195	\$0	\$162,657	10/1/2016	9/30/2020	\$510,125	\$409,394	\$100,731
Department of Aging and Disability Services	ACCESS INDEPENDENCE INC	17SDRADR01AIX	No Wrong Door Aging & Disability Resource Center services	N	\$0	\$25,922	\$0	\$25,922	9/30/2017	9/29/2020	\$80,347	\$73,867	\$6,481
Department of Aging and Disability Services	AGENCY ON AGING OF SOUTH CENTRAL	15SDRFED01SCA	Federal Title III & Title VII funds for elderly services	N	\$0	\$2,399,865	\$0	\$2,399,865	10/1/2015	9/30/2020	\$8,843,691	\$7,200,154	\$1,643,537
Department of Aging and Disability Services	AGENCY ON AGING OF SOUTH CENTRAL	16SDRSMPO1SCA	Senior Medicare Patrol	N	\$0	\$50,050	\$0	\$50,050	7/1/2016	6/30/2020	\$127,724	\$127,724	\$0
Department of Aging and Disability Services	AGENCY ON AGING OF SOUTH CENTRAL	17SDRMIP01SCA	Medicare Improvements for Patients and Providers Act Initiative	N	\$0	\$28,325	\$0	\$28,325	9/30/2017	9/29/2020	\$105,466	\$75,884	\$29,582
Department of Aging and Disability Services	AGENCY ON AGING OF SOUTH CENTRAL	17SDRSFA01SCA	State-funded social & nutrition services for the elderly	N	\$952,902	\$0	\$0	\$952,902	7/1/2017	6/30/2022	\$4,880,461	\$2,373,837	\$2,506,624
Department of Aging and Disability Services	AGENCY ON AGING OF SOUTH CENTRAL	18SDRHIC01SCA	CHOICES integration health insurance and eligibility screening services for elderly clients	N	\$81,597	\$76,117	\$0	\$157,714	7/1/2018	6/30/2020	\$360,254	\$314,882	\$45,372
Department of Aging and Disability Services	AGENCY ON AGING OF SOUTH CENTRAL	19SDRVDC01SCA	Veteran Directed Care Home	N	\$0	\$119,063	\$0	\$119,063	1/1/2019	8/31/2021	\$227,394	\$119,063	\$108,331
Department of Aging and Disability Services	AGENCY ON AGING OF SOUTH CENTRAL	20SDRCOV01SCA	COVID-19 Response	N	\$0	\$1,090,657	\$0	\$1,090,657	3/20/2020	9/30/2021	\$4,000,000	\$1,090,657	\$2,909,343
Department of Aging and Disability Services	AREA COOPERATIVE EDUCATIONAL SERVICES	19SDR6201BF	Employment Opportunities Program	E	\$3,015	\$0	\$0	\$3,015	3/1/2019	12/31/2021	\$18,000	\$3,634	\$14,366
Department of Aging and Disability Services	ASSOCIATES FOR TRAINING AND DEVELOPMENT	14SDR0303FG	Senior Community Service Employment Program	Y	\$0	\$100,467	\$0	\$100,467	10/1/2014	9/30/2019	\$554,772	\$540,582	\$14,190
Department of Aging and Disability Services	ASSOCIATES FOR TRAINING AND DEVELOPMENT	19SDR5CS01A4T	Senior Community Service Employment Program	Y	\$0	\$577,978	\$0	\$577,978	10/1/2019	6/30/2022	\$2,600,000	\$577,978	\$2,022,022
Department of Aging and Disability Services	CAPITOL REGION EDUCATION COUNCIL	18SDR6202QW	Assistive Technology	N	\$0	\$36,000	\$0	\$36,000	10/1/2018	9/30/2021	\$102,000	\$48,000	\$54,000
Department of Aging and Disability Services	CAPITOL REGION EDUCATION COUNCIL	19SDR6202QW	Employment Opportunities Program	N	\$9,668	\$0	\$0	\$9,668	3/1/2019	12/31/2021	\$65,000	\$12,548	\$52,453
Department of Aging and Disability Services	CENTER FOR MEDICARE ADVOCACY INC	18SDRHIC01CMA	CHOICES health insurance information and assistance	N	\$428,435	\$7,000	\$0	\$435,435	7/1/2018	6/30/2021	\$1,306,305	\$720,870	\$585,435
Department of Aging and Disability Services	CHAPEL HAVEN SCHLEIFER CENTER INC	19SDR6201DP	Employment Opportunities Program	E	\$473	\$0	\$0	\$473	3/1/2019	12/31/2021	\$5,000	\$608	\$4,393
Department of Aging and Disability Services	CMPERRY VOCATIONAL & CONSULTING LLC	19SDR6203DS	Employment Opportunities Program	E	\$3,915	\$0	\$0	\$3,915	3/1/2019	12/31/2021	\$15,000	\$4,995	\$10,005
Department of Aging and Disability Services	COMMUNICATION ADVOCACY NETWORK	17SDR8403GO	Bureau of Education and Services for the Blind	N	\$77,870	\$2,722	\$0	\$80,592	1/1/2017	6/30/2021	\$565,789	\$290,895	\$274,894
Department of Aging and Disability Services	CONNECTICUT COMMUNITY CARE INC	17SDRCD01CCC	Chronic Disease self-management education programs	N	\$7,000	\$0	\$0	\$7,000	2/1/2017	6/30/2022	\$41,673	\$17,308	\$24,365
Department of Aging and Disability Services	CONNECTICUT LEGAL SERVICES INC	16SDRMLP01CLS	Phase II Model Approaches to Statewide Legal Assistance Systems project	N	\$0	\$60,652	\$0	\$60,652	8/1/2016	7/31/2019	\$196,301	\$195,652	\$649
Department of Aging and Disability Services	CONNECTICUT LEGAL SERVICES INC	17SDRSMPO1CLS	Outreach presentations to Medicare beneficiaries and families on fraud prevention	E	\$0	\$4,000	\$0	\$4,000	7/1/2017	6/30/2020	\$11,000	\$11,000	\$0
Department of Aging and Disability Services	CW RESOURCES INC	19SDR6201GQ	Employment Opportunities Program	E	\$1,335	\$0	\$0	\$1,335	3/1/2019	12/31/2021	\$10,000	\$1,537	\$8,463
Department of Aging and Disability Services	DAVID BRANDOLINI LLC	18SDR6201CA	Assistive Technology	N	\$0	\$10,883	\$0	\$10,883	10/1/2018	9/30/2021	\$185,000	\$25,982	\$159,018
Department of Aging and Disability Services	DISABILITIES NETWORK OF EASTERN	17SDR6201HT	Independent Living	N	\$128,294	\$33,777	\$0	\$162,071	10/1/2016	9/30/2020	\$510,125	\$411,087	\$99,038
Department of Aging and Disability Services	DISABILITIES NETWORK OF EASTERN	18SDR6201HT	Community Rehabilitation Provider	Y	\$3,800	\$0	\$0	\$3,800	9/1/2018	8/31/2021	\$373,200	\$6,095	\$367,105
Department of Aging and Disability Services	EASTCONN	18SDR6201IK	Assistive Technology	N	\$0	\$27,330	\$0	\$27,330	10/1/2018	9/30/2021	\$157,000	\$40,995	\$116,005
Department of Aging and Disability Services	EASTCONN	20SDR6201IK	20SDR6201IK CARES	N	\$0	\$17,713	\$0	\$17,713	5/1/2020	4/30/2021	\$67,130	\$17,713	\$49,417
Department of Aging and Disability Services	EASTERN CT AREA AGENCY ON AGING	15SDRFED01ECA	Federal Title III & Title VII funds for elderly services	N	\$0	\$2,792,115	\$0	\$2,792,115	10/1/2015	9/30/2020	\$8,809,040	\$7,317,546	\$1,491,494
Department of Aging and Disability Services	EASTERN CT AREA AGENCY ON AGING	16SDRSMPO1ECA	Senior Medicare Patrol	N	\$0	\$50,050	\$0	\$50,050	7/1/2016	6/30/2020	\$127,726	\$127,726	\$0
Department of Aging and Disability Services	EASTERN CT AREA AGENCY ON AGING	17SDRCHS01ECA	Congregate housing services in Eastern CT	N	\$57,719	\$166,708	\$0	\$224,427	1/1/2017	12/31/2021	\$932,243	\$498,025	\$434,218
Department of Aging and Disability Services	EASTERN CT AREA AGENCY ON AGING	17SDRMIP01ECA	Medicare Improvements for Patients and Providers Act Initiative	N	\$0	\$29,197	\$0	\$29,197	9/30/2017	9/29/2020	\$105,466	\$77,427	\$28,039
Department of Aging and Disability Services	EASTERN CT AREA AGENCY ON AGING	17SDRSFA01ECA	State funded social & nutrition services for the elderly	N	\$970,161	\$0	\$0	\$970,161	7/1/2017	6/30/2022	\$4,926,515	\$2,424,000	\$2,502,515
Department of Aging and Disability Services	EASTERN CT AREA AGENCY ON AGING	18SDRHIC01ECA	CHOICES integration health insurance with eligibility screening services for elderly clients	N	\$81,597	\$78,727	\$0	\$160,324	7/1/2018	6/30/2020	\$360,207	\$319,392	\$40,815
Department of Aging and Disability Services	EASTERN CT AREA AGENCY ON AGING	19SDRVDC01ECAR	Veteran Directed Care Home	N	\$0	\$10,973	\$0	\$10,973	1/1/2019	8/31/2020	\$185,085	\$10,973	\$174,112
Department of Aging and Disability Services	EASTERN CT AREA AGENCY ON AGING	20SDRCOV01ECA	COVID-19 Response	N	\$0	\$1,438,690	\$0	\$1,438,690	3/20/2020	9/30/2021	\$4,000,000	\$1,438,690	\$2,561,310
Department of Aging and Disability Services	EDADVANCE	14SDR0301IY	Senior Community Service Employment Program	Y	\$0	\$109,608	\$0	\$109,608	10/1/2014	9/30/2019	\$384,097	\$357,803	\$26,293
Department of Aging and Disability Services	EMPLOYMENT OPTIONS LLC	19SDR6201JE	Employment Opportunities Program	N	\$6,255	\$0	\$0	\$6,255	3/1/2019	12/31/2021	\$31,500	\$8,190	\$23,310
Department of Aging and Disability Services	GOODWILL INDUSTRIES OF SOUTHERN	19SDR6201IL	Employment Opportunities Program	E	\$3,184	\$0	\$0	\$3,184	3/1/2019	12/31/2021	\$20,000	\$4,421	\$15,579



Agency	Supplier Name	Contract ID #	Contract Description	Competitive ₁	Payments				Term				
					General Fund	Federal Fund	Other Fund ₂	Total FY2020 ₃	Contract Begin Date	Contract Expire Date	Cumulative Contract Total Amount ₄	Cumulative Contract Payments ₅	Cumulative Contract Balance Remaining ₆
Department of Aging and Disability Services	GOODWILL OF WESTERN AND NORTHERN	18SDR6201LD	Employment Opportunities Program	Y	\$10,429	\$0	\$0	\$10,429	9/1/2018	8/31/2021	\$2,782,696	\$16,188	\$2,766,508
Department of Aging and Disability Services	GREATER NEW HAVEN DISABILITY RIGHTS	17SDR6201LI	Independent Living	N	\$127,048	\$28,268	\$0	\$155,316	10/1/2016	9/30/2020	\$510,125	\$407,196	\$102,929
Department of Aging and Disability Services	INDEPENDENCE NORTHWEST INC	17SDR6201DI	Independent Living	N	\$126,813	\$28,874	\$0	\$155,687	10/1/2016	9/30/2020	\$510,125	\$409,746	\$100,379
Department of Aging and Disability Services	INDEPENDENCE NORTHWEST INC	17SDRADR01INW	No Wrong Door Aging & Disability Resource center services	N	\$0	\$32,500	\$0	\$32,500	9/30/2017	9/29/2020	\$131,823	\$118,823	\$13,000
Department of Aging and Disability Services	INDEPENDENCE UNLIMITED INC	17SDR6201NW	independent living	N	\$130,087	\$28,886	\$0	\$158,973	10/1/2016	9/30/2020	\$510,125	\$413,020	\$97,105
Department of Aging and Disability Services	INDEPENDENCE UNLIMITED INC	17SDRADR01IUX	Aging and Disability Resource Center Program	E	\$0	\$6,000	\$0	\$6,000	9/30/2017	9/29/2020	\$16,700	\$10,700	\$6,000
Department of Aging and Disability Services	INDEPENDENT LIVING SOLUTIONS LLC	18SDR6203AO	Community Rehabilitation Provider	Y	\$11,498	\$0	\$0	\$11,498	9/1/2018	8/31/2021	\$1,624,262	\$13,808	\$1,610,455
Department of Aging and Disability Services	JEWISH FAMILY SERVICE OF STAMFORD INC	14SDR0301OH	Senior Community Service Employment Program	Y	\$0	\$68,807	\$0	\$68,807	10/1/2014	9/30/2019	\$498,224	\$416,344	\$81,880
Department of Aging and Disability Services	LAW OFFICES OF BRADLEY MORRIS	17SDR6203FF	Hearing Officer	E	\$0	\$1,201	\$0	\$1,201	4/1/2017	2/28/2022	\$20,000	\$2,218	\$17,782
Department of Aging and Disability Services	MARRAKECH INC	19SDR6201QZ	Employment Opportunities Program	N	\$1,013	\$0	\$270	\$1,283	3/1/2019	12/31/2021	\$30,000	\$2,273	\$27,728
Department of Aging and Disability Services	MIDSTATE ARC INC	19SDR6201RT	Employment Opportunities Program	E	\$2,858	\$0	\$0	\$2,858	3/1/2019	12/31/2021	\$19,500	\$4,208	\$15,293
Department of Aging and Disability Services	NAMI OF CONNECTICUT INC	18SDRHIC01NAM	Medicare Rx, Mental Health First Aid, and Mental Health Update trainings	N	\$14,363	\$0	\$0	\$14,363	7/1/2018	6/30/2021	\$42,750	\$28,726	\$14,024
Department of Aging and Disability Services	NORTH CENTRAL AREA AGENCY ON AGING INC	15SDRFED01INCA	Federal Title III & Title VII funding for elderly services	N	\$0	\$4,087,664	\$0	\$4,087,664	10/1/2015	9/30/2020	\$11,205,181	\$9,152,416	\$2,052,765
Department of Aging and Disability Services	NORTH CENTRAL AREA AGENCY ON AGING INC	16SDRSMPO1INCA	Senior Medicare Patrol	N	\$0	\$51,317	\$0	\$51,317	7/1/2016	6/30/2020	\$158,929	\$158,304	\$625
Department of Aging and Disability Services	NORTH CENTRAL AREA AGENCY ON AGING INC	17SDRMIP01INCA	Medicare Improvements for Patients and Providers Act Initiative	N	\$0	\$21,803	\$0	\$21,803	9/30/2017	9/29/2020	\$105,466	\$68,992	\$36,474
Department of Aging and Disability Services	NORTH CENTRAL AREA AGENCY ON AGING INC	17SDRSFA01INCA	State funded social & nutrition services for the elderly	N	\$1,130,509	\$0	\$0	\$1,130,509	7/1/2017	6/30/2022	\$5,763,587	\$2,804,183	\$2,959,404
Department of Aging and Disability Services	NORTH CENTRAL AREA AGENCY ON AGING INC	18SDRHIC01INCA	CHOICES integration health insurance with eligibility screening services for elderly clients	N	\$81,597	\$81,016	\$0	\$162,613	7/1/2018	6/30/2020	\$360,226	\$322,271	\$37,955
Department of Aging and Disability Services	NORTH CENTRAL AREA AGENCY ON AGING INC	19SDRVDC01INCA	Veteran Directed Care Home	N	\$0	\$118,560	\$0	\$118,560	1/1/2019	8/31/2021	\$201,891	\$118,560	\$83,331
Department of Aging and Disability Services	NORTH CENTRAL AREA AGENCY ON AGING INC	20SDRCOV01INCA	COVID-19 Response	N	\$0	\$1,003,861	\$0	\$1,003,861	3/20/2020	9/30/2021	\$4,000,000	\$1,003,861	\$2,996,139
Department of Aging and Disability Services	RUSS MCDANIEL CARPENTRY	19SDR6203HD	Employment Opportunities Program	E	\$3,960	\$0	\$0	\$3,960	3/1/2019	12/31/2021	\$16,000	\$5,040	\$10,960
Department of Aging and Disability Services	SEABIRD ENTERPRISES INC	19SDR6201XA	Employment Opportunities Program	E	\$2,565	\$0	\$0	\$2,565	3/1/2019	12/31/2021	\$10,000	\$3,375	\$6,625
Department of Aging and Disability Services	SHARP TRAINING INC	19SDR6201XC	Employment Opportunities Program	E	\$1,890	\$0	\$0	\$1,890	3/1/2019	12/31/2021	\$18,000	\$2,655	\$15,345
Department of Aging and Disability Services	SOUTHEASTERN EMPLOYMENT SERVICES LLC	18SDR6201QK	Community Rehabilitation Provider	Y	\$64,204	\$0	\$0	\$64,204	9/1/2018	8/31/2021	\$1,606,466	\$94,286	\$1,512,180
Department of Aging and Disability Services	SOUTHWESTERN CONNECTICUT AGENCY ON	15SDRFED01SWA	Federal Title III & Title VII funding for elderly services	N	\$0	\$2,572,399	\$0	\$2,572,399	10/1/2015	9/30/2020	\$8,957,013	\$7,491,639	\$1,465,374
Department of Aging and Disability Services	SOUTHWESTERN CONNECTICUT AGENCY ON	16SDRSMPO1SWA	Senior Medicare Patrol	N	\$0	\$50,050	\$0	\$50,050	7/1/2016	6/30/2020	\$127,724	\$127,724	\$0
Department of Aging and Disability Services	SOUTHWESTERN CONNECTICUT AGENCY ON	17SDRMIP01SWA	Medicare Improvements for Patients and Providers Act Initiative	N	\$0	\$28,257	\$0	\$28,257	9/30/2017	9/29/2020	\$106,312	\$78,281	\$28,031
Department of Aging and Disability Services	SOUTHWESTERN CONNECTICUT AGENCY ON	17SDRSFA01SWA	State funded social & nutrition services for the elderly	N	\$957,166	\$0	\$0	\$957,166	7/1/2017	6/30/2022	\$4,964,838	\$2,436,759	\$2,528,079
Department of Aging and Disability Services	SOUTHWESTERN CONNECTICUT AGENCY ON	18SDRHIC01SWA	CHOICES integration health insurance with eligibility screening services for elderly clients	N	\$81,597	\$81,728	\$0	\$163,325	7/1/2018	6/30/2020	\$360,334	\$324,900	\$35,434
Department of Aging and Disability Services	SOUTHWESTERN CONNECTICUT AGENCY ON	19SDRVDC01SWA	Veteran Directed Care Home	N	\$0	\$143,796	\$0	\$143,796	1/1/2019	8/31/2021	\$266,025	\$143,796	\$122,229
Department of Aging and Disability Services	SOUTHWESTERN CONNECTICUT AGENCY ON	20SDRCOV01SWA	COVID-19 Response	N	\$0	\$1,081,000	\$0	\$1,081,000	3/20/2020	9/30/2021	\$4,000,000	\$1,081,000	\$2,919,000
Department of Aging and Disability Services	STAR INC LIGHTING THE WAY	19SDR6201YO	Employment Opportunities Program	N	\$7,144	\$0	\$0	\$7,144	3/1/2019	12/31/2021	\$30,000	\$9,439	\$20,561
Department of Aging and Disability Services	THE ALMADA LODGE-TIMES FARM CAMP	18SDR8402SF	Bureau of Education and Services for the Blind	N	\$11,700	\$0	\$0	\$11,700	6/15/2018	10/31/2020	\$87,750	\$20,475	\$67,275
Department of Aging and Disability Services	THE ARC OF LITCHFIELD COUNTY INC	19SDR6201QB	Employment Opportunities Program	N	\$7,245	\$0	\$0	\$7,245	4/1/2019	12/31/2021	\$60,000	\$10,091	\$49,909
Department of Aging and Disability Services	THE ARC OF THE FARMINGTON VALLEY INC	19SDR6201KB	Employment Opportunities Program	E	\$4,793	\$0	\$0	\$4,793	4/1/2019	12/31/2021	\$18,000	\$5,693	\$12,308
Department of Aging and Disability Services	THE CENTER FOR ADVOCACY RESEARCH	19SDR6201DH	Employment Opportunities Program	N	\$30,769	\$0	\$0	\$30,769	3/1/2019	12/31/2021	\$210,000	\$30,769	\$179,231
Department of Aging and Disability Services	THE CONNECTICUT INSTITUTE FOR THE BLIND	17SDR6202OE	Assistive Technology	N	\$0	\$81,908	\$0	\$81,908	4/15/2017	9/30/2020	\$511,000	\$320,241	\$190,759
Department of Aging and Disability Services	THE CONNECTICUT INSTITUTE FOR THE BLIND	17SDR8401FX	Bureau of Education and Services for the Blind	N	\$16,223	\$0	\$0	\$16,223	1/1/2017	6/30/2021	\$236,365	\$119,514	\$116,851
Department of Aging and Disability Services	THE CONNECTICUT INSTITUTE FOR THE BLIND	20SDR6202OE	20SDR6202OE CARES AT	N	\$0	\$17,713	\$0	\$17,713	5/1/2020	4/30/2021	\$67,130	\$17,713	\$49,417
Department of Aging and Disability Services	THE KENNEDY CENTER INC	18SDR6201OY	Community Rehabilitation Provider	Y	\$2,543	\$0	\$7,470	\$10,013	9/1/2018	8/31/2021	\$1,633,920	\$15,548	\$1,618,373



Agency	Supplier Name	Contract ID #	Contract Description	Competitive ₁	Payments				Term				
					General Fund	Federal Fund	Other Fund ₂	Total FY2020 ₃	Contract Begin Date	Contract Expire Date	Cumulative Contract Total Amount ₄	Cumulative Contract Payments ₅	Cumulative Contract Balance Remaining ₆
Department of Aging and Disability Services	TRANSITIONAL EMPLOYMENT UNLIMITED INC	18SDR6202AL	Community Rehabilitation Provider	Y	\$7,703	\$0	\$0	\$7,703	9/1/2018	8/31/2021	\$2,991,694	\$13,283	\$2,978,412
Department of Aging and Disability Services	UNITED CEREBRAL PALSY ASSOCIATION	17SDR6202AU	Assistive Technology	N	\$0	\$27,383	\$0	\$27,383	6/1/2017	9/30/2021	\$105,000	\$67,383	\$37,617
Department of Aging and Disability Services	UNITED CEREBRAL PALSY ASSOCIATION	17SDR8402AU	Bureau of Education and Services for the Blind	N	\$5,621	\$1,803	\$0	\$7,424	1/1/2017	6/30/2021	\$49,295	\$28,151	\$21,144
Department of Aging and Disability Services	VIABILITY INC	18SDR6201ES	Community Rehabilitation Provider	Y	\$5,344	\$0	\$0	\$5,344	9/1/2018	8/31/2021	\$402,340	\$8,314	\$394,026
Department of Aging and Disability Services	VISTA LIFE INNOVATIONS INC	19SDR6202BK	Employment Opportunities Program	N	\$7,538	\$0	\$0	\$7,538	3/1/2019	12/31/2021	\$35,000	\$9,653	\$25,348
Department of Aging and Disability Services	WESTERN CT AREA AGCY ON AGING	15SDRFED01WCA	Federal Title III & Title VII funding for elderly services	N	\$0	\$3,276,912	\$0	\$3,276,912	10/1/2015	9/30/2020	\$9,734,855	\$8,013,166	\$1,721,689
Department of Aging and Disability Services	WESTERN CT AREA AGCY ON AGING	16SDRSMPO1WCA	Senior Medicare Patrol	N	\$0	\$50,050	\$0	\$50,050	7/1/2016	6/30/2020	\$128,224	\$128,224	\$0
Department of Aging and Disability Services	WESTERN CT AREA AGCY ON AGING	17SDR6002CD	Assistive Technology	N	\$0	\$18,495	\$0	\$18,495	10/1/2017	9/30/2020	\$135,000	\$63,495	\$71,506
Department of Aging and Disability Services	WESTERN CT AREA AGCY ON AGING	17SDRCHS01WCA	Congregate housing services in Western CT	N	\$76,511	\$224,819	\$0	\$301,330	1/1/2017	12/31/2021	\$1,234,060	\$669,655	\$564,405
Department of Aging and Disability Services	WESTERN CT AREA AGCY ON AGING	17SDRMIP01WCA	Medicare Improvements for Patients and Providers Act Initiative	N	\$0	\$27,925	\$0	\$27,925	9/30/2017	9/29/2020	\$105,466	\$75,882	\$29,584
Department of Aging and Disability Services	WESTERN CT AREA AGCY ON AGING	17SDRSFA01WCA	State-funded social and nutrition services for the elderly	N	\$951,868	\$0	\$0	\$951,868	7/1/2017	6/30/2022	\$5,057,994	\$2,457,653	\$2,600,341
Department of Aging and Disability Services	WESTERN CT AREA AGCY ON AGING	18SDRHIC01WCA	CHOICES integration health insurance with eligibility screening services for elderly clients	N	\$81,597	\$78,392	\$0	\$159,989	7/1/2018	6/30/2020	\$360,259	\$319,835	\$40,424
Department of Aging and Disability Services	WESTERN CT AREA AGCY ON AGING	19SDRVDC01WCA	Veteran Directed Care Home	N	\$0	\$107,098	\$0	\$107,098	1/1/2019	8/31/2021	\$224,235	\$107,098	\$117,137
Department of Aging and Disability Services	WESTERN CT AREA AGCY ON AGING	20SDRCOV01WCA	COVID-19 Response	N	\$0	\$1,070,205	\$0	\$1,070,205	3/20/2020	9/30/2021	\$4,000,000	\$1,070,205	\$2,929,795
Department of Aging and Disability Services	WINDHAM REGIONAL COMMUNITY COUNCIL INC	18SDR6202OC	Assistive Technology	N	\$0	\$31,844	\$0	\$31,844	10/1/2018	9/30/2021	\$93,000	\$54,419	\$38,581
Department of Aging and Disability Services	YALE UNIVERSITY	17SDRHAP01YAU	evidence-based fall prevention program for elderly CT residents	N	\$0	\$0	\$377,955	\$377,955	7/1/2017	6/30/2021	\$1,509,888	\$1,037,928	\$471,960
Total	94				\$6,931,181	\$23,911,318	\$385,695	\$31,228,195			\$125,460,247	\$69,263,379	\$56,196,868
Department of Developmental Services	A V P INC	17DDS0147RD	Day Support Options	Q	\$2,106,967	\$0	\$0	\$2,106,967	7/1/2017	12/31/2020	\$7,503,027	\$6,292,697	\$1,210,330
Department of Developmental Services	ABILIS INC	17DDS0140RD	Day Support Options	Q	\$4,964,658	\$0	\$10,345,284	\$15,309,942	7/1/2017	12/31/2020	\$50,669,352	\$38,215,125	\$12,454,227
Department of Developmental Services	ABILITIES WITHOUT BOUNDARIES INC	17DDS0142RD	Day Support Options	Q	\$2,401,463	\$0	\$0	\$2,401,463	7/1/2017	12/31/2020	\$9,811,743	\$6,996,605	\$2,815,138
Department of Developmental Services	ABILITY BEYOND DISABILITY INC	17DDS0143RD	Day Support Options	Q	\$4,821,630	\$0	\$8,235,962	\$13,057,592	7/1/2017	12/31/2020	\$48,368,291	\$37,851,351	\$10,516,940
Department of Developmental Services	ACORD INC	17DDS0144RD	Day Support Options	Q	\$2,669,250	\$0	\$3,120,187	\$5,789,437	7/1/2017	12/31/2020	\$19,451,192	\$15,542,525	\$3,908,667
Department of Developmental Services	ADELBROOK COMMUNITY SERVICES INC	17DDS0184RD	Individualized Home Supports	Q	\$2,372,377	\$0	\$4,763,676	\$7,136,054	7/1/2017	12/31/2020	\$28,529,203	\$21,236,492	\$7,292,711
Department of Developmental Services	ALL CARE LLC	17DDS0004RD	Day Support Options	Q	\$182,867	\$0	\$0	\$182,867	7/1/2017	12/31/2020	\$1,011,036	\$583,044	\$427,992
Department of Developmental Services	ALL POINTE CARE LLC	17DDS0152RD	Day Support Options	Q	\$607,574	\$0	\$1,425,513	\$2,033,086	7/1/2017	12/31/2020	\$8,595,102	\$5,311,778	\$3,283,324
Department of Developmental Services	ALLIANCE HEALTHCARE SOLUTIONS LLC	17DDS0218RD	Day Support Options	Q	\$242,883	\$0	\$1,290,326	\$1,533,208	7/1/2017	12/31/2020	\$4,247,960	\$3,520,372	\$727,588
Department of Developmental Services	ALLIED COMMUNITY RESOURCES INC	12DDS0258OT	Administrative Fees	Q	\$1,196,471	\$0	\$1,015,003	\$2,211,474	1/1/2013	12/31/2020	\$14,489,840	\$12,819,488	\$1,670,352
Department of Developmental Services	ALLIED REHABILITATION CENTERS INC	17DDS0151RD	Day Support Options	Q	\$3,353,394	\$0	\$2,551,435	\$5,904,829	7/1/2017	12/31/2020	\$22,385,362	\$17,016,807	\$5,368,555
Department of Developmental Services	ALTERNATIVE SERVICES CONNECTICUT INC	17DDS0155RD	Day Support Options	Q	\$486,428	\$0	\$8,685,433	\$9,171,860	7/1/2017	12/31/2020	\$34,350,293	\$26,449,071	\$7,901,222
Department of Developmental Services	ALTERNATIVES INC	17DDS0156RD	Day Support Options	Q	\$623,540	\$0	\$2,416,351	\$3,039,891	7/1/2017	12/31/2020	\$10,918,296	\$8,288,554	\$2,629,742
Department of Developmental Services	APPLIED BEHAVIORAL SCIENCES LLC	18DDS5153CSPOSO1	consultative psychological services to individuals	Q	\$8,215	\$0	\$0	\$8,215	7/1/2018	6/30/2021	\$60,000	\$20,405	\$39,595
Department of Developmental Services	ARC OF GREATER NEW HAVEN INC	17DDS0159RD	Day Support Options	Q	\$2,804,039	\$0	\$0	\$2,804,039	7/1/2017	12/31/2020	\$9,720,204	\$8,084,420	\$1,635,784
Department of Developmental Services	AREA COOPERATIVE EDUCATIONAL SERVICES	17DDS0164RD	Day Support Options	Q	\$2,283,317	\$0	\$78,199	\$2,361,515	7/1/2017	12/31/2020	\$11,735,255	\$6,879,211	\$4,856,044
Department of Developmental Services	ARI OF CONNECTICUT INC	17DDS0165RD	Day Support Options	Q	\$1,696,820	\$0	\$3,384,498	\$5,081,318	7/1/2017	12/31/2020	\$19,977,828	\$15,163,450	\$4,814,378
Department of Developmental Services	ASCENSION HABILITATIVE SUPPORT SERVICES	18DDS0001RDPOSO1	Continuous Residential Supports	Q	\$109,616	\$0	\$736,444	\$846,061	9/15/2018	12/31/2020	\$1,946,481	\$1,285,866	\$660,615
Department of Developmental Services	ASSOCIATED NEUROLOGISTS	19DDS1007CS	Neurological consultation services for residents of Southbury Training School (STS)	E	\$7,688	\$0	\$0	\$7,688	7/1/2019	6/30/2020	\$10,000	\$7,688	\$2,313
Department of Developmental Services	BAROCO CORP	17DDS0168RD	Day Support Options	Q	\$3,355,880	\$0	\$0	\$3,355,880	7/1/2017	12/31/2020	\$12,459,614	\$10,262,422	\$2,197,192
Department of Developmental Services	BECKET FAMILY OF SERVICES	17DDS0102OT	Medical Services-Non-Profits	Q	\$2,500	\$0	\$0	\$2,500	7/1/2017	6/30/2023	\$150,000	\$15,000	\$135,000
Department of Developmental Services	BEHAVIORAL MANAGEMENT LLC	17DDS0223RD	Day Support Options	Q	\$1,268,239	\$0	\$166,261	\$1,434,500	7/1/2017	12/31/2020	\$6,227,192	\$4,260,703	\$1,966,489



Agency	Supplier Name	Contract ID #	Contract Description	Competitive	Payments				Term				
					General Fund	Federal Fund	Other Fund	Total FY20	Contract Begin Date	Contract Expire Date	Cumulative Contract Total Amount	Cumulative Contract Payments	Cumulative Contract Balance Remaining
Department of Developmental Services	BENHAVEN INC	17DDS0170RD	Group Employment	Q	\$1,309,003	\$0	\$4,162,481	\$5,471,485	7/1/2017	12/31/2020	\$18,228,710	\$13,650,232	\$4,578,478
Department of Developmental Services	BEST BUDDIES INTERNATIONAL INC	17DDS0012FS	Client Services- General	Q	\$195,500	\$0	\$0	\$195,500	7/19/2017	6/30/2021	\$782,000	\$537,625	\$244,375
Department of Developmental Services	BRIAN HOUSE INC	17DDS0172RD	Community Living Arrangements	Q	\$0	\$0	\$5,513,135	\$5,513,135	7/1/2017	12/31/2020	\$18,515,230	\$15,388,010	\$3,127,220
Department of Developmental Services	BRISTOL ADULT RESOURCE CENTER INC	17DDS0167RD	Day Support Options	Q	\$3,040,389	\$0	\$4,499,160	\$7,539,548	7/1/2017	12/31/2020	\$31,624,895	\$21,033,264	\$10,591,631
Department of Developmental Services	BUCKINGHAM COMM SERV OF CT INC	17DDS0174RD	Day Support Options	Q	\$1,646,556	\$0	\$352,970	\$1,999,526	7/1/2017	12/31/2020	\$9,163,965	\$5,682,873	\$3,481,092
Department of Developmental Services	CAPITOL REGION EDUCATION COUNCIL	17DDS0285RD	Community Living Arrangements	Q	\$299,101	\$0	\$0	\$299,101	7/1/2017	12/31/2020	\$1,788,043	\$1,062,882	\$725,161
Department of Developmental Services	CATHOLIC CHARITIES INC	17DDS0176RD	Day Support Options	Q	\$857,355	\$0	\$4,214,140	\$5,071,495	7/1/2017	12/31/2020	\$15,804,650	\$12,890,263	\$2,914,387
Department of Developmental Services	CCARC INC	17DDS0177RD	Day Support Options	Q	\$3,725,035	\$0	\$7,159,047	\$10,884,082	7/1/2017	12/31/2020	\$39,129,080	\$30,176,846	\$8,952,234
Department of Developmental Services	CENTER FOR PEDIATRIC THERAPY- FAIRFIELD	16DDS1004CS	Occupational Therapy Services in Public Facility Located in Norwalk, CT and Affiliated Public Community Settings	Q	\$71,464	\$0	\$0	\$71,464	7/1/2016	6/30/2022	\$547,128	\$340,242	\$206,886
Department of Developmental Services	CENTER OF HOPE FOUNDATION INC	17DDS178RD	Day Support Options	Q	\$1,324,987	\$0	\$0	\$1,324,987	7/1/2017	12/31/2020	\$5,996,184	\$4,393,869	\$1,602,315
Department of Developmental Services	CEREBRAL PALSY OF WESTCHESTER	17DDS0002RD	Day Support Options	Q	\$1,188,634	\$0	\$0	\$1,188,634	7/1/2017	12/31/2020	\$4,737,370	\$3,541,281	\$1,196,089
Department of Developmental Services	CHAPEL HAVEN SCHLEIFER CENTER INC	17DDS0179RD	Day Support Options	Q	\$343,550	\$0	\$334,514	\$678,064	7/1/2017	12/31/2020	\$3,163,462	\$1,813,394	\$1,350,068
Department of Developmental Services	CHEZ NOUS INC	17DDS0180RD	Continuous Residential Supports	Q	\$0	\$0	\$286,202	\$286,202	7/1/2017	12/31/2020	\$871,551	\$751,525	\$120,026
Department of Developmental Services	CLASP HOMES INC	17DDS0181RD	Day Support Options	Q	\$805,526	\$0	\$5,865,517	\$6,671,043	7/1/2017	12/31/2020	\$25,094,138	\$18,709,582	\$6,384,556
Department of Developmental Services	CLIFFORD W BEERS GUIDANCE CLINIC INC	19DDS0002RDP0S01	ACCORD Program	Q	\$125,000	\$0	\$0	\$125,000	6/1/2019	6/30/2021	\$1,000,000	\$125,000	\$875,000
Department of Developmental Services	COMMUNITY RESIDENCES INC	17DDS0183RD	Day Support Options	Q	\$5,181,675	\$0	\$26,794,672	\$31,976,346	7/1/2017	12/31/2020	\$111,817,356	\$82,696,602	\$29,120,754
Department of Developmental Services	COMMUNITY SOCIAL INTEGRATION LLC	17DDS0185RD	Day Support Options	Q	\$630,297	\$0	\$5,062,418	\$5,692,715	7/1/2017	12/31/2020	\$19,461,546	\$16,275,507	\$3,186,039
Department of Developmental Services	COMMUNITY SYSTEMS INC	17DDS0186RD	Day Support Options	Q	\$2,358,818	\$0	\$17,753,361	\$20,112,179	7/1/2017	12/31/2020	\$70,127,402	\$53,658,377	\$16,469,025
Department of Developmental Services	COMMUNITY VOCATIONAL SVS INC	17DDS0187RD	Day Support Options	Q	\$614,157	\$0	\$1,194,294	\$1,808,451	7/1/2017	12/31/2020	\$5,723,525	\$4,869,768	\$853,757
Department of Developmental Services	CONNECTICUT BEHAVIORAL HEALTH	17DDS0206RD	Individualized Home Supports	Q	\$29,886	\$0	\$0	\$29,886	7/1/2017	12/31/2020	\$287,886	\$157,410	\$130,476
Department of Developmental Services	CONNECTICUT MENTAL HEALTH SPECIALIST INC	17DDS2004CS	Psychiatric Consultative Svcs	Q	\$8,400	\$0	\$0	\$8,400	7/1/2017	6/30/2020	\$86,400	\$30,400	\$56,000
Department of Developmental Services	CONNECTICUT MENTAL HEALTH SPECIALIST INC	19DDS1005CS	On site Psychiatric and Behavioral services for individuals.	E	\$3,650	\$0	\$0	\$3,650	7/1/2019	6/30/2020	\$4,050	\$3,650	\$400
Department of Developmental Services	CONNECTICUT SPECIAL OLYMPICS INC	17DDS0101OT	Client Services- General	Q	\$317,500	\$0	\$0	\$317,500	7/1/2017	6/30/2021	\$1,200,000	\$900,000	\$300,000
Department of Developmental Services	CONTINUUM OF CARE INC	17DDS0189RD	Day Support Options	Q	\$887,979	\$0	\$10,220,781	\$11,108,760	7/1/2017	12/31/2020	\$42,541,525	\$32,265,483	\$10,276,042
Department of Developmental Services	CORPORATION FOR PUBLIC MANAGEMENT	17DDS0190RD	Day Support Options	Q	\$2,911,746	\$0	\$4,486,586	\$7,398,332	7/1/2017	12/31/2020	\$26,803,079	\$19,229,742	\$7,573,337
Department of Developmental Services	CW RESOURCES INC	17DDS0194RD	Day Support Options	Q	\$8,665,615	\$0	\$0	\$8,665,615	7/1/2017	12/31/2020	\$39,971,435	\$26,259,861	\$13,711,574
Department of Developmental Services	DISABILITY RESOURCE NETWORKING	17DDS0191RD	Day Support Options	Q	\$1,689,609	\$0	\$119,753	\$1,809,362	7/1/2017	12/31/2020	\$7,197,290	\$5,702,456	\$1,494,834
Department of Developmental Services	DUNGARVIN CONNECTICUT LLC	17DDS0192RD	Day Support Options	Q	\$754,371	\$0	\$8,916,065	\$9,670,437	7/1/2017	12/31/2020	\$33,609,253	\$24,522,925	\$9,086,328
Department of Developmental Services	EASTER SEAL REHABILITATION CENTER OF	17DDS0201RD	Day Support Options	Q	\$3,768,867	\$0	\$22,430	\$3,791,297	7/1/2017	12/31/2020	\$13,751,526	\$9,476,300	\$4,275,226
Department of Developmental Services	EASTERN COMMUNITY DEV CORP	17DDS0202RD	Day Support Options	Q	\$774,725	\$0	\$5,826,087	\$6,600,811	7/1/2017	12/31/2020	\$21,985,357	\$16,765,985	\$5,219,372
Department of Developmental Services	EASTERSEALS CAPITAL REGION & EASTERN	17DDS0200RD	Day Support Options	Q	\$2,422,392	\$0	\$7,668	\$2,430,061	7/1/2017	12/31/2020	\$10,509,743	\$7,450,851	\$3,058,892
Department of Developmental Services	EDADVANCE	17DDS0203RD	Day Support Options	Q	\$372,236	\$0	\$1,393,149	\$1,765,385	7/1/2017	12/31/2020	\$7,911,739	\$5,263,325	\$2,648,414
Department of Developmental Services	EDUCATIONAL CONSULTANTS GROUP	17DDS0286RD	Continuous Residential Supports	Q	\$0	\$0	\$457,402	\$457,402	7/1/2017	12/31/2020	\$1,589,589	\$1,168,604	\$420,985
Department of Developmental Services	EMPLOYMENT OPTIONS LLC	17DDS0153RD	Day Support Options	Q	\$905,764	\$0	\$1,025,469	\$1,931,234	7/1/2017	12/31/2020	\$8,895,884	\$5,750,162	\$3,145,722
Department of Developmental Services	FAMILY OPTIONS	17DDS0204RD	Day Support Options	Q	\$175,573	\$0	\$4,280,286	\$4,455,858	7/1/2017	12/31/2020	\$16,463,831	\$13,041,911	\$3,421,920
Department of Developmental Services	FAMILY PARTNERSHIP OF CT LLC	17DDS0219RD	Day Support Options	Q	\$971,430	\$0	\$128,967	\$1,100,397	7/1/2017	12/31/2020	\$3,978,904	\$3,098,240	\$880,664
Department of Developmental Services	FAMILY SUPPORT TEAM LLC	17DDS0169RD	Individualized Home Supports	Q	\$213,313	\$0	\$218,067	\$431,380	7/1/2017	12/31/2020	\$1,357,808	\$899,034	\$458,774
Department of Developmental Services	FRIENDS OF NEW MILFORD INC	17DDS0207RD	Day Support Options	Q	\$331,153	\$0	\$163,131	\$494,283	7/1/2017	12/31/2020	\$3,668,943	\$2,620,780	\$1,048,163
Department of Developmental Services	FUTURES INC	17DDS0208RD	Day Support Options	Q	\$1,555,177	\$0	\$161,364	\$1,716,541	7/1/2017	12/31/2020	\$7,221,721	\$4,993,359	\$2,228,362
Department of Developmental Services	G I L FOUNDATION INC	17DDS0213RD	Day Support Options	Q	\$278,245	\$0	\$3,567,940	\$3,846,185	7/1/2017	12/31/2020	\$13,327,391	\$10,695,729	\$2,631,662
Department of Developmental Services	GOOD LIFE RESIDENTIAL LLC	17DDS0001RD	Individualized Home Supports	Q	\$640,761	\$0	\$161,205	\$801,966	7/1/2017	12/31/2020	\$3,630,001	\$2,053,761	\$1,576,240
Department of Developmental Services	GOODWILL INDUSTRIES OF SOUTHERN	17DDS0199RD	Day Support Options	Q	\$3,640,016	\$0	\$0	\$3,640,016	7/1/2017	12/31/2020	\$14,080,268	\$10,788,958	\$3,291,310
Department of Developmental Services	GOODWILL OF WESTERN AND NORTHERN	17DDS0210RD	Day Support Options	Q	\$3,245,686	\$0	\$312,568	\$3,558,255	7/1/2017	12/31/2020	\$17,339,886	\$10,720,593	\$6,619,293
Department of Developmental Services	GREEN CHIMNEYS CHILDREN SERVICES	17DDS0212RD	Group Employment	Q	\$38,419	\$0	\$673,707	\$712,126	7/1/2017	12/31/2020	\$3,987,228	\$2,498,922	\$1,488,306
Department of Developmental Services	GROWERS INC	17DDS0145RD	Group Employment	Q	\$624,863	\$0	\$624,863	\$1,249,726	7/1/2017	12/31/2020	\$2,559,581	\$1,679,105	\$880,476
Department of Developmental Services	GUIDE INC	17DDS0216RD	Day Support Options	Q	\$367,235	\$0	\$1,540,260	\$1,907,495	7/1/2017	12/31/2020	\$6,010,864	\$4,976,366	\$1,034,498
Department of Developmental Services	HARC INC	17DDS0211RD	Day Support Options	Q	\$6,132,727	\$0	\$5,985,147	\$12,117,874	7/1/2017	12/31/2020	\$46,702,270	\$34,679,693	\$12,022,577
Department of Developmental Services	HART UNITED INC	17DDS0217RD	Day Support Options	Q	\$100,553	\$0	\$8,062,342	\$8,162,895	7/1/2017	12/31/2020	\$26,005,474	\$21,260,597	\$4,744,877



Agency	Supplier Name	Contract ID #	Contract Description	Competitive	Payments				Term				
					General Fund	Federal Fund	Other Fund	Total FY2020	Contract Begin Date	Contract Expire Date	Cumulative Contract Total Amount	Cumulative Contract Payments	Cumulative Contract Balance Remaining
Department of Developmental Services	HELPING PEOPLE EXCEL INC	17DDS0198RD	Day Support Options	Q	\$905,034	\$0	\$3,038,288	\$3,943,322	7/1/2017	12/31/2020	\$15,029,638	\$10,738,174	\$4,291,464
Department of Developmental Services	HISPANIC COALITION OF GREATER WATERBURY	17DDS0287RD	Day Support Options	Q	\$188,388	\$0	\$286,654	\$475,042	7/1/2017	12/31/2020	\$1,342,213	\$1,031,620	\$310,593
Department of Developmental Services	HORIZONS PROGRAMS INC	17DDS0220RD	Day Support Options	Q	\$4,656,397	\$0	\$4,419,709	\$9,076,106	7/1/2017	12/31/2020	\$32,297,118	\$24,390,415	\$7,906,703
Department of Developmental Services	HUMANIDAD INC	17DDS0221RD	Community Living Arrangements	Q	\$0	\$0	\$3,185,176	\$3,185,176	7/1/2017	12/31/2020	\$11,677,603	\$8,758,010	\$2,919,593
Department of Developmental Services	ICES INC	17DDS0222RD	Day Support Options	Q	\$3,090,837	\$0	\$9,391,873	\$12,482,710	7/1/2017	12/31/2020	\$46,330,952	\$34,613,422	\$11,717,530
Department of Developmental Services	INCLUSION FIRST LLC	17DDS0205RD	Day Support Options	Q	\$152,546	\$0	\$197,972	\$350,518	7/1/2017	12/31/2020	\$1,447,562	\$940,464	\$507,098
Department of Developmental Services	INSTITUTE OF PROFESSIONAL PRACTICE	17DDS0224RD	Day Support Options	Q	\$793,258	\$0	\$8,346,600	\$9,139,858	7/1/2017	12/31/2020	\$34,945,434	\$25,403,288	\$9,542,146
Department of Developmental Services	JEWISH ASSOCIATION FOR COMMUNITY LIVING	17DDS0225RD	Day Support Options	Q	\$112,886	\$0	\$3,255,464	\$3,368,350	7/1/2017	12/31/2020	\$12,051,655	\$9,286,338	\$2,765,317
Department of Developmental Services	JOURNEY FOUND INC	17DDS0215RD	Day Support Options	Q	\$1,136,758	\$0	\$11,084,506	\$12,221,264	7/1/2017	12/31/2020	\$44,284,312	\$33,905,102	\$10,379,210
Department of Developmental Services	KENCREST SERVICES	17DDS0197RD	Day Support Options	Q	\$561,769	\$0	\$5,878,830	\$6,440,599	7/1/2017	12/31/2020	\$23,737,892	\$18,230,548	\$5,507,344
Department of Developmental Services	KEY HUMAN SERVICES INC	17DDS0229RD	Day Support Options	Q	\$971,650	\$0	\$19,228,580	\$20,200,230	7/1/2017	12/31/2020	\$77,349,093	\$59,412,878	\$17,936,215
Department of Developmental Services	KUHN EMPLOYMENT OPPORTUNITIES INC	17DDS0230RD	Day Support Options	Q	\$2,756,546	\$0	\$0	\$2,756,546	7/1/2017	12/31/2020	\$11,239,476	\$7,980,979	\$3,258,497
Department of Developmental Services	LIFE NEEDS COOP INC	17DDS0003RD	Day Support Options	Q	\$246,182	\$0	\$758,236	\$1,004,418	7/1/2017	12/31/2020	\$3,099,744	\$2,527,029	\$572,715
Department of Developmental Services	LIVING INNOVATIONS SUPPORT SERVICES INC	18DDS0003RD	Community Companion Homes	Q	\$0	\$0	\$435,867	\$435,867	10/3/2018	12/31/2020	\$1,283,404	\$779,543	\$503,861
Department of Developmental Services	MARC COMMUNITY RESOURCES LTD	17DDS0233RD	Day Support Options	Q	\$3,225,629	\$0	\$3,675,663	\$6,901,292	7/1/2017	12/31/2020	\$25,834,844	\$19,205,442	\$6,629,402
Department of Developmental Services	MARC INC OF MANCHESTER	17DDS0234RD	Day Support Options	Q	\$5,317,841	\$0	\$5,181,903	\$10,499,744	7/1/2017	12/31/2020	\$38,932,275	\$28,877,782	\$10,054,493
Department of Developmental Services	MARCH INC OF MANCHESTER	17DDS0235RD	Day Support Options	Q	\$299,193	\$0	\$6,707,741	\$7,006,934	7/1/2017	12/31/2020	\$25,003,229	\$19,495,180	\$5,508,049
Department of Developmental Services	MARRAKECH HOUSING OPTIONS INC	17DDS0236RD	Day Support Options	Q	\$5,438,643	\$0	\$19,173,541	\$24,612,184	7/1/2017	12/31/2020	\$85,000,085	\$68,874,666	\$22,015,419
Department of Developmental Services	MIDSTATE ARC INC	17DDS0160RD	Day Support Options	Q	\$4,889,848	\$0	\$7,450,039	\$12,339,887	7/1/2017	12/31/2020	\$47,117,836	\$34,840,609	\$12,277,227
Department of Developmental Services	MILESTONES BEHAVIORAL SERVICES INC	17DDS0150RD	Day Support Options	Q	\$1,423,526	\$0	\$0	\$1,423,526	7/1/2017	12/31/2020	\$4,804,869	\$3,451,326	\$1,353,543
Department of Developmental Services	MOSAIC	17DDS0238RD	Day Support Options	Q	\$778,410	\$0	\$16,306,262	\$17,084,672	7/1/2017	12/31/2020	\$54,994,263	\$45,690,935	\$9,303,328
Department of Developmental Services	NAFI CONNECTICUT INC	17DDS0239RD	Day Support Options	Q	\$13,971	\$0	\$1,332,601	\$1,346,572	7/1/2017	12/31/2020	\$4,906,157	\$3,923,786	\$982,371
Department of Developmental Services	NETWORK INC	17DDS0246RD	Day Support Options	Q	\$3,358,590	\$0	\$17,538,078	\$20,896,668	7/1/2017	12/31/2020	\$64,499,664	\$45,194,003	\$19,305,661
Department of Developmental Services	NEW BEGINNINGS FOR LIFE LLC	17DDS0241RD	Day Support Options	Q	\$1,182,242	\$0	\$1,674,130	\$2,856,372	7/1/2017	12/31/2020	\$8,665,836	\$7,302,751	\$1,363,085
Department of Developmental Services	NEW CANAAN GROUP HOME INC	17DDS0242RD	Community Living Arrangements	Q	\$0	\$0	\$463,696	\$463,696	7/1/2017	12/31/2020	\$1,431,738	\$1,236,334	\$195,404
Department of Developmental Services	NEW ENGLAND BUSINESS ASSOCIATES INC	17DDS0240RD	Group Employment	Q	\$584,215	\$0	\$0	\$584,215	7/1/2017	12/31/2020	\$2,489,655	\$1,621,583	\$868,072
Department of Developmental Services	NEW ENGLAND RESIDENTIAL SERVICES INC	17DDS0245RD	Day Support Options	Q	\$121,479	\$0	\$6,009,360	\$6,130,838	7/1/2017	12/31/2020	\$20,477,533	\$17,292,032	\$3,185,501
Department of Developmental Services	NEW FOUNDATIONS INC	17DDS0243RD	Day Support Options	Q	\$67,442	\$0	\$2,399,415	\$2,466,858	7/1/2017	12/31/2020	\$8,566,970	\$6,917,810	\$1,649,160
Department of Developmental Services	NEW SEASONS INC	17DDS0247RD	Day Support Options	Q	\$154,717	\$0	\$650,699	\$805,416	7/1/2017	6/30/2020	\$21,111,848	\$15,346,072	\$5,765,776
Department of Developmental Services	NORTHEAST MEDICAL GROUP INC	15DDS1004CS	Training School	Q	\$4,900	\$0	\$0	\$4,900	12/1/2015	11/30/2018	\$25,200	\$25,200	\$0
Department of Developmental Services	NORTHEAST PLACEMENT SERVICES INC	17DDS0244RD	Day Support Options	Q	\$1,395,381	\$0	\$2,736,048	\$4,131,428	7/1/2017	12/31/2020	\$13,970,986	\$11,600,370	\$2,370,616
Department of Developmental Services	OPPORTUNITY HOUSE INC	17DDS0248RD	Day Support Options	Q	\$809,928	\$0	\$2,422,573	\$3,232,501	7/1/2017	12/31/2020	\$9,656,038	\$8,125,418	\$1,530,620
Department of Developmental Services	OPPORTUNITY WORKS CONNECTICUT INC	17DDS0249RD	Day Support Options	Q	\$2,839,906	\$0	\$0	\$2,839,906	7/1/2017	12/31/2020	\$9,623,095	\$7,570,174	\$2,052,921
Department of Developmental Services	OPTIONS UNLIMITED INC	17DDS0250RD	Day Support Options	Q	\$270,562	\$0	\$4,388,986	\$4,659,548	7/1/2017	12/31/2020	\$17,252,109	\$13,378,115	\$3,873,994
Department of Developmental Services	PRIMECARE INC	17DDS0251RD	Day Support Options	Q	\$4,694,351	\$0	\$10,566,943	\$15,261,294	7/1/2017	12/31/2020	\$56,627,547	\$43,201,766	\$13,425,781
Department of Developmental Services	PROHEALTH PHYSICIANS PC	17DDS2006CS	Primary Care Medical Services	Q	\$101,136	\$0	\$0	\$101,136	7/6/2017	6/30/2022	\$606,816	\$294,980	\$311,836
Department of Developmental Services	REHABILITATION ASSOCIATES OF CONNECTICUT	15DDS1005CS	PT/OT/SLP Services in Public Facilities Located in Stratford EGC and Affiliated Public Community Settings	Q	\$370,105	\$0	\$0	\$370,105	1/1/2016	12/31/2020	\$2,330,000	\$1,946,164	\$383,836
Department of Developmental Services	RELANCE HEALTH INC	17DDS0252RD	Day Support Options	Q	\$221,152	\$0	\$1,412,987	\$1,634,138	7/1/2017	12/31/2020	\$5,782,726	\$4,220,746	\$1,561,980
Department of Developmental Services	RESOURCES FOR HUMAN DEVELOPMENT INC	17DDS0254RD	Day Support Options	Q	\$1,412,660	\$0	\$7,615,479	\$9,028,140	7/1/2017	12/31/2020	\$31,798,064	\$24,763,851	\$7,034,213
Department of Developmental Services	RMS DEVELOPMENT INC	17DDS0256RD	Day Support Options	Q	\$606,749	\$0	\$22,922,147	\$23,528,897	7/1/2017	12/31/2020	\$78,146,827	\$62,982,926	\$15,163,901
Department of Developmental Services	ROBIN'S NEST INTERGENERATIONAL DAYCARE	17DDS0255RD	Day Support Options	Q	\$296,330	\$0	\$1,318,891	\$1,615,220	7/1/2017	12/31/2020	\$7,531,528	\$4,392,272	\$3,139,256
Department of Developmental Services	SAINT CATHERINE CENTER FOR SPECIAL NEEDS	17DDS0005RD	Day Support Options	Q	\$827,236	\$0	\$0	\$827,236	7/1/2017	12/31/2020	\$2,770,272	\$2,195,641	\$574,631
Department of Developmental Services	SARAH INC	17DDS0259RD	Day Support Options	Q	\$4,519,862	\$0	\$121,250	\$4,641,112	7/1/2017	12/31/2020	\$21,279,424	\$13,812,417	\$7,467,007
Department of Developmental Services	SARAH SENECA RESIDENTIAL SERV	17DDS0257RD	Day Support Options	Q	\$403,543	\$0	\$6,319,614	\$6,723,157	7/1/2017	12/31/2020	\$24,537,017	\$18,837,994	\$5,699,023
Department of Developmental Services	SARAH TUXIS RESIDENTIAL SERVICES INC	17DDS0258RD	Day Support Options	Q	\$1,190,431	\$0	\$8,253,444	\$9,443,874	7/1/2017	12/31/2020	\$32,851,197	\$26,260,582	\$6,590,615
Department of Developmental Services	SEABIRD ENTERPRISES INC	17DDS0260RD	Day Support Options	Q	\$4,876,374	\$0	\$0	\$4,876,374	7/1/2017	12/31/2020	\$18,347,281	\$14,562,218	\$3,785,063
Department of Developmental Services	SENIOR CARE CENTERS OF CONNECTICUT INC	17DDS0261RD	Day Support Options	Q	\$166,401	\$0	\$0	\$166,401	7/1/2017	12/31/2020	\$680,968	\$525,972	\$154,996
Department of Developmental Services	SHARP TRAINING INC	17DDS0262RD	Day Support Options	Q	\$3,406,829	\$0	\$414,319	\$3,821,149	7/1/2017	12/31/2020	\$14,119,023	\$10,888,705	\$3,230,318
Department of Developmental Services	SISTERS LLC	17DDS0007RD	Day Support Options	Q	\$642,816	\$0	\$93,588	\$736,404	7/1/2017	12/31/2020	\$3,108,871	\$2,316,850	\$792,021
Department of Developmental Services	SOUTHEASTERN EMPLOYMENT SERVICES LLC	17DDS0263RD	Day Support Options	Q	\$382,749	\$0	\$0	\$382,749	7/1/2017	12/31/2020	\$2,462,932	\$1,103,057	\$1,359,875



Agency	Supplier Name	Contract ID #	Contract Description	Competitive	Payments				Term				
					General Fund	Federal Fund	Other Fund	Total FY20	Contract Begin Date	Contract Expire Date	Cumulative Contract Total Amount	Cumulative Contract Payments	Cumulative Contract Balance Remaining
Department of Developmental Services	ST FRANCIS HOSPITAL & MEDICAL CENTER	18DDS0105CS	Dental Services	Q	\$110,675	\$0	\$0	\$110,675	7/1/2018	6/30/2022	\$548,000	\$274,000	\$274,000
Department of Developmental Services	ST VINCENT'S SPECIAL NEEDS CENTER INC	17DDS0264RD	Day Support Options	Q	\$3,180,642	\$0	\$5,131,670	\$8,312,312	7/1/2017	12/31/2020	\$33,364,013	\$25,271,681	\$8,092,332
Department of Developmental Services	STAR INC LIGHTING THE WAY	17DDS0265RD	Day Support Options	Q	\$4,046,408	\$0	\$6,883,566	\$10,929,974	7/1/2017	12/31/2020	\$40,872,422	\$31,732,044	\$9,140,378
Department of Developmental Services	SUNRISE NORTHEAST INC	17DDS0266RD	Day Support Options	Q	\$1,676,959	\$0	\$13,775,969	\$15,452,622	7/1/2017	12/31/2020	\$54,980,645	\$45,923,371	\$9,057,274
Department of Developmental Services	SUNSET HILL INC	17DDS0267RD	Day Support Options	Q	\$103,475	\$0	\$379,862	\$483,337	7/1/2017	12/31/2020	\$1,657,668	\$1,370,883	\$286,785
Department of Developmental Services	SUNSET SHORES OF MILFORD INC	12DDS0259OT	Administrative Fees	Q	\$1,219,365	\$0	\$1,362,539	\$2,581,904	1/1/2013	12/31/2020	\$13,451,735	\$13,035,728	\$416,007
Department of Developmental Services	SUNSET SHORES OF MILFORD INC	17DDS0268RD	Day Support Options	Q	\$510,931	\$0	\$0	\$510,931	7/1/2017	12/31/2020	\$1,776,117	\$1,485,746	\$290,371
Department of Developmental Services	THE ARC EASTERN CONNECTICUT	17DDS0161RD	Day Support Options	Q	\$6,024,109	\$0	\$11,395,375	\$17,419,484	7/1/2017	12/31/2020	\$51,160,920	\$38,476,534	\$12,684,386
Department of Developmental Services	THE ARC OF LITCHFIELD COUNTY INC	17DDS0231RD	Day Support Options	Q	\$3,049,462	\$0	\$2,733,691	\$5,783,153	7/1/2017	12/31/2020	\$23,565,285	\$15,920,424	\$7,644,861
Department of Developmental Services	THE ARC OF QUINEBAUG VALLEY INC	17DDS0162RD	Day Support Options	Q	\$203,923	\$0	\$417,500	\$621,423	7/1/2017	6/30/2020	\$14,991,903	\$8,668,525	\$6,323,378
Department of Developmental Services	THE ARC OF SOUTHWINGTON INC	17DDS0163RD	Day Support Options	Q	\$224,311	\$0	\$5,411,762	\$5,636,073	7/1/2017	12/31/2020	\$20,748,517	\$16,144,799	\$4,603,718
Department of Developmental Services	THE ARC OF THE FARMINGTON VALLEY INC	17DDS0158RD	Day Support Options	Q	\$6,149,995	\$0	\$5,545,465	\$11,695,460	7/1/2017	12/31/2020	\$38,825,105	\$31,426,519	\$7,398,586
Department of Developmental Services	THE CARING COMMUNITY OF CONNECTICUT INC	17DDS0175RD	Day Support Options	Q	\$2,925,415	\$0	\$13,712,736	\$16,638,151	7/1/2017	12/31/2020	\$54,415,844	\$42,213,106	\$10,202,738
Department of Developmental Services	THE CHILDREN'S CENTER OF HAMDEN INC	18DDS0002RD	Community Living Arrangements	Q	\$0	\$0	\$1,213,414	\$1,213,414	4/1/2018	12/31/2020	\$2,974,371	\$2,551,801	\$422,570
Department of Developmental Services	THE CONNECTICUT INSTITUTE FOR THE BLIND	17DDS0188RD	Day Support Options	Q	\$4,386,447	\$0	\$34,427,377	\$38,813,825	7/1/2017	12/31/2020	\$152,447,850	\$110,112,086	\$42,335,764
Department of Developmental Services	THE KENNEDY CENTER INC	17DDS0228RD	Day Support Options	Q	\$14,308,648	\$0	\$9,192,554	\$23,501,202	7/1/2017	12/31/2020	\$89,400,256	\$68,992,776	\$20,407,480
Department of Developmental Services	THE LIGHTHOUSE VOC-ED CENTER INC	17DDS0232RD	Day Support Options	Q	\$686,608	\$0	\$0	\$686,608	7/1/2017	12/31/2020	\$2,551,665	\$1,731,959	\$819,706
Department of Developmental Services	THE VANTAGE GROUP INC	17DDS0275RD	Day Support Options	Q	\$1,098,340	\$0	\$4,794,070	\$5,892,410	7/1/2017	12/31/2020	\$21,131,099	\$16,546,578	\$4,584,521
Department of Developmental Services	THE WEST HAVEN COMMUNITY HOUSE	17DDS0280RD	Day Support Options	Q	\$1,596,315	\$0	\$2,491,052	\$4,087,367	7/1/2017	12/31/2020	\$13,583,941	\$11,486,921	\$2,097,020
Department of Developmental Services	TRANSITIONAL EMPLOYMENT UNLIMITED INC	17DDS0269RD	Day Support Options	Q	\$704,306	\$0	\$0	\$704,306	7/1/2017	12/31/2020	\$2,774,298	\$1,770,547	\$1,003,751
Department of Developmental Services	TURNING LEAF AGENCY CORP	17DDS0271RD	Group Employment	Q	\$232,973	\$0	\$1,745,098	\$1,978,071	7/1/2017	12/31/2020	\$8,564,786	\$5,465,868	\$3,098,918
Department of Developmental Services	UNITED CEREBRAL PALSY ASSOCIATION	17DDS0273RD	Day Support Options	Q	\$2,218,613	\$0	\$897,744	\$3,116,357	7/1/2017	12/31/2020	\$11,467,922	\$8,846,680	\$2,621,242
Department of Developmental Services	VIABILITY INC	17DDS0182RD	Day Support Options	Q	\$2,519,994	\$0	\$1,742,236	\$4,262,230	7/1/2017	12/31/2020	\$16,118,334	\$11,836,323	\$4,282,011
Department of Developmental Services	VINFEN CORPORATION OF CONNECTICUT INC	17DDS0277RD	Day Support Options	Q	\$2,143,122	\$0	\$13,906,873	\$16,049,995	7/1/2017	12/31/2020	\$60,565,184	\$45,922,997	\$14,642,187
Department of Developmental Services	VISTA LIFE INNOVATIONS INC	17DDS0278RD	Day Support Options	Q	\$1,054,438	\$0	\$1,432,331	\$2,486,770	7/1/2017	12/31/2020	\$9,024,343	\$6,698,790	\$2,325,553
Department of Developmental Services	WATERBURY ARC INC	17DDS0279RD	Day Support Options	Q	\$3,714,940	\$0	\$255,062	\$3,970,002	7/1/2017	12/31/2020	\$16,632,190	\$11,719,828	\$4,912,362
Department of Developmental Services	WHEELER CLINIC INC	17DDS2005CS	In-Home Training	Q	\$87,432	\$0	\$0	\$87,432	7/1/2017	6/30/2023	\$720,000	\$285,776	\$434,224
Department of Developmental Services	WHOLE LIFE INC	17DDS0281RD	Day Support Options	Q	\$3,852,550	\$0	\$16,925,856	\$20,778,405	7/1/2017	12/31/2020	\$69,797,452	\$55,597,140	\$14,200,312
Department of Developmental Services	WINCHESTER TOWN TREASURER	17DDS0284RD	Day Support Options	E	\$230,159	\$0	\$0	\$230,159	7/1/2017	12/31/2020	\$870,911	\$730,058	\$140,853
Department of Developmental Services	WINDSOR INDEPENDENT LIVING	17DDS0282RD	Day Support Options	Q	\$580,214	\$0	\$3,282,159	\$3,862,373	7/1/2017	12/31/2020	\$13,323,209	\$10,823,344	\$2,499,865
Total	150				\$243,818,617	\$0	\$575,299,513	\$819,118,130			\$3,015,529,236	\$2,282,990,792	\$732,538,444
Department of Housing	ADVANCING CONNECTICUT TOGETHER INC	15DOH0101AA	Emergency Shelter Program	Y	\$0	\$875,398	\$0	\$875,398	7/1/2015	6/30/2021	\$6,228,461	\$5,228,619	\$999,842
Department of Housing	ADVANCING CONNECTICUT TOGETHER INC	16DOH0601AA	Provide assistance on AIDS housing policy and to housing programs	N	\$371,196	\$0	\$0	\$371,196	7/1/2016	6/30/2023	\$2,592,088	\$1,478,498	\$1,113,590
Department of Housing	ADVANCING CONNECTICUT TOGETHER INC	17DOH0901AA	Rapid Rehousing	Y	\$0	\$706,789	\$0	\$706,789	7/1/2017	6/30/2021	\$1,489,896	\$1,439,347	\$50,549
Department of Housing	ADVANCING CONNECTICUT TOGETHER INC	18DOH0901APOS01	Youth Homeless Rapid Rehousing	N	\$0	\$1,529,959	\$0	\$1,529,959	12/1/2018	11/30/2020	\$2,457,369	\$2,150,198	\$307,171
Department of Housing	ADVANCING CONNECTICUT TOGETHER INC	18DOH0911AA	Rapid Rehousing Fairfield City	N	\$0	\$748,056	\$0	\$748,056	7/1/2018	6/30/2021	\$1,966,627	\$1,203,571	\$763,056
Department of Housing	ADVANCING CONNECTICUT TOGETHER INC	19DOH0901AA	Rapid Rehousing	N	\$112,000	\$0	\$0	\$112,000	5/1/2019	6/30/2020	\$112,000	\$112,000	\$0
Department of Housing	ADVANCING CONNECTICUT TOGETHER INC	19DOH0911AA	Rapid Rehousing	N	\$0	\$1,655,897	\$0	\$1,655,897	6/1/2019	6/30/2021	\$3,262,749	\$1,655,897	\$1,606,852
Department of Housing	ADVANCING CONNECTICUT TOGETHER INC	20DOH0901AA	Rapid Rehousing CoC	N	\$0	\$205,529	\$0	\$205,529	1/1/2020	6/30/2021	\$616,587	\$205,529	\$411,058
Department of Housing	ALLIANCE FOR LIVING INC	16DOH0601AD	AIDS Housing	Y	\$365,282	\$0	\$0	\$365,282	7/1/2016	6/30/2023	\$2,554,019	\$1,458,174	\$1,095,845
Department of Housing	ALLIANCE FOR LIVING INC	18DOH0301AD	Housing Opportunities for Persons with AIDS (HOPWA)	Y	\$0	\$73,742	\$0	\$73,742	7/1/2018	6/30/2021	\$213,635	\$139,893	\$73,742
Department of Housing	APEX COMMUNITY CARE INC	16DOH0601AC	Residences for Person with HIV/AIDS	N	\$260,733	\$0	\$0	\$260,733	7/1/2016	6/30/2023	\$1,822,039	\$1,039,840	\$782,199
Department of Housing	AREA CONGREGATIONS TOGETHER INC	19DOH0101AG	19DOH0101AG ESS	N	\$160,210	\$84,564	\$0	\$244,773	7/1/2019	6/30/2021	\$489,546	\$244,773	\$244,773
Department of Housing	BETH-EL CENTER INC	15DOH0101AH	Emergency Shelter Program	Y	\$94,987	\$94,987	\$0	\$189,974	7/1/2015	6/30/2021	\$1,146,921	\$956,948	\$189,973
Department of Housing	CATHOLIC CHARITIES OF FAIRFIELD COUNTY	19DOH0601AI	19DOH0601AI-AID	N	\$95,050	\$0	\$0	\$95,050	7/1/2019	6/30/2023	\$380,200	\$95,050	\$285,150
Department of Housing	CENTRAL CONNECTICUT COAST YOUNG MEN'S	19DOH0101AJ	19DOH0101AJ-ESS	N	\$521,907	\$0	\$0	\$521,907	7/1/2019	6/30/2021	\$1,043,814	\$521,907	\$521,907
Department of Housing	CHEMICAL ABUSE SERVICES AGENCY INC	18DOH0601AK	18DOH0601AK-AIDS	N	\$90,752	\$0	\$0	\$90,752	8/1/2018	6/30/2023	\$453,762	\$181,504	\$272,258
Department of Housing	CHRISTIAN COMMUNITY ACTION INC	19DOH0101AM	19DOH0101AM-ESS	N	\$423,329	\$26,824	\$0	\$450,153	7/1/2019	6/30/2021	\$900,306	\$450,153	\$450,153



Agency	Supplier Name	Contract ID #	Contract Description	Competitive	Payments				Term				
					General Fund	Federal Fund	Other Fund	Total FY2020	Contract Begin Date	Contract Expire Date	Cumulative Contract Total Amount	Cumulative Contract Payments	Cumulative Contract Balance Remaining
Department of Housing	CHRYSALIS CENTER INC	16DOH0601AN	16DOH0601AN-AIDS housing	Y	\$99,518	\$0	\$0	\$99,518	7/1/2016	6/30/2023	\$695,592	\$397,036	\$298,556
Department of Housing	CITY OF DANBURY	19DOH0101AZ	19DOH0101AZ-ESS 20	E	\$69,132	\$0	\$0	\$69,132	7/1/2019	6/30/2021	\$138,264	\$69,132	\$69,132
Department of Housing	CITY OF HARTFORD	19DOH0101BG	19DOH0101BG-ESS-20	E	\$506,094	\$0	\$0	\$506,094	7/1/2019	6/30/2021	\$1,012,188	\$506,094	\$506,094
Department of Housing	COLUMBUS HOUSE INC	18DOH0301AO	Housing Opportunities for Persons with AIDS (HOPWA)	Y	\$0	\$178,463	\$0	\$178,463	7/1/2018	6/30/2021	\$526,386	\$347,925	\$178,461
Department of Housing	COLUMBUS HOUSE INC	18DOH0901AO	Youth Homelessness Demonstration Program (YHDP)	N	\$0	\$137,282	\$0	\$137,282	12/1/2018	11/30/2020	\$219,651	\$192,195	\$27,456
Department of Housing	COLUMBUS HOUSE INC	19DOH0401AO	19DOH0401AO-AIDS/ESS	N	\$1,271,156	\$426,111	\$0	\$1,697,267	7/1/2019	6/30/2023	\$3,725,500	\$1,697,267	\$2,028,233
Department of Housing	COLUMBUS HOUSE INC	19DOH0901AO	Rapid Rehousing	N	\$38,000	\$0	\$27,000	\$65,000	5/1/2019	6/30/2020	\$65,000	\$65,000	\$0
Department of Housing	COLUMBUS HOUSE INC	19DOH0911AO	Rapid Rehousing	N	\$68,613	\$0	\$0	\$68,613	7/1/2019	6/30/2021	\$137,226	\$68,613	\$68,613
Department of Housing	COMMUNITY HEALTH RESOURCES INC	16DOH0901AQ	Rapid Re-Housing Program	N	\$594,794	\$132,480	\$0	\$727,274	7/1/2016	6/30/2021	\$3,070,920	\$2,338,964	\$731,956
Department of Housing	COMMUNITY HEALTH RESOURCES INC	18DOH0901AQ	Youth Homelessness Demonstration Program (YHDP)	N	\$0	\$50,294	\$0	\$50,294	12/1/2018	11/30/2020	\$134,117	\$117,352	\$16,765
Department of Housing	COMMUNITY HEALTH RESOURCES INC	19DOH0601AQ	19DOH0601AQ-AIDS	N	\$157,611	\$0	\$0	\$157,611	7/1/2019	6/30/2023	\$630,444	\$157,611	\$472,833
Department of Housing	COMMUNITY HEALTH RESOURCES INC	19DOH0901AQ	Rapid Rehousing	N	\$0	\$176,396	\$0	\$176,396	7/1/2019	6/30/2021	\$352,792	\$176,396	\$176,396
Department of Housing	COMMUNITY RENEWAL TEAM INC	19DOH0101AS	19DOH0101AS-ESS	N	\$56,283	\$417,792	\$0	\$474,075	7/1/2019	6/30/2021	\$948,150	\$474,075	\$474,075
Department of Housing	CONNECTICUT COALITION AGAINST DOMESTIC	19DOH0901FJ	Rapid Rehousing	N	\$0	\$441,143	\$0	\$441,143	7/1/2019	6/30/2021	\$1,038,687	\$441,143	\$597,544
Department of Housing	CONNECTICUT COALITION TO END	15DOH0101AT	Emergency Shelter Program	Y	\$514,065	\$227,325	\$0	\$741,389	7/1/2015	6/30/2021	\$4,118,299	\$3,375,075	\$743,224
Department of Housing	CONNECTICUT COALITION TO END	18DOH0501AT	Hurricane Maria	N	\$3,699	\$0	\$0	\$3,699	7/1/2018	6/30/2019	\$660,000	\$660,000	\$0
Department of Housing	CONNECTICUT COALITION TO END	19DOH1001AT	19DOH1001AT-CAN	N	\$625,000	\$0	\$0	\$625,000	10/1/2019	6/30/2020	\$625,000	\$625,000	\$0
Department of Housing	CONNECTICUT COALITION TO END	20DOH0004CIA	20DOH0004CIA - CCEH	N	\$0	\$0	\$500,000	\$500,000	4/1/2020	6/30/2021	\$500,000	\$500,000	\$0
Department of Housing	CONNECTICUT COALITION TO END	20DOH0901AT	Rapid Rehousing	N	\$650,000	\$0	\$0	\$650,000	1/1/2020	6/30/2020	\$650,000	\$650,000	\$0
Department of Housing	CONNECTICUT COUNCIL OF FAMILY SERVICE	19DOH0501FQ	Mobility Counseling	N	\$0	\$73,000	\$0	\$73,000	7/1/2019	12/31/2019	\$73,000	\$73,000	\$0
Department of Housing	COVENANT SHELTER OF NEW LONDON INC	15DOH0101AY	Emergency Shelter Program	Y	\$94,448	\$92,879	\$0	\$187,326	7/1/2015	6/30/2021	\$1,130,582	\$943,256	\$187,326
Department of Housing	FAMILY & CHILDRENS AGENCY INC	17DOH0001JT	17DOH0001JT - supp. housing	N	\$100,064	\$0	\$0	\$100,064	7/1/2017	6/30/2021	\$400,092	\$299,864	\$100,228
Department of Housing	FAMILY AND CHILDREN'S AID INC	15DOH0101BB	Emergency Shelter Services	Y	\$93,435	\$42,287	\$0	\$135,722	7/1/2015	6/30/2021	\$818,497	\$682,776	\$135,721
Department of Housing	FISH/FRIENDS IN SERVICE TO HUMANITY OF	15DOH0101CY	Emergency Shelter Program	Y	\$175,580	\$44,307	\$0	\$219,886	7/1/2015	6/30/2021	\$1,327,341	\$1,105,693	\$221,648
Department of Housing	FRIENDSHIP SERVICE CENTER INC	18DOH0701BC	18DOH0701BC-PSH	N	\$0	\$69,168	\$0	\$69,168	7/1/2018	6/30/2021	\$207,504	\$138,336	\$69,168
Department of Housing	FRIENDSHIP SERVICE CENTER INC	19DOH0101BC	19DOH0101BC-ESS	N	\$260,185	\$0	\$0	\$260,185	7/1/2019	6/30/2021	\$520,370	\$260,185	\$260,185
Department of Housing	HANDS ON HARTFORD INC	16DOH0601BF	Residences for Person with HIV/AIDS	N	\$568,714	\$0	\$0	\$568,714	7/1/2016	6/30/2023	\$3,974,569	\$2,268,428	\$1,706,141
Department of Housing	HOLY FAMILY HOME AND SHELTER INC	15DOH0101BH	Emergency Shelter Program	Y	\$185,586	\$47,683	\$0	\$233,268	7/1/2015	6/30/2021	\$1,408,307	\$1,173,233	\$235,074
Department of Housing	HOMES WITH HOPE INC	15DOH0101BK	Emergency Shelter Program	Y	\$118,586	\$40,052	\$0	\$158,638	7/1/2015	6/30/2021	\$956,695	\$798,058	\$158,637
Department of Housing	IMMACARE INC	19DOH0101BP	19DOH0101BP-ESS	N	\$441,793	\$0	\$0	\$441,793	7/1/2019	6/30/2021	\$883,586	\$441,793	\$441,793
Department of Housing	INSPIRICA INC	2020_19DOH0401BR-AID, ESS	2020_19DOH0401BR-AID, ESS	N	\$865,126	\$0	\$0	\$865,126	7/1/2019	6/30/2023	\$2,252,216	\$865,126	\$1,387,090
Department of Housing	INSPIRICA INC	19DOH0901BR	Rapid Rehousing	N	\$0	\$85,452	\$0	\$85,452	2/1/2019	6/30/2021	\$193,404	\$122,952	\$70,452
Department of Housing	J D'AMELIA AND ASSOCIATES LLC	18DOH0501BO	FEDERAL HCV PROGRAMS	Y	\$0	\$97,263,588	\$0	\$97,263,588	7/1/2018	6/30/2021	\$276,482,687	\$189,046,353	\$87,436,334
Department of Housing	J D'AMELIA AND ASSOCIATES LLC	18DOH0511BO	PROGRAM FUNDS - STATE RENTAL ASSISTANCE PROGRAM	Y	\$68,013,267	\$0	\$0	\$68,013,267	7/1/2018	6/30/2021	\$214,277,485	\$134,759,450	\$79,518,035
Department of Housing	J D'AMELIA AND ASSOCIATES LLC	18DOH0701BO	18DOH0701BO-Coc	N	\$0	\$497,794	\$0	\$497,794	1/4/2019	6/30/2021	\$1,559,664	\$764,479	\$795,185
Department of Housing	JOURNEY HOME INC	17DOH1002YG	17DOH1002YG-A1 Coordinated Access	Y	\$0	\$53,171	\$0	\$53,171	7/1/2017	6/30/2021	\$212,684	\$159,513	\$53,171
Department of Housing	KW CONSULTANTS LLC	19DOH0002PS	Consulting Services- CDBG Small Cities	Y	\$0	\$47,030	\$0	\$47,030	4/15/2019	3/31/2021	\$111,500	\$47,930	\$63,570
Department of Housing	LIBERTY COMMUNITY SERVICES INC	16DOH0601BV	16DOH0601BV-AIDS housing	Y	\$567,796	\$0	\$0	\$567,796	7/1/2016	6/30/2023	\$3,968,188	\$2,264,800	\$1,703,388
Department of Housing	LIBERTY COMMUNITY SERVICES INC	18DOH0701BV	18DOH0701BV-PSH	N	\$0	\$94,320	\$0	\$94,320	7/1/2018	6/30/2021	\$282,960	\$188,640	\$94,320
Department of Housing	MENTAL HEALTH CONNECTICUT INC	17DOH1002WT	17DOH1002WT A1-Coordinated Access	N	\$81,472	\$0	\$0	\$81,472	10/1/2017	6/30/2021	\$302,208	\$221,472	\$80,736
Department of Housing	MERCY HOUSING & SHELTER CORPORATION	15DOH0401BX	Residences for Person with HIV/AIDS	N	\$879,169	\$44,139	\$0	\$923,308	7/1/2015	6/30/2023	\$6,681,496	\$4,621,082	\$2,060,414
Department of Housing	MERCY HOUSING & SHELTER CORPORATION	17DOH0901BX	17DOH0901BX Rapid Rehousing	Y	\$0	\$140,203	\$0	\$140,203	7/1/2017	6/30/2020	\$255,059	\$255,059	\$0
Department of Housing	MERCY HOUSING & SHELTER CORPORATION	18DOH0701BX	PSH-SF19	N	\$277,009	\$81,744	\$0	\$358,753	7/1/2018	6/30/2021	\$1,076,258	\$717,506	\$358,752
Department of Housing	MY SISTERS PLACE INC	17DOH0701CB	17DOH0701CB-Supportive housing	N	\$76,993	\$0	\$0	\$76,993	7/1/2017	6/30/2021	\$229,455	\$77,756	\$151,699
Department of Housing	NEW LONDON HOMELESS HOSPITALITY	15DOH0101CD	Emergency Shelter Program	Y	\$218,204	\$28,330	\$0	\$246,533	7/1/2015	6/30/2021	\$1,028,098	\$79,283	\$248,815
Department of Housing	NEW LONDON HOMELESS HOSPITALITY	17DOH0901CD	17DOH0901CD-Rapid Rehousing	Y	\$0	\$102,120	\$0	\$102,120	7/1/2017	6/30/2020	\$306,360	\$306,360	\$0
Department of Housing	NEW OPPORTUNITIES INC	17DOH1001CE	17DOH1001CE-Coordinated Access	N	\$91,367	\$0	\$0	\$91,367	11/1/2017	6/30/2021	\$339,549	\$248,867	\$90,682
Department of Housing	NEW OPPORTUNITIES INC	19DOH0101CE	19DOH0101CE-ESS	N	\$530,376	\$83,371	\$0	\$613,747	7/1/2019	6/30/2021	\$1,227,474	\$613,747	\$613,727
Department of Housing	NEW OPPORTUNITIES INC	19DOH0901CE	Rapid Rehousing	N	\$80,821	\$0	\$0	\$80,821	7/1/2019	6/30/2021	\$161,095	\$80,821	\$80,274
Department of Housing	NEW REACH INC	16DOH0901CC	Rapid Re-Housing Program	N	\$201,613	\$276,270	\$0	\$477,883	7/1/2016	6/30/2021	\$2,126,599	\$1,647,103	\$479,496
Department of Housing	NEW REACH INC	19DOH0401CC	19DOH0401CC-AID, ESS	N	\$1,008,573	\$140,078	\$0	\$1,148,651	7/1/2019	6/30/2023	\$2,883,076	\$1,148,651	\$1,734,425
Department of Housing	NEW REACH INC	19DOH0701CC	19DOH0701CC PSH Youth	N	\$60,000	\$0	\$0	\$60,000	9/1/2019	6/30/2021	\$180,000	\$60,000	\$120,000
Department of Housing	NORTHWESTERN CONNECTICUT YMCA INC	15DOH0101CF	Emergency Shelter Program	Y	\$66,455	\$8,697	\$0	\$75,152	7/1/2015	6/30/2021	\$454,311	\$379,159	\$75,152



Agency	Supplier Name	Contract ID #	Contract Description	Competitive	Payments				Term				
					General Fund	Federal Fund	Other Fund	Total FY2020	Contract Begin Date	Contract Expire Date	Cumulative Contract Total Amount	Cumulative Contract Payments	Cumulative Contract Balance Remaining
Department of Housing	OP HOPE OF FAIRFIELD INC	18DOH0901CJ	18DOH0901CJ-Rapid Rehousing	N	\$23,561	\$147,341	\$0	\$170,902	7/1/2018	6/30/2021	\$416,804	\$245,902	\$170,902
Department of Housing	OP HOPE OF FAIRFIELD INC	18DOH1101CJ	18DOH1101CJ-Street outreach	N	\$43,286	\$0	\$0	\$43,286	7/1/2018	6/30/2019	\$173,143	\$173,143	\$0
Department of Housing	OP HOPE OF FAIRFIELD INC	19DOH1101CJ	19DOH1101CJ Homeless outreach	N	\$174,824	\$0	\$0	\$174,824	7/1/2019	6/30/2021	\$349,648	\$174,824	\$174,824
Department of Housing	PACIFIC HOUSE INC	15DOH0101CN	Emergency Shelter Program	Y	\$324,696	\$159,989	\$0	\$484,685	7/1/2015	6/30/2021	\$2,925,406	\$2,440,720	\$484,686
Department of Housing	PRUDENCE CRANDALL CENTER INC	19DOH0101VN	19DOH0101VN-ESS	N	\$0	\$25,462	\$0	\$25,462	7/1/2019	6/30/2021	\$50,924	\$25,462	\$25,462
Department of Housing	RECOVERY NETWORK OF PROGRAMS INC	19DOH0401CL	19DOH0401CL AID, ESS	N	\$390,662	\$0	\$0	\$390,662	7/1/2019	6/30/2023	\$923,938	\$390,662	\$533,276
Department of Housing	SAN JUAN CENTER	20DOH0002CIA	Shelter Diversion	N	\$0	\$0	\$75,000	\$75,000	2/14/2020	9/30/2020	\$75,000	\$75,000	\$0
Department of Housing	SOUTH PARK INN INC	19DOH0101CO	19DOH0101CO-ESS	N	\$437,118	\$112,505	\$0	\$549,622	7/1/2019	6/30/2021	\$1,091,560	\$549,622	\$541,938
Department of Housing	ST VINCENT DEPAUL MISSION OF BRISTOL INC	19DOH0101CQ	19DOH0101CQ-ESS	N	\$185,309	\$128,812	\$0	\$314,121	7/1/2019	6/30/2021	\$628,242	\$314,121	\$314,121
Department of Housing	SUPPORTIVE HOUSING WORKS INC	16DOH0901CT	Rapid Re-housing Program	N	\$233,194	\$0	\$0	\$233,194	7/1/2016	6/30/2021	\$1,160,237	\$927,862	\$232,375
Department of Housing	SUPPORTIVE HOUSING WORKS INC	17DOH1001CT	17DOH1001CT Coord. Access	Y	\$150,000	\$293,006	\$0	\$443,006	7/1/2017	6/30/2021	\$1,594,524	\$1,151,518	\$443,006
Department of Housing	SUPPORTIVE HOUSING WORKS INC	20DOH1001CT	20DOH1001CT CAN CARES	N	\$0	\$1,388,228	\$0	\$1,388,228	6/15/2020	9/30/2020	\$1,388,228	\$1,388,228	\$0
Department of Housing	THAMES RIVER COMMUNITY SERVICE INC	17DOH0801CW	17DOH0801CW-Youth housing	Y	\$117,399	\$0	\$0	\$117,399	7/1/2017	6/30/2021	\$468,694	\$350,393	\$118,301
Department of Housing	THAMES RIVER COMMUNITY SERVICE INC	18DOH0901CW	Youth Homelessness Demonstration Program (YHDP)	N	\$0	\$105,434	\$0	\$105,434	12/1/2018	11/30/2020	\$168,694	\$147,607	\$21,087
Department of Housing	THE ACCESS AGENCY INC	15DOH0101AB	Emergency Shelter Program	Y	\$285,523	\$94,250	\$0	\$379,773	7/1/2015	6/30/2021	\$2,292,186	\$1,913,167	\$379,019
Department of Housing	THE ACCESS AGENCY INC	17DOH0901AB	17DOH0901AB-Rapid Rehousing	Y	\$0	\$37,427	\$0	\$37,427	7/1/2017	6/30/2021	\$149,708	\$112,281	\$37,427
Department of Housing	THE ACCESS AGENCY INC	17DOH1001AB	Coordinated Access	Y	\$80,199	\$0	\$0	\$80,199	11/1/2017	6/30/2021	\$300,597	\$220,199	\$80,398
Department of Housing	THE ACCESS AGENCY INC	18DOH0901AB	Youth Homelessness Demonstration Program (YHDP)	N	\$0	\$35,388	\$0	\$35,388	12/1/2018	11/30/2020	\$56,620	\$49,543	\$7,078
Department of Housing	THE CONNECTION INC	18DOH0901AW	Youth Homelessness Demonstration Program (YHDP)	N	\$0	\$320,342	\$0	\$320,342	12/1/2018	11/30/2020	\$512,547	\$448,479	\$64,068
Department of Housing	THE CONNECTION INC	19DOH0101AW	19DOH0101AW-ESS	N	\$204,427	\$0	\$0	\$204,427	7/1/2019	6/30/2021	\$408,854	\$204,427	\$204,427
Department of Housing	THE OPEN DOOR SHELTER INC	15DOH0101CH	Emergency Shelter Program	Y	\$202,620	\$200,282	\$0	\$402,901	7/1/2015	6/30/2021	\$2,434,828	\$2,031,928	\$402,900
Department of Housing	THE OPEN DOOR SHELTER INC	19DOH0901CH	19DOH0901CH RRH A1	N	\$0	\$70,452	\$0	\$70,452	2/1/2019	6/30/2021	\$178,404	\$107,952	\$70,452
Department of Housing	THE OPEN HEARTH ASSOCIATION	17DOH0101CI	17DOH0101CI-Emergency Shelter	Y	\$282,694	\$22,513	\$0	\$305,207	7/1/2017	6/30/2021	\$1,218,528	\$913,322	\$305,206
Department of Housing	THE SALVATION ARMY	15DOH0101CM	Emergency Shelter Program	Y	\$421,903	\$219,760	\$0	\$641,663	7/1/2015	6/30/2021	\$3,872,364	\$3,230,701	\$641,663
Department of Housing	THE SALVATION ARMY	17DOH0901CM	17DOH0901CM-Shelter Diversion A1	Y	\$61,802	\$0	\$0	\$61,802	7/1/2017	6/30/2021	\$246,106	\$184,304	\$61,802
Department of Housing	THE SALVATION ARMY	18DOH0903HA	Youth Homelessness Demonstration Program (YHDP)	N	\$0	\$120,282	\$0	\$120,282	12/1/2018	11/30/2020	\$137,465	\$120,282	\$17,183
Department of Housing	THE ST VINCENT DEPAUL MISSION OF	15DOH0101CR	Emergency Shelter Program	Y	\$339,638	\$88,216	\$0	\$427,854	7/1/2015	6/30/2021	\$2,581,174	\$2,153,526	\$427,648
Department of Housing	TOVAH INC	19DOH0003PS	Consulting Services - Technical Assistance, Training and Support to Parkside Gables	Y	\$0	\$0	\$37,644	\$37,644	5/1/2019	9/30/2020	\$50,000	\$37,644	\$12,356
Department of Housing	TVCCA INC	16DOH0901CX	Rapid Rehousing Program	N	\$176,434	\$0	\$0	\$176,434	7/1/2016	6/30/2021	\$679,118	\$582,684	\$96,434
Department of Housing	TVCCA INC	19DOH0401CX	Rapid Rehousing	N	\$305,546	\$64,874	\$0	\$370,420	7/1/2019	6/30/2021	\$675,966	\$370,420	\$305,546
Department of Housing	UNITED WAY OF CONNECTICUT INC	18DOH1001AX	18DOH1001AX-Coordinated Access	N	\$0	\$359,304	\$0	\$359,304	7/1/2018	6/30/2021	\$1,077,912	\$718,608	\$359,304
Department of Housing	UNITED WAY OF GREATER NEW HAVEN INC	17DOH1003GV	17DOH1003GV-Coordinated Access	Y	\$172,449	\$45,000	\$0	\$217,449	7/1/2017	6/30/2021	\$826,437	\$608,660	\$217,777
Department of Housing	UNITED WAY OF GREATER NEW HAVEN INC	20DOH1001GV	20DOH1001GV CARES	N	\$0	\$314,031	\$0	\$314,031	6/15/2020	9/30/2020	\$314,031	\$314,031	\$0
Department of Housing	UNITED WAY OF SOUTHEASTERN CT	15DOH0101DA	Emergency Shelter Program	Y	\$293,601	\$29,453	\$0	\$283,054	7/1/2015	6/30/2021	\$1,714,662	\$1,431,304	\$283,358
Department of Housing	WINDHAM REGIONAL COMMUNITY COUNCIL INC	16DOH0901CO	16DOH0901CO-Rapid Rehousing	Y	\$68,538	\$0	\$0	\$68,538	7/1/2016	6/30/2021	\$341,614	\$273,076	\$68,538
Department of Housing	WINDHAM REGIONAL COMMUNITY COUNCIL INC	18DOH0701CO	18DOH0701CO-PSH	N	\$0	\$31,442	\$0	\$31,442	7/1/2018	6/30/2021	\$94,326	\$62,884	\$31,442
Department of Housing	WINDHAM REGIONAL COMMUNITY COUNCIL INC	20DOH0901CO	Rapid Rehousing CoC	N	\$0	\$30,500	\$0	\$30,500	1/1/2020	6/30/2021	\$91,500	\$30,500	\$61,000
Department of Housing	YOUTH CONTINUUM INC	16DOH0003GP	16DOH0003GP Supp. housing	Y	\$0	\$296,567	\$0	\$296,567	8/1/2016	7/31/2022	\$1,288,416	\$844,212	\$444,204
Department of Housing	YOUTH CONTINUUM INC	18DOH0903GP	Youth Homelessness Demonstration Program (YHDP)	N	\$0	\$347,881	\$0	\$347,881	12/1/2018	11/30/2020	\$397,578	\$347,881	\$49,697
Department of Housing	YWCA HARTFORD REGION INC	17DOH0701DD	17DOH0701DD-Perm.Supp.Housing	N	\$116,550	\$0	\$0	\$116,550	9/1/2017	6/30/2021	\$466,056	\$349,360	\$116,696
Department of Housing	YWCA HARTFORD REGION INC	18DOH0101DD	18DOH0101DD ESS	N	\$57,522	\$13,254	\$0	\$70,776	10/1/2018	6/30/2021	\$194,654	\$123,879	\$70,775
Total	111				\$87,315,534	\$112,646,702	\$639,644	\$200,601,881			\$609,365,053	\$405,273,526	\$204,091,527
Department of Children and Families	ADELBROOK COMMUNITY SERVICES INC	20DCF0099	2020 Therapeutic Group Home - Potter House	M	\$2,836,880	\$0	\$0	\$2,836,880	7/1/2019	6/30/2024	\$14,184,400	\$2,836,880	\$11,347,520
Department of Children and Families	ADVANCED BEHAVIORAL HEALTH INC	20DCF0260	2020 MULTISYSTEMIC THERAPY (MST) CONSULTATION & EVALUATION	M	\$4,314,848	\$100,417	\$467,000	\$4,882,265	7/1/2019	6/30/2023	\$17,646,089	\$4,882,265	\$12,763,824
Department of Children and Families	ALLIANCE FOR COMMUNITY EMPOWERMENT INC	19DCF0084	2019-Therapeutic Child Care	M	\$303,101	\$0	\$0	\$303,101	7/1/2018	6/30/2022	\$1,228,344	\$613,712	\$614,632
Department of Children and Families	AMPS INC	19DCF0232	2019 Multidisciplinary Team (MDT)	M	\$48,235	\$0	\$0	\$48,235	7/1/2018	6/30/2022	\$192,940	\$96,470	\$96,470
Department of Children and Families	BEACON HEALTH OPTIONS INC	18DCF0362	2018 Access Mental Health	M	\$8,329,698	\$807,459	\$0	\$9,137,157	7/1/2017	6/30/2020	\$18,023,473	\$17,331,060	\$692,413
Department of Children and Families	BOYS & GIRLS VILLAGE INC	16DCF0047AA	Extended Day Treatment	M	\$3,693,247	\$214,650	\$0	\$3,907,897	7/1/2015	6/30/2020	\$15,155,149	\$14,967,793	\$187,356
Department of Children and Families	BRIDGEPORT HOSPITAL FOUNDATION INC	20DCF0279	2020-Early Childhood Services-Child FIRST	M	\$993,508	\$0	\$0	\$993,508	7/1/2019	6/30/2022	\$2,980,524	\$993,508	\$1,987,016
Department of Children and Families	BRIDGES HEALTHCARE INC	20DCF0026	2020-Outpatient Psychiatric Clinic for Children	M	\$832,009	\$50,000	\$0	\$882,009	7/1/2019	6/30/2022	\$2,656,512	\$882,009	\$1,774,503



Agency	Supplier Name	Contract ID #	Contract Description	Competitive	Payments				Term				
					General Fund	Federal Fund	Other Fund	Total FY2020	Contract Begin Date	Contract Expire Date	Cumulative Contract Total Amount	Cumulative Contract Payments	Cumulative Contract Balance Remaining
Department of Children and Families	CAPITOL REGION EDUCATION COUNCIL	16DCF0043AA	Positive Parenting Program	M	\$93,523	\$0	\$0	\$93,523	7/1/2015	6/30/2020	\$955,074	\$932,540	\$22,534
Department of Children and Families	CATHOLIC CHARITIES INC	19DCF0091	2019-OUTPATIENT PSYCHIATRIC CLINIC FOR CHILDREN	M	\$823,505	\$0	\$0	\$823,505	7/1/2018	6/30/2021	\$2,605,655	\$1,782,151	\$823,504
Department of Children and Families	CHARLOTTE HUNGERFORD HOSPITAL	19DCF0095	Outpatient Psychiatric Clinic for Children-2019	M	\$847,103	\$20,000	\$0	\$867,103	7/1/2018	6/30/2023	\$4,359,415	\$1,729,494	\$2,629,921
Department of Children and Families	CHILD AND FAMILY AGENCY OF SOUTHEASTERN	20DCF0001	2020- Outpatient Psychiatric Clinic for Children-- NEW LONDON	M	\$4,708,851	\$146,965	\$0	\$4,855,816	7/1/2019	6/30/2024	\$26,091,536	\$4,855,816	\$21,235,720
Department of Children and Families	CHILD FIRST INC	17DFCF0359AA	CHILD FIRST Consultation and Evaluation-2017	M	\$371,589	\$0	\$0	\$371,589	7/1/2016	6/30/2021	\$1,857,945	\$1,485,884	\$372,061
Department of Children and Families	CHILD GUIDANCE CENTER OF MID-FAIRFIELD	18DCF0143	2018-Outpatient Psychiatric Clinic for Children	M	\$1,339,254	\$0	\$0	\$1,339,254	7/1/2017	6/30/2020	\$4,017,534	\$4,013,399	\$4,135
Department of Children and Families	CHILD GUIDANCE CENTER OF SOUTHERN	19DCF0062	Outpatient Psychiatric Clinic for Children-2019	M	\$678,596	\$37,500	\$0	\$716,096	7/1/2018	1/1/2020	\$7,290,319	\$2,238,139	\$5,052,180
Department of Children and Families	CHILD GUIDANCE CLINIC FOR CENTRAL	20DCF0051	OUTPATIENT PSYCH. CLINIC FOR CHILDREN-2020	M	\$868,027	\$0	\$0	\$868,027	7/1/2019	6/30/2023	\$35,552,120	\$868,027	\$34,684,093
Department of Children and Families	CHILD HEALTH AND DEVELOPMENT INSTITUTE	16DCF0348AA	2016 Performance Improvement Center	M	\$433,229	\$67,254	\$0	\$500,483	7/1/2015	6/30/2020	\$2,496,250	\$2,434,700	\$61,550
Department of Children and Families	CITY OF HARTFORD	20DCF0351	2020 JUVENILE REVIEW BOARD	E	\$226,014	\$0	\$0	\$226,014	7/1/2019	6/30/2022	\$678,042	\$226,014	\$452,028
Department of Children and Families	CLIFFORD W BEERS GUIDANCE CLINIC INC	15DCF0016AA	2015-Child Guidance Clind	M	\$0	\$3,500	\$0	\$3,500	7/1/2014	12/31/2019	\$30,717,358	\$30,167,430	\$549,928
Department of Children and Families	CLIFFORD W BEERS GUIDANCE CLINIC INC	20DCF0016	2020-Outpatient Psychiatric Clinic for Children	M	\$6,500,908	\$246,560	\$0	\$6,747,468	7/1/2019	6/30/2024	\$33,282,045	\$6,747,468	\$26,534,577
Department of Children and Families	COMMUNICARE INC	18DCF0356	2018 COMMUNITY SUPPORT FOR FAMILIES	M	\$917,274	\$39,392	\$0	\$956,666	7/1/2017	6/30/2020	\$2,542,251	\$2,418,916	\$123,335
Department of Children and Families	COMMUNITY CHILD GUIDANCE CLINIC INC	18DCF1022	OUTPATIENT PSYCH CLINIC FOR CHILDREN 2018	M	\$531,818	\$0	\$0	\$531,818	7/1/2017	6/30/2022	\$2,655,623	\$1,590,993	\$1,064,630
Department of Children and Families	COMMUNITY HEALTH CENTER INC	19DCF0041	2019 - OUTPATIENT PSYCH CLINIC FOR CHILDREN	M	\$941,427	\$37,500	\$0	\$978,927	7/1/2018	6/30/2022	\$4,639,559	\$1,249,517	\$3,390,042
Department of Children and Families	COMMUNITY HEALTH RESOURCES INC	16DCF0013AA	2016 Community Support for Families	M	\$13,853,984	\$193,000	\$292,023	\$14,339,007	7/1/2015	6/30/2020	\$61,658,733	\$60,843,356	\$815,377
Department of Children and Families	COMMUNITY MENTAL HEALTH AFFILIATES INC	20DCF0053	2020-Outpatient Psychiatric Clinic for Children-NB	M	\$4,937,563	\$148,560	\$0	\$5,086,123	7/1/2019	6/30/2023	\$22,050,538	\$5,086,123	\$16,964,415
Department of Children and Families	CONNECTICUT ALLIANCE OF FOSTER AND	20DCF0082	2020 FOSTER AND ADOPTIVE PARENT SUPPORT SERVICES	M	\$2,035,568	\$0	\$0	\$2,035,568	7/1/2019	6/30/2021	\$4,071,136	\$2,035,568	\$2,035,568
Department of Children and Families	CONNECTICUT CHILDRENS MEDICAL CENTER	15DCF6725AA	Implementation of the Intimate Partner Violence Service	M	\$244,609	\$0	\$0	\$244,609	10/1/2014	8/30/2020	\$1,351,200	\$1,343,892	\$7,308
Department of Children and Families	CONNECTICUT CHILDRENS MEDICAL CENTER	19DCF0350	Child Abuse Centers Of Excellence 2019	M	\$567,398	\$220,500	\$0	\$787,898	7/1/2018	6/30/2021	\$2,334,402	\$1,538,254	\$796,148
Department of Children and Families	CONNECTICUT JUNIOR REPUBLIC ASSOCIATION	19DCF0006	2019 ACRA/ACC	M	\$3,114,587	\$88,000	\$106,023	\$3,308,610	7/1/2018	6/30/2023	\$16,318,652	\$6,546,882	\$9,771,770
Department of Children and Families	CONNECTICUT YOUTH SERVICES ASSOCIATION	20DCF0358	2020-Juvenile Review Board Support and Enhancement	M	\$356,243	\$0	\$0	\$356,243	7/1/2019	6/30/2022	\$1,068,729	\$356,243	\$712,486
Department of Children and Families	CORNELL SCOTT-HILL HEALTH CORPORATION	17DFCF0023AA	2017-Outpatient Psychiatric Clinic for Children	M	\$518,688	\$0	\$0	\$518,688	7/1/2016	6/30/2021	\$2,583,168	\$2,064,480	\$518,688
Department of Children and Families	COVENANT TO CARE INC	20DCF0112	Adopt A Social Worker and Recruitment-2020	M	\$161,412	\$95,275	\$0	\$256,687	7/1/2019	6/30/2022	\$770,061	\$256,687	\$513,374
Department of Children and Families	EASTER SEAL REHABILITATION CENTER OF	19DCF0055	2019-Foster Parent Support for Medically Complex Children	M	\$0	\$16,536	\$0	\$16,536	7/1/2018	6/30/2023	\$100,000	\$36,536	\$63,464
Department of Children and Families	FAMILY & CHILDRENS AGENCY INC	19DCF0054	Intensive Family Preservation- 2019	M	\$1,585,771	\$0	\$0	\$1,585,771	7/1/2018	6/30/2021	\$4,979,070	\$3,219,474	\$1,759,596
Department of Children and Families	FAMILY AND CHILDREN'S AID INC	19DCF0057	2019 Outpatient Psychiatric Clinic for Children	M	\$5,289,767	\$89,553	\$0	\$5,379,320	7/1/2018	6/30/2022	\$22,705,140	\$11,452,598	\$11,252,542
Department of Children and Families	FAMILY CENTERED SERVICES OF CT INC	18DCF0110	2019-FOSTER PARENT SUPPORT SERVICES 2018	M	\$2,562,940	\$0	\$0	\$2,562,940	7/1/2017	6/30/2020	\$7,805,933	\$7,512,011	\$293,922
Department of Children and Families	FAMILY REENTRY INC	19DCF0367	2019 - IPV-FAIR	M	\$596,930	\$0	\$0	\$596,930	7/1/2018	6/30/2022	\$2,285,720	\$1,091,860	\$1,193,860
Department of Children and Families	FAVOR INC	18DCF0271	2018-Statewide Family Organization	M	\$946,451	\$606,278	\$0	\$1,552,729	7/1/2017	6/30/2020	\$4,648,816	\$4,648,816	\$0
Department of Children and Families	FOCUS CENTER FOR AUTISM INC	19DCF0330	2019-Therapeutic Group Home	M	\$918,618	\$0	\$0	\$918,618	7/1/2018	6/30/2022	\$3,785,388	\$1,833,785	\$1,951,603
Department of Children and Families	FULL CIRCLE YOUTH EMPOWERMENT INC	20DCF0376	2020 - Youth Empowerment Program	M	\$225,000	\$0	\$0	\$225,000	1/1/2020	6/30/2021	\$675,000	\$225,000	\$450,000
Department of Children and Families	GENERATIONS FAMILY HEALTH CENTER INC	19DCF0281	2019-Multidisciplinary Evaluation Clinic (MDE)	M	\$124,076	\$0	\$0	\$124,076	7/1/2018	6/30/2021	\$372,228	\$248,152	\$124,076
Department of Children and Families	GILEAD COMMUNITY SERVICES INC	19DCF0293	2019 THERAPEUTIC GROUP HOME	M	\$946,402	\$0	\$0	\$946,402	7/1/2018	6/30/2023	\$4,732,010	\$1,892,804	\$2,839,206
Department of Children and Families	GOODWIN UNIVERSITY INC	18DCF0374	2018-Touchstone Career Enhancement Training Program	M	\$0	\$123,936	\$0	\$123,936	12/1/2017	6/30/2020	\$309,840	\$309,840	\$0
Department of Children and Families	HARTFORD HOSPITAL	19DCF0042	2019 OUTPATIENT PSYCHIATRIC CLINIC FOR CHILDREN	M	\$450,201	\$0	\$0	\$450,201	7/1/2018	6/30/2022	\$1,800,804	\$900,402	\$900,402
Department of Children and Families	HUMAN SERVICES COUNCIL INC	20DCF0132	Multidisciplinary Team (MDT)	M	\$62,307	\$0	\$0	\$62,307	7/1/2019	6/30/2023	\$249,228	\$62,307	\$186,921
Department of Children and Families	KEY HUMAN SERVICES INC	19DCF0313	2019 THERAPEUTIC GROUP HOME-LOVELAND	M	\$1,049,817	\$0	\$0	\$1,049,817	7/1/2018	6/30/2023	\$5,252,520	\$2,100,321	\$3,152,199
Department of Children and Families	KLINGBERG COMPREHENSIVE FAMILY	16DCF0134AA	2016 Intensive Family Preservation	M	\$3,527,279	\$170,956	\$0	\$3,698,235	7/1/2015	6/30/2020	\$19,212,119	\$19,212,119	\$0
Department of Children and Families	LOVE146 INC	19DCF3690	2019-Long Term Survivor Care & Rapid Response Services	M	\$347,001	\$0	\$0	\$347,001	7/1/2018	6/30/2022	\$1,388,004	\$694,002	\$694,002
Department of Children and Families	LOWER NAUGATUCK VALLEY PARENT CHILD	18DCF0140	OUTPATIENT PSYCH. CLINIC FOR CHILDREN 2018	M	\$370,505	\$0	\$0	\$370,505	7/1/2017	6/30/2020	\$2,098,174	\$1,906,386	\$191,788
Department of Children and Families	MADONNA PLACE INC	16DCF0008AA	TRIPLE P (POSITIVE PARENTING PROGRAM) 2016	M	\$221,180	\$0	\$0	\$221,180	7/1/2015	6/30/2020	\$1,538,822	\$1,464,486	\$74,336
Department of Children and Families	MARRAKECH INC	19DCF0335	2019 Work Learn Program-WATERBURY	M	\$442,621	\$10,000	\$0	\$452,621	7/1/2018	6/30/2021	\$1,512,863	\$858,913	\$653,950
Department of Children and Families	MCCALL FOUNDATION INC	18DCF0007	2018 Parenting Support Services	M	\$205,309	\$0	\$0	\$205,309	7/1/2017	6/30/2020	\$392,510	\$392,510	\$0
Department of Children and Families	MCDFT INTERNATIONAL INC	19DCF0375	2019-Multidimensional Family Therapy Quality Assurance (MDFT QA)	M	\$550,000	\$0	\$0	\$550,000	11/1/2018	6/30/2020	\$916,667	\$916,667	\$0
Department of Children and Families	MIDDLESEX HOSPITAL	16DCF0141AA	INTENSIVE HOME BASED SVCS: INTENSIVE IN-HOME CHILD & ADOLESCENT PSYCH SVCS (IHCAPS) --2016	M	\$718,169	\$0	\$0	\$718,169	7/1/2015	6/30/2020	\$2,978,303	\$2,971,419	\$6,884



Agency	Supplier Name	Contract ID #	Contract Description	Competitive	Payments				Term				
					General Fund	Federal Fund	Other Fund	Total FY20	Contract Begin Date	Contract Expire Date	Cumulative Contract Total Amount	Cumulative Contract Payments	Cumulative Contract Balance Remaining
Department of Children and Families	MIDDLETOWN POLICE BENEFIT ASSOC	19DCF0142	2019 Multidisciplinary Team (MDT)	M	\$16,801	\$20,000	\$0	\$36,801	7/1/2018	6/30/2022	\$196,256	\$76,848	\$119,408
Department of Children and Families	NAFI CONNECTICUT INC	19DCF0015	2019 THERAPEUTIC GROUP-CORBIN HOUSE	M	\$4,524,118	\$0	\$0	\$4,524,118	7/1/2018	6/30/2023	\$23,079,139	\$9,476,902	\$13,602,237
Department of Children and Families	NATCHAUG HOSPITAL INC	20DCF0147	2020 - Extended Day Treatment-Norwich	M	\$985,205	\$0	\$0	\$985,205	7/1/2019	6/30/2023	\$3,940,820	\$985,205	\$2,955,615
Department of Children and Families	NEW HAVEN FAMILY ALLIANCE INC	20DCF0334	JUVENILE REVIEW BOARD-2020	M	\$226,013	\$0	\$0	\$226,013	7/1/2019	6/30/2022	\$678,042	\$226,013	\$452,029
Department of Children and Families	NEW OPPORTUNITIES INC	20DCF0061	2020-Fatherhood Engagement Services	M	\$83,151	\$0	\$0	\$83,151	7/1/2019	6/30/2023	\$456,000	\$83,151	\$372,849
Department of Children and Families	NOANK COMMUNITY SUPPORT SERVICES INC	19DCF0292	THERAPEUTIC GROUP HOME 2019	M	\$1,634,233	\$0	\$0	\$1,634,233	7/1/2018	6/30/2021	\$4,278,179	\$2,581,494	\$1,696,685
Department of Children and Families	OPTIMUS HEALTH CARE INC	20DCF0067	2020 Multidisciplinary Evaluation (MDE) Clinic	M	\$553,369	\$0	\$0	\$553,369	7/1/2019	6/30/2023	\$1,478,036	\$553,369	\$924,667
Department of Children and Families	OUR PIECE OF THE PIE INC	19DCF0272	2020- Reunification and Therapeutic Family Time Services	M	\$948,517	\$286,157	\$0	\$1,234,674	7/1/2018	6/30/2023	\$6,618,078	\$2,469,348	\$4,148,730
Department of Children and Families	R KIDS INC	20DCF0153	2020 Juvenile Review Board	M	\$368,245	\$94,497	\$0	\$462,742	7/1/2019	6/30/2024	\$2,318,195	\$462,742	\$1,855,453
Department of Children and Families	RAPE CRISIS CENTER OF MILFORD INC	19DCF0236	2019 - Multidisciplinary Team (MDT)	M	\$38,679	\$10,000	\$0	\$48,679	7/1/2018	6/30/2022	\$194,171	\$97,358	\$97,358
Department of Children and Families	REGIONAL YOUTH ADULT SOCIAL ACTION	20DCF0331	2020 Juvenile Review Board	M	\$200,901	\$0	\$0	\$200,901	7/1/2019	6/30/2022	\$602,703	\$200,901	\$401,802
Department of Children and Families	RUSHFORD CENTER INC	16DCF0020AA	2016 Care Coordination	M	\$378,211	\$50,000	\$0	\$428,211	7/1/2015	6/30/2020	\$2,259,612	\$2,040,229	\$219,383
Department of Children and Families	SEXUAL ASSAULT CRISIS CENTER OF	18DCF0373	2018-Multidisciplinary Team - MDT	M	\$103,270	\$45,000	\$0	\$148,270	10/1/2017	6/30/2020	\$406,848	\$406,316	\$532
Department of Children and Families	ST FRANCIS HOSPITAL & MEDICAL CENTER	16DCF0028AA	2016 POSITIVE PARENTING PROGRAM-TRIPLE P	M	\$835,997	\$0	\$0	\$835,997	7/1/2015	6/30/2020	\$1,882,682	\$1,882,682	\$0
Department of Children and Families	THE ALMADA LODGE-TIMES FARM CAMP	19DCF0342	2019-Sibling Connections Camp	M	\$81,351	\$0	\$0	\$81,351	7/1/2018	6/30/2023	\$414,755	\$170,702	\$244,053
Department of Children and Families	THE BRIDGE FAMILY CENTER INC	19DCF0199	SHORT TERM ASSESSMENT & RESPITE (HARTFORD) 2019	M	\$3,992,981	\$0	\$0	\$3,992,981	7/1/2018	6/30/2022	\$15,971,924	\$7,985,962	\$7,985,962
Department of Children and Families	THE CENTER FOR FAMILY JUSTICE INC	17DCF0092AA	Multidisciplinary Team (MDT) 2017	M	\$78,725	\$0	\$0	\$78,725	7/1/2016	6/30/2021	\$392,283	\$313,558	\$78,725
Department of Children and Families	THE CHILD AND FAMILY GUIDANCE CENTER	20DCF0019	2020 Outpatient Psychiatric Clinic for Children	M	\$5,752,993	\$266,387	\$53,011	\$6,072,391	7/1/2019	6/30/2022	\$20,707,269	\$6,072,391	\$14,634,878
Department of Children and Families	THE CHILDREN'S CENTER OF HAMDEN INC	19DCF0005	2019-Crisis Stabilization	M	\$3,256,952	\$0	\$53,011	\$3,309,963	7/1/2018	6/30/2021	\$10,267,925	\$6,957,963	\$3,309,962
Department of Children and Families	THE CONNECTION INC	16DCF0011AA	2016 Supportive Housing	M	\$13,761,064	\$250,000	\$2,274,702	\$16,285,766	7/1/2015	6/30/2020	\$83,582,757	\$82,969,003	\$613,754
Department of Children and Families	THE VILLAGE FOR FAMILIES & CHILDREN INC	16DCF0017AA	2016 OUTPATIENT PSYCHIATRIC CLINIC FOR CHILDREN-CHILD GUIDANCE	M	\$8,538,078	\$270,305	\$0	\$8,808,383	7/1/2015	6/30/2020	\$44,351,705	\$43,877,790	\$473,915
Department of Children and Families	THOMPSON ECUMENICAL EMPOWERMENT GROUP	20DCF0066	Family Support	M	\$47,286	\$0	\$0	\$47,286	7/1/2019	6/30/2024	\$236,430	\$47,286	\$189,144
Department of Children and Families	TOWN OF BLOOMFIELD	20DCF0157	2020 FOSTER FSAMILY SUPPORT	E	\$47,866	\$0	\$0	\$47,866	7/1/2019	6/30/2024	\$243,845	\$47,866	\$195,979
Department of Children and Families	TRUE COLORS INC	18DCF0278	ONE ON ONE MENTORING-2018	M	\$26,779	\$62,500	\$0	\$89,279	7/1/2017	6/30/2020	\$267,572	\$267,572	\$0
Department of Children and Families	UNITED COMMUNITY & FAMILY SERVICES INC	16DCF0177AA	OUTPATIENT PSYCH CLINIC FOR CHILDREN 2016	M	\$5,377,875	\$149,229	\$0	\$5,527,104	7/1/2015	6/30/2020	\$31,220,884	\$30,186,943	\$1,033,941
Department of Children and Families	UNITED SERVICES INC	20DCF0003	2020- Outpatient Psychiatric Clinic for Children	M	\$1,650,578	\$72,796	\$0	\$1,723,374	7/1/2019	6/30/2024	\$8,873,465	\$1,723,374	\$7,150,091
Department of Children and Families	UNITED WAY OF CONNECTICUT INC	20DCF0344	2020 EMPS STATEWIDE CALL CENTER	M	\$747,685	\$258,092	\$0	\$1,005,777	7/1/2019	6/30/2024	\$5,161,845	\$1,005,777	\$4,156,068
Department of Children and Families	WATERBURY YOUTH SERVICES INC	19DCF0165	2019-Safe Home-Short-term Family Integration Treatment (S-FIT)	M	\$1,479,635	\$25,000	\$0	\$1,504,635	7/1/2018	6/30/2023	\$7,219,699	\$2,690,226	\$4,529,473
Department of Children and Families	WATERFORD COUNTRY SCHOOL INC	16DCF0166AA	INTENSIVE FAMILY PRESERVATION--2016	M	\$3,250,508	\$0	\$0	\$3,250,508	7/1/2015	6/30/2020	\$19,517,447	\$19,517,272	\$175
Department of Children and Families	WELLMORE INC	20DCF0048	2020 Outpatient Psychiatric Clinic for Children	M	\$7,429,048	\$107,060	\$0	\$7,536,108	7/1/2019	6/30/2023	\$30,224,800	\$7,536,108	\$22,688,692
Department of Children and Families	WHEELER CLINIC INC	20DCF0012	2020 CARE COORDINATION-HARTFORD/NEW BRITAIN	M	\$21,609,274	\$486,684	\$186,000	\$22,281,958	7/1/2019	6/30/2024	\$114,193,409	\$22,281,958	\$91,911,451
Department of Children and Families	YALE NEW HAVEN HOSPITAL	18DCF0036	2018 MULTIDISCIPLINARY EVALUATION CLINIC-(MDE)	M	\$179,160	\$0	\$0	\$179,160	7/1/2017	6/30/2020	\$537,276	\$532,586	\$4,690
Department of Children and Families	YALE UNIVERSITY	20DCF0170	2020 Intensive Family Preservation (IFP)	M	\$3,952,811	\$30,056	\$0	\$3,982,867	7/1/2019	6/30/2024	\$20,367,077	\$3,982,867	\$16,384,210
Department of Children and Families	YOUTH CONTINUUM INC	19DCF0173	2019 THERAPEUTIC GROUP HOME - BRADLEY	M	\$1,888,055	\$0	\$0	\$1,888,055	7/1/2018	6/30/2023	\$9,710,180	\$3,830,091	\$5,880,089
Department of Children and Families	ZERO TO THREE: NATIONAL CENTER FOR	17DCF0364AA	FY17 Safe Babies Project	M	\$125,386	\$0	\$0	\$125,386	7/1/2016	6/30/2021	\$613,829	\$451,266	\$162,563
Total	89				\$181,733,840	\$6,017,554	\$3,431,770	\$191,183,164			\$906,219,617	\$513,357,197	\$392,862,420
Department of Correction	APT FOUNDATION INC	12DOC0100AA	Substance Abuse	Y	\$1,602,795	\$0	\$0	\$1,602,795	7/1/2011	7/31/2021	\$10,905,231	\$9,156,336	\$1,748,896
Department of Correction	APT FOUNDATION INC	18DOC0103AA	MAT Program at NHCC	Y	\$0	\$5,221	\$0	\$5,221	7/1/2017	7/31/2019	\$121,307	\$121,307	\$0
Department of Correction	APT FOUNDATION INC	19DOC91306POS01	NHCC Methadone Induction Pilot	E	\$0	\$6,254	\$0	\$6,254	6/17/2019	10/15/2019	\$8,338	\$6,254	\$2,084
Department of Correction	APT FOUNDATION INC	19DOC91442POS01	MAT Methadone Maintenance at NHCC	N	\$0	\$135,492	\$0	\$135,492	7/1/2019	10/15/2020	\$218,029	\$135,492	\$82,537
Department of Correction	APT FOUNDATION INC	19DOC93229POS01	MAT Induction at NHCC	N	\$0	\$13,969	\$0	\$13,969	10/1/2019	10/15/2020	\$27,898	\$13,969	\$13,929
Department of Correction	ARTWORKS TO EMPOWER INC	15DOC0100AA	Art Therapy	N	\$4,500	\$0	\$0	\$4,500	7/1/2014	6/30/2021	\$42,000	\$28,500	\$13,500
Department of Correction	BANSLEY LAW LLC	15DOC0140AB	Inmate Legal Services	N	\$197,206	\$0	\$0	\$197,206	4/1/2020	6/30/2021	\$1,092,147	\$197,206	\$894,941
Department of Correction	BANSLEY LAW OFFICES LLC	15DOC0140AA	Inmate Legal Assistance 1	Y	\$608,850	\$0	\$0	\$608,850	7/1/2015	6/30/2021	\$4,787,000	\$3,694,853	\$1,092,147
Department of Correction	CAREER RESOURCES	18DOC85067POS01	Isaiah House	Y	\$1,756,935	\$0	\$0	\$1,756,935	10/1/2018	7/31/2022	\$6,156,068	\$2,196,169	\$3,959,899
Department of Correction	CHRYSALIS CENTER INC	14DOC0102AA	Supportive Housing	Y	\$784,188	\$0	\$0	\$784,188	6/15/2013	7/31/2021	\$7,999,079	\$7,188,281	\$810,798
Department of Correction	COASTAL OB GYN & MIDWIFERY LLC	19DOC90018POS01	YORK OBGYN SERVICES	N	\$21,600	\$0	\$0	\$21,600	4/16/2019	7/16/2019	\$32,400	\$25,800	\$6,600
Department of Correction	COASTAL OB GYN & MIDWIFERY LLC	19DOC91992POS01	OBGYN Services	N	\$45,700	\$0	\$0	\$45,700	7/17/2019	12/31/2019	\$67,500	\$45,700	\$21,800
Department of Correction	COMMUNITY HEALTH RESOURCES INC	18DOC0116AA	MAT Program - Osborn Cl	Y	\$0	\$349	\$0	\$349	11/1/2017	4/30/2019	\$380,000	\$368,988	\$11,012
Department of Correction	COMMUNITY HEALTH RESOURCES INC	19DOC87544POS01	CHR Medication Assited Treatment - HCC	N	\$0	\$82,088	\$0	\$82,088	2/1/2019	10/30/2019	\$125,000	\$82,088	\$42,912
Department of Correction	COMMUNITY HEALTH RESOURCES INC	19DOC87566POS01	CHR Corrigan MAT	N	\$0	\$94,037	\$0	\$94,037	2/1/2019	10/30/2019	\$110,000	\$94,037	\$15,963



Agency	Supplier Name	Contract ID #	Contract Description	Competitive	Payments				Term				
					General Fund	Federal Fund	Other Fund	Total FY20	Contract Begin Date	Contract Expire Date	Cumulative Contract Total Amount	Cumulative Contract Payments	Cumulative Contract Balance Remaining
Department of Correction	COMMUNITY HEALTH RESOURCES INC	19DOC90185PO501	Medication Assisted Therapy - Osborn MAT	N	\$0	\$83,333	\$0	\$83,333	5/1/2019	10/30/2019	\$83,333	\$83,333	\$0
Department of Correction	COMMUNITY HEALTH RESOURCES INC	19DOC93213PO501	2nd Dosing Nursing Services at OCI	N	\$0	\$54,286	\$0	\$54,286	9/1/2019	10/15/2020	\$111,834	\$54,286	\$57,548
Department of Correction	COMMUNITY HEALTH RESOURCES INC	19DOC93214PO501	MAT Gap Funding at Osborn	E	\$0	\$19,343	\$0	\$19,343	9/1/2019	10/30/2019	\$19,343	\$19,343	\$0
Department of Correction	COMMUNITY HEALTH RESOURCES INC	19DOC94073PO501	MAT Services at Osborn	N	\$0	\$183,986	\$0	\$183,986	9/30/2019	10/15/2020	\$325,160	\$183,986	\$141,174
Department of Correction	COMMUNITY HEALTH RESOURCES INC	19DOC94074PO501	MAT at CRCC	N	\$0	\$93,120	\$0	\$93,120	9/30/2019	10/15/2020	\$160,000	\$93,120	\$66,880
Department of Correction	COMMUNITY HEALTH RESOURCES INC	19DOC94075PO501	MAT Services at HCC	N	\$0	\$75,399	\$0	\$75,399	9/30/2019	10/15/2020	\$140,000	\$75,399	\$64,601
Department of Correction	COMMUNITY MENTAL HEALTH AFFILIATES INC	19DOC8744PO501	Medication Assisted Therapy (MAT)	N	\$0	\$86,666	\$0	\$86,666	5/1/2019	9/29/2019	\$108,333	\$108,333	\$0
Department of Correction	COMMUNITY MENTAL HEALTH AFFILIATES INC	19DOC94061PO501	Step Forward Program	N	\$0	\$116,152	\$0	\$116,152	9/30/2019	10/15/2020	\$260,000	\$116,152	\$143,848
Department of Correction	COMMUNITY PARTNERS IN ACTION INC	15DOC1116AA	Male Work Release Program	Y	\$886,659	\$0	\$0	\$886,659	7/1/2014	7/31/2021	\$7,041,899	\$6,130,337	\$911,562
Department of Correction	COMMUNITY RENEWAL TEAM INC	17DOC0118AA	Community Services	Y	\$630,910	\$0	\$0	\$630,910	4/1/2017	7/31/2021	\$2,744,773	\$1,993,827	\$750,946
Department of Correction	COMMUNITY SOLUTIONS INC	15DOC0112AA	Berman Treatment Center	Y	\$8,022,582	\$0	\$0	\$8,022,582	7/1/2014	7/31/2021	\$56,209,280	\$48,183,642	\$8,025,638
Department of Correction	CONNECTICUT COMMUNITY FOR ADDICTION	19DOC93079PO501	Recovery Coaching Supports	N	\$0	\$29,601	\$0	\$29,601	9/1/2019	10/15/2020	\$250,870	\$29,601	\$221,269
Department of Correction	CONNECTICUT RENAISSANCE INC	15DOC0113AA	Central Avenue	Y	\$3,744,720	\$0	\$0	\$3,744,720	7/1/2014	7/31/2021	\$22,561,705	\$18,766,192	\$3,795,513
Department of Correction	DIALYSIS CLINIC INC	18DOC82145PO501	Health Care - Dialysis Services	N	\$0	\$565,543	\$0	\$565,543	7/1/2018	6/30/2021	\$1,613,141	\$628,168	\$984,973
Department of Correction	DIAMOND PHARMACY SERVICES	19DOC92149PO501	Pharmacy Services	Y	\$17,802,159	\$0	\$0	\$17,802,159	9/1/2019	9/30/2021	\$60,000,000	\$17,802,159	\$42,197,841
Department of Correction	EMERGE CONNECTICUT INC	20DOC0100AA	Re-Entry Program	N	\$112,500	\$0	\$0	\$112,500	10/1/2019	6/30/2021	\$262,500	\$112,500	\$150,000
Department of Correction	FAMILY REENTRY INC	14DOC0109AA	Enterprise House	Y	\$1,102,859	\$0	\$0	\$1,102,859	6/15/2013	7/31/2021	\$13,447,550	\$12,241,511	\$1,206,039
Department of Correction	FHM SERVICES INC	14DOC0101AA	Fellowship House	Y	\$717,813	\$0	\$0	\$717,813	7/1/2013	7/31/2021	\$5,353,170	\$4,620,036	\$733,134
Department of Correction	FRANK BAKER PHD	20DOC0101AA	DV/Anger Mgmt Eval	E	\$0	\$9,750	\$0	\$9,750	10/1/2019	5/15/2020	\$18,525	\$9,750	\$8,775
Department of Correction	INSTITUTIONAL EYE CARE LLC	18DOC82151PO501	Ocular and Optometry Clinic Services	N	\$78,118	\$0	\$0	\$78,118	7/1/2018	12/31/2019	\$186,000	\$185,418	\$582
Department of Correction	INSTITUTIONAL EYE CARE LLC	20DOC95211PO5	Ocular Services	N	\$14,400	\$0	\$0	\$14,400	1/1/2020	12/31/2022	\$405,000	\$14,400	\$390,600
Department of Correction	NEW OPPORTUNITIES INC	14DOC0100AA	Bishop House	Y	\$1,026,567	\$0	\$0	\$1,026,567	7/1/2013	7/31/2021	\$8,206,632	\$7,164,384	\$1,042,248
Department of Correction	NUTRITION FOR LIFE LLC	19DOC91224PO5	Nutrition Advisory Services	N	\$29,400	\$0	\$0	\$29,400	7/1/2019	6/30/2022	\$99,999	\$29,400	\$70,599
Department of Correction	PERCEPTION PROGRAMS INC	15DOC0109AA	Brooklyn/Bridge	Y	\$864,723	\$0	\$0	\$864,723	7/1/2014	7/31/2021	\$10,440,702	\$9,675,980	\$764,723
Department of Correction	PERCEPTION PROGRAMS INC	17DOC0127AA	Grace House	Y	\$327,431	\$0	\$0	\$327,431	3/1/2017	7/31/2021	\$1,016,205	\$710,774	\$305,431
Department of Correction	PROJECT MORE INC	15DOC0111AA	Walter Brooks	Y	\$1,894,761	\$0	\$0	\$1,894,761	7/1/2014	7/31/2021	\$13,233,694	\$11,312,980	\$1,920,714
Department of Correction	QUEST DIAGNOSTICS INCORPORATED	19DOC92012PO501	Laboratory Services - Quest Diagnostics	N	\$797,167	\$0	\$0	\$797,167	9/1/2019	8/31/2022	\$24,000,000	\$797,167	\$23,202,833
Department of Correction	RECOVERY NETWORK OF PROGRAMS INC	18DOC0106AA	MAT Program at BCC	N	\$0	\$15,000	\$0	\$15,000	7/1/2017	7/31/2019	\$121,307	\$121,307	\$0
Department of Correction	RECOVERY NETWORK OF PROGRAMS INC	19DOC91308PO501	BCC Methadone Induction Pilot	E	\$0	\$8,338	\$0	\$8,338	6/17/2019	10/30/2019	\$8,338	\$8,338	\$0
Department of Correction	RECOVERY NETWORK OF PROGRAMS INC	19DOC91443PO501	MAT Methadone Maintenance at BCC, (SOR)	N	\$0	\$115,757	\$0	\$115,757	7/1/2019	10/15/2020	\$356,497	\$115,757	\$240,740
Department of Correction	RECOVERY NETWORK OF PROGRAMS INC	19DOC93230PO501	MAT Induction at BCC	N	\$0	\$26,381	\$0	\$26,381	10/1/2019	10/15/2020	\$36,000	\$26,381	\$9,619
Department of Correction	RETINA CONSULTANTS PC	18DOC82277PO501	Retina Medical and Surgical Services	N	\$33,100	\$0	\$0	\$33,100	7/1/2018	6/30/2021	\$157,500	\$77,151	\$80,349
Department of Correction	THE CONNECTION INC	11DOC0115AA	January Center	Y	\$1,285,868	\$0	\$0	\$1,285,868	6/4/2010	7/31/2025	\$26,076,049	\$14,899,409	\$11,176,640
Department of Correction	THE CONNECTION INC	14DOC0111AA	Work Release	Y	\$8,161,929	\$0	\$0	\$8,161,929	7/1/2013	7/31/2021	\$63,505,021	\$55,653,592	\$7,851,429
Department of Correction	THE CONNECTION INC	18DOC0121AA	The Connection House	Y	\$479,767	\$0	\$0	\$479,767	2/1/2018	7/31/2021	\$1,637,869	\$1,158,102	\$479,767
Department of Correction	THE OPEN HEARTH ASSOCIATION	14DOC0108AA	Men's Work Release	Y	\$915,311	\$0	\$0	\$915,311	7/1/2013	7/31/2021	\$7,302,066	\$6,386,482	\$915,584
Department of Correction	THRESHOLD VOLUNTEERS IN	15DOC0101AA	Decision Making / Problem Solving Methods	N	\$4,500	\$0	\$0	\$4,500	7/1/2014	6/30/2021	\$42,000	\$31,500	\$10,500
Department of Correction	WHEELER CLINIC INC	18DOC0120AA	Residential Substance Abuse Treatment (RSAT)	N	\$0	\$28,000	\$9,333	\$37,333	1/3/2018	7/31/2019	\$205,168	\$193,862	\$11,306
Department of Correction	WHEELER CLINIC INC	19DOC91245PO501	Residential Substance Abuse Treatment (RSAT)	N	\$0	\$37,333	\$0	\$37,333	7/1/2019	10/15/2019	\$37,333	\$37,333	\$0
Department of Correction	WHEELER CLINIC INC	19DOC94029PO501	Residential Substance Abuse Treatment (RSAT)	N	\$0	\$62,290	\$18,600	\$80,890	10/1/2019	10/15/2020	\$149,333	\$80,889	\$68,444
Total		55			\$54,520,560	\$1,382,144	\$27,933	\$55,930,637			\$360,006,125	\$243,287,258	\$116,718,867
Department of Public Health	ADVANCING CONNECTICUT TOGETHER INC	17DPH0123NN	HIV/AIDS HealthCare Support, FP1	Y	\$0	\$0	\$936,399	\$936,399	4/1/2017	3/31/2022	\$4,685,896	\$2,765,801	\$1,920,095
Department of Public Health	ADVANCING CONNECTICUT TOGETHER INC	DPH2019-0154	HIV Prevention Services, FP1	Y	\$0	\$133,850	\$258,886	\$392,736	1/1/2019	12/31/2021	\$1,230,000	\$551,265	\$678,735
Department of Public Health	ADVANCING CONNECTICUT TOGETHER INC	DPH2020-0099	HIV Prevention Services, FP1	Y	\$0	\$0	\$8,333	\$8,333	11/8/2019	3/31/2022	\$50,000	\$8,333	\$41,667
Department of Public Health	ALLIANCE FOR LIVING INC	17DPH0113NN	HIV/AIDS HealthCare Support, FP1	Y	\$0	\$625,891	\$625,891	\$625,891	4/1/2017	3/31/2022	\$3,246,054	\$1,974,744	\$1,271,310
Department of Public Health	ALLIANCE FOR LIVING INC	DPH2019-0127	HIV Prevention Services, FP1	Y	\$0	\$17,158	\$34,408	\$51,566	1/1/2019	12/31/2021	\$137,634	\$70,209	\$67,425
Department of Public Health	ALLIANCE FOR LIVING INC	DPH2020-0097PSA	HIV Prevention Services, FP1	Y	\$0	\$16,666	\$16,666	\$16,666	11/8/2019	3/31/2022	\$50,000	\$16,666	\$33,334
Department of Public Health	ANCHOR HEALTH INITIATIVE CORPORATION	DPH2019-0147	HIV Prevention Services, FP1	Y	\$33,023	\$86,724	\$119,747	\$119,747	1/1/2019	12/31/2021	\$360,000	\$172,980	\$187,020
Department of Public Health	APEX COMMUNITY CARE INC	17DPH0109NN	HIV/AIDS HealthCare Support, FP1	Y	\$0	\$100,535	\$100,535	\$100,535	4/1/2017	3/31/2022	\$465,418	\$270,109	\$195,309
Department of Public Health	APEX COMMUNITY CARE INC	17DPH0114NN	HIV/AIDS HealthCare Support, FP1	Y	\$0	\$71,076	\$170,500	\$241,576	4/1/2017	3/31/2022	\$944,080	\$677,718	\$266,362
Department of Public Health	APEX COMMUNITY CARE INC	DPH2019-0128	HIV Prevention Services, FP1	Y	\$0	\$98,173	\$215,652	\$313,825	1/1/2019	12/31/2021	\$862,608	\$446,454	\$416,154
Department of Public Health	APNH: A PLACE TO NOURISH YOUR HEALTH INC	17DPH0110NN	HIV/AIDS HealthCare Support, FP1	Y	\$0	\$0	\$332,353	\$332,353	4/1/2017	3/31/2022	\$1,583,524	\$1,119,445	\$464,079



Agency	Supplier Name	Contract ID #	Contract Description	Competitive	Payments				Term				
					General Fund	Federal Fund	Other Fund	Total FY20	Contract Begin Date	Contract Expire Date	Cumulative Contract Total Amount	Cumulative Contract Payments	Cumulative Contract Balance Remaining
Department of Public Health	APHN: A PLACE TO NOURISH YOUR HEALTH INC	DPH2019-0126	HIV Prevention Services, FP1	Y	\$0	\$52,055	\$211,527	\$263,582	1/1/2019	12/31/2021	\$899,919	\$423,570	\$476,349
Department of Public Health	APHN: A PLACE TO NOURISH YOUR HEALTH INC	DPH2020-0100	HIV Prevention Services, FP1	Y	\$0	\$277,645	\$0	\$277,645	11/1/2019	3/31/2022	\$1,051,233	\$277,645	\$773,588
Department of Public Health	BIRTH SUPPORT EDUCATION AND BEYOND LLC	DPH2020-0094POS01	Case Mgmt for Pregnant Women, FP 1	N	\$0	\$0	\$63,000	\$63,000	11/15/2019	6/30/2022	\$261,520	\$63,000	\$198,520
Department of Public Health	BRISTOL HOSPITAL INC	17DPH006200	WIC Program, FP 1	N	\$0	\$720,291	\$0	\$720,291	10/1/2017	9/30/2022	\$4,045,330	\$2,177,771	\$1,867,559
Department of Public Health	BRISTOL-BURLINGTON HEALTH DISTRICT	DPH2019-0145POS01	Preventive Health Services, FP1	E	\$0	\$9,058	\$0	\$9,058	11/1/2018	9/30/2019	\$18,116	\$18,116	\$0
Department of Public Health	BRISTOL-BURLINGTON HEALTH DISTRICT	DPH2020-0036POS01	Preventive Health Services, FP1	E	\$0	\$19,048	\$0	\$19,048	10/1/2019	9/30/2022	\$57,144	\$19,048	\$38,096
Department of Public Health	CAPITOL REGION EDUCATION COUNCIL	17DPH006500	School Based Health Centers, FP1	N	\$69,310	\$0	\$0	\$69,310	7/1/2017	6/30/2022	\$346,549	\$207,929	\$138,620
Department of Public Health	CATHOLIC CHARITIES INC	17DPH0049PP	TB Prev & Treatment Svcs, FP1	N	\$0	\$32,000	\$0	\$32,000	8/15/2017	8/14/2020	\$72,000	\$72,000	\$0
Department of Public Health	CATHOLIC CHARITIES INC	DPH2019-0197POS01	Family Wellness HS, FP1	N	\$0	\$70,000	\$0	\$70,000	5/30/2019	3/31/2024	\$250,000	\$70,000	\$180,000
Department of Public Health	CENTRAL CONNECTICUT HEALTH DISTRICT	DPH2020-0057POS01	Preventive Health Services, FP1	E	\$0	\$24,015	\$0	\$24,015	10/1/2019	9/30/2022	\$73,570	\$24,015	\$49,555
Department of Public Health	CHARTER OAK HEALTH CENTER INC	DPH2019-0192POS01	Family Wellness HS, FP1	N	\$0	\$115,371	\$0	\$115,371	5/30/2019	3/31/2024	\$375,000	\$115,371	\$259,629
Department of Public Health	CHATHAM HEALTH DISTRICT	DPH2019-0065POS01	Preventive Health Services, FP1	E	\$0	\$7,369	\$0	\$7,369	10/1/2018	9/30/2019	\$14,739	\$14,739	\$0
Department of Public Health	CHATHAM HEALTH DISTRICT	DPH2020-0061POS01	Preventive Health Services, FP1	E	\$0	\$7,840	\$0	\$7,840	10/1/2019	9/30/2022	\$47,037	\$7,840	\$39,197
Department of Public Health	CHESPROCCOTT HEALTH DIST	DPH2019-0099PSA01	Preventive Health Services, FP1	E	\$0	\$6,348	\$0	\$6,348	10/1/2018	9/30/2019	\$12,697	\$12,697	\$0
Department of Public Health	CHESPROCCOTT HEALTH DIST	DPH2020-0065POS01	Preventive Health Services, FP1	N	\$0	\$6,625	\$0	\$6,625	10/1/2019	9/30/2022	\$39,750	\$6,625	\$33,125
Department of Public Health	CHILD AND FAMILY AGENCY OF SOUTHEASTERN	17DPH006300	School Based Health Centers FP1	N	\$2,134,215	\$20,000	\$125,000	\$2,279,215	7/1/2017	6/30/2022	\$11,289,057	\$6,676,351	\$4,612,706
Department of Public Health	CITY OF BRIDGEPORT	17DPH000900	STD/TB Prev & Treat, FP1	E	\$0	\$0	\$85,601	\$85,601	7/1/2017	6/30/2022	\$419,505	\$248,303	\$171,202
Department of Public Health	CITY OF BRIDGEPORT	17DPH0041NN	Injury Prevention Svcs, FP1	E	\$0	\$10,000	\$0	\$10,000	1/1/2017	8/31/2019	\$90,000	\$90,000	\$0
Department of Public Health	CITY OF BRIDGEPORT	DPH2019-0081-0POS01	Preventive Health Services, FP1	E	\$0	\$24,055	\$0	\$24,055	10/1/2018	9/30/2019	\$48,110	\$48,110	\$0
Department of Public Health	CITY OF BRIDGEPORT	DPH2019-0170POS01	Heart Dis & Stroke Prev Prgm, FP1	E	\$0	\$75,341	\$0	\$75,341	3/1/2019	9/30/2021	\$210,000	\$75,341	\$134,659
Department of Public Health	CITY OF DANBURY	17DPH001000	TB Prev & Treatment Svcs, FP1	E	\$0	\$0	\$25,000	\$25,000	7/1/2017	6/30/2022	\$125,000	\$75,000	\$50,000
Department of Public Health	CITY OF DANBURY	DPH2019-0085-0POS01	Preventive Health Services, FP1	E	\$0	\$11,513	\$0	\$11,513	10/1/2018	9/30/2019	\$23,026	\$23,026	\$0
Department of Public Health	CITY OF DANBURY	DPH2020-0043POS01	Preventive Health Services, FP1	E	\$0	\$24,378	\$0	\$24,378	10/1/2019	9/30/2022	\$73,134	\$24,378	\$48,756
Department of Public Health	CITY OF HARTFORD	17DPH001100	STD Prev & Treatment Svcs, FP1	E	\$24,229	\$21,000	\$167,823	\$213,052	7/1/2017	6/30/2022	\$1,274,615	\$876,556	\$398,059
Department of Public Health	CITY OF HARTFORD	17DPH0037NN	Injury Prevention Svcs, FP1	E	\$0	\$10,000	\$0	\$10,000	1/1/2017	8/31/2019	\$101,877	\$99,377	\$2,500
Department of Public Health	CITY OF HARTFORD	17DPH007000	School Based Health Centers, FP1	E	\$933,140	\$125,000	\$0	\$1,058,140	7/1/2017	6/30/2022	\$5,290,697	\$3,174,417	\$2,116,280
Department of Public Health	CITY OF HARTFORD	18DPH006100	WIC Program, FP 1	E	\$0	\$689,679	\$0	\$689,679	1/1/2018	9/30/2022	\$6,406,295	\$2,735,201	\$3,671,094
Department of Public Health	CITY OF HARTFORD	DPH2019-0196POS01	Family Wellness HS, FP1	E	\$0	\$75,000	\$0	\$75,000	5/30/2019	3/31/2024	\$375,000	\$75,000	\$300,000
Department of Public Health	CITY OF HARTFORD	DPH2020-0025POS	Oral Health Program, FP1	E	\$0	\$36,000	\$0	\$36,000	9/17/2019	8/31/2020	\$36,000	\$36,000	\$0
Department of Public Health	CITY OF MILFORD	DPH2020-0037POS01	Preventive Health Services, FP1	E	\$0	\$13,472	\$0	\$13,472	10/1/2019	9/30/2022	\$41,388	\$13,472	\$27,916
Department of Public Health	CITY OF NEW HAVEN	16DPH0064MM	Immunization Program, FP 1	E	\$0	\$112,069	\$0	\$112,069	1/1/2016	6/30/2020	\$462,820	\$439,295	\$23,525
Department of Public Health	CITY OF NEW HAVEN	17DPH001400	STD Prev & Treatment Svcs,FP1	E	\$0	\$22,503	\$163,909	\$186,412	7/1/2017	6/30/2022	\$757,329	\$563,890	\$193,439
Department of Public Health	CITY OF NEW HAVEN	17DPH0040NN	Injury Prevention Svcs, FP1	E	\$0	\$10,000	\$0	\$10,000	1/1/2017	8/31/2019	\$116,638	\$106,638	\$10,000
Department of Public Health	CITY OF NEW HAVEN	17DPH007500	School Based Health Centers, FP1	E	\$1,203,182	\$137,500	\$0	\$1,340,682	7/1/2017	6/30/2022	\$6,722,968	\$4,029,868	\$2,693,100
Department of Public Health	CITY OF NEW HAVEN	DPH2020-0027POS	Oral Health Program, FP1	E	\$0	\$36,000	\$0	\$36,000	9/17/2019	8/31/2020	\$36,000	\$36,000	\$0
Department of Public Health	CITY OF STAMFORD	16DPH0061MM	Immunizations (IAP)	E	\$0	\$1,032	\$0	\$1,032	1/1/2016	6/30/2020	\$411,328	\$319,921	\$91,407
Department of Public Health	CITY OF STAMFORD	17DPH001600	STD/TB Prev & Treat, FP1	E	\$0	\$0	\$105,514	\$105,514	7/1/2017	6/30/2022	\$519,095	\$308,067	\$211,028
Department of Public Health	CITY OF STAMFORD	DPH2019-0074POS1	Preventive Health Services, FP1	E	\$0	\$16,689	\$0	\$16,689	10/1/2018	9/30/2019	\$33,379	\$33,379	\$0
Department of Public Health	COMMUNITY HEALTH CENTER INC	17DPH006400	School Based Health Centers FP1	N	\$1,140,421	\$0	\$0	\$1,140,421	7/1/2017	6/30/2022	\$5,692,816	\$3,411,974	\$2,280,842
Department of Public Health	COMMUNITY HEALTH CENTER INC	17DPH0122NN	HIV/AIDS HealthCare Support, FP1	Y	\$0	\$0	\$106,885	\$106,885	4/1/2017	3/31/2022	\$468,076	\$345,500	\$122,576
Department of Public Health	COMMUNITY HEALTH CENTER INC	DPH2019-0129	HIV Prevention Services, FP1	Y	\$0	\$19,898	\$69,126	\$89,024	1/1/2019	12/31/2021	\$300,000	\$131,626	\$168,374
Department of Public Health	COMMUNITY HEALTH CENTER INC	DPH2019-0199POS01	Family Wellness HS, FP1	N	\$0	\$262,500	\$0	\$262,500	5/30/2019	3/31/2024	\$1,125,000	\$262,500	\$862,500
Department of Public Health	COMMUNITY HEALTH CENTER INC	DPH2020-0024POS	Oral Health Program, FP1	N	\$0	\$36,000	\$0	\$36,000	9/17/2019	8/31/2020	\$36,000	\$36,000	\$0
Department of Public Health	COMMUNITY HEALTH SERVICES INC	17DPH0115NN	HIV/AIDS HealthCare Support, FP1	Y	\$0	\$32,015	\$55,066	\$87,081	4/1/2017	3/31/2022	\$339,615	\$261,242	\$78,373
Department of Public Health	COMMUNITY HEALTH SERVICES INC	DPH2019-0125POS01	Comprehensive Cancer Control, FP1	N	\$0	\$15,000	\$0	\$15,000	12/1/2018	9/30/2019	\$30,000	\$30,000	\$0
Department of Public Health	COMMUNITY HEALTH SERVICES INC	DPH2019-0198POS01	Family Wellness HS, FP1	N	\$0	\$90,000	\$0	\$90,000	5/30/2019	3/31/2024	\$375,000	\$90,000	\$285,000
Department of Public Health	COMMUNITY RENEWAL TEAM INC	17DPH0118NN	HIV/AIDS HealthCare Support, FP1	Y	\$0	\$0	\$95,267	\$95,267	4/1/2017	3/31/2022	\$429,073	\$267,341	\$161,732
Department of Public Health	CONNECTICUT ALLIANCE TO END SEXUAL	17DPH002000	Rape Crisis & Prev Svcs, FP 1.	N	\$548,128	\$387,818	\$150,374	\$1,086,320	7/1/2017	6/30/2022	\$5,874,993	\$3,402,703	\$2,472,290



Agency	Supplier Name	Contract ID #	Contract Description	Competitive	Payments				Term				
					General Fund	Federal Fund	Other Fund	Total FY2020	Contract Begin Date	Contract Expire Date	Cumulative Contract Total Amount	Cumulative Contract Payments	Cumulative Contract Balance Remaining
Department of Public Health	CONNECTICUT CHILDRENS MEDICAL CENTER	17DPH115900	Public Hlth Preparedness-Ebola, FP 1	N	\$0	\$900	\$0	\$900	7/1/2017	5/17/2020	\$22,077	\$2,000	\$20,077
Department of Public Health	CONNECTICUT CHILDRENS MEDICAL CENTER	19DPH0013POS01	Newborn Screening, FP 1	N	\$0	\$24,000	\$599,177	\$623,177	7/1/2018	6/30/2021	\$1,856,531	\$1,222,354	\$634,177
Department of Public Health	CONNECTICUT CHILDRENS MEDICAL CENTER	DPH2019-0053	Lead Poisoning Prev & Contrl, FP 1	N	\$0	\$0	\$135,126	\$135,126	7/1/2018	6/30/2021	\$404,481	\$270,252	\$134,229
Department of Public Health	CONNECTICUT CHILDRENS MEDICAL CENTER	DPH2019-0139POS01	HIV Prevention Services, FP1	Y	\$0	\$25,000	\$75,000	\$100,000	12/19/2018	12/31/2021	\$300,000	\$162,500	\$137,500
Department of Public Health	CONNECTICUT CHILDRENS MEDICAL CENTER	DPH2020-0133	Covid-19 FP1	N	\$0	\$333,667	\$0	\$333,667	5/6/2020	5/6/2021	\$4,004,000	\$333,667	\$3,670,333
Department of Public Health	CONNECTICUT FAMILY SUPPORT NETWORK INC	17DPH0128NN	Early Hearing Detect/Interven, FP1	Y	\$0	\$70,416	\$0	\$70,416	6/1/2017	3/31/2021	\$260,000	\$216,666	\$43,334
Department of Public Health	CONNECTICUT INSTITUTE FOR COMMUNITIES	17DPH007600	School Based Health Centers, FP1	N	\$631,137	\$0	\$0	\$631,137	7/1/2017	6/30/2022	\$3,149,417	\$1,887,143	\$1,262,274
Department of Public Health	CONNECTICUT INSTITUTE FOR COMMUNITIES	18DPH005700	WIC Program, FP 1	N	\$0	\$322,381	\$0	\$322,381	1/1/2018	9/30/2022	\$1,703,839	\$837,103	\$866,736
Department of Public Health	CONNECTICUT INSTITUTE FOR REFUGEES AND	17DPH005000	TB Prev & Treatment Svcs, FP1	N	\$0	\$24,000	\$0	\$24,000	8/15/2017	8/14/2020	\$72,000	\$72,000	\$0
Department of Public Health	CONNECTICUT RIVER AREA HEALTH DISTRICT	DPH2019-0064POS01	Preventive Health Services, FP1	E	\$0	\$4,424	\$0	\$4,424	10/1/2018	9/30/2019	\$8,848	\$8,848	\$0
Department of Public Health	CONNECTICUT RIVER AREA HEALTH DISTRICT	DPH2020-0040POS01	Preventive Health Services, FP1	E	\$0	\$10,166	\$0	\$10,166	10/1/2019	9/30/2022	\$30,498	\$10,166	\$20,332
Department of Public Health	CONSUMER WELLNESS SOLUTIONS INC	14DPH0013LL	Tobacco Cessation Svcs, FP 1	Y	\$0	\$0	\$232,899	\$232,899	7/1/2014	12/31/2019	\$3,722,117	\$2,244,336	\$1,477,781
Department of Public Health	CONSUMER WELLNESS SOLUTIONS INC	DPH2019-0225POS	Tobacco Cessation Svcs	Y	\$0	\$0	\$100,108	\$100,108	7/1/2019	6/30/2024	\$1,124,850	\$100,108	\$1,024,742
Department of Public Health	CORNELL SCOTT-HILL HEALTH CORPORATION	DPH2019-0130	HIV Prevention Services, FP1	Y	\$0	\$37,489	\$109,726	\$147,215	1/1/2019	12/31/2021	\$450,000	\$203,465	\$246,535
Department of Public Health	DAY KIMBALL HOSPITAL	DPH2019-0119POS01	Cancer Integratd Hlth Screening, FP 1	N	\$0	\$62,503	\$103,023	\$165,526	1/1/2019	6/30/2023	\$751,868	\$255,290	\$496,578
Department of Public Health	EAST SHORE DISTRICT HEALTH DEPT	DPH2019-0101-0PSA01	Preventive Health Services, FP1	E	\$0	\$8,776	\$0	\$8,776	10/1/2018	9/30/2019	\$17,552	\$17,552	\$0
Department of Public Health	EAST SHORE DISTRICT HEALTH DEPT	DPH2020-0029POS01	Preventive Health Services, FP1	N	\$0	\$18,135	\$0	\$18,135	10/1/2019	9/30/2022	\$54,405	\$18,135	\$36,270
Department of Public Health	EASTERN HIGHLANDS HEALTH DIST	DPH2020-0054POS01	Preventive Health Services, FP1	N	\$0	\$21,932	\$0	\$21,932	10/1/2019	9/30/2022	\$67,208	\$21,932	\$45,276
Department of Public Health	EDADVANCE	DPH2020-0017POS	Tobacco Cessation Svcs	N	\$0	\$53,215	\$0	\$53,215	8/22/2019	12/31/2020	\$70,000	\$53,215	\$16,785
Department of Public Health	FAIR HAVEN COMMUNITY HEALTH CLINIC INC	17DPH006700	School Based Health Centers, FP1	N	\$55,532	\$0	\$0	\$55,532	7/1/2017	6/30/2022	\$277,155	\$166,051	\$111,104
Department of Public Health	FAMILY CENTERS INC	17DPH008400	School Based Health Centers, FP1	N	\$796,778	\$0	\$0	\$796,778	7/1/2017	6/30/2022	\$3,976,842	\$2,383,286	\$1,593,556
Department of Public Health	FAMILY CENTERS INC	17DPH0111NN	HIV/AIDS HealthCare Support, FP1	Y	\$0	\$0	\$297,607	\$297,607	4/1/2017	3/31/2022	\$1,160,507	\$891,987	\$268,520
Department of Public Health	FAMILY CENTERS INC	DPH2019-0131	HIV Prevention Services, FP1	Y	\$0	\$37,123	\$89,952	\$127,075	1/1/2019	12/31/2021	\$397,620	\$195,355	\$202,265
Department of Public Health	FARMINGTON VALLEY HEALTH DIST	DPH2019-0083POS01	Preventive Health Services, FP1	N	\$0	\$12,571	\$0	\$12,571	10/1/2018	9/30/2019	\$25,142	\$25,142	\$0
Department of Public Health	FIRST CHOICE HEALTH CENTERS INC	DPH2020-0026POS	Oral Health Program, FP1	N	\$0	\$36,000	\$0	\$36,000	9/17/2019	8/31/2020	\$36,000	\$36,000	\$0
Department of Public Health	GBAPP INC	DPH2019-0132	HIV Prevention Services, FP1	Y	\$0	\$85,234	\$243,715	\$328,949	1/1/2019	12/31/2021	\$974,862	\$497,637	\$477,225
Department of Public Health	GBAPP INC	DPH2020-0098	HIV Prevention Services, FP1	Y	\$0	\$0	\$8,333	\$8,333	11/8/2019	3/31/2022	\$50,000	\$8,333	\$41,667
Department of Public Health	GENERATIONS FAMILY HEALTH CENTER INC	17DPH006800	School Based Health Centers, FP1	N	\$110,984	\$0	\$0	\$110,984	7/1/2017	6/30/2022	\$553,885	\$331,917	\$221,968
Department of Public Health	GREATER HARTFORD HARM REDUCTION	DPH2019-0148	HIV Prevention Services, FP1	Y	\$0	\$27,978	\$100,147	\$128,125	1/1/2019	12/31/2021	\$414,237	\$196,529	\$217,708
Department of Public Health	GRIFFIN HOSPITAL	17DPH006900	School Based Health Centers, FP1	N	\$107,076	\$0	\$0	\$107,076	7/1/2017	6/30/2022	\$534,317	\$320,165	\$214,152
Department of Public Health	HARTFORD GAY AND LESBIAN HEALTH	17DPH0121NN	HIV/AIDS HealthCare Support, FP1	Y	\$0	\$0	\$236,999	\$236,999	4/1/2017	3/31/2022	\$924,491	\$708,248	\$216,243
Department of Public Health	HARTFORD GAY AND LESBIAN HEALTH	DPH2019-0133	HIV Prevention Services, FP1	Y	\$0	\$64,422	\$195,000	\$259,422	1/1/2019	12/31/2021	\$780,000	\$401,593	\$378,407
Department of Public Health	HARTFORD HEALTHCARE CORPORATION	DPH2019-0118POS01	Cancer Integratd Hlth Screening, FP 1	N	\$0	\$289,908	\$492,710	\$782,618	1/1/2019	6/30/2023	\$3,206,781	\$1,128,927	\$2,077,854
Department of Public Health	HARTFORD HEALTHCARE CORPORATION	DPH2019-0176POS02	Comprehensive Cancer Control, FP 1	N	\$0	\$7,000	\$0	\$7,000	2/1/2019	9/30/2019	\$21,309	\$21,309	\$0
Department of Public Health	HISPANIC HEALTH COUNCIL INC	14DPH0081LL	Hartford Federal Healthy Start	N	\$0	\$33,801	(\$67,602)	(\$33,801)	9/1/2014	3/31/2019	\$548,286	\$383,040	\$165,246
Department of Public Health	HISPANIC HEALTH COUNCIL INC	DPH2019-0043POS01	WIC Program FP 1	N	\$0	\$25,000	\$0	\$25,000	10/1/2018	9/30/2019	\$100,000	\$100,000	\$0
Department of Public Health	HISPANIC HEALTH COUNCIL INC	DPH2019-0194POS01	Family Wellness HS, FP1	N	\$0	\$105,000	\$0	\$105,000	5/30/2019	3/31/2024	\$375,000	\$105,000	\$270,000
Department of Public Health	HISPANIC HEALTH COUNCIL INC	DPH2020-0007POS	Immunization Program, FP1	N	\$0	\$46,950	\$0	\$46,950	8/1/2019	6/30/2020	\$120,576	\$46,950	\$73,626
Department of Public Health	HISPANIC HEALTH COUNCIL INC	DPH2020-0090POS	WIC Program	N	\$0	\$18,182	\$0	\$18,182	11/8/2019	9/30/2020	\$100,000	\$18,182	\$81,818
Department of Public Health	HOSPITAL OF CENTRAL CONNECTICUT	DPH2020-0093POS01	Family Planning Services, FP 1	N	\$0	\$0	\$45,175	\$45,175	11/15/2019	9/30/2022	\$677,628	\$45,175	\$632,453
Department of Public Health	HUMAN RESOURCES AGENCY OF	17DPH0119NN	HIV/AIDS HealthCare Support, FP1	Y	\$0	\$0	\$215,683	\$215,683	4/1/2017	3/31/2022	\$925,892	\$672,674	\$253,218
Department of Public Health	HUMAN SERVICES COUNCIL INC	17DPH007100	School Based Health Centers,FP1	N	\$263,921	\$0	\$0	\$263,921	7/1/2017	6/30/2022	\$1,352,549	\$824,707	\$527,842
Department of Public Health	INTERCOMMUNITY INC	DPH2019-0146	HIV Prevention Services, FP1	Y	\$0	\$25,000	\$75,000	\$100,000	1/1/2019	12/31/2021	\$300,000	\$137,500	\$162,500
Department of Public Health	IRIS	17DPH004800	TB Prev & Treatment Svcs	N	\$0	\$16,000	\$0	\$16,000	8/15/2017	8/14/2020	\$72,000	\$64,000	\$8,000
Department of Public Health	LATINO COMMUNITY SERVICES INC	17DPH0107NN	HIV/AIDS HealthCare Support, FP1	Y	\$0	\$32,033	\$151,679	\$183,712	4/1/2017	3/31/2022	\$772,700	\$506,227	\$266,473
Department of Public Health	LEDGE LIGHT HEALTH DIST	17DPH0038NN	Injury Prevention Svcs, FP1	N	\$0	\$10,000	\$0	\$10,000	1/1/2017	8/31/2019	\$90,000	\$90,000	\$0



Agency	Supplier Name	Contract ID #	Contract Description	Competitive	Payments				Term				
					General Fund	Federal Fund	Other Fund	Total FY20	Contract Begin Date	Contract Expire Date	Cumulative Contract Total Amount	Cumulative Contract Payments	Cumulative Contract Balance Remaining
Department of Public Health	LIFEBRIDGE COMMUNITY SERVICES INC	17DPH0106NN	HIV/AIDS HealthCare Support, FP1	Y	\$0	\$47,559	\$195,791	\$243,349	4/1/2017	3/31/2022	\$1,154,330	\$887,611	\$266,719
Department of Public Health	MAGELLAN RX MANAGEMENT LLC	DPH2019-0004POS01	CT AIDS Drug Assistance Program	N	\$0	\$10,873,432	\$12,520,881	\$23,394,312	7/1/2018	3/31/2023	\$124,499,820	\$40,064,470	\$84,435,350
Department of Public Health	MERIDEN TOWN TREASURER	17DPH0060OO	WIC Program, FP 1	E	\$0	\$757,071	\$0	\$757,071	10/1/2017	9/30/2022	\$4,255,118	\$2,283,658	\$1,971,460
Department of Public Health	MERIDEN TOWN TREASURER	DPH2020-0069POS01	Preventive Health Services, FP1	E	\$0	\$16,862	\$0	\$16,862	10/1/2019	9/30/2022	\$50,586	\$16,862	\$33,724
Department of Public Health	MID FAIRFIELD AIDS PROJECT INC	17DPH0117NN	HIV/AIDS HealthCare Support, FP1	Y	\$0	\$0	\$127,122	\$127,122	4/1/2017	3/31/2022	\$622,720	\$460,395	\$162,325
Department of Public Health	NAUGATUCK VALLEY HEALTH DISTRICT	16DPH0066MM	Immunization Program, FP 1	E	\$0	\$74,257	\$0	\$74,257	1/1/2016	6/30/2020	\$334,156	\$333,602	\$554
Department of Public Health	NAUGATUCK VALLEY HEALTH DISTRICT	DPH2019-0094-0PSA01	Preventive Health Services, FP1	E	\$0	\$16,527	\$0	\$16,527	10/1/2018	9/30/2019	\$33,054	\$33,054	\$0
Department of Public Health	NAUGATUCK VALLEY HEALTH DISTRICT	DPH2020-0030POS01	Preventive Health Services, FP1	E	\$0	\$34,355	\$0	\$34,355	10/1/2019	9/30/2022	\$103,065	\$34,355	\$68,710
Department of Public Health	NEW BRITAIN CITY TREASURER	16DPH0065MM	Immunization Program, FP 1	E	\$0	\$105,861	\$0	\$105,861	1/1/2016	6/30/2020	\$397,792	\$391,302	\$6,490
Department of Public Health	NEW BRITAIN CITY TREASURER	17DPH0013OO	STD/TB Prev & Treat, FP1	E	\$0	\$0	\$17,627	\$17,627	7/1/2017	6/30/2022	\$83,240	\$47,986	\$35,254
Department of Public Health	NEWTOWN HEALTH DISTRICT	DPH2019-0078-0POS01	Preventive Health Services, FP1	E	\$0	\$3,695	\$0	\$3,695	10/1/2018	9/30/2019	\$7,391	\$7,391	\$0
Department of Public Health	NORTHEAST DISTRICT DEPT OF HEALTH	DPH2019-0084-0POS01	Preventive Health Services, FP1	N	\$0	\$10,746	\$0	\$10,746	10/1/2018	9/30/2019	\$21,492	\$21,492	\$0
Department of Public Health	NORTHEAST DISTRICT DEPT OF HEALTH	DPH2020-0044POS01	Preventive Health Services, FP1	N	\$0	\$22,468	\$0	\$22,468	10/1/2019	9/30/2022	\$69,100	\$22,468	\$46,632
Department of Public Health	NORWALK TOWN TREASURER	16DPH0063MM	Immunization Program, FP 1	E	\$0	\$224,647	\$0	\$224,647	1/1/2016	6/30/2020	\$621,788	\$598,936	\$22,852
Department of Public Health	NORWALK TOWN TREASURER	17DPH0015OO	STD Prev & Treatment Svcs, FP1	E	\$0	\$23,492	\$112,476	\$135,968	7/1/2017	6/30/2022	\$497,915	\$413,915	\$84,000
Department of Public Health	NORWALK TOWN TREASURER	DPH2020-0060POS01	Preventive Health Services, FP1	E	\$0	\$22,224	\$0	\$22,224	10/1/2019	9/30/2022	\$70,306	\$22,224	\$48,082
Department of Public Health	OPTIMUS HEALTH CARE INC	17DPH0077OO	School Based Health Centers, FP1	N	\$1,075,104	\$5,596	\$0	\$1,080,700	7/1/2017	6/30/2022	\$5,398,275	\$3,236,875	\$2,161,400
Department of Public Health	OPTIMUS HEALTH CARE INC	17DPH0105NN	HIV/AIDS HealthCare Support, FP1	Y	\$0	\$0	\$481,987	\$481,987	4/1/2017	3/31/2022	\$1,931,397	\$1,450,330	\$481,067
Department of Public Health	OPTIMUS HEALTH CARE INC	18DPH0055OO	WIC Program, FP1	N	\$0	\$1,818,816	\$0	\$1,818,816	1/1/2018	9/30/2022	\$9,040,530	\$4,452,766	\$4,587,764
Department of Public Health	PERCEPTION PROGRAMS INC	DPH2019-0134	HIV Prevention Services, FP1	Y	\$0	\$32,267	\$96,650	\$128,917	1/1/2019	12/31/2021	\$386,598	\$204,039	\$182,559
Department of Public Health	PLANNED PARENTHOOD OF SOUTHERN	17DPH0040OO	Family Planning Services, FP 1	N	\$1,066,671	\$18,497	\$0	\$1,085,168	10/1/2017	9/30/2022	\$5,406,399	\$2,975,999	\$2,430,400
Department of Public Health	PLANNED PARENTHOOD OF SOUTHERN	17DPH0053OP	Family Health Services, FP 1	N	\$0	\$133,849	\$0	\$133,849	10/1/2017	9/29/2021	\$492,919	\$422,749	\$70,170
Department of Public Health	PLANNED PARENTHOOD OF SOUTHERN	18DPH0070OO	STD Prev & Treatment Svcs, FP1	N	\$0	\$14,567	\$0	\$14,567	1/1/2018	12/31/2022	\$97,115	\$43,702	\$53,413
Department of Public Health	PLANNED PARENTHOOD OF SOUTHERN	DPH2019-0135	HIV Prevention Services, FP1	Y	\$0	\$36,066	\$112,500	\$148,566	1/1/2019	12/31/2021	\$450,000	\$231,577	\$218,423
Department of Public Health	PLANNED PARENTHOOD OF SOUTHERN	DPH2020-0022POS01	Cancer Integrated Hlth Screening, FP 1	N	\$0	\$45,000	\$0	\$45,000	9/14/2019	6/30/2022	\$115,000	\$45,000	\$70,000
Department of Public Health	POMPERAUG DISTRICT DEPARTMENT OF HEALTH	DPH2020-0041POS01	Preventive Health Services, FP1	N	\$0	\$10,558	\$0	\$10,558	10/1/2019	9/30/2022	\$31,674	\$10,558	\$21,116
Department of Public Health	PROJECT ACCESS NEW HAVEN INC	12DPH0168XX	Community Health Centers, FP 1-4	N	\$169,401	\$0	\$0	\$169,401	7/1/2012	6/30/2020	\$1,506,694	\$1,504,558	\$2,136
Department of Public Health	PROSPECT ECHN INC	DPH2019-0121POS01	Cancer Integrated Hlth Screening, FP 1	N	\$0	\$71,177	\$75,121	\$146,298	1/1/2019	6/30/2023	\$658,341	\$219,447	\$438,894
Department of Public Health	PROSPECT ROCKVILLE HOSPITAL INC	17DPH1175OO-1	Public Hlth Preparedness-Ebola, FP 1	E	\$0	\$2,292	\$0	\$2,292	7/1/2017	5/17/2020	\$2,348	\$2,292	\$56
Department of Public Health	PROSPECT WATERBURY INC	13DPH0048KK-1	Community Health Centers	N	\$245,477	\$0	\$0	\$245,477	8/1/2013	6/30/2020	\$801,992	\$801,992	\$0
Department of Public Health	PROSPECT WATERBURY INC	DPH2019-0136	HIV Prevention Services, FP1	Y	\$0	\$21,264	\$64,895	\$86,159	1/1/2019	12/31/2021	\$300,000	\$132,642	\$167,358
Department of Public Health	QUINNIPIACK VALLEY HEALTH DISTRICT	16DPH0036NN	Injury Prevention Svcs, FP1	E	\$0	\$10,000	\$0	\$10,000	12/1/2016	8/31/2019	\$90,000	\$90,000	\$0
Department of Public Health	QUINNIPIACK VALLEY HEALTH DISTRICT	17DPH0078OO	School Based Health Centers, FP1	E	\$220,409	\$0	\$0	\$220,409	7/1/2017	6/30/2022	\$962,291	\$521,473	\$440,818
Department of Public Health	QUINNIPIACK VALLEY HEALTH DISTRICT	DPH2020-0031POS01	Preventive Health Services, FP1	E	\$0	\$25,446	\$0	\$25,446	10/1/2019	9/30/2022	\$76,338	\$25,446	\$50,892
Department of Public Health	REGION DISTRICT 11 TREASURER	17DPH0079OO	School Based Health Centers, FP 1	N	\$54,746	\$0	\$0	\$54,746	7/1/2017	6/30/2022	\$273,731	\$150,508	\$123,223
Department of Public Health	SOUTHWEST COMMUNITY HEALTH CENTER INC	DPH2019-0137	HIV Prevention Services, FP1	Y	\$0	\$34,165	\$106,980	\$141,145	1/1/2019	12/31/2021	\$446,160	\$201,220	\$244,940
Department of Public Health	SOUTHWESTERN AHEC INC	16DPH0062MM	Immunization Program, FP 1	N	\$0	\$127,692	\$0	\$127,692	1/1/2016	6/30/2020	\$536,466	\$499,975	\$36,491
Department of Public Health	ST FRANCIS HOSPITAL & MEDICAL CENTER	18DPH0002PP	Child Sexual Abuse, FP 1	N	\$0	\$0	\$115,225	\$115,225	7/1/2018	6/30/2023	\$571,649	\$230,450	\$341,199
Department of Public Health	ST FRANCIS HOSPITAL & MEDICAL CENTER	DPH2019-0122POS01	Cancer Integrated Hlth Screening, FP 1	N	\$0	\$227,195	\$243,161	\$470,356	1/1/2019	6/30/2023	\$2,116,602	\$705,533	\$1,411,069
Department of Public Health	ST FRANCIS HOSPITAL & MEDICAL CENTER	DPH2019-0193POS01	Family Wellness HS, FP1	N	\$0	\$118,704	\$0	\$118,704	5/30/2019	3/31/2024	\$375,000	\$118,704	\$256,296
Department of Public Health	STAYWELL HEALTH CARE INC	17DPH0080OO	School Based Health Centers, FP1	N	\$258,017	\$0	\$0	\$258,017	7/1/2017	6/30/2022	\$1,287,675	\$771,641	\$516,034
Department of Public Health	STAYWELL HEALTH CARE INC	DPH2019-0138	HIV Prevention Services, FP1	Y	\$0	\$11,822	\$66,815	\$78,637	1/1/2019	12/31/2021	\$300,000	\$129,315	\$170,685
Department of Public Health	STRATFORD TOWN TREASURER	17DPH0081OO	School Based Health Centers, FP1	E	\$146,404	\$0	\$0	\$146,404	7/1/2017	6/30/2022	\$732,021	\$439,213	\$292,808
Department of Public Health	THE ACCESS AGENCY INC	18DPH0051OO	WIC Program, FP 1	N	\$0	\$451,795	\$0	\$451,795	1/1/2018	9/30/2022	\$2,495,009	\$1,268,043	\$1,226,966
Department of Public Health	TORRINGTON AREA HEALTH DISTRICT	16DPH0060MM	Immunization Program, FP 1	E	\$0	\$75,352	\$0	\$75,352	1/1/2016	6/30/2020	\$290,740	\$284,162	\$6,578
Department of Public Health	TORRINGTON AREA HEALTH DISTRICT	18DPH0117OO	WIC Program, FP 1 & 2	E	\$0	\$231,921	\$0	\$231,921	5/1/2018	9/30/2022	\$1,069,066	\$517,528	\$551,538
Department of Public Health	TOWN OF BETHEL	DPH2019-0067POS01	Preventive Health Services, FP1	E	\$0	\$2,235	\$0	\$2,235	10/1/2018	9/30/2019	\$4,470	\$4,470	\$0



Agency	Supplier Name	Contract ID #	Contract Description	Competitive	Payments				Term				
					General Fund	Federal Fund	Other Fund	Total FY20	Contract Begin Date	Contract Expire Date	Cumulative Contract Total Amount	Cumulative Contract Payments	Cumulative Contract Balance Remaining
Department of Public Health	TOWN OF BETHEL	DPH2020-0042POS01	Preventive Health Services, FP1	E	\$0	\$4,672	\$0	\$4,672	10/1/2019	9/30/2022	\$14,313	\$4,672	\$9,641
Department of Public Health	TOWN OF BRANFORD	17DPH004900	School Based Health Centers, FP1	E	\$306,585	\$0	\$0	\$306,585	7/1/2017	6/30/2022	\$1,532,921	\$919,753	\$613,168
Department of Public Health	TOWN OF EAST HARTFORD	17DPH005300	WIC Program, FP 1	E	\$0	\$805,532	\$0	\$805,532	10/1/2017	9/30/2022	\$4,263,100	\$2,312,652	\$1,950,448
Department of Public Health	TOWN OF EAST HARTFORD	18DPH008800	School Based Health Centers, FP1	E	\$555,387	\$0	\$0	\$555,387	4/16/2018	6/30/2022	\$2,313,082	\$1,202,308	\$1,110,774
Department of Public Health	TOWN OF GREENWICH	DPH2020-0032POS01	Preventive Health Services, FP1	E	\$0	\$16,167	\$0	\$16,167	10/1/2019	9/30/2022	\$48,501	\$16,167	\$32,334
Department of Public Health	TOWN OF GUILFORD	DPH2019-0080-0POS01	Preventive Health Services, FP1	E	\$0	\$2,633	\$0	\$2,633	10/1/2018	9/30/2019	\$5,267	\$5,267	\$0
Department of Public Health	TOWN OF GUILFORD	DPH2020-0062POS01	Preventive Health Services, FP1	E	\$0	\$5,360	\$0	\$5,360	10/1/2019	9/30/2022	\$16,080	\$5,360	\$10,720
Department of Public Health	TOWN OF MADISON	17DPH007300	School Based Health Centers, FP1	E	\$54,746	\$0	\$0	\$54,746	7/1/2017	6/30/2022	\$273,731	\$164,239	\$109,492
Department of Public Health	TOWN OF MADISON	DPH2019-0090POS01	Preventive Health Services, FP1	E	\$0	\$2,028	\$0	\$2,028	10/1/2018	9/30/2019	\$4,057	\$4,057	\$0
Department of Public Health	TOWN OF MADISON	DPH2020-0046POS01	Preventive Health Services, FP1	E	\$0	\$4,293	\$0	\$4,293	6/26/2019	9/30/2022	\$13,150	\$4,293	\$8,857
Department of Public Health	TOWN OF MANCHESTER	DPH2019-0102PSA01	Preventive Health Services, FP1	E	\$0	\$7,980	\$0	\$7,980	10/1/2018	9/30/2019	\$15,960	\$15,960	\$0
Department of Public Health	TOWN OF MIDDLETOWN	DPH2019-0115-0POS01	Preventive Health Services, FP1	E	\$0	\$6,330	\$0	\$6,330	10/1/2018	9/30/2019	\$12,660	\$12,660	\$0
Department of Public Health	TOWN OF MIDDLETOWN	DPH2020-0035POS01	Preventive Health Services, FP1	E	\$0	\$13,211	\$0	\$13,211	10/1/2019	9/30/2022	\$39,633	\$13,211	\$26,422
Department of Public Health	TOWN OF MONROE	DPH2020-0066POS01	Preventive Health Services, FP1	E	\$0	\$4,734	\$0	\$4,734	10/1/2019	9/30/2022	\$14,483	\$4,734	\$9,749
Department of Public Health	TOWN OF WESTBROOK	DPH2019-0087POS01	Preventive Health Services, FP1	E	\$0	\$879	\$0	\$879	10/1/2018	9/30/2019	\$1,759	\$1,759	\$0
Department of Public Health	TOWN OF WESTBROOK	DPH2020-0051POS01	Preventive Health Services, FP1	E	\$0	\$6,738	\$0	\$6,738	10/1/2019	9/30/2022	\$10,525	\$6,738	\$3,787
Department of Public Health	TOWN OF WINDHAM	17DPH008200	School Based Health Centers, FP1	E	\$428,334	\$0	\$0	\$428,334	7/1/2017	6/30/2022	\$2,141,670	\$1,285,002	\$856,668
Department of Public Health	TOWN OF WINDSOR	DPH2019-0063POS01	Preventive Health Services, FP1	E	\$0	\$3,491	\$0	\$3,491	10/1/2018	9/30/2019	\$6,983	\$6,983	\$0
Department of Public Health	TOWN OF WINDSOR	DPH2020-0067POS01	Preventive Health Services, FP1	E	\$0	\$7,134	\$0	\$7,134	10/1/2019	9/30/2022	\$21,852	\$7,134	\$14,718
Department of Public Health	TRUMBULL TOWN TREASURER	DPH2019-0036POS01	Preventive Health Services, FP1	E	\$0	\$4,010	\$0	\$4,010	10/1/2018	9/30/2019	\$8,021	\$8,021	\$0
Department of Public Health	TRUMBULL TOWN TREASURER	DPH2020-0039POS01	Preventive Health Services, FP1	E	\$0	\$8,322	\$0	\$8,322	10/1/2019	9/30/2022	\$24,966	\$8,322	\$16,644
Department of Public Health	TVCCA INC	18DPH005400	WIC Program, FP 1	N	\$0	\$694,396	\$0	\$694,396	1/1/2018	9/30/2022	\$3,602,770	\$1,833,711	\$1,769,059
Department of Public Health	UNCAS HEALTH DISTRICT	17DPH000600	Tobacco Cessation Svcs, FP 1	E	\$0	\$18,392	\$0	\$18,392	7/1/2017	9/30/2019	\$184,204	\$184,204	\$0
Department of Public Health	UNCAS HEALTH DISTRICT	DPH2019-0097POS01	Preventive Health Services, FP1	E	\$0	\$12,981	\$0	\$12,981	10/1/2018	9/30/2019	\$25,963	\$25,963	\$0
Department of Public Health	UNCAS HEALTH DISTRICT	DPH2020-0034POS01	Preventive Health Services, FP1	E	\$0	\$27,805	\$0	\$27,805	10/1/2019	9/30/2022	\$83,415	\$27,805	\$55,610
Department of Public Health	UNITED WAY OF CONNECTICUT INC	17DPH005800	Infoline-Info & Referral Svcs, FP1	N	\$0	\$306,216	\$0	\$306,216	10/1/2017	9/30/2022	\$1,534,717	\$848,461	\$686,256
Department of Public Health	UNITED WAY OF CONNECTICUT INC	DPH2019-0124POS01	Injury Prevention Svcs, FP1	N	\$0	\$77,059	\$0	\$77,059	12/1/2018	8/31/2019	\$230,260	\$222,104	\$8,156
Department of Public Health	URBAN LEAGUE OF GREATER HARTFORD INC	DPH2019-0195POS01	Family Wellness HS, FP1	N	\$0	\$98,000	\$0	\$98,000	5/30/2019	3/31/2024	\$350,000	\$98,000	\$252,000
Department of Public Health	WATERBURY TOWN TREASURER	16DPH0059MM	Immunization Program, FP 1	E	\$0	\$104,546	\$0	\$104,546	1/1/2016	6/30/2020	\$427,846	\$419,438	\$8,408
Department of Public Health	WATERBURY TOWN TREASURER	17DPH0039MN	Injury Prevention Svcs, FP1	E	\$0	\$10,000	\$0	\$10,000	1/1/2017	8/31/2019	\$97,000	\$97,000	\$0
Department of Public Health	WATERBURY TOWN TREASURER	17DPH0108NN	HIV/AIDS HealthCare Support, FP1	E	\$0	\$60,627	\$61,687	\$122,314	4/1/2017	3/31/2020	\$681,924	\$454,432	\$227,492
Department of Public Health	WATERBURY TOWN TREASURER	17DPH0112NN	HIV/AIDS HealthCare Support, FP1	E	\$0	\$0	\$66,299	\$66,299	4/1/2017	3/31/2020	\$434,253	\$233,544	\$200,709
Department of Public Health	WATERBURY TOWN TREASURER	18DPH005800	WIC Program, FP1	E	\$0	\$1,045,869	\$0	\$1,045,869	1/1/2018	9/30/2022	\$5,588,969	\$2,755,912	\$2,833,057
Department of Public Health	WATERBURY TOWN TREASURER	DPH2019-0057POS1	Preventive Health Services, FP1	E	\$0	\$18,809	\$0	\$18,809	10/1/2018	9/30/2019	\$37,619	\$37,619	\$0
Department of Public Health	WATERBURY TOWN TREASURER	DPH2019-0140	HIV Prevention Services, FP1	E	\$0	\$30,662	\$148,500	\$179,162	1/1/2019	12/31/2021	\$558,000	\$283,048	\$274,952
Department of Public Health	WATERBURY TOWN TREASURER	DPH2020-0033POS01	Preventive Health Services, FP1	E	\$0	\$39,002	\$0	\$39,002	10/1/2019	9/30/2022	\$119,400	\$39,002	\$80,398
Department of Public Health	WEST HARTFORD-BLOOMFIELD HEALTH DISTRICT	DPH2019-0073POS01	Preventive Health Services, FP1	E	\$0	\$10,473	\$0	\$10,473	10/1/2018	9/30/2019	\$20,947	\$20,947	\$0
Department of Public Health	WEST HARTFORD-BLOOMFIELD HEALTH DISTRICT	DPH2020-0053POS01	Preventive Health Services, FP1	E	\$0	\$22,084	\$0	\$22,084	10/1/2019	9/30/2022	\$66,252	\$22,084	\$44,168
Department of Public Health	WEST HAVEN TOWN TREASURER	16DPH0058MM	Immunization Program, FP 1	E	\$0	\$43,042	\$0	\$43,042	1/1/2016	6/30/2020	\$284,904	\$251,391	\$33,513
Department of Public Health	WEST HAVEN TOWN TREASURER	DPH2019-0058POS01	Preventive Health Services, FP1	E	\$0	\$8,002	\$0	\$8,002	10/1/2018	9/30/2019	\$16,004	\$16,004	\$0
Department of Public Health	WESTERN CONNECTICUT HEALTH NETWORK INC	DPH 2019-0120POS01	Cancer Integratd Hlth Screening, FP 1	N	\$0	\$123,478	\$327,711	\$451,189	1/1/2019	6/30/2023	\$2,187,855	\$694,284	\$1,493,571
Department of Public Health	WESTPORT/WESTON HEALTH DISTRICT	DPH2020-0064POS01	Preventive Health Services, FP1	E	\$0	\$9,261	\$0	\$9,261	10/1/2019	9/30/2022	\$27,783	\$9,261	\$18,522
Department of Public Health	WHEELER CLINIC INC	17DPH0120NN	HIV/AIDS HealthCare Support, FP1	Y	\$0	\$0	\$93,030	\$93,030	4/1/2017	3/31/2020	\$344,771	\$264,563	\$80,208
Department of Public Health	WHEELER CLINIC INC	DPH2020-0023POS01	Injury Prevention Svcs, FP 1	N	\$0	\$30,000	\$0	\$30,000	10/1/2019	9/30/2022	\$120,000	\$30,000	\$90,000
Department of Public Health	WILLIAM W BACKUS HOSPITAL	17DPH001800	STD/TB Prev & Treat, FP1	N	\$0	\$0	\$20,856	\$20,856	7/1/2017	6/30/2022	\$98,332	\$56,620	\$41,712
Department of Public Health	WINDHAM REGIONAL COMMUNITY COUNCIL INC	17DPH0126NN	HIV/AIDS HealthCare Support, FP1	Y	\$0	\$12,614	\$130,603	\$143,217	4/1/2017	3/31/2022	\$781,820	\$493,302	\$288,518



Agency	Supplier Name	Contract ID #	Contract Description	Competitive	Payments				Term				
					General Fund	Federal Fund	Other Fund	Total FY2020	Contract Begin Date	Contract Expire Date	Cumulative Contract Total Amount	Cumulative Contract Payments	Cumulative Contract Balance Remaining
Department of Public Health	YALE NEW HAVEN HEALTH SERVICES	DPH2019-0117POS01	Cancer Integratd Hlth Screening, FP 1	N	\$0	\$323,812	\$564,858	\$888,670	1/1/2019	6/30/2023	\$3,999,015	\$1,333,005	\$2,666,010
Department of Public Health	YALE NEW HAVEN HOSPITAL	17DPH005200	WIC Program, FP 1	N	\$0	\$1,644,926	\$0	\$1,644,926	10/1/2017	9/30/2022	\$8,805,820	\$4,921,012	\$3,884,808
Department of Public Health	YALE NEW HAVEN HOSPITAL	DPH2019-0054	Lead Poisoning Prev & Contrl, FP 1	N	\$0	\$0	\$135,069	\$135,069	7/1/2018	6/30/2021	\$404,368	\$270,139	\$134,229
Department of Public Health	YALE NEW HAVEN HOSPITAL	DPH2019-0141	HIV Prevention Services, FP1	Y	\$0	\$42,470	\$75,000	\$117,470	1/1/2019	12/31/2021	\$300,000	\$158,504	\$141,496
Department of Public Health	YALE UNIVERSITY	18DPH0001PP	Child Sexual Abuse, FP 1	N	\$0	\$0	\$114,748	\$114,748	7/1/2018	6/30/2023	\$571,813	\$229,495	\$342,318
Department of Public Health	YALE UNIVERSITY	DPH2019-0142	HIV Prevention Services, FP1	Y	\$0	\$25,000	\$75,000	\$100,000	1/1/2019	12/31/2021	\$300,000	\$162,500	\$137,500
Total	204				\$12,599,334	\$27,407,126	\$23,800,488	\$63,806,948			\$321,688,233	\$148,007,809	\$173,680,424
Department of Social Services	ABILITY BEYOND DISABILITY INC	19DSS2201AC	Persons with traumatic brain injury resulting from illness, injury or developmental	N	\$175,479	\$0	\$0	\$175,479	7/1/2019	6/30/2022	\$526,437	\$175,479	\$350,958
Department of Social Services	ACCESS INDEPENDENCE INC	12DSS7101HU	Money Follows the Person - 2013	N	\$132,000	\$0	\$0	\$132,000	7/1/2012	6/30/2021	\$1,164,960	\$1,032,960	\$132,000
Department of Social Services	AGENCY ON AGING OF SOUTH CENTRAL	12DSS7101XK	Money Follows the Person - Emergency backup system for transition from nursing homes - 2013	N	\$528,000	\$0	\$0	\$528,000	7/1/2012	6/30/2021	\$5,387,507	\$4,545,267	\$842,240
Department of Social Services	ALLIANCE FOR COMMUNITY EMPOWERMENT INC	16DSS1511AI	Community Services - 2017	N	\$0	\$60,492	\$0	\$60,492	12/1/2016	3/15/2020	\$1,524,287	\$1,027,418	\$496,869
Department of Social Services	ALLIANCE FOR COMMUNITY EMPOWERMENT INC	18DSS4301AI	Assist low-income households to pay for winter heating costs	N	\$0	\$6,568,861	\$0	\$6,568,861	10/1/2018	9/30/2021	\$35,153,553	\$13,600,629	\$21,552,924
Department of Social Services	ALLIANCE FOR COMMUNITY EMPOWERMENT INC	19DSS1501AI	CSBG Services in the Greater Bridgeport Area	N	\$149,666	\$312,310	\$0	\$461,977	10/1/2019	9/30/2022	\$4,146,816	\$461,977	\$3,684,839
Department of Social Services	ALLIANCE FOR COMMUNITY EMPOWERMENT INC	19DSS1511AI	CSBG Services for the Greater Norwalk Area	N	\$82,563	\$147,646	\$0	\$230,209	10/1/2019	9/30/2022	\$1,431,372	\$230,209	\$1,201,163
Department of Social Services	ALLIED COMMUNITY RESOURCES INC	18DSS7101AS	Fiduciary Intermediary Services - 2018	N	\$5,481,172	\$5,368,435	\$0	\$10,849,607	2/1/2018	6/30/2021	\$39,037,582	\$21,998,744	\$17,038,838
Department of Social Services	AUTISM SERVICES & RESOURCES CONNECTICUT	19DSS1203JC	Autism Services-Peer Mentoring	Y	\$0	\$0	\$70,220	\$70,220	5/1/2019	9/30/2020	\$93,627	\$70,220	\$23,407
Department of Social Services	BEACON HEALTH OPTIONS INC	11DSS1206AL	Behavioral Health ASO - 2016	Y	\$8,883,654	\$8,883,654	\$0	\$17,767,308	1/1/2011	12/31/2021	\$197,341,859	\$148,662,967	\$48,678,893
Department of Social Services	BEACON HEALTH OPTIONS INC	18DSS7206AL	Autism Services	Y	\$0	\$0	\$255,710	\$255,710	4/15/2019	6/30/2020	\$266,700	\$255,710	\$10,990
Department of Social Services	BRAIN INJURY ALLIANCE OF CONNECTICUT INC	19DSS2201BZ	advocates for community and medical resources to benefit persons with traumatic brain injury	N	\$96,184	\$0	\$80,000	\$176,184	7/1/2019	6/30/2022	\$528,552	\$176,184	\$352,368
Department of Social Services	BRIDGEPORT CARIBE YOUTH LEADERS	19DSS1303JI	assist low-income Hispanic clients	N	\$90,720	\$0	\$0	\$90,720	9/1/2019	6/30/2021	\$181,440	\$90,720	\$90,720
Department of Social Services	CAPITAL WORKFORCE PARTNERS	18DSS4601CW	Food Stamp Employment and Training	N	\$0	\$46,475	\$0	\$46,475	7/1/2018	9/30/2021	\$309,089	\$46,475	\$262,615
Department of Social Services	CASA BORICUA DE MERIDEN INC	19DSS1302UE	assist low-income Hispanic individuals and/or families.	N	\$40,320	\$0	\$0	\$40,320	7/1/2019	6/30/2021	\$80,640	\$40,320	\$40,320
Department of Social Services	CATHOLIC CHARITIES INC	16DSS4801DD	Refugee Assistance Services - 2017	N	\$0	\$210,301	\$0	\$210,301	10/1/2016	9/30/2023	\$1,819,079	\$1,050,264	\$768,815
Department of Social Services	CHARTER OAK HEALTH CENTER INC	19DSS1201DR	Expand Clinic Hours until midnight with radiology services	N	\$333,335	\$0	\$0	\$333,335	2/15/2020	6/30/2021	\$763,335	\$333,335	\$430,000
Department of Social Services	CITY OF HARTFORD	20DSS1301MJ	HHH Hurricane Evacuee Program services	E	\$90,720	\$0	\$0	\$90,720	1/1/2020	6/30/2021	\$181,440	\$90,720	\$90,720
Department of Social Services	COMMUNITY ACTION AGENCY OF NEW HAVEN INC	16DSS1501EP	provide support services to low-income clients	N	\$0	\$275,368	\$0	\$275,368	10/1/2016	9/30/2019	\$3,643,868	\$3,403,432	\$240,436
Department of Social Services	COMMUNITY ACTION AGENCY OF NEW HAVEN INC	18DSS4301EP	Assist low-income households to pay for winter heating costs.	N	\$0	\$721,743	\$0	\$721,743	10/1/2018	9/30/2021	\$26,555,565	\$1,287,125	\$25,268,440
Department of Social Services	COMMUNITY ACTION AGENCY OF NEW HAVEN INC	19DSS1501EP	CSBG and HSI services	N	\$89,365	\$876,716	\$0	\$966,081	10/1/2019	9/30/2022	\$3,739,446	\$966,081	\$2,773,365
Department of Social Services	COMMUNITY CULINARY SCHOOL OF	16DSS4603FY	Job Training Program	N	\$0	\$5,282	\$0	\$5,282	4/1/2016	9/30/2021	\$153,494	\$60,796	\$92,698
Department of Social Services	COMMUNITY HEALTH CENTER ASSOCIATION	13DSS3101GB	application, enrollment and retention assistance services to attain and maintain eligibility for HUSKY HEALTH 2017	N	\$177,996	\$0	\$0	\$177,996	7/1/2013	6/30/2021	\$3,399,834	\$2,832,314	\$567,521
Department of Social Services	COMMUNITY HEALTH NETWORK OF CT INC	17DSS1202GQ	ASO - 2017	N	\$37,368,236	\$37,368,236	\$0	\$74,736,472	1/1/2017	12/31/2021	\$382,798,017	\$265,570,853	\$117,227,164
Department of Social Services	COMMUNITY RENEWAL TEAM INC	15DSS5401EW	Emergency Shelters for Domestic Violence 2018	N	\$0	\$100,000	\$0	\$100,000	7/1/2015	9/30/2020	\$525,000	\$500,000	\$25,000
Department of Social Services	COMMUNITY RENEWAL TEAM INC	16DSS1501EW	Community Services - 2017	N	\$0	\$605,979	\$0	\$605,979	10/1/2016	9/30/2019	\$8,426,579	\$8,375,316	\$51,263
Department of Social Services	COMMUNITY RENEWAL TEAM INC	18DSS4301EW	Assist low-income households to pay for winter heating costs	N	\$0	\$14,750,522	\$0	\$14,750,522	10/1/2018	9/30/2021	\$58,648,833	\$29,816,286	\$28,832,547
Department of Social Services	COMMUNITY RENEWAL TEAM INC	19DSS1501EW	CBG Services for the Greater Hartford and Middlesex area	N	\$708,805	\$1,685,243	\$0	\$2,394,048	10/1/2019	9/30/2022	\$8,578,050	\$2,394,048	\$6,184,002
Department of Social Services	COMUNIDAD HISPANA DE WALLINGFORD INC	19DSS1303IN	assist low-income Hispanic individuals and/or families.	N	\$128,016	\$0	\$0	\$128,016	7/1/2019	6/30/2021	\$256,032	\$128,016	\$128,016
Department of Social Services	CONDUENT STATE HEALTHCARE LLC	07DSS1101AF	Husky and Charter Oak Enrollment Broker Services	Y	\$6,691,195	\$24,023	\$0	\$6,715,218	2/1/2007	6/30/2021	\$96,543,954	\$79,840,538	\$16,703,416
Department of Social Services	CONNECTICUT ASSOCIATION FOR COMMUNITY	18DSS4701FB	Outreach and education to adults and families to enroll in SNAP	N	\$0	\$180,847	\$0	\$180,847	10/1/2018	9/30/2019	\$465,252	\$341,206	\$124,046
Department of Social Services	CONNECTICUT ASSOCIATION FOR COMMUNITY	18DSS5001FB	Case Management Services that provide for life function and employment	N	\$110,543	\$1,819,850	\$0	\$1,930,393	10/1/2018	9/30/2021	\$5,470,270	\$3,336,654	\$2,133,616
Department of Social Services	CONNECTICUT CENTER FOR ARTS AND	18DSS4603EG	provide short-term vocational training programs to SNAP recipients not receiving cash assistance from Temporary Family Assistance (TFA).	N	\$0	\$30,305	\$0	\$30,305	10/1/2018	9/30/2021	\$105,794	\$73,413	\$32,381
Department of Social Services	CONNECTICUT COALITION AGAINST DOMESTIC	15DSS5401FJREV	Emergency Shelters for Domestic Violence 2017	N	\$0	\$120,800	\$0	\$120,800	6/1/2015	6/30/2021	\$734,867	\$614,067	\$120,800
Department of Social Services	CONNECTICUT COALITION AGAINST DOMESTIC	19DSS401FJF	Emergency Shelters and other services for individuals and families	N	\$5,091,065	\$1,548,401	\$322,594	\$6,962,060	7/1/2019	6/30/2022	\$20,727,693	\$6,962,060	\$13,765,633
Department of Social Services	CONNECTICUT COALITION AGAINST DOMESTIC	19DSS411FJF	Victims of domestic or family violence	N	\$197,984	\$0	\$0	\$197,984	7/1/2019	6/30/2022	\$593,952	\$197,984	\$395,968



Agency	Supplier Name	Contract ID #	Contract Description	Competitive	Payments				Term				
					General Fund	Federal Fund	Other Fund	Total FY2020	Contract Begin Date	Contract Expire Date	Cumulative Contract Total Amount	Cumulative Contract Payments	Cumulative Contract Balance Remaining
Department of Social Services	CONNECTICUT COALITION OF MUTUAL	16DSS4801FK	Refugee Assistance Services - 2017	N	\$0	\$74,101	\$0	\$74,101	10/1/2016	9/30/2023	\$484,624	\$216,624	\$268,000
Department of Social Services	CONNECTICUT COMMUNITY CARE INC	12DSS7101EL	Money Follows the Person	N	\$1,875,388	\$0	\$0	\$1,875,388	7/1/2012	6/30/2021	\$13,263,119	\$10,800,521	\$2,462,598
Department of Social Services	CONNECTICUT COUNCIL OF FAMILY SERVICE	17DSS3301FQ	Barrier Intervention Services - 2018	Y	\$1,600,000	\$0	\$100,000	\$1,700,000	7/1/2017	6/30/2021	\$6,734,920	\$5,034,920	\$1,700,000
Department of Social Services	CONNECTICUT FOOD BANK INC	14DSS4501FS	Emergency Food Program - 2016	N	\$0	\$703,643	\$0	\$703,643	10/1/2014	9/30/2021	\$3,414,286	\$2,481,586	\$932,700
Department of Social Services	CONNECTICUT FOOD BANK INC	15DSS4501FS	Commodity Food Program - 2016	N	\$0	\$122,085	\$0	\$122,085	2/1/2015	9/30/2022	\$692,804	\$630,320	\$62,484
Department of Social Services	CONNECTICUT FOOD BANK INC	16DSS4101FS	Nutritional Supplemental Plan	N	\$660,772	\$0	\$0	\$660,772	10/1/2016	6/30/2023	\$4,434,404	\$2,452,128	\$1,982,316
Department of Social Services	CONNECTICUT FOOD BANK INC	18DSS4501FS	Receive, store and distribute USDA trade mitigation commodities	N	\$0	\$138,000	\$0	\$138,000	10/1/2018	12/31/2020	\$418,000	\$138,000	\$280,000
Department of Social Services	CONNECTICUT INSTITUTE FOR REFUGEES AND	16DSS4801OB	Case Management and Social Services to refugees - 2017	N	\$0	\$210,427	\$0	\$210,427	10/1/2016	9/30/2023	\$1,357,834	\$588,794	\$769,041
Department of Social Services	CONNECTICUT JUNIOR REPUBLIC ASSOCIATION	19DSS5701FY	Teen Pregnancy Prevention Programming	N	\$234,000	\$0	\$0	\$234,000	7/1/2019	6/30/2021	\$468,000	\$234,000	\$234,000
Department of Social Services	CONNECTICUT LEGAL SERVICES INC	18DSS001FZ	Provide Legal Services to preserve their legal rights and interest	N	\$0	\$635,835	\$0	\$635,835	10/1/2018	9/30/2021	\$2,056,401	\$1,154,037	\$902,364
Department of Social Services	DENTAL BENEFIT MANAGEMENT INC	18DSS6602UF	Dental Benefits	N	\$3,654,183	\$3,654,183	\$0	\$7,308,366	7/1/2018	6/30/2020	\$14,919,167	\$13,443,303	\$1,475,864
Department of Social Services	EASTCONN	19DSS5701JK	Teen Pregnancy Prevention Programming	N	\$0	\$156,000	\$0	\$156,000	7/1/2019	6/30/2021	\$468,000	\$156,000	\$312,000
Department of Social Services	EASTERN CT AREA AGENCY ON AGING	12DSS7101IR	Money Follows the Person - 2013	N	\$198,000	\$0	\$0	\$198,000	7/1/2012	6/30/2021	\$1,709,304	\$1,348,566	\$360,738
Department of Social Services	END HUNGER CONNECTICUT INC	15DSS4101JF	Nutrition Supplemental Program	N	\$43,916	\$0	\$0	\$43,916	7/1/2015	6/30/2023	\$361,525	\$226,417	\$135,108
Department of Social Services	END HUNGER CONNECTICUT INC	18DSS4701JF	Provide SNAP Outreach to potentially eligible low income individuals and families	N	\$0	\$74,511	\$0	\$74,511	10/1/2018	9/30/2019	\$211,786	\$150,120	\$61,665
Department of Social Services	END HUNGER CONNECTICUT INC	19DSS4701JF	Supplemental Nutrition Assistance Program (SNAP) Outreach Program	N	\$0	\$99,766	\$0	\$99,766	10/1/2019	9/30/2020	\$360,825	\$99,766	\$261,059
Department of Social Services	FAMILY CENTERED SERVICES OF CT INC	19DSS5702OJ	Teen Pregnancy Prevention Programming	N	\$234,000	\$0	\$0	\$234,000	7/1/2019	6/30/2021	\$468,000	\$234,000	\$234,000
Department of Social Services	FOODSHARE INC	15DSS4501KL	Commodity Food Program 2016	N	\$0	\$122,736	\$0	\$122,736	2/1/2015	9/30/2022	\$403,289	\$360,774	\$42,516
Department of Social Services	FOODSHARE INC	16DSS4501KL	Emergency Food Assistance - 2017	N	\$0	\$409,568	\$0	\$409,568	10/1/2016	9/30/2021	\$1,329,848	\$871,727	\$458,121
Department of Social Services	FOODSHARE INC	18DSS4501KL	To store and distribute TEFAP trade mitigation commodities	N	\$0	\$77,559	\$0	\$77,559	10/1/2018	12/31/2020	\$151,559	\$77,559	\$74,000
Department of Social Services	GAYLORD FARMS REHABILITATION CENTER INC	19DSS2201KR	Provides clients with acquired brain injury (ABI) with a transitional living center,	N	\$76,873	\$0	\$0	\$76,873	7/1/2019	7/1/2022	\$230,619	\$76,873	\$153,746
Department of Social Services	GOODWIN UNIVERSITY INC	15DSS4602ZJ	Job Readiness to SNAP recipients - 2016	N	\$0	\$155,142	\$0	\$155,142	10/1/2015	9/30/2020	\$2,572,710	\$1,166,120	\$1,406,590
Department of Social Services	GREATHER NEW BRITAIN TEEN	19DSS5701LH	Teen Pregnancy Prevention Programming	N	\$156,000	\$0	\$0	\$156,000	7/1/2019	6/30/2021	\$312,000	\$156,000	\$156,000
Department of Social Services	GREATHER NEW HAVEN DISABILITY RIGHTS HISPANIC COALITION OF GREATER WATERBURY	13DSS7101LJ	Nursing Facility Transition Project 2015	N	\$404,300	\$0	\$0	\$404,300	7/1/2013	6/30/2021	\$3,099,870	\$2,692,990	\$406,880
Department of Social Services	HISPANIC HEALTH COUNCIL INC	19DSS1303IM	Hispanic Services	N	\$90,720	\$0	\$0	\$90,720	7/1/2019	6/30/2021	\$181,440	\$90,720	\$90,720
Department of Social Services	HOSPITAL FOR SPECIAL CARE	18DSS4702LG	prevention of childhood and adult obesity	N	\$0	\$1,297,394	\$0	\$1,297,394	10/1/2018	9/30/2021	\$3,877,304	\$2,258,093	\$1,619,211
Department of Social Services	HUMAN RESOURCES AGENCY OF	18DSS7201NG	Autism Spectrum Disorder Services for Children	Y	\$0	\$164,264	\$164,264	\$164,264	2/1/2019	9/30/2020	\$502,000	\$289,764	\$212,237
Department of Social Services	HUMAN RESOURCES AGENCY OF	16DSS1511NL	provide support services to low-income clients	N	\$0	\$210,197	\$0	\$210,197	10/1/2016	9/30/2019	\$2,589,030	\$2,588,076	\$954
Department of Social Services	HUMAN RESOURCES AGENCY OF	18DSS4301NL	To assist low-income households to pay for winter heating costs.	N	\$0	\$3,975,346	\$0	\$3,975,346	10/1/2018	9/30/2021	\$16,055,868	\$8,049,672	\$8,006,196
Department of Social Services	HUMAN RESOURCES AGENCY OF	19DSS1301NL	Hispanic Services	N	\$40,320	\$0	\$0	\$40,320	7/1/2019	6/30/2021	\$80,640	\$40,320	\$40,320
Department of Social Services	HUMAN RESOURCES AGENCY OF	19DSS1501NL	CBG Services for the Greater New Britain and Bristol areas	N	\$250,776	\$506,403	\$0	\$757,179	10/1/2019	9/30/2022	\$2,669,028	\$757,179	\$1,911,849
Department of Social Services	INDEPENDENCE NORTHWEST INC	12DSS7101DI	Money Follows the Person	N	\$264,000	\$0	\$0	\$264,000	7/1/2012	6/30/2021	\$2,258,880	\$1,994,503	\$264,377
Department of Social Services	IRIS	16DSS4801JJ	Refugee Assistance Services - 2017	N	\$0	\$850,004	\$0	\$850,004	10/1/2016	9/30/2023	\$4,843,703	\$1,981,585	\$2,862,118
Department of Social Services	JEWISH FEDERATION ASSOCIATION OF	16DSS4801OJ	Transition of Refugees 2016	N	\$0	\$60,429	\$0	\$60,429	10/1/2016	9/30/2023	\$419,372	\$193,372	\$226,000
Department of Social Services	JEWISH FEDERATION ASSOCIATION OF	19DSS4801OJ	Citizenship Training	N	\$33,333	\$0	\$0	\$33,333	7/1/2019	6/30/2021	\$83,333	\$33,333	\$50,000
Department of Social Services	JUNTA FOR PROGRESSIVE ACTION	19DSS1301OT	assist low-income Hispanic individuals and/or families.	N	\$181,440	\$0	\$0	\$181,440	7/1/2019	6/30/2021	\$362,880	\$181,440	\$181,440
Department of Social Services	NEW LONDON HOMELESS HOSPITALITY	19DSS4603JF	Job search training to SNAP recipients not receiving TFA	N	\$0	\$8,000	\$0	\$8,000	8/1/2019	9/30/2021	\$101,804	\$8,000	\$93,804
Department of Social Services	NEW OPPORTUNITIES INC	16DSS1501TO	Community Services - Eligible low-income clients	N	\$0	\$136,083	\$0	\$136,083	10/1/2016	9/30/2019	\$4,605,209	\$4,605,209	\$0
Department of Social Services	NEW OPPORTUNITIES INC	17DSS1401TO	Case Management Outreach Services - 2017	N	\$0	\$62,500	\$0	\$62,500	7/1/2017	9/30/2021	\$212,500	\$162,500	\$50,000
Department of Social Services	NEW OPPORTUNITIES INC	18DSS4301TO	Assist low-income households to pay for winter heating costs.	N	\$0	\$8,519,455	\$0	\$8,519,455	10/1/2018	9/30/2021	\$52,865,838	\$17,874,049	\$34,991,789
Department of Social Services	NEW OPPORTUNITIES INC	18DSS5001TO	Pilot program with local hospitals to utilize separate patient assessment tools to address discharges plans	N	\$0	\$47,340	\$0	\$47,340	4/1/2018	9/30/2021	\$349,503	\$185,087	\$164,416
Department of Social Services	NEW OPPORTUNITIES INC	19DSS1501TO	CBG Services for the Greater Waterbury area	N	\$348,629	\$928,678	\$0	\$1,277,307	10/1/2019	9/30/2022	\$4,610,256	\$1,277,307	\$3,332,949
Department of Social Services	OIC OF NEW LONDON INC	18DSS4611UM	E&T Reimbursement Program	N	\$0	\$72,814	\$0	\$72,814	10/1/2018	9/30/2021	\$209,550	\$130,553	\$78,997
Department of Social Services	PERSON TO PERSON INC	19DSS6102LN	assistance for basic needs to overcome daily challenges and access to resources to improve their lives.	N	\$166,665	\$0	\$0	\$166,665	9/1/2019	6/30/2021	\$416,665	\$166,665	\$250,000
Department of Social Services	PLAINVILLE COMMUNITY FOOD PANTRY	17DSS4103GS	Nutrition Supplement 2017	N	\$44,351	\$0	\$0	\$44,351	1/1/2017	6/30/2023	\$270,039	\$136,983	\$133,056
Department of Social Services	PLANNED PARENTHOOD OF SOUTHERN SOUTHWESTERN CONNECTICUT AGENCY ON	18DSS5001VG	family Planning Services	N	\$0	\$889,152	\$0	\$889,152	10/1/2018	9/30/2021	\$2,674,569	\$1,563,129	\$1,111,441
Department of Social Services		12DSS7101XX	Money Follows the Person - 2013	N	\$726,500	\$0	\$0	\$726,500	7/1/2012	6/30/2021	\$5,043,464	\$4,429,093	\$614,371



Agency	Supplier Name	Contract ID #	Contract Description	Competitive	Payments				Term				
					General Fund	Federal Fund	Other Fund	Total FY2020	Contract Begin Date	Contract Expire Date	Cumulative Contract Total Amount	Cumulative Contract Payments	Cumulative Contract Balance Remaining
Department of Social Services	TEAM INC	16DSS15012G	Eligible low-income clients in the grantee's catchment area. - 2017	N	\$0	\$88,291	\$0	\$88,291	10/1/2016	9/30/2019	\$1,050,028	\$1,050,028	\$0
Department of Social Services	TEAM INC	18DSS43012G	Assist low-income households to pay for winter heating costs.	N	\$0	\$2,970,466	\$0	\$2,970,466	10/1/2018	9/30/2021	\$9,713,298	\$5,786,310	\$3,926,988
Department of Social Services	TEAM INC	19DSS15012G	Case Management and Human Service Infrastructure (HSI) services to greater Derby areas	N	\$90,272	\$209,716	\$0	\$299,988	10/1/2019	9/30/2022	\$1,070,616	\$299,988	\$770,628
Department of Social Services	THE ACCESS AGENCY INC	16DSS15012L	Comprehensive Community Services - 2017	N	\$0	\$146,520	\$0	\$146,520	10/1/2016	9/30/2019	\$1,849,793	\$1,843,399	\$6,394
Department of Social Services	THE ACCESS AGENCY INC	18DSS43012L	Assist low-income households to pay for winter heating costs.	N	\$0	\$5,303,712	\$0	\$5,303,712	10/1/2018	9/30/2021	\$19,804,902	\$11,349,117	\$8,455,785
Department of Social Services	THE ACCESS AGENCY INC	19DSS15012L	Case Management and Human Service Infrastructure (HSI) services to greater Windham and Tolland Counties	N	\$105,573	\$395,806	\$0	\$501,379	10/1/2019	9/30/2022	\$1,854,960	\$501,379	\$1,353,581
Department of Social Services	THE CENTER FOR CHILDREN WITH SPECIAL	19DSS7203GC	Special services for autism	Y	\$350,000	\$0	\$0	\$350,000	4/1/2019	6/30/2020	\$350,000	\$350,000	\$0
Department of Social Services	THE COMMUNITY ACTION AGENCY OF WESTERN	16DSS15012O	community services - greater Stamford & Danbury HIS services - 2017	N	\$0	\$270,436	\$0	\$270,436	10/1/2016	9/30/2019	\$3,731,362	\$3,476,947	\$254,415
Department of Social Services	THE COMMUNITY ACTION AGENCY OF WESTERN	18DSS43012O	Assist low-income households to pay for winter heating costs	N	\$0	\$4,252,576	\$0	\$4,252,576	10/1/2018	9/30/2021	\$21,706,785	\$8,716,473	\$12,990,312
Department of Social Services	THE COMMUNITY ACTION AGENCY OF WESTERN	19DSS15012O	CSBG and Human Service Infrastructure (HSI)	N	\$242,952	\$645,797	\$0	\$888,749	10/1/2019	9/30/2022	\$3,672,396	\$888,749	\$2,783,647
Department of Social Services	THE DIAPER BANK OF CONNECTICUT INC	19DSS6003JO	Diaper assistance for needy families	N	\$333,333	\$0	\$0	\$333,333	11/1/2019	6/30/2021	\$833,333	\$333,333	\$500,000
Department of Social Services	THE VILLAGE FOR FAMILIES & CHILDREN INC	19DSS5702BI	Teen pregnancy prevention programming	N	\$234,000	\$0	\$0	\$234,000	7/1/2019	6/30/2021	\$468,000	\$234,000	\$234,000
Department of Social Services	THOMPSON ECUMENICAL EMPOWERMENT GROUP	18DSS6102AA	Provide Case Management services to household whose income is or below 150% of Federal Poverty Income Guidelines.	N	\$728	\$91,008	\$0	\$91,736	10/1/2018	9/30/2021	\$273,604	\$159,789	\$113,815
Department of Social Services	TOTAL TRANSIT INC	17DSS1203HC	NEMT	Y	\$4,084,078	\$4,084,078	\$0	\$8,168,156	1/1/2018	12/31/2020	\$25,947,597	\$19,141,853	\$6,805,744
Department of Social Services	TVCCA INC	16DSS15012X	Community Services - 2017	N	\$0	\$210,041	\$0	\$210,041	10/1/2016	9/30/2019	\$2,683,482	\$2,683,482	\$0
Department of Social Services	TVCCA INC	18DSS43012X	Assist low income households to pay for winter heating costs	N	\$0	\$8,323,694	\$0	\$8,323,694	10/1/2018	9/30/2021	\$33,620,358	\$17,236,313	\$16,384,045
Department of Social Services	TVCCA INC	18DSS50012X	Pilot program with local hospitals to utilize separate patient assessment tools to address discharges plans of certain patients	N	\$0	\$116,110	\$0	\$116,110	4/1/2018	9/30/2021	\$349,503	\$233,393	\$116,110
Department of Social Services	TVCCA INC	19DSS13012X	The Contractor will provide HHD services as described below to assist low-income Hispanic individuals and/or families (hereinafter referred to as clients). These Program services are designed to address the clients' immediate employment; training and	N	\$20,160	\$0	\$0	\$20,160	7/1/2019	6/30/2021	\$40,320	\$20,160	\$20,160
Department of Social Services	TVCCA INC	19DSS15012X	Case Management Services	N	\$268,999	\$464,033	\$0	\$733,032	10/1/2019	9/30/2022	\$2,545,932	\$733,032	\$1,812,900
Department of Social Services	UNCAS HEALTH DISTRICT	16DSS5702AR	Teenage Pregnancy Prevention - 2017	E	\$24,571	\$0	\$0	\$24,571	7/1/2016	6/30/2019	\$307,992	\$307,992	\$0
Department of Social Services	UNCAS HEALTH DISTRICT	19DSS5702AR	Teen Pregnancy Prevention Programming	E	\$98,000	\$0	\$0	\$98,000	7/1/2019	6/30/2021	\$196,000	\$98,000	\$98,000
Department of Social Services	UNITED WAY OF CONNECTICUT INC	09DSS1002AX	211 Infoline	N	\$3,554,000	\$0	\$0	\$3,554,000	7/1/2009	6/30/2021	\$42,248,223	\$38,588,493	\$3,659,730
Department of Social Services	WESTERN CT AREA AGCY ON AGING	12DSS7102CD	Money Follows the Person - 2013	N	\$198,000	\$0	\$0	\$198,000	7/1/2012	6/30/2021	\$1,893,854	\$1,695,854	\$198,000
Department of Social Services	YMCA OF METROPOLITAN HARTFORD INC	19DSS1303IR	Hispanic Services	N	\$40,320	\$0	\$0	\$40,320	7/1/2019	6/30/2021	\$80,640	\$40,320	\$40,320
Total	107				\$87,732,170	\$133,325,122	\$992,788	\$222,050,080			\$1,252,803,562	\$810,145,963	\$442,657,599
Division of Criminal Justice	COMMUNITY PARTNERS IN ACTION INC	20DCI0002AA	Early screening and intervention. Outpatient services, recovery counseling services.	N	\$0	\$72,039	\$0	\$72,039	7/1/2019	9/29/2020	\$125,000	\$72,039	\$52,961
Division of Criminal Justice	CORNELL SCOTT-HILL HEALTH CORPORATION	20DCI0002AD	Early screening and intervention. Outpatient services, recovery counseling services. New Haven	N	\$0	\$39,729	\$0	\$39,729	7/1/2019	9/29/2020	\$62,500	\$39,729	\$22,771
Division of Criminal Justice	RECOVERY NETWORK OF PROGRAMS INC	20DCI0002AB	Early screening and intervention. Outpatient services, recovery counseling services. Bridgeport	N	\$0	\$39,090	\$0	\$39,090	7/1/2019	9/29/2020	\$62,500	\$39,090	\$23,410
Total	3				\$0	\$150,858	\$0	\$150,858			\$250,000	\$150,858	\$99,142
Department of Mental Health & Addiction Services	ABILITY BEYOND DISABILITY INC	18MHA2000	Employment Services SFY18	M	\$287,036	\$0	\$0	\$287,036	7/1/2017	6/30/2020	\$856,881	\$856,881	\$0
Department of Mental Health & Addiction Services	ABILITY BEYOND DISABILITY INC	19MHA2108	Unionville House / SFY2019	M	\$6,726,344	\$0	\$0	\$6,726,344	7/1/2018	6/30/2021	\$19,999,753	\$13,273,409	\$6,726,344
Department of Mental Health & Addiction Services	ABILITY BEYOND DISABILITY INC	19MHA2153	Employment Services, FY19	M	\$2,960,235	\$0	\$0	\$2,960,235	7/1/2018	6/30/2021	\$8,652,771	\$5,784,160	\$2,868,611
Department of Mental Health & Addiction Services	ADVANCED BEHAVIORIAL HEALTH INC	19MHA2078	Eastern Region Service Center\FY19	M	\$2,203,583	\$514,974	\$0	\$2,718,557	7/1/2018	6/30/2021	\$8,218,526	\$5,409,979	\$2,808,547
Department of Mental Health & Addiction Services	ADVANCED BEHAVIORIAL HEALTH INC	19MHA6056	Nurse Clinician Services	M	\$146,910	\$0	\$0	\$146,910	7/1/2018	6/30/2023	\$800,000	\$270,066	\$529,934
Department of Mental Health & Addiction Services	ADVANCED BEHAVIORIAL HEALTH INC	19MHA6094	Women's Reach	M	\$46,000	\$102,673	\$0	\$148,673	1/1/2019	6/30/2023	\$1,131,057	\$251,346	\$879,711
Department of Mental Health & Addiction Services	ADVANCED BEHAVIORIAL HEALTH INC	20MHA2079	Mental Health Waiver\SFY20	M	\$1,660,872	\$0	\$0	\$1,660,872	7/1/2019	6/30/2022	\$4,982,616	\$1,660,872	\$3,321,744
Department of Mental Health & Addiction Services	ADVOCACY UNLIMITED INC	20MHA2109	Advocacy Development\FY20	M	\$1,997,197	\$0	\$0	\$1,997,197	7/1/2019	6/30/2022	\$5,991,591	\$1,997,197	\$3,994,394



Agency	Supplier Name	Contract ID #	Contract Description	Competitive	Payments				Term				
					General Fund	Federal Fund	Other Fund	Total FY2020	Contract Begin Date	Contract Expire Date	Cumulative Contract Total Amount	Cumulative Contract Payments	Cumulative Contract Balance Remaining
Department of Mental Health & Addiction Services	ALLIANCE FOR LIVING INC	18MHA2081	Supportive Housing Case Management	M	\$0	\$44,838	\$0	\$44,838	7/1/2017	6/30/2020	\$144,386	\$144,386	\$0
Department of Mental Health & Addiction Services	ANTHONY F CAMPAGNA PHD LLC	18MHA6001	FY 18/19 - Young Adult Services Evaluations	M	\$3,125	\$0	\$0	\$3,125	7/1/2017	8/31/2019	\$62,490	\$10,974	\$51,516
Department of Mental Health & Addiction Services	APPLIED BEHAVIORAL REHABILITATION	18MHA2001	Homes for the Brave SFY18	M	\$147,721	\$0	\$0	\$147,721	7/1/2017	6/30/2020	\$440,911	\$440,911	\$0
Department of Mental Health & Addiction Services	APT FOUNDATION INC	19MHA2036	SFY19 / Central Medical Unit /	M	\$1,913,081	\$1,485,823	\$1,377,311	\$4,776,215	7/1/2018	6/30/2021	\$14,639,715	\$9,900,503	\$4,739,212
Department of Mental Health & Addiction Services	APT FOUNDATION INC	20MHA6044	SOR - Recovery Coach in Methadone Clinic - North Haven	M	\$0	\$16,600	\$0	\$16,600	9/30/2019	9/29/2020	\$33,200	\$16,600	\$16,600
Department of Mental Health & Addiction Services	APT FOUNDATION INC	20MHA6045	SOR - Recovery Coach in Methadone Clinic - New Haven	M	\$0	\$70,600	\$0	\$70,600	9/30/2019	9/29/2020	\$87,200	\$70,600	\$16,600
Department of Mental Health & Addiction Services	ARTREACH INCORPORATED	19MHA2082	Social Rehabilitation Services	M	\$297,788	\$0	\$0	\$297,788	7/1/2018	6/30/2021	\$891,934	\$594,146	\$297,788
Department of Mental Health & Addiction Services	ASSOCIATION OF RELIGIOUS COMMUNITIES	19MHA2037	SFY19 / Supportive Housing	M	\$7,713	\$4,446	\$0	\$12,159	7/1/2018	6/30/2021	\$36,427	\$28,714	\$7,713
Department of Mental Health & Addiction Services	BECKET FAMILY OF SERVICES	20MHA6003	YAS Residential FY20	M	\$1,656,349	\$0	\$0	\$1,656,349	7/1/2019	6/30/2022	\$8,075,921	\$1,656,349	\$6,419,572
Department of Mental Health & Addiction Services	BETH-EL CENTER INC	19MHA2038	SFY19 / Supportive Housing	M	\$56,582	\$0	\$0	\$56,582	7/1/2018	6/30/2021	\$169,375	\$112,793	\$56,582
Department of Mental Health & Addiction Services	BHCARE INC	18MHA2040	SFY18 / Shoreline Branford Counseling	M	\$11,815,324	\$260,257	\$43,750	\$12,119,331	7/1/2017	6/30/2020	\$35,781,294	\$35,781,294	\$0
Department of Mental Health & Addiction Services	BHCARE INC	18MHA2041	FY18 HUD BOS 193	M	\$0	\$49,250	\$0	\$49,250	7/1/2017	6/30/2020	\$361,944	\$158,145	\$203,799
Department of Mental Health & Addiction Services	BHCARE INC	19MHA6077	Mobile Employment Services	M	\$0	\$100,000	\$0	\$100,000	1/1/2019	9/29/2019	\$100,000	\$100,000	\$0
Department of Mental Health & Addiction Services	BHCARE INC	19MHA6083	SOR Enhanced Medication Assisted Treatment	M	\$0	\$60,000	\$0	\$60,000	9/30/2018	9/29/2019	\$220,000	\$220,000	\$0
Department of Mental Health & Addiction Services	BHCARE INC	20MHA6036	SOR Enhanced Medication Assisted Treatment	M	\$0	\$222,000	\$0	\$222,000	9/30/2019	9/29/2020	\$222,000	\$222,000	\$0
Department of Mental Health & Addiction Services	BHCARE INC	20MHA6054	SOR YR2 Grant	M	\$0	\$101,500	\$0	\$101,500	9/30/2019	9/29/2020	\$101,500	\$101,500	\$0
Department of Mental Health & Addiction Services	BIRTH SUPPORT EDUCATION AND BEYOND LLC	18MHA6043	Doula Services- SFY18	M	\$0	\$185,000	\$185,000	\$370,000	10/1/2017	9/30/2022	\$1,550,657	\$933,555	\$617,102
Department of Mental Health & Addiction Services	BIRTH SUPPORT EDUCATION AND BEYOND LLC	20MHA1074	Doula Education	M	\$0	\$19,500	\$0	\$19,500	3/1/2020	9/29/2020	\$24,900	\$19,500	\$5,400
Department of Mental Health & Addiction Services	BRIDGE HOUSE INC	19MHA2002	Homeless Outreach / SFY19	M	\$1,278,584	\$0	\$0	\$1,278,584	7/1/2018	6/30/2021	\$3,827,345	\$2,548,761	\$1,278,584
Department of Mental Health & Addiction Services	BRIDGES HEALTHCARE INC	18MHA2042	SFY18 / Jail Diversion	M	\$6,695,364	\$0	\$206,158	\$6,901,522	7/1/2017	6/30/2020	\$20,558,730	\$20,558,730	\$0
Department of Mental Health & Addiction Services	BRIDGES HEALTHCARE INC	20MHA6060	SOR Mobile Medication Assisted Treatment (MAT)	M	\$0	\$96,500	\$0	\$96,500	9/30/2019	9/29/2020	\$176,500	\$96,500	\$80,000
Department of Mental Health & Addiction Services	CATHOLIC CHARITIES INC	18MHA2105	Pre-Trial DUI Alcohol Ed. (FFS)	M	\$0	\$0	\$189,533	\$189,533	1/1/2018	8/31/2019	\$689,346	\$512,697	\$176,649
Department of Mental Health & Addiction Services	CATHOLIC CHARITIES INC	18MHA2111	Hispanic Alcohol (Hartford) FY18	M	\$286,206	\$125,892	\$0	\$412,098	7/1/2017	6/30/2020	\$1,295,315	\$1,279,150	\$16,165
Department of Mental Health & Addiction Services	CATHOLIC CHARITIES INC	18MHA2154	CM Hispanic Family FY18	M	\$540,155	\$0	\$0	\$540,155	7/1/2017	6/30/2020	\$1,612,873	\$1,612,873	\$0
Department of Mental Health & Addiction Services	CATHOLIC CHARITIES INC	20MHA2105	Pre-Trial DUI Alcohol Ed	M	\$33,713	\$0	\$525	\$34,238	9/1/2019	6/30/2021	\$447,570	\$34,238	\$413,332
Department of Mental Health & Addiction Services	CATHOLIC CHARITIES OF FAIRFIELD COUNTY	18MHA2004	CCR/FUSE Program SFY18	M	\$519,378	\$0	\$43,750	\$563,128	7/1/2017	6/30/2020	\$1,681,694	\$1,681,694	\$0
Department of Mental Health & Addiction Services	CATHOLIC CHARITIES OF FAIRFIELD COUNTY	19MHA2155	FY19 Homeless Outreach	M	\$1,335,341	\$203,196	\$0	\$1,538,537	7/1/2018	6/30/2021	\$4,619,827	\$3,072,307	\$1,547,520
Department of Mental Health & Addiction Services	CENTER FOR COMMUNITY INDEPENDENCE INC	16MHA6010	16MHA6010	M	\$534,360	\$0	\$0	\$534,360	1/1/2017	6/30/2020	\$1,832,250,000	\$1,803,100	\$1,830,446,900
Department of Mental Health & Addiction Services	CENTER FOR HUMAN DEVELOPMENT INC	18MHA2112	FY18/Community Transitional Living Program (CTLP)	M	\$7,573,662	\$0	\$0	\$7,573,662	7/1/2017	6/30/2020	\$21,476,786	\$21,095,387	\$381,399
Department of Mental Health & Addiction Services	CENTER FOR HUMAN DEVELOPMENT INC	19MHA2156	MHA02504_Pilots Danbury, Samuels Court, Sup. Hsng SHP, SFY19	M	\$4,461,052	\$302,221	\$0	\$4,763,273	7/1/2018	6/30/2021	\$14,369,698	\$9,211,913	\$5,157,785
Department of Mental Health & Addiction Services	CENTER FOR HUMAN DEVELOPMENT INC	20MHA6028	SOR - How Can We Help	M	\$0	\$75,000	\$0	\$75,000	9/30/2019	9/29/2020	\$75,000	\$75,000	\$0
Department of Mental Health & Addiction Services	CENTER FOR INTEGRATIVE PSYCHOLOGICAL	19MHA6002	Various services incl. evaluations, therapy, curriculum development	M	\$6,144	\$0	\$0	\$6,144	7/1/2018	6/30/2019	\$52,143	\$46,695	\$5,448
Department of Mental Health & Addiction Services	CENTER FOR INTEGRATIVE PSYCHOLOGICAL	20MHA6088	Serious Mental Illness and Problem Sexual Behaviors Programs	E	\$16,536	\$0	\$0	\$16,536	7/1/2019	6/30/2020	\$19,500	\$16,536	\$2,964
Department of Mental Health & Addiction Services	CENTRAL CONNECTICUT COAST YOUNG MEN'S	18MHA2005	MHA02701: Crescent Apartments SFY18	M	\$774,688	\$174,098	\$0	\$948,786	7/1/2017	6/30/2020	\$2,758,144	\$2,758,144	\$0
Department of Mental Health & Addiction Services	CENTRAL NAUGATUCK VALLEY HELP INC	19MHA6114	Enhanced Medication Assisted Addiction Services	M	\$0	\$91,667	\$0	\$91,667	5/1/2019	9/29/2019	\$91,667	\$91,667	\$0
Department of Mental Health & Addiction Services	CENTRAL NAUGATUCK VALLEY HELP INC	20MHA2157	MHA02801 Wynnewood Res. Spt. FY20	M	\$1,389,193	\$152,186	\$349,260	\$1,890,639	7/1/2019	6/30/2022	\$5,717,603	\$1,890,639	\$3,826,964
Department of Mental Health & Addiction Services	CENTRAL NAUGATUCK VALLEY HELP INC	20MHA6033	SOR Enhanced Medication Assisted Treatment	M	\$0	\$222,000	\$0	\$222,000	9/30/2019	9/29/2020	\$222,000	\$222,000	\$0
Department of Mental Health & Addiction Services	CHARLOTTE HUNGERFORD HOSPITAL	18MHA2158	MHS Homeless FY18	M	\$786,826	\$143,334	\$0	\$930,160	7/1/2017	6/30/2020	\$2,773,826	\$2,773,826	\$0
Department of Mental Health & Addiction Services	CHARTER OAK HEALTH CENTER INC	19MHA1077POS01	Promoting Integrated Care- SFY2019	M	\$0	\$436,418	\$0	\$436,418	9/30/2018	9/29/2020	\$900,000	\$436,418	\$463,582



Agency	Supplier Name	Contract ID #	Contract Description	Competitive	Payments				Term				
					General Fund	Federal Fund	Other Fund	Total FY2020	Contract Begin Date	Contract Expire Date	Cumulative Contract Total Amount	Cumulative Contract Payments	Cumulative Contract Balance Remaining
Department of Mental Health & Addiction Services	CHEMICAL ABUSE SERVICES AGENCY INC	18MHA2006AA	SFY18 / AIDS HIV Services	M	\$1,101,359	\$490,076	\$0	\$1,591,435	7/1/2017	6/30/2020	\$4,765,469	\$4,765,469	\$0
Department of Mental Health & Addiction Services	CHEMICAL ABUSE SERVICES AGENCY INC	19MHA6092	Women's Reach	M	\$46,000	\$228,346	\$0	\$274,346	1/1/2019	6/30/2023	\$1,131,057	\$377,019	\$754,038
Department of Mental Health & Addiction Services	CHEMICAL ABUSE SERVICES AGENCY INC	19MHA6102	SOR - Recovery Coaches for Methadone Clinics	M	\$0	\$22,917	\$0	\$22,917	5/1/2019	10/15/2019	\$22,917	\$22,917	\$0
Department of Mental Health & Addiction Services	CHEMICAL ABUSE SERVICES AGENCY INC	20MHA6015	SOR Supplement - MAT Expansion	M	\$0	\$60,000	\$0	\$60,000	10/1/2019	9/29/2020	\$60,000	\$60,000	\$0
Department of Mental Health & Addiction Services	CHEMICAL ABUSE SERVICES AGENCY INC	20MHA6039	SOR - Recovery Coach in Methadone Clinic	M	\$0	\$42,000	\$0	\$42,000	9/30/2019	9/29/2020	\$57,000	\$42,000	\$15,000
Department of Mental Health & Addiction Services	CHILD AND FAMILY AGENCY OF SOUTHEASTERN	16MHA2312	CSC Initiative FY16	M	\$0	\$97,977	\$0	\$97,977	7/1/2015	6/30/2021	\$606,978	\$489,134	\$117,844
Department of Mental Health & Addiction Services	CHRYSALIS CENTER INC	19MHA2113	Recovery Empowerment / SFY19	M	\$4,964,506	\$355,824	\$54,976	\$5,375,306	7/1/2018	6/30/2021	\$16,467,597	\$11,015,627	\$5,451,970
Department of Mental Health & Addiction Services	CHRYSALIS CENTER INC	19MHA2114	Supportive Housing (FFS) FY19	M	\$0	\$113,297	\$0	\$113,297	7/1/2018	6/30/2021	\$668,853	\$367,994	\$300,859
Department of Mental Health & Addiction Services	CITY OF NORWICH	20MHA6026	SOR - How Can We Help	E	\$0	\$55,000	\$0	\$55,000	9/30/2019	9/29/2020	\$75,000	\$55,000	\$20,000
Department of Mental Health & Addiction Services	CLIFFORD W BEERS GUIDANCE CLINIC INC	20MHA6018	SOR -Opioid Education and Family Support	M	\$0	\$24,000	\$0	\$24,000	9/30/2019	9/29/2020	\$24,000	\$24,000	\$0
Department of Mental Health & Addiction Services	CNCL OF CHURCHES OF GRTR BPT INC	18MHA2008	Project Nueva Vida SFY18	M	\$45,123	\$0	\$0	\$45,123	7/1/2017	6/30/2020	\$135,346	\$135,346	\$0
Department of Mental Health & Addiction Services	COLUMBUS HOUSE INC	18MHA2045	FY18 Sojourner's Place (FFS)	M	\$5,371	\$18,350	\$0	\$23,721	7/1/2017	8/31/2019	\$478,518	\$477,769	\$749
Department of Mental Health & Addiction Services	COLUMBUS HOUSE INC	20MHA2044	SFY20 / Shelter Case Management. SFY18:	M	\$2,880,960	\$1,067,304	\$0	\$3,948,264	7/1/2019	6/30/2022	\$11,855,229	\$3,948,264	\$7,906,965
Department of Mental Health & Addiction Services	COLUMBUS HOUSE INC	20MHA2045	Rapid Rehousing-FFS/SFY20	E	\$18,829	\$0	\$0	\$18,829	7/1/2019	6/30/2020	\$19,158	\$18,829	\$329
Department of Mental Health & Addiction Services	COLUMBUS HOUSE INC	20MHA6032	SOR - How Can We Help	M	\$0	\$35,000	\$0	\$35,000	9/30/2019	9/29/2020	\$75,000	\$35,000	\$40,000
Department of Mental Health & Addiction Services	COLUMBUS HOUSE INC	20MHA6061	SOR - Recovery Coach Outreach	M	\$0	\$40,000	\$0	\$40,000	9/30/2019	9/29/2020	\$55,000	\$40,000	\$15,000
Department of Mental Health & Addiction Services	COMMUNICARE INC	19MHA2046	SFY19 / Wellness Program SFY19	M	\$1,458,500	\$0	\$0	\$1,458,500	7/1/2018	6/30/2021	\$4,585,110	\$2,907,360	\$1,677,750
Department of Mental Health & Addiction Services	COMMUNITY HEALTH CENTER INC	19MHA2047	SFY19 / Case Management / Outreach Homeless	M	\$71,610	\$0	\$0	\$71,610	7/1/2018	6/30/2021	\$214,490	\$142,880	\$71,610
Department of Mental Health & Addiction Services	COMMUNITY HEALTH RESOURCES INC	16MHA2315AB	CT Strategic Prevention Framework Coalitions Initiative FY16	M	\$0	\$96,357	\$0	\$96,357	11/1/2016	6/30/2021	\$453,326	\$337,705	\$115,621
Department of Mental Health & Addiction Services	COMMUNITY HEALTH RESOURCES INC	16MHA6025	CT Networks of Care/Suicide Prevention	M	\$0	\$175,000	\$0	\$175,000	12/1/2015	9/29/2020	\$1,500,000	\$1,350,000	\$150,000
Department of Mental Health & Addiction Services	COMMUNITY HEALTH RESOURCES INC	18MHA2084	Pre-Trial Alcohol Educ (FFS)	M	\$17,265	\$0	\$322,976	\$340,241	1/1/2018	6/30/2021	\$1,954,463	\$811,979	\$1,142,484
Department of Mental Health & Addiction Services	COMMUNITY HEALTH RESOURCES INC	18MHA2115	FY18/Adult Outpatient Enfield, Manchester, Bloomfield	M	\$16,292,994	\$1,524,483	\$42,200	\$17,859,677	7/1/2017	6/30/2020	\$53,588,191	\$53,588,191	\$0
Department of Mental Health & Addiction Services	COMMUNITY HEALTH RESOURCES INC	18MHA2116	PILOTS Manchester (FFS) FY18	M	\$0	\$11,943	\$0	\$11,943	7/1/2017	6/30/2020	\$63,063	\$46,312	\$16,751
Department of Mental Health & Addiction Services	COMMUNITY HEALTH RESOURCES INC	18MHA6056	Outpatient Clinic Based Services - Medication Assisted Treatment	M	\$0	\$15,000	\$0	\$15,000	5/1/2018	4/30/2019	\$60,000	\$60,000	\$0
Department of Mental Health & Addiction Services	COMMUNITY HEALTH RESOURCES INC	19MHA6103	SOR - Recovery Coach in Methadone Clinics	M	\$0	\$22,917	\$0	\$22,917	5/1/2019	10/15/2019	\$22,917	\$22,917	\$0
Department of Mental Health & Addiction Services	COMMUNITY HEALTH RESOURCES INC	19MHA6109	SOR - Recovery Coach	E	\$0	\$4,583	\$0	\$4,583	9/1/2019	10/15/2019	\$4,583	\$4,583	\$0
Department of Mental Health & Addiction Services	COMMUNITY HEALTH RESOURCES INC	20MHA6040	SOR - Recovery Coach in Methadone Clinic	M	\$0	\$42,000	\$0	\$42,000	9/30/2019	9/29/2020	\$57,000	\$42,000	\$15,000
Department of Mental Health & Addiction Services	COMMUNITY HEALTH RESOURCES INC	20MHA6047	SOR Medication Assisted Treatment Outpatient (MAT OP)	M	\$0	\$137,000	\$0	\$137,000	9/30/2019	9/29/2020	\$177,000	\$137,000	\$40,000
Department of Mental Health & Addiction Services	COMMUNITY MENTAL HEALTH AFFILIATES INC	18MHA2118	Assertive Community Treatment	M	\$13,261,210	\$844,091	\$0	\$14,105,301	7/1/2017	6/30/2020	\$42,457,265	\$42,457,265	\$0
Department of Mental Health & Addiction Services	COMMUNITY MENTAL HEALTH AFFILIATES INC	18MHA2119	Supportive Housing Scattered Sites (FFS), FY18	M	\$0	\$51,169	\$0	\$51,169	7/1/2017	6/30/2020	\$178,194	\$153,424	\$24,770
Department of Mental Health & Addiction Services	COMMUNITY MENTAL HEALTH AFFILIATES INC	18MHA2159	Torrington Adult Counseling FY18	M	\$156,625	\$0	\$0	\$156,625	7/1/2017	6/30/2020	\$453,696	\$453,696	\$0
Department of Mental Health & Addiction Services	COMMUNITY MENTAL HEALTH AFFILIATES INC	19MHA6108	SOR - Recovery Coach	E	\$0	\$4,583	\$0	\$4,583	9/1/2019	10/15/2019	\$4,583	\$4,583	\$0
Department of Mental Health & Addiction Services	COMMUNITY MENTAL HEALTH AFFILIATES INC	20MHA6014	Medication Assisted Treatment (MAT)Outreach	M	\$0	\$175,000	\$0	\$175,000	9/1/2019	9/29/2020	\$250,000	\$175,000	\$75,000
Department of Mental Health & Addiction Services	COMMUNITY MENTAL HEALTH AFFILIATES INC	20MHA6048	SOR Medication Assisted Treatment Outpatient (MAT OP) combined with Recovery Coach (RC)	M	\$0	\$137,000	\$0	\$137,000	9/30/2019	9/29/2020	\$177,000	\$137,000	\$40,000
Department of Mental Health & Addiction Services	COMMUNITY RENEWAL TEAM INC	19MHA6098	Family Support - SOR	E	\$0	\$6,667	\$0	\$6,667	5/1/2019	9/29/2019	\$6,667	\$6,667	\$0
Department of Mental Health & Addiction Services	COMMUNITY RENEWAL TEAM INC	20MHA2121	Asian Family Outpatient FY20	M	\$519,293	\$0	\$0	\$519,293	7/1/2019	6/30/2022	\$1,557,879	\$519,293	\$1,038,586
Department of Mental Health & Addiction Services	COMMUNITY RENEWAL TEAM INC	20MHA6022	SOR - Opioid Education and Family Support	M	\$0	\$24,000	\$0	\$24,000	9/30/2019	9/29/2020	\$24,000	\$24,000	\$0
Department of Mental Health & Addiction Services	COMMUNITY RENEWAL TEAM INC	20MHA6023	SOR - Opioid Education and Family Support Spanish	M	\$0	\$24,000	\$0	\$24,000	10/31/2019	9/29/2020	\$24,000	\$24,000	\$0
Department of Mental Health & Addiction Services	COMMUNITY RESOURCES FOR JUSTICE	17MHA6003	YAS Residential	M	\$64,559	\$0	\$0	\$64,559	7/1/2016	2/1/2020	\$4,905,710	\$3,487,253	\$1,418,457



Agency	Supplier Name	Contract ID #	Contract Description	Competitive	Payments				Term				
					General Fund	Federal Fund	Other Fund	Total FY2020	Contract Begin Date	Contract Expire Date	Cumulative Contract Total Amount	Cumulative Contract Payments	Cumulative Contract Balance Remaining
Department of Mental Health & Addiction Services	COMMUNITY RESOURCES FOR JUSTICE	20MHA6004	YAS Residential Supported Services	M	\$1,316,833	\$0	\$0	\$1,316,833	7/1/2019	6/30/2022	\$4,905,710	\$1,316,833	\$3,588,877
Department of Mental Health & Addiction Services	CONNECTICUT COALITION TO END ADDICTION	20MHA1062	PIT Court	M	\$0	\$170,000	\$0	\$170,000	12/1/2019	6/30/2020	\$170,000	\$170,000	\$0
Department of Mental Health & Addiction Services	CONNECTICUT COMMUNITY FOR ADDICTION	20MHA2122	MHA06301, Recovery Community Center, FY20	M	\$710,584	\$2,057,263	\$150,000	\$2,917,847	7/1/2019	6/30/2022	\$6,532,707	\$2,917,847	\$3,614,860
Department of Mental Health & Addiction Services	CONNECTICUT COMMUNITY FOR ADDICTION	20MHA6008	SOR - Manchester Recovery Community Center (RCC)	M	\$0	\$150,000	\$0	\$150,000	9/1/2019	9/30/2020	\$200,000	\$150,000	\$50,000
Department of Mental Health & Addiction Services	CONNECTICUT COUNCIL ON PROBLEM GAMBLING	20MHA6007	Problem Gambling Help Line	M	\$0	\$0	\$115,000	\$115,000	9/1/2019	6/30/2023	\$460,000	\$115,000	\$345,000
Department of Mental Health & Addiction Services	CONNECTICUT COUNSELING CENTERS INC	19MHA6105	SOR - Recovery Coaches for Methadone Clinics	M	\$0	\$22,917	\$0	\$22,917	5/1/2019	10/15/2019	\$22,917	\$22,917	\$0
Department of Mental Health & Addiction Services	CONNECTICUT COUNSELING CENTERS INC	20MHA2160	Norwalk HIV/AIDS Program SY20	M	\$91,139	\$33,359	\$0	\$124,498	7/1/2019	6/30/2022	\$373,494	\$124,498	\$248,996
Department of Mental Health & Addiction Services	CONNECTICUT COUNSELING CENTERS INC	20MHA6059	SOR - Recovery Coach in Methadone Clinic	M	\$0	\$42,000	\$0	\$42,000	9/30/2019	9/29/2020	\$57,000	\$42,000	\$15,000
Department of Mental Health & Addiction Services	CONNECTICUT LEGAL RIGHTS PROJECT INC	18MHA6027	Consent Decree Legal Services SFY18	M	\$706,179	\$0	\$0	\$706,179	7/1/2017	6/30/2020	\$2,112,436	\$2,112,436	\$0
Department of Mental Health & Addiction Services	CONNECTICUT LEGAL RIGHTS PROJECT INC	18MHA6028	Housing Advocacy Services SFY18	M	\$97,397	\$0	\$0	\$97,397	7/1/2017	6/30/2020	\$291,227	\$291,227	\$0
Department of Mental Health & Addiction Services	CONNECTICUT RENAISSANCE INC	16MHA2300	Better Choice Outpatient Problem Gambling- FY16	M	\$0	\$0	\$143,468	\$143,468	10/1/2015	6/30/2020	\$981,078	\$898,396	\$82,682
Department of Mental Health & Addiction Services	CONNECTICUT RENAISSANCE INC	18MHA2007	Waterbury West (CSSD) SFY18	M	\$485,183	\$228,524	\$1,387,950	\$2,101,657	7/1/2017	6/30/2020	\$6,200,422	\$6,200,422	\$0
Department of Mental Health & Addiction Services	CONNECTICUT RENAISSANCE INC	18MHA2180	Pre-Trial DUI Alcohol Ed. (FFS)	M	\$55,087	\$0	\$300,322	\$355,409	1/1/2018	6/30/2021	\$1,808,573	\$884,372	\$924,201
Department of Mental Health & Addiction Services	CONTINUUM OF CARE INC	19MHA2052	SFY19 / ACT	M	\$14,666,480	\$104,648	\$0	\$14,771,128	7/1/2018	6/30/2021	\$43,331,282	\$28,284,809	\$15,046,473
Department of Mental Health & Addiction Services	CORAM DEO INC	20MHA6031	SOR - How Can We Help	M	\$0	\$75,000	\$0	\$75,000	9/30/2019	9/29/2020	\$75,000	\$75,000	\$0
Department of Mental Health & Addiction Services	CORNELL SCOTT-HILL HEALTH CORPORATION	18MHA6026	LEAD Initiative- STR Grant	M	\$0	\$70,000	\$0	\$70,000	7/1/2017	9/29/2019	\$400,000	\$370,000	\$30,000
Department of Mental Health & Addiction Services	CORNELL SCOTT-HILL HEALTH CORPORATION	19MHA2054	SFY19 / Homeless Outreach & Engagement	M	\$75,979	\$901,073	\$0	\$977,052	7/1/2018	6/30/2021	\$2,924,776	\$1,947,642	\$977,134
Department of Mental Health & Addiction Services	CORNELL SCOTT-HILL HEALTH CORPORATION	19MHA6125	Recovery Coach in Methadone Clinic	E	\$0	\$13,750	\$0	\$13,750	7/1/2019	11/1/2019	\$13,750	\$13,750	\$0
Department of Mental Health & Addiction Services	CORNELL SCOTT-HILL HEALTH CORPORATION	20MHA6034	SOR Enhanced Medication Assisted Treatment E-MAT	M	\$0	\$102,000	\$0	\$102,000	4/1/2020	9/29/2020	\$277,000	\$102,000	\$175,000
Department of Mental Health & Addiction Services	COURAGE TO SPEAK FOUNDATION INC	19MHA6055	Prevention Family Support Groups	E	\$0	\$5,000	\$0	\$5,000	7/1/2018	8/15/2019	\$20,000	\$20,000	\$0
Department of Mental Health & Addiction Services	COURAGE TO SPEAK FOUNDATION INC	19MHA6116	Family Support Group	E	\$0	\$17,000	\$0	\$17,000	7/1/2019	6/30/2020	\$20,000	\$17,000	\$3,000
Department of Mental Health & Addiction Services	CROSS STREET TRAINING & ACADEMIC CENTER	20MHA6027	SOR How Can We Help	M	\$0	\$55,000	\$0	\$55,000	9/30/2019	9/29/2020	\$75,000	\$55,000	\$20,000
Department of Mental Health & Addiction Services	CULINARY SERVICES GROUP LLC	16MHA6026	Food Services SFY 2016	M	\$726,165	\$0	\$0	\$726,165	5/3/2016	9/30/2020	\$3,348,386	\$2,792,511	\$555,875
Department of Mental Health & Addiction Services	DANBURY HOSPITAL	20MHA2161	Crisis Intervention FY20	M	\$851,031	\$78,060	\$0	\$929,091	7/1/2019	6/30/2022	\$2,896,898	\$929,091	\$1,967,807
Department of Mental Health & Addiction Services	DAY KIMBALL HOSPITAL	20MHA2087	SFY20 / Crisis Care Coordination	M	\$55,353	\$0	\$0	\$55,353	7/1/2019	6/30/2022	\$166,059	\$55,353	\$110,706
Department of Mental Health & Addiction Services	DORA M KEE LLC	19MHA6010	Nutritional Consultations - (WCMHN)	E	\$1,125	\$0	\$0	\$1,125	7/1/2018	6/30/2019	\$13,500	\$13,455	\$45
Department of Mental Health & Addiction Services	DORA M KEE LLC	20MHA6006	Nutritional Consultations - WCMHN	E	\$11,318	\$0	\$0	\$11,318	7/1/2019	8/30/2020	\$13,500	\$11,318	\$2,183
Department of Mental Health & Addiction Services	EASTCONN	19MHA6057	19-6057 (Special Education Services)SFY2018	M	\$392,679	\$0	\$0	\$392,679	7/1/2018	6/30/2023	\$3,955,536	\$780,155	\$3,175,381
Department of Mental Health & Addiction Services	EASTERSEALS CAPITAL REGION & EASTERN	20MHA2124	Supported Employment, FY21	M	\$287,600	\$0	\$0	\$287,600	7/1/2019	6/30/2022	\$862,800	\$287,600	\$575,200
Department of Mental Health & Addiction Services	EDADVANCE	19MHA2162	TRED_SFY19	M	\$117,868	\$0	\$0	\$117,868	7/1/2018	6/30/2021	\$352,829	\$234,961	\$117,868
Department of Mental Health & Addiction Services	FAMILY & CHILDRENS AGENCY INC	18MHA2010	CC Drop-In Center SFY18	M	\$555,528	\$16,820	\$0	\$572,348	7/1/2017	6/30/2020	\$1,689,238	\$1,689,238	\$0
Department of Mental Health & Addiction Services	FAMILY CENTERED SERVICES OF CT INC	19MHA2057	SFY19 / Parent Support & Parental Rights	M	\$24,101	\$49,708	\$0	\$73,809	7/1/2018	6/30/2021	\$220,942	\$147,133	\$73,809
Department of Mental Health & Addiction Services	FAMILY CENTERS INC	19MHA2011	Housing Resource Program / SFY19	M	\$553,147	\$0	\$0	\$553,147	7/1/2018	6/30/2021	\$1,561,713	\$1,063,566	\$498,147
Department of Mental Health & Addiction Services	FELLOWSHIP PLACE INC	18MHA2059	Fellowship Inn, FY2018	M	\$8,407	\$0	\$0	\$8,407	7/1/2017	7/31/2019	\$218,588	\$218,582	\$6
Department of Mental Health & Addiction Services	FELLOWSHIP PLACE INC	20MHA2058	SFY20 / Fellowship Inn Social Rehab.	M	\$1,495,651	\$40,000	\$0	\$1,535,651	7/1/2019	6/30/2022	\$4,526,953	\$1,535,651	\$2,991,302
Department of Mental Health & Addiction Services	FIRE PSYCH INC	20MHA6013	Staff Training and Assessment/Evaluations	M	\$15,456	\$0	\$0	\$15,456	7/1/2019	6/30/2021	\$139,300	\$15,456	\$123,844
Department of Mental Health & Addiction Services	FOCUS CENTER FOR AUTISM INC	20MHA2164	Washington House FY20	M	\$742,458	\$0	\$0	\$742,458	7/1/2019	6/30/2022	\$2,227,374	\$742,458	\$1,484,916
Department of Mental Health & Addiction Services	FRIENDSHIP SERVICE CENTER INC	20MHA2126	PATH Homeless Outreach, FY20	M	\$345,379	\$172,384	\$0	\$517,763	7/1/2019	6/30/2022	\$1,544,973	\$517,763	\$1,027,210
Department of Mental Health & Addiction Services	GILEAD COMMUNITY SERVICES INC	20MHA2061	SFY20 / Gilead ACT	M	\$8,598,053	\$0	\$0	\$8,598,053	7/1/2019	6/30/2022	\$25,490,064	\$8,598,053	\$16,892,011



Agency	Supplier Name	Contract ID #	Contract Description	Competitive	Payments				Term				
					General Fund	Federal Fund	Other Fund	Total FY2020	Contract Begin Date	Contract Expire Date	Cumulative Contract Total Amount	Cumulative Contract Payments	Cumulative Contract Balance Remaining
Department of Mental Health & Addiction Services	GOODWILL INDUSTRIES OF SOUTHERN	18MHA2056	SFY18 / IDEA Work Services	M	\$495,848	\$40,000	\$0	\$535,848	7/1/2017	6/30/2020	\$1,836,187	\$1,836,187	\$0
Department of Mental Health & Addiction Services	GOODWILL OF WESTERN AND NORTHERN	19MHA6112	ABI Client Services	M	\$1,569,742	\$0	\$0	\$1,569,742	7/1/2019	6/30/2021	\$5,200,000	\$1,569,742	\$3,630,258
Department of Mental Health & Addiction Services	GOODWILL OF WESTERN AND NORTHERN	20MHA2012	Cheshire House SFY20	M	\$2,355,691	\$0	\$0	\$2,355,691	7/1/2019	6/30/2022	\$7,120,553	\$2,355,691	\$4,764,862
Department of Mental Health & Addiction Services	GREATER HARTFORD HARM REDUCTION	19MHA6111	SOR Drop In Center	M	\$0	\$50,000	\$0	\$50,000	5/1/2019	9/29/2019	\$191,887	\$191,887	\$0
Department of Mental Health & Addiction Services	GREATER HARTFORD HARM REDUCTION	20MHA6009	Mobile Medication Assisted Treatment - SOR	M	\$0	\$175,000	\$0	\$175,000	8/1/2019	9/29/2020	\$175,000	\$175,000	\$0
Department of Mental Health & Addiction Services	GREATER HARTFORD HARM REDUCTION	20MHA6070	SOR - Drop-In Center Albany Avenue	M	\$0	\$45,000	\$0	\$45,000	9/30/2019	9/29/2020	\$75,000	\$45,000	\$30,000
Department of Mental Health & Addiction Services	GREATER HARTFORD HARM REDUCTION	20MHA6071	SOR - Resource Center	M	\$0	\$115,000	\$0	\$115,000	1/1/2020	9/29/2020	\$150,000	\$115,000	\$35,000
Department of Mental Health & Addiction Services	GREENWOODS COUNSELING REFERRALS INC	20MHA6012	SOR - How Can We Help	M	\$0	\$75,000	\$0	\$75,000	9/1/2019	9/29/2020	\$100,000	\$75,000	\$25,000
Department of Mental Health & Addiction Services	GUARDIAN AD LITEM SERVICES INC	19MHA2165	Melissa's Project R2, SFY19	M	\$855,492	\$0	\$100,000	\$955,492	7/1/2018	6/30/2021	\$2,857,540	\$1,902,048	\$955,492
Department of Mental Health & Addiction Services	HANDS ON HARTFORD INC	18MHA2128	Hands on Hartford Housing Services SFY18	M	\$247,280	\$0	\$0	\$247,280	7/1/2017	6/30/2020	\$738,603	\$738,603	\$0
Department of Mental Health & Addiction Services	HARTFORD BEHAVIORAL HEALTH	18MHA2129	Outpatient Clinical SFY18	M	\$886,834	\$0	\$0	\$886,834	7/1/2017	6/30/2020	\$2,647,626	\$2,647,626	\$0
Department of Mental Health & Addiction Services	HARTFORD HOSPITAL	18MHA6003	CVH: Electroconvulsive Therapy (ECT) program	M	\$146,915	\$0	\$0	\$146,915	7/1/2017	6/30/2021	\$1,684,600	\$559,881	\$1,124,719
Department of Mental Health & Addiction Services	HARTFORD HOSPITAL	19MHA2131	OP Clinical / SFY19	M	\$2,019,018	\$375,565	\$0	\$2,394,583	7/1/2018	6/30/2021	\$7,168,954	\$4,774,371	\$2,394,583
Department of Mental Health & Addiction Services	HISPANIC HEALTH COUNCIL INC	19MHA2132	Hispanic Health Council / SFY19	M	\$40,000	\$40,000	\$0	\$80,000	7/1/2018	6/30/2021	\$400,000	\$400,000	\$0
Department of Mental Health & Addiction Services	HISPANIC HEALTH COUNCIL INC	20MHA6058	SOR - Latino Mobile Employment Services (MES)	M	\$0	\$110,000	\$0	\$110,000	9/30/2019	9/29/2020	\$145,000	\$110,000	\$35,000
Department of Mental Health & Addiction Services	HOMES WITH HOPE INC	18MHA2013	Westport Rotary Centennial House SFY18	M	\$351,025	\$0	\$0	\$351,025	7/1/2017	6/30/2020	\$1,048,375	\$1,048,375	\$0
Department of Mental Health & Addiction Services	IMMACARE INC	20MHA2133	Homeless Outreach, FY20	M	\$534,415	\$51,834	\$0	\$586,249	7/1/2019	6/30/2022	\$1,758,747	\$586,249	\$1,172,498
Department of Mental Health & Addiction Services	INSPIRICA INC	20MHA2015	Atlantic Park Apartments SFY20	M	\$931,509	\$58,909	\$0	\$990,418	7/1/2019	6/30/2022	\$2,971,254	\$990,418	\$1,980,836
Department of Mental Health & Addiction Services	INTERCOMMUNITY INC	18MHA2134	SFY18 / AIDS/HIV Services	M	\$8,366,480	\$1,726,730	\$0	\$10,093,210	7/1/2017	6/30/2020	\$30,169,559	\$30,169,559	\$0
Department of Mental Health & Addiction Services	INTERCOMMUNITY INC	18MHA2137	FY18 Casa Hope (FFS)	M	\$0	\$14,752	\$0	\$14,752	7/1/2017	6/30/2020	\$52,245	\$40,560	\$11,685
Department of Mental Health & Addiction Services	INTERCOMMUNITY INC	19MHA6119	Law Enforcement Assisted Diversion	M	\$0	\$83,333	\$0	\$83,333	5/1/2019	10/5/2019	\$83,333	\$83,333	\$0
Department of Mental Health & Addiction Services	INTERCOMMUNITY INC	20MHA6056	SOR Mobile Employment Services	M	\$0	\$45,455	\$0	\$45,455	9/30/2019	9/29/2020	\$101,500	\$45,455	\$56,045
Department of Mental Health & Addiction Services	INTERCOMMUNITY INC	20MHA6068	SOR Law Enforcement and Arrest Division (LEAD)	M	\$0	\$145,000	\$0	\$145,000	9/30/2019	9/29/2020	\$200,000	\$145,000	\$55,000
Department of Mental Health & Addiction Services	J T PODIATRY LLC	19MHA6063	Podiatry Services	M	\$89,575	\$0	\$0	\$89,575	7/1/2018	6/30/2021	\$270,000	\$161,497	\$108,504
Department of Mental Health & Addiction Services	JOHN J DRISCOLL UNITED LABOR AGENCY INC	18MHA2062	SFY18 / Vocational Rehabilitation	M	\$0	\$241,913	\$0	\$241,913	7/1/2017	6/30/2020	\$721,973	\$721,973	\$0
Department of Mental Health & Addiction Services	JOURNEY FOUND INC	17MHA6006	YAS Residential Services SFY17	M	\$38,618	\$0	\$0	\$38,618	7/1/2016	6/30/2019	\$2,597,362	\$2,266,985	\$330,377
Department of Mental Health & Addiction Services	JOURNEY FOUND INC	20MHA6001	YAS Residential Services FY20	M	\$868,151	\$0	\$0	\$868,151	7/1/2019	6/30/2022	\$2,597,362	\$868,151	\$1,729,211
Department of Mental Health & Addiction Services	JUDGE ROTENBERG EDUC CTR INC	18MHA6012	YAS Residential Services	M	\$287,899	\$0	\$0	\$287,899	7/1/2017	6/30/2023	\$1,747,710	\$841,039	\$906,671
Department of Mental Health & Addiction Services	JUSTICE RESOURCE INSTITUTE INC	17MHA6008	YAS Residential Program	M	\$717,158	\$0	\$0	\$717,158	7/1/2016	6/30/2023	\$4,531,202	\$1,527,666	\$3,003,536
Department of Mental Health & Addiction Services	KEYSTONE HOUSE INC	19MHA2017	St. Johns I / SFY19 Group Home	M	\$1,523,061	\$0	\$0	\$1,523,061	7/1/2018	6/30/2021	\$4,599,146	\$3,036,504	\$1,562,642
Department of Mental Health & Addiction Services	KHMER HEALTH ADVOCATES INC	20MHA2138	Case Management, FY21	M	\$96,187	\$0	\$0	\$96,187	7/1/2019	6/30/2022	\$288,561	\$96,187	\$192,374
Department of Mental Health & Addiction Services	KUHN EMPLOYMENT OPPORTUNITIES INC	19MHA2063	SFY19 / Supported Employment	M	\$460,686	\$26,162	\$0	\$486,848	7/1/2018	6/30/2021	\$1,414,988	\$928,140	\$486,848
Department of Mental Health & Addiction Services	LAKESIDE NEUROLOGIC	19MHA6058	YAS Residential Services	M	\$2,319,986	\$0	\$408,337	\$2,728,323	7/1/2018	6/30/2021	\$5,700,000	\$5,042,469	\$657,531
Department of Mental Health & Addiction Services	LATHAM CONSULTING GROUP LLC	20MHA6076	Psychiatric and Psychosexual evaluations, consultations and training program	M	\$1,520	\$0	\$0	\$1,520	12/1/2019	11/30/2021	\$40,000	\$1,520	\$38,480
Department of Mental Health & Addiction Services	LAUREL HOUSE INC	19MHA2018	PILOTS Program / SFY19	M	\$1,261,056	\$0	\$0	\$1,261,056	7/1/2018	6/30/2021	\$3,774,863	\$2,513,807	\$1,261,056
Department of Mental Health & Addiction Services	LAUREL HOUSE INC	19MHA6078	Mobile Employment Services	M	\$0	\$100,000	\$0	\$100,000	1/1/2019	9/29/2019	\$100,000	\$100,000	\$0
Department of Mental Health & Addiction Services	LAUREL HOUSE INC	20MHA6053	SOR - Mobile Employment Services	M	\$0	\$76,500	\$0	\$76,500	9/30/2019	9/29/2020	\$101,500	\$76,500	\$25,000
Department of Mental Health & Addiction Services	LEDGE LIGHT HEALTH DIST	16MHA2304	CT Strategic Coalitions FY16	M	\$0	\$96,432	\$0	\$96,432	7/1/2015	6/30/2021	\$603,550	\$487,855	\$115,695
Department of Mental Health & Addiction Services	LEDGE LIGHT HEALTH DIST	19MHA6069	Ledge Light How Can We Help	M	\$0	\$25,000	\$0	\$25,000	1/1/2019	9/29/2019	\$75,000	\$75,000	\$0



Agency	Supplier Name	Contract ID #	Contract Description	Competitive	Payments				Term				
					General Fund	Federal Fund	Other Fund	Total FY20	Contract Begin Date	Contract Expire Date	Cumulative Contract Total Amount	Cumulative Contract Payments	Cumulative Contract Balance Remaining
Department of Mental Health & Addiction Services	LEDGE LIGHT HEALTH DIST	20MHA6025	SOR - How Can We Help	M	\$0	\$125,000	\$0	\$125,000	9/30/2019	9/29/2020	\$167,000	\$125,000	\$42,000
Department of Mental Health & Addiction Services	LEEWAY INC	20MHA2064	SFY20 / PILOTS Housing	M	\$333,115	\$0	\$35,000	\$368,115	7/1/2019	6/30/2022	\$1,104,345	\$368,115	\$736,230
Department of Mental Health & Addiction Services	LIBERATION PROGRAMS INC	19MHA6087	SOR - Methadone Clinic	M	\$0	\$55,000	\$0	\$55,000	9/30/2018	9/29/2019	\$55,000	\$55,000	\$0
Department of Mental Health & Addiction Services	LIBERATION PROGRAMS INC	20MHA2019	Families in Recovery SFY20	M	\$799,102	\$1,067,437	\$684,926	\$2,551,465	7/1/2019	6/30/2022	\$7,654,395	\$2,551,465	\$5,102,930
Department of Mental Health & Addiction Services	LIBERATION PROGRAMS INC	20MHA6005	SOR - Mobile Medication Assisted Treatment	M	\$0	\$125,000	\$0	\$125,000	8/1/2019	9/29/2020	\$175,000	\$125,000	\$50,000
Department of Mental Health & Addiction Services	LIBERATION PROGRAMS INC	20MHA6042	SOR - Recovery Coach in Methadone Clinic	M	\$0	\$27,000	\$0	\$27,000	9/30/2019	9/29/2020	\$57,000	\$27,000	\$30,000
Department of Mental Health & Addiction Services	LIBERTY COMMUNITY SERVICES INC	18MHA2065	SFY19 / Open Door Alliance	M	\$385,879	\$335,733	\$0	\$721,612	7/1/2017	6/30/2020	\$2,169,407	\$2,169,407	\$0
Department of Mental Health & Addiction Services	LIFEBRIDGE COMMUNITY SERVICES INC	20MHA2020	Outpatient Program SFY20	M	\$603,153	\$0	\$0	\$603,153	7/1/2019	6/30/2022	\$1,809,459	\$603,153	\$1,206,306
Department of Mental Health & Addiction Services	MARRAKECH DAY SERVICES	19MHA2021	Employment Opportunitites / SFY19	M	\$1,168,900	\$0	\$0	\$1,168,900	7/1/2018	6/30/2021	\$3,498,988	\$2,330,088	\$1,168,900
Department of Mental Health & Addiction Services	MARRAKECH DAY SERVICES	19MHA2066	SFY19 / Work Services	M	\$3,141,972	\$0	\$0	\$3,141,972	7/1/2018	6/30/2021	\$9,405,948	\$6,263,976	\$3,141,972
Department of Mental Health & Addiction Services	MARTIN HOUSE INC	19MHA2089	SFY19 / Recovery for Life	M	\$619,631	\$0	\$0	\$619,631	7/1/2018	6/30/2021	\$1,859,382	\$1,239,751	\$619,631
Department of Mental Health & Addiction Services	MCCALL FOUNDATION INC	16MHA2313	CSC Initiative FY16	M	\$0	\$96,414	\$0	\$96,414	7/1/2015	6/30/2021	\$603,496	\$487,819	\$115,677
Department of Mental Health & Addiction Services	MCCALL FOUNDATION INC	19MHA2169	Carnes Weeks Center, SFY19	M	\$334,577	\$272,587	\$340,548	\$947,712	7/1/2018	6/30/2021	\$2,957,017	\$2,038,472	\$918,545
Department of Mental Health & Addiction Services	MCCALL FOUNDATION INC	19MHA6096	Women's Reach	M	\$0	\$200,010	\$0	\$200,010	1/1/2019	6/30/2023	\$1,131,057	\$251,346	\$879,712
Department of Mental Health & Addiction Services	MCCALL FOUNDATION INC	19MHA6107	SOR - Recovery Coach	E	\$0	\$4,583	\$0	\$4,583	9/1/2019	9/29/2019	\$4,583	\$4,583	\$0
Department of Mental Health & Addiction Services	MCCALL FOUNDATION INC	20MHA6016	SOR Mobile Medication Assisted Treatment (Mobile MAT)	M	\$0	\$125,000	\$0	\$125,000	10/1/2019	9/29/2020	\$175,000	\$125,000	\$50,000
Department of Mental Health & Addiction Services	MCCALL FOUNDATION INC	20MHA6021	Family Support SOR YR2	M	\$0	\$15,000	\$0	\$15,000	9/30/2019	9/30/2020	\$24,000	\$15,000	\$9,000
Department of Mental Health & Addiction Services	MCCALL FOUNDATION INC	20MHA6049	MAT OP RC SOR YR2	M	\$0	\$137,000	\$0	\$137,000	9/30/2019	9/29/2020	\$177,000	\$137,000	\$40,000
Department of Mental Health & Addiction Services	MCCALL FOUNDATION INC	20MHA6057	SOR - Mobile Employment Services SOR - Mobile Employment Services	M	\$0	\$76,500	\$0	\$76,500	9/30/2019	9/29/2020	\$101,500	\$76,500	\$25,000
Department of Mental Health & Addiction Services	MENTAL HEALTH CONNECTICUT INC	18MHA2022	Bridgeport Residential Support SFY18	M	\$4,166,666	\$157,640	\$0	\$4,324,306	7/1/2017	6/30/2020	\$11,726,668	\$11,726,668	\$0
Department of Mental Health & Addiction Services	MENTAL HEALTH CONNECTICUT INC	19MHA2139	Adult Vocational Services / SFY2019	M	\$501,613	\$0	\$0	\$501,613	7/1/2018	6/30/2021	\$1,520,081	\$999,851	\$520,230
Department of Mental Health & Addiction Services	MENTAL HEALTH CONNECTICUT INC	20MHA2170	FY20 Independence Center	M	\$5,955,909	\$0	\$0	\$5,955,909	7/1/2019	6/30/2022	\$17,860,925	\$5,955,909	\$11,905,016
Department of Mental Health & Addiction Services	MERCY HOUSING & SHELTER CORPORATION	19MHA2140	The Residence / SFY2019	M	\$1,802,625	\$591,335	\$0	\$2,393,960	7/1/2018	6/30/2021	\$7,171,769	\$4,772,967	\$2,398,802
Department of Mental Health & Addiction Services	MERCY HOUSING & SHELTER CORPORATION	19MHA2141	DOH Supportive Housing Middletown (FFS) / SFY19	M	\$0	\$24,425	\$0	\$24,425	7/1/2018	6/30/2021	\$73,533	\$46,366	\$27,167
Department of Mental Health & Addiction Services	MID FAIRFIELD AIDS PROJECT INC	20MHA2181	ODFC SFY20	M	\$0	\$52,599	\$0	\$52,599	7/1/2019	6/30/2020	\$52,599	\$52,599	\$0
Department of Mental Health & Addiction Services	MIDDLESEX HOSPITAL	17MHA6019AA	Physician/APRN Services- SFY17	M	\$85,440	\$0	\$0	\$85,440	7/1/2016	12/31/2019	\$1,248,692	\$516,884	\$731,807
Department of Mental Health & Addiction Services	MIDDLESEX HOSPITAL	18MHA2067	SFY18 / Case Management	M	\$143,119	\$0	\$0	\$143,119	7/1/2017	6/30/2020	\$427,052	\$427,052	\$0
Department of Mental Health & Addiction Services	MIDWESTERN CONNECTICUT COUNCIL OF	16MHA2302	Better Choice Outpatient FY16	M	\$0	\$0	\$143,026	\$143,026	10/1/2015	6/30/2020	\$1,150,698	\$1,150,698	\$0
Department of Mental Health & Addiction Services	MIDWESTERN CONNECTICUT COUNCIL OF	16MHA2314	CSC Initiative FY16	M	\$0	\$96,423	\$0	\$96,423	7/1/2015	6/30/2020	\$487,837	\$487,837	\$0
Department of Mental Health & Addiction Services	MIDWESTERN CONNECTICUT COUNCIL OF	18MHA2060	Pre-Trial DUI Alcohol Ed\FY2018	M	\$69,390	\$0	\$428,822	\$498,212	1/1/2018	6/30/2021	\$1,822,559	\$1,038,626	\$783,933
Department of Mental Health & Addiction Services	MIDWESTERN CONNECTICUT COUNCIL OF	18MHA2171	FY18/ Latino Outreach	M	\$698,967	\$646,223	\$0	\$1,345,190	7/1/2017	6/30/2020	\$4,078,767	\$4,078,767	\$0
Department of Mental Health & Addiction Services	MIDWESTERN CONNECTICUT COUNCIL OF	19MHA6122	SOR - Treatment Pathways Programs - Torrington	E	\$0	\$16,667	\$0	\$16,667	8/1/2019	10/15/2019	\$16,667	\$16,667	\$0
Department of Mental Health & Addiction Services	MIDWESTERN CONNECTICUT COUNCIL OF	19MHA6127	SOR - Treatment Pathways Programs - Waterbury	E	\$0	\$16,667	\$0	\$16,667	8/1/2019	10/15/2019	\$16,667	\$16,667	\$0
Department of Mental Health & Addiction Services	MIDWESTERN CONNECTICUT COUNCIL OF	20MHA6062	SOR - Treatment Pathways Program Waterbury	M	\$0	\$71,500	\$0	\$71,500	9/30/2019	9/29/2020	\$101,500	\$71,500	\$30,000
Department of Mental Health & Addiction Services	MIDWESTERN CONNECTICUT COUNCIL OF	20MHA6063	SOR - Treatment Pathways Program Torrington	M	\$0	\$71,500	\$0	\$71,500	9/30/2019	9/29/2020	\$101,500	\$71,500	\$30,000
Department of Mental Health & Addiction Services	MULTILINGUAL REHABILITATION & ASSESSMENT	18MHA6035	CMHC Multilingual Assessment	M	\$21,800	\$0	\$0	\$21,800	7/1/2017	6/30/2023	\$247,050	\$63,188	\$183,863
Department of Mental Health & Addiction Services	MY PEOPLE CLINICAL SERVICES LLC	19MHA2142	Bridgeway House / SFY2019	M	\$1,808,993	\$0	\$0	\$1,808,993	7/1/2018	6/30/2021	\$5,415,074	\$3,606,081	\$1,808,993
Department of Mental Health & Addiction Services	MY SISTERS PLACE INC	18MHA2143	SFY18 / Mary Seymour Place	M	\$1,718,191	\$12,349	\$52,500	\$1,783,040	7/1/2017	6/30/2020	\$5,352,102	\$5,352,102	\$0
Department of Mental Health & Addiction Services	NAMI OF CONNECTICUT INC	18MHA2144	FY18\Family Support	M	\$218,122	\$67,576	\$0	\$285,698	7/1/2017	6/30/2020	\$853,736	\$853,736	\$0



Agency	Supplier Name	Contract ID #	Contract Description	Competitive	Payments				Term				
					General Fund	Federal Fund	Other Fund	Total FY2020	Contract Begin Date	Contract Expire Date	Cumulative Contract Total Amount	Cumulative Contract Payments	Cumulative Contract Balance Remaining
Department of Mental Health & Addiction Services	NAMI OF CONNECTICUT INC	18MHA6064	Opioid Education and Family Support Services	E	\$0	\$8,000	\$0	\$8,000	5/1/2018	4/30/2019	\$16,000	\$16,000	\$0
Department of Mental Health & Addiction Services	NAMI OF CONNECTICUT INC	19MHA6100	SOR - Family Support Group	E	\$0	\$6,667	\$0	\$6,667	5/1/2019	9/29/2019	\$6,667	\$6,667	\$0
Department of Mental Health & Addiction Services	NAMI OF CONNECTICUT INC	20MHA6020	SOR - Family Support	M	\$0	\$15,000	\$0	\$15,000	9/30/2019	9/29/2020	\$24,000	\$15,000	\$9,000
Department of Mental Health & Addiction Services	NATCHAUG HOSPITAL INC	20MHA2090	FY20 Intermediate Care	M	\$232,366	\$0	\$0	\$232,366	7/1/2019	6/30/2022	\$697,098	\$232,366	\$464,732
Department of Mental Health & Addiction Services	NATCHAUG HOSPITAL INC	20MHA2091	23 Hour Observation (FFS), FY20	M	\$202,870	\$0	\$0	\$202,870	7/1/2019	6/30/2022	\$2,377,620	\$202,870	\$2,174,750
Department of Mental Health & Addiction Services	NEW DAY HOME CARE INC	19MHA6025	New Day - Companionship	M	\$3,895	\$0	\$0	\$3,895	7/1/2018	6/30/2019	\$49,380	\$42,999	\$6,381
Department of Mental Health & Addiction Services	NEW DAY HOME CARE INC	20MHA6046	Supportive Services	M	\$11,929	\$0	\$0	\$11,929	1/1/2020	9/1/2020	\$24,690	\$11,929	\$12,761
Department of Mental Health & Addiction Services	NEW LONDON HOMELESS HOSPITALITY	18MHA2092	FY18 FUSE	M	\$128,449	\$33,538	\$0	\$161,987	7/1/2017	6/30/2020	\$493,962	\$493,962	\$0
Department of Mental Health & Addiction Services	NEW REACH INC	19MHA2068	SFY19 / Pilots Program	M	\$834,498	\$148,337	\$0	\$982,835	7/1/2018	6/30/2021	\$3,121,259	\$1,924,991	\$1,196,268
Department of Mental Health & Addiction Services	NEWTOWN YOUTH AND FAMILY SERVICES INC	16MHA2305	CSC Initiative FY16	E	\$0	\$96,361	\$0	\$96,361	7/1/2015	6/30/2021	\$603,337	\$487,713	\$115,624
Department of Mental Health & Addiction Services	NORTHWEST CHARITIES INC	20MHA6002	To provide highly specialized treatment for young adults who are diagnosed with high risk sexual acting out behaviors.	M	\$258,225	\$0	\$0	\$258,225	7/1/2019	6/30/2022	\$903,375	\$258,225	\$645,150
Department of Mental Health & Addiction Services	OP HOPE OF FAIRFIELD INC	19MHA2024	Next Steps - Pilots / SFY19	M	\$696,332	\$0	\$0	\$696,332	7/1/2018	6/30/2021	\$2,083,593	\$1,387,261	\$696,332
Department of Mental Health & Addiction Services	OPTIMUS HEALTH CARE INC	19MHA1075POS01	PIC-CT_SFY19	M	\$0	\$453,437	\$0	\$453,437	9/30/2018	9/29/2020	\$900,000	\$453,437	\$446,563
Department of Mental Health & Addiction Services	OPTIMUS HEALTH CARE INC	20MHA2025	Project Nueva Vida SFY20	M	\$164,209	\$0	\$0	\$164,209	7/1/2019	6/30/2022	\$492,627	\$164,209	\$328,418
Department of Mental Health & Addiction Services	PACIFIC HOUSE INC	19MHA2032	Pacific House / SFY19	M	\$313,878	\$80,460	\$0	\$394,338	7/1/2018	6/30/2021	\$1,101,703	\$787,825	\$313,878
Department of Mental Health & Addiction Services	PATHWAYS INC	20MHA2026	Davis Supervised Apartments SFY20	M	\$831,376	\$0	\$0	\$831,376	7/1/2019	6/30/2022	\$2,531,558	\$831,376	\$1,700,182
Department of Mental Health & Addiction Services	PERCEPTION PROGRAMS INC	20MHA2094	FY20 / CM Latino Outreach (SA)	M	\$426,137	\$361,716	\$329,280	\$1,117,133	7/1/2019	6/30/2022	\$3,351,399	\$1,117,133	\$2,234,266
Department of Mental Health & Addiction Services	POSITIVE DIRECTIONS	16MHA2311	CSC Initiative SFY16	M	\$0	\$96,246	\$0	\$96,246	1/1/2016	6/30/2021	\$552,992	\$437,483	\$115,509
Department of Mental Health & Addiction Services	POSITIVE DIRECTIONS	20MHA2027	Substance Abuse Outpatient SFY20	M	\$57,966	\$0	\$0	\$57,966	7/1/2019	6/30/2022	\$173,898	\$57,966	\$115,932
Department of Mental Health & Addiction Services	PRIME TIME HOUSE	18MHA2173	Social Rehab-Torrington FY18	M	\$875,977	\$0	\$0	\$875,977	7/1/2017	6/30/2020	\$2,615,462	\$2,615,462	\$0
Department of Mental Health & Addiction Services	PROSPECT WATERBURY INC	18MHA2177	FY18 Crisis Services	M	\$1,389,224	\$249,673	\$0	\$1,638,897	7/1/2017	6/30/2020	\$4,915,532	\$4,915,532	\$0
Department of Mental Health & Addiction Services	RECOVERY NETWORK OF PROGRAMS INC	19MHA2028	HIV/AIDS / SFY19	M	\$2,880,134	\$532,587	\$0	\$3,412,721	7/1/2018	6/30/2021	\$10,231,633	\$6,803,355	\$3,428,278
Department of Mental Health & Addiction Services	RECOVERY NETWORK OF PROGRAMS INC	20MHA6043	SOR - Recovery Coach in Methadone Clinic	M	\$0	\$72,000	\$0	\$72,000	9/30/2019	9/29/2020	\$122,000	\$72,000	\$50,000
Department of Mental Health & Addiction Services	RECOVERY NETWORK OF PROGRAMS INC	20MHA6083	How Can We Help	M	\$0	\$50,000	\$0	\$50,000	3/1/2020	9/29/2020	\$75,000	\$50,000	\$25,000
Department of Mental Health & Addiction Services	RELIANCE HEALTH INC	18MHA2095	Bridge & Residential FY18	M	\$10,480,905	\$69,500	\$0	\$10,550,405	7/1/2017	6/30/2020	\$31,385,331	\$31,385,331	\$0
Department of Mental Health & Addiction Services	RELIANCE HEALTH INC	20MHA6011	SOR - How Can We Help	M	\$0	\$24,000	\$0	\$24,000	9/1/2019	8/31/2020	\$24,000	\$24,000	\$0
Department of Mental Health & Addiction Services	RUSHFORD CENTER INC	16MHA2309	Prevention-CSC FY2016	M	\$0	\$96,350	\$0	\$96,350	7/1/2015	6/30/2021	\$603,304	\$487,691	\$115,613
Department of Mental Health & Addiction Services	RUSHFORD CENTER INC	18MHA2070	SFY18 / Career Development Services	M	\$8,746,673	\$759,424	\$0	\$9,506,097	7/1/2017	6/30/2020	\$28,426,361	\$28,426,361	\$0
Department of Mental Health & Addiction Services	RUSHFORD CENTER INC	18MHA2071	FY18 Shelter Plus Care	M	\$0	\$33,486	\$0	\$33,486	7/1/2017	6/30/2020	\$123,000	\$102,040	\$20,960
Department of Mental Health & Addiction Services	SAFE FUTURES INC	18MHA2096	Next Step Scattered Sites FY18	M	\$63,150	\$0	\$0	\$63,150	7/1/2017	6/30/2020	\$188,558	\$188,558	\$0
Department of Mental Health & Addiction Services	SECURE CARE OPTIONS LLC	19MHA6064	SFY 19 19MHA6064	M	\$578,225	\$51,337	\$599,053	\$1,228,615	7/1/2018	6/30/2021	\$3,419,123	\$2,272,902	\$1,146,221
Department of Mental Health & Addiction Services	SOUND COMMUNITY SERVICES INC	19MHA2097	SFY19 / Behavioral Health Home	M	\$8,198,962	\$167,674	\$0	\$8,366,636	7/1/2018	6/30/2021	\$25,015,895	\$16,662,076	\$8,353,819
Department of Mental Health & Addiction Services	SOUND COMMUNITY SERVICES INC	19MHA6101	SOR - Fam Ed	E	\$0	\$2,667	\$0	\$2,667	5/1/2019	9/29/2019	\$6,667	\$6,667	\$0
Department of Mental Health & Addiction Services	SOUND COMMUNITY SERVICES INC	20MHA6019	SOR - Opioid Education and Family Support (OEF5)	M	\$0	\$24,000	\$0	\$24,000	9/30/2019	9/29/2020	\$24,000	\$24,000	\$0
Department of Mental Health & Addiction Services	SPURWINK	19MHA6059	Client Services	M	\$210,706	\$0	\$0	\$210,706	7/1/2018	3/20/2020	\$713,358	\$596,278	\$117,080
Department of Mental Health & Addiction Services	ST MARY'S HOSPITAL CORP	20MHA2174	FY20 Outpatient Clinical	M	\$52,741	\$0	\$0	\$52,741	7/1/2019	6/30/2022	\$474,669	\$52,741	\$421,928
Department of Mental Health & Addiction Services	ST VINCENT DEPAUL PL MIDDLETOWN	20MHA2073	SFY20 / Liberty Commons	M	\$337,671	\$32,471	\$0	\$370,142	7/1/2019	6/30/2022	\$1,110,426	\$370,142	\$740,284
Department of Mental Health & Addiction Services	ST VINCENT'S MEDICAL CENTER	20MHA2035	Housing Supports SFY20	M	\$1,358,011	\$0	\$0	\$1,358,011	7/1/2019	6/30/2020	\$1,367,011	\$1,358,011	\$9,000
Department of Mental Health & Addiction Services	SUPPORTIVE ENVIRO LIVING FACILITY INC	20MHA2175	Geriatric Supervised Apartments FY20	M	\$1,395,593	\$0	\$0	\$1,395,593	7/1/2019	6/30/2022	\$4,186,779	\$1,395,593	\$2,791,186



Agency	Supplier Name	Contract ID #	Contract Description	Competitive	Payments				Term				
					General Fund	Federal Fund	Other Fund	Total FY2020	Contract Begin Date	Contract Expire Date	Cumulative Contract Total Amount	Cumulative Contract Payments	Cumulative Contract Balance Remaining
Department of Mental Health & Addiction Services	THAMES RIVER COMMUNITY SERVICE INC	18MHA2100	Thames River Supportive Housing FY18	M	\$113,918	\$0	\$0	\$113,918	7/1/2017	6/30/2020	\$340,090	\$340,090	\$0
Department of Mental Health & Addiction Services	THE ACCESS AGENCY INC	19MHA2077	SFY19 / Next Steps Supportive Housing	M	\$38,091	\$0	\$0	\$38,091	7/1/2018	6/30/2021	\$114,022	\$75,931	\$38,091
Department of Mental Health & Addiction Services	THE COMMUNITY FUND OF DARIEN	16MHA2298	Connecticut Strategic Prevention Framework Coalitions Initiative SFY16	M	\$0	\$96,100	\$0	\$96,100	7/1/2015	6/30/2021	\$602,554	\$487,191	\$115,363
Department of Mental Health & Addiction Services	THE CONNECTION FUND-LIBERTY INC	19MHA1007	Continuum of Care	M	\$0	\$194,951	\$0	\$194,951	7/1/2018	6/30/2021	\$545,760	\$332,140	\$213,620
Department of Mental Health & Addiction Services	THE CONNECTION INC	16MHA2307	BETTOR CHOICE - AS-Gambling Outpatient SFY16.	M	\$0	\$0	\$206,350	\$206,350	10/1/2015	6/30/2020	\$1,809,082	\$1,809,082	\$0
Department of Mental Health & Addiction Services	THE CONNECTION INC	18MHA2030	Pre-Trial DUI Alcohol Ed. (FFS)	M	\$40,322	\$0	\$223,396	\$263,718	1/1/2018	6/30/2021	\$1,228,000	\$710,300	\$517,700
Department of Mental Health & Addiction Services	THE CONNECTION INC	19MHA6093	Women's Reach	M	\$0	\$148,673	\$0	\$148,673	1/1/2019	6/30/2023	\$1,131,057	\$251,346	\$879,711
Department of Mental Health & Addiction Services	THE CONNECTION INC	20MHA2049	SFY20 / Cornerstone	M	\$6,339,658	\$1,413,307	\$0	\$7,752,965	7/1/2019	6/30/2022	\$23,678,231	\$7,752,965	\$15,925,266
Department of Mental Health & Addiction Services	THE CONNECTION INC	20MHA2186	Bettor Choice. SFY20	M	\$0	\$0	\$130,505	\$130,505	1/1/2020	6/30/2020	\$130,505	\$130,505	\$0
Department of Mental Health & Addiction Services	THE CONNECTION INC	20MHA6017	SOR - Medication Assisted Treatment (MAT)	M	\$0	\$60,000	\$0	\$60,000	10/1/2019	9/29/2020	\$60,000	\$60,000	\$0
Department of Mental Health & Addiction Services	THE CONSULTATION CENTER INC	15MHA2310AA	Prevention - CSC FY2016	M	\$0	\$96,415	\$0	\$96,415	7/1/2015	6/30/2021	\$603,499	\$487,821	\$115,678
Department of Mental Health & Addiction Services	THE CONSULTATION CENTER INC	20MHA2051	Riverside Education Academy\FY20	M	\$157,009	\$0	\$0	\$157,009	7/1/2019	6/30/2022	\$471,027	\$157,009	\$314,018
Department of Mental Health & Addiction Services	THE HARTFORD DISPENSARY INC	20MHA2130	Case Management, FY20	M	\$168,781	\$229,438	\$0	\$398,219	7/1/2019	6/30/2022	\$1,193,105	\$398,219	\$794,886
Department of Mental Health & Addiction Services	THE KENNEDY CENTER INC	18MHA2168	Employment Services FY18	M	\$251,245	\$0	\$0	\$251,245	7/1/2017	6/30/2020	\$744,232	\$744,232	\$0
Department of Mental Health & Addiction Services	THE KENNEDY CENTER INC	19MHA2016	Work Services / SFY19	M	\$414,313	\$26,690	\$0	\$441,003	7/1/2018	6/30/2021	\$1,323,009	\$882,006	\$441,003
Department of Mental Health & Addiction Services	THE NORWALK HOSPITAL ASSOCIATION	20MHA2023	Psychiatric Outpatient Clinical SFY20	M	\$1,511,397	\$0	\$0	\$1,511,397	7/1/2019	6/30/2022	\$4,534,191	\$1,511,397	\$3,022,794
Department of Mental Health & Addiction Services	THE OPEN DOOR SHELTER INC	19MHA2184POS01	Supportive Housing Case Management	M	\$0	\$31,100	\$0	\$31,100	7/1/2018	6/30/2021	\$93,300	\$62,200	\$31,100
Department of Mental Health & Addiction Services	THE SOUTHEASTERN COUNCIL ON ALCOHOLISM	18MHA2053	Pre-Trial DUI Alcohol Ed. (FFS)	M	\$18,552	\$0	\$178,653	\$197,205	1/1/2018	6/30/2021	\$1,069,160	\$442,970	\$626,190
Department of Mental Health & Addiction Services	THE SOUTHEASTERN COUNCIL ON ALCOHOLISM	19MHA2098	SFY19 / Post Release Transitional CM	M	\$1,138,646	\$388,212	\$468,352	\$1,995,210	7/1/2018	6/30/2021	\$6,004,674	\$4,083,464	\$1,921,210
Department of Mental Health & Addiction Services	THE SOUTHEASTERN COUNCIL ON ALCOHOLISM	19MHA6084	SOR CBEMAT	M	\$0	\$60,000	\$0	\$60,000	9/30/2018	9/29/2019	\$220,000	\$220,000	\$0
Department of Mental Health & Addiction Services	THE SOUTHEASTERN COUNCIL ON ALCOHOLISM	19MHA6120	Treatment Pathways Program	E	\$0	\$16,667	\$0	\$16,667	8/1/2019	12/1/2019	\$16,667	\$16,667	\$0
Department of Mental Health & Addiction Services	THE SOUTHEASTERN COUNCIL ON ALCOHOLISM	20MHA6038	SOR - Enhanced Medication Assisted Treatment (E-MAT)	M	\$0	\$222,000	\$0	\$222,000	9/30/2019	9/29/2020	\$222,000	\$222,000	\$0
Department of Mental Health & Addiction Services	THE SOUTHEASTERN COUNCIL ON ALCOHOLISM	20MHA6064	SOR - Treatment Pathways Program - New London	M	\$0	\$126,485	\$0	\$126,485	9/30/2019	9/29/2020	\$126,485	\$126,485	\$0
Department of Mental Health & Addiction Services	THE ST VINCENT DEPAUL MISSION OF THE VILLAGE FOR FAMILIES & CHILDREN INC	19MHA2176	Casa de Rosa, SFY19	M	\$1,064,507	\$0	\$0	\$1,064,507	7/1/2018	6/30/2021	\$3,206,036	\$2,122,231	\$1,083,805
Department of Mental Health & Addiction Services	THE VILLAGE FOR FAMILIES & CHILDREN INC	19MHA6095	Women's Reach	M	\$0	\$148,643	\$0	\$148,643	1/1/2019	6/30/2023	\$1,131,057	\$251,346	\$879,711
Department of Mental Health & Addiction Services	THE VILLAGE FOR FAMILIES & CHILDREN INC	19MHA6115	Enhanced Medication Assisted Addiction Services	M	\$0	\$91,667	\$0	\$91,667	5/1/2019	9/29/2019	\$91,667	\$91,667	\$0
Department of Mental Health & Addiction Services	THE VILLAGE FOR FAMILIES & CHILDREN INC	20MHA6035	SOR - Enhanced Medication Assisted Treatment	M	\$0	\$162,000	\$0	\$162,000	9/30/2019	9/29/2020	\$222,000	\$162,000	\$60,000
Department of Mental Health & Addiction Services	TOTAL RENAL CARE OF NEW YORK INC	17MHA6001	Hemodialysis Therapy	M	\$211,215	\$0	\$0	\$211,215	7/1/2016	6/30/2023	\$4,704,959	\$672,237	\$4,032,722
Department of Mental Health & Addiction Services	TOWN OF CLINTON	16MHA2306	Connecticut Strategic Prevention Framework Coalitions (CSC) Initiative -SFY16	M	\$0	\$96,207	\$0	\$96,207	7/1/2015	6/30/2020	\$487,405	\$487,405	\$0
Department of Mental Health & Addiction Services	TOWN OF STAFFORD	19MHA2148	Stafford Family Services / SFY2019	E	\$56,186	\$20,349	\$0	\$76,535	7/1/2018	6/30/2021	\$229,098	\$152,563	\$76,535
Department of Mental Health & Addiction Services	TRIANGLE COMMUNITY CENTER INC	19MHA2182	Triangle Access Center / SFY19	M	\$39,924	\$0	\$0	\$39,924	7/1/2018	6/30/2021	\$119,537	\$79,613	\$39,924
Department of Mental Health & Addiction Services	TRICIRCLE INC	19MHA6110	SOR Grant	E	\$0	\$7,000	\$0	\$7,000	4/1/2019	9/29/2019	\$19,500	\$19,500	\$0
Department of Mental Health & Addiction Services	TRICIRCLE INC	20MHA6024	SOR - Opioid Education and Family Support	M	\$0	\$24,000	\$0	\$24,000	9/30/2019	9/29/2020	\$24,000	\$24,000	\$0
Department of Mental Health & Addiction Services	TRICIRCLE INC	20MHA6072	SOR - Opioid Education and Family Support for Bereavement (OEFBS) - Enfield	M	\$0	\$24,000	\$0	\$24,000	9/30/2019	9/29/2020	\$24,000	\$24,000	\$0
Department of Mental Health & Addiction Services	TVCCA INC	20MHA2101	SFY20 / Next Step	M	\$138,246	\$0	\$0	\$138,246	7/1/2019	6/30/2022	\$414,738	\$138,246	\$276,492
Department of Mental Health & Addiction Services	UNITED COMMUNITY & FAMILY SERVICES INC	16MHA2303	Bettor Choice FY16	M	\$0	\$0	\$129,979	\$129,979	10/1/2015	6/30/2020	\$1,117,885	\$1,117,885	\$0
Department of Mental Health & Addiction Services	UNITED COMMUNITY & FAMILY SERVICES INC	20MHA2190	Bettor Choice. SFY20	M	\$0	\$0	\$130,505	\$130,505	1/1/2020	6/30/2023	\$783,028	\$130,505	\$652,523
Department of Mental Health & Addiction Services	UNITED SERVICES INC	18MHA2102	FY18 Addiction Recovery-WAC & DAC	M	\$8,497,296	\$903,193	\$0	\$9,400,489	7/1/2017	6/30/2020	\$27,811,049	\$27,811,049	\$0
Department of Mental Health & Addiction Services	UNITED SERVICES INC	18MHA2103	Shelter Outreach (FFS), FY2018	M	\$0	\$14,175	\$0	\$14,175	7/1/2017	6/30/2020	\$101,391	\$37,976	\$63,415



Agency	Supplier Name	Contract ID #	Contract Description	Competitive	Payments				Term				
					General Fund	Federal Fund	Other Fund	Total FY20	Contract Begin Date	Contract Expire Date	Cumulative Contract Total Amount	Cumulative Contract Payments	Cumulative Contract Balance Remaining
Department of Mental Health & Addiction Services	UNITED SERVICES INC	20MHA6037	SOR Enhanced Medication Assisted Treatment	M	\$0	\$102,000	\$0	\$102,000	9/30/2019	9/29/2020	\$222,000	\$102,000	\$120,000
Department of Mental Health & Addiction Services	UNITED SERVICES INC	20MHA6055	SOR - Mobile Employment Services (MES)	M	\$0	\$51,500	\$0	\$51,500	9/30/2019	9/29/2020	\$101,500	\$51,500	\$50,000
Department of Mental Health & Addiction Services	VINFEN CORPORATION OF CONNECTICUT INC	19MHA2149	Freedom House / SFY2019	M	\$3,221,547	\$0	\$0	\$3,221,547	7/1/2018	6/30/2021	\$9,643,451	\$6,421,904	\$3,221,547
Department of Mental Health & Addiction Services	VINFEN CORPORATION OF CONNECTICUT INC	19MHA2150	YAS (FFS), SFY19	M	\$219,241	\$0	\$0	\$219,241	7/1/2018	6/30/2021	\$669,386	\$415,420	\$253,966
Department of Mental Health & Addiction Services	VISTA LIFE INNOVATIONS INC	18MHA6015	YAS Residential Services	M	\$136,453	\$0	\$7,618	\$144,071	7/1/2017	6/30/2023	\$2,705,472	\$475,692	\$2,229,780
Department of Mental Health & Addiction Services	WALDEN PSYCHIATRIC ASSOCIATES LLC	19MHA6061	Client Eating Disorder Consult and Treatment	M	\$190	\$0	\$0	\$190	7/1/2018	6/30/2019	\$25,000	\$1,940	\$23,060
Department of Mental Health & Addiction Services	WELLMORE INC	18MHA2178	FY18 Transitional Case Management	M	\$1,366,678	\$1,144,810	\$85,155	\$2,596,643	7/1/2017	6/30/2020	\$7,635,706	\$7,635,706	\$0
Department of Mental Health & Addiction Services	WELLMORE INC	19MHA1076POS01	PIC-CT SFY19	M	\$0	\$788,056	\$0	\$788,056	9/30/2018	9/29/2020	\$1,882,756	\$1,238,056	\$644,700
Department of Mental Health & Addiction Services	WHEELER CLINIC INC	16MHA2301AA	Bettor Choice Problem Gambling SFY16	M	\$0	\$0	\$227,630	\$227,630	10/1/2015	6/30/2020	\$967,262	\$967,262	\$0
Department of Mental Health & Addiction Services	WHEELER CLINIC INC	18MHA2086	Pre-Trial DUI Alcohol Ed.(FFS)	M	\$81,362	\$0	\$335,946	\$417,308	1/1/2018	6/30/2021	\$1,705,578	\$977,487	\$728,091
Department of Mental Health & Addiction Services	WHEELER CLINIC INC	19MHA6106	SOR - Recovery Coach	E	\$0	\$4,583	\$0	\$4,583	9/1/2019	9/29/2019	\$4,583	\$4,583	\$0
Department of Mental Health & Addiction Services	WHEELER CLINIC INC	20MHA2151	FASD, FY20	M	\$713,202	\$397,918	\$0	\$1,111,120	7/1/2019	6/30/2022	\$3,275,026	\$1,111,120	\$2,163,906
Department of Mental Health & Addiction Services	WHEELER CLINIC INC	20MHA2183	Access Line\FY20	M	\$565,785	\$82,500	\$0	\$648,285	7/1/2019	6/30/2022	\$1,807,355	\$648,285	\$1,159,070
Department of Mental Health & Addiction Services	WHEELER CLINIC INC	20MHA2185	Outpatient Clinical	M	\$138,445	\$0	\$0	\$138,445	8/15/2019	6/30/2022	\$454,891	\$138,445	\$316,446
Department of Mental Health & Addiction Services	WHEELER CLINIC INC	20MHA6050	SOR Medication Assisted Treatment Outpatient combined with Recovery Coach	M	\$0	\$137,000	\$0	\$137,000	9/30/2019	9/29/2020	\$177,000	\$137,000	\$40,000
Department of Mental Health & Addiction Services	WILLIAM W BACKUS HOSPITAL	19MHA2104	SFY19 / Center for Mental Health	M	\$195,713	\$0	\$0	\$195,713	7/1/2018	6/30/2021	\$584,445	\$388,732	\$195,713
Department of Mental Health & Addiction Services	WINDHAM REGIONAL COMMUNITY COUNCIL INC	18MHA2106	New Foundations FY18	M	\$0	\$70,592	\$0	\$70,592	7/1/2017	6/30/2020	\$254,086	\$254,086	\$0
Department of Mental Health & Addiction Services	WINDHAM REGIONAL COMMUNITY COUNCIL INC	18MHA2107	FY18 / New Foundations (FFS)	M	\$0	\$11,388	\$0	\$11,388	7/1/2017	6/30/2020	\$36,288	\$31,114	\$5,174
Department of Mental Health & Addiction Services	YALE NEW HAVEN HOSPITAL	17MHA6005	Management of Yale Pharmacy FY 18	M	\$919,339	\$0	\$0	\$919,339	7/1/2017	6/30/2022	\$4,567,495	\$2,477,983	\$2,089,512
Department of Mental Health & Addiction Services	YALE NEW HAVEN HOSPITAL	18MHA2075	SFY18 / Adult Outpatient Psychiatric Services	M	\$320,098	\$107,231	\$0	\$427,329	7/1/2017	6/30/2020	\$1,278,074	\$1,278,074	\$0
Department of Mental Health & Addiction Services	YALE NEW HAVEN HOSPITAL	20MHA6075	ECT Therapy	M	\$39,483	\$0	\$0	\$39,483	7/1/2019	6/30/2021	\$40,000	\$39,483	\$517
Department of Mental Health & Addiction Services	YALE UNIVERSITY	18MHA2074	SFY2018 / Outpatient Services	M	\$545,819	\$0	\$132,000	\$677,819	7/1/2017	6/30/2020	\$2,024,692	\$2,024,692	\$0
Department of Mental Health & Addiction Services	YALE UNIVERSITY	18MHA6019	STR Grant	M	\$0	\$25,000	\$0	\$25,000	7/1/2017	8/31/2019	\$425,000	\$425,000	\$0
Department of Mental Health & Addiction Services	YALE UNIVERSITY	19MHA6068	Forensic Inpatient FY20	M	\$21,180,143	\$311,740	\$8,750	\$21,500,633	7/1/2019	6/30/2022	\$62,531,499	\$21,500,633	\$41,030,866
Department of Mental Health & Addiction Services	YALE UNIVERSITY	19MHA6117	PRIME Clinic, CHR-P	M	\$0	\$700,000	\$0	\$700,000	10/1/2018	9/29/2022	\$1,550,000	\$700,000	\$850,000
Department of Mental Health & Addiction Services	YALE UNIVERSITY	19MHA6121	Latino Citizenship	M	\$0	\$24,827	\$0	\$24,827	5/1/2019	11/15/2019	\$24,827	\$24,827	\$0
Department of Mental Health & Addiction Services	YALE UNIVERSITY	20MHA6066	SOR Latino Citizenship Model	M	\$0	\$155,332	\$0	\$155,332	9/30/2019	9/29/2020	\$205,332	\$155,332	\$50,000
Department of Mental Health & Addiction Services	YALE UNIVERSITY	20MHA6067	SOR - Imani Citizenship Model	M	\$0	\$176,161	\$0	\$176,161	9/30/2019	9/29/2020	\$251,161	\$176,161	\$75,000
Department of Mental Health & Addiction Services	YOUTH & FAMILY SERVICES OF HADDAM	15MHA2308AA	Prevention - CSC FY2016	M	\$0	\$96,029	\$0	\$96,029	7/1/2015	6/30/2021	\$602,341	\$487,049	\$115,292
Department of Mental Health & Addiction Services	YOUTH CHALLENGE OF CONNECTICUT	18MHA2009	SFY18 / Youth Challenge Men's Home	M	\$0	\$34,171	\$0	\$34,171	7/1/2017	6/30/2020	\$94,478	\$94,478	\$0
Department of Mental Health & Addiction Services	YOUTH CONTINUUM INC	18MHA2076	SFY18 / Young Adult Access Center	M	\$3,541	\$0	\$206,219	\$209,760	7/1/2017	6/30/2020	\$626,126	\$626,126	\$0
Department of Mental Health & Addiction Services	YWCA HARTFORD REGION INC	20MHA2152	Emergency Shelter, FY20	M	\$57,215	\$0	\$0	\$57,215	7/1/2019	6/30/2022	\$171,645	\$57,215	\$114,430
Total	313				\$273,722,420	\$36,302,156	\$10,504,728	\$320,529,305			\$2,815,609,854	\$688,446,520	\$2,127,163,333
Office of Early Childhood	ABILIS INC	12D50700BT	Birth to Three services	Y	\$833,500	\$236,953	\$0	\$1,070,453	7/1/2012	6/30/2020	\$11,775,940	\$6,203,050	\$5,572,890
Office of Early Childhood	ALL OUR KIN INC	19OECFCC01AOK	Family Child Care Network services	Y	\$0	\$103,000	\$0	\$103,000	7/1/2019	6/30/2021	\$103,000	\$103,000	\$0
Office of Early Childhood	ALLIANCE FOR COMMUNITY EMPOWERMENT INC	18OECDC01ABC	18OECDC01ABC-CDC	N	\$2,400,229	\$0	\$0	\$2,400,229	7/1/2018	6/30/2020	\$4,840,198	\$4,816,306	\$23,892
Office of Early Childhood	AMERICAN SCHOOL FOR THE DEAF	12D50731BT	Birth to Three services	Y	\$133,983	\$9,042	\$0	\$143,025	7/1/2012	6/30/2020	\$4,500,000	\$1,670,991	\$2,829,009
Office of Early Childhood	AW HOLDINGS LLC	12D50701BT	Birth to Three services	Y	\$279,408	\$34,180	\$0	\$313,588	7/1/2012	6/30/2020	\$4,540,000	\$2,284,647	\$2,255,353
Office of Early Childhood	BEACON SERVICES OF CT	12D50702BT	Birth to Three services	Y	\$1,557,550	\$282,452	\$0	\$1,840,002	7/1/2012	6/30/2020	\$17,077,440	\$10,106,526	\$6,970,914
Office of Early Childhood	BRIDGEPORT HOSPITAL FOUNDATION INC	19OECMHV01BHF	BASE Maternal, Infant & Early Childhood Home Visiting Services	N	\$0	\$165,900	\$0	\$165,900	1/1/2019	3/31/2021	\$331,500	\$328,400	\$3,100
Office of Early Childhood	BRIDGEPORT HOSPITAL FOUNDATION INC	20OECMHV01BHF	BASE Maternal, Infant & Early Childhood Home Visiting Services	N	\$0	\$162,500	\$0	\$162,500	1/1/2020	12/31/2020	\$334,750	\$162,500	\$172,250



Agency	Supplier Name	Contract ID #	Contract Description	Competitive	Payments				Term				
					General Fund	Federal Fund	Other Fund	Total FY2020	Contract Begin Date	Contract Expire Date	Cumulative Contract Total Amount	Cumulative Contract Payments	Cumulative Contract Balance Remaining
Office of Early Childhood	BUILDING BRIDGES LLC	12DDS0703BT	Birth to Three services	Y	\$1,518,000	\$175,652	\$0	\$1,693,652	7/1/2012	6/30/2020	\$13,183,500	\$8,402,286	\$4,781,214
Office of Early Childhood	CAPITOL REGION EDUCATION COUNCIL	12DDS0709BT	Birth to Three services	Y	\$592,473	\$464,317	\$0	\$1,056,790	7/1/2012	6/30/2020	\$19,000,000	\$9,125,375	\$9,874,625
Office of Early Childhood	CAPITOL REGION EDUCATION COUNCIL CENTRAL CONNECTICUT COAST YOUNG MEN'S	20OEC2601CRE	COVID-19 Project 26 Fiduciary for programs providing child care for hospital workers during COVID-19	N	\$292,575	\$0	\$0	\$292,575	6/8/2020	7/30/2020	\$550,000	\$292,575	\$257,425
Office of Early Childhood	CHARLOTTE HUNGERFORD HOSPITAL	18OECDC01CCY	18OECDC01CCY-CDC	N	\$458,301	\$0	\$0	\$458,301	7/1/2018	6/30/2020	\$918,446	\$917,523	\$922
Office of Early Childhood	CHARLOTTE HUNGERFORD HOSPITAL	18OECMHV01CHH	Maternal, Infant & Early Childhood Home Visiting Program	N	\$0	\$4,560	\$0	\$4,560	1/1/2018	3/31/2020	\$505,870	\$500,650	\$5,220
Office of Early Childhood	CHARLOTTE HUNGERFORD HOSPITAL	19OECMHV01CHH	BASE Maternal, Infant & Early Childhood Home Visiting Program	N	\$0	\$493,730	\$0	\$493,730	1/1/2019	3/31/2021	\$501,707	\$493,730	\$7,977
Office of Early Childhood	CHARLOTTE HUNGERFORD HOSPITAL CHILD AND FAMILY AGENCY OF SOUTHEASTERN	20OECMHV01CHH	BASE Maternal, Infant & Early Childhood Home Visiting Program	N	\$0	\$245,935	\$0	\$245,935	1/1/2020	12/31/2020	\$506,626	\$245,935	\$260,691
Office of Early Childhood	CHILD GUIDANCE CENTER OF SOUTHERN	18OECDC01CFMR	18OECDC01CFM-CDC	N	\$160,442	\$0	\$0	\$160,442	7/1/2018	6/30/2020	\$320,883	\$320,118	\$765
Office of Early Childhood	CHILD GUIDANCE CLINIC FOR CENTRAL	19OECMV01CGS	BASIC SERVICES - Home Visiting Program	Y	\$185,000	\$0	\$0	\$185,000	7/1/2019	12/31/2020	\$560,550	\$185,000	\$375,550
Office of Early Childhood	CHILD GUIDANCE CLINIC FOR CENTRAL	18OECMHV01CGM	Maternal, Infant & Early Childhood Home Visiting Program	N	\$0	\$1,645	\$0	\$1,645	1/1/2018	4/30/2020	\$505,870	\$495,365	\$10,505
Office of Early Childhood	CHILD GUIDANCE CLINIC FOR CENTRAL	19OECMHV01CGM	BASE Maternal, Infant & Early Childhood Home Visiting Program	N	\$0	\$251,350	\$0	\$251,350	1/1/2019	3/31/2021	\$501,707	\$497,285	\$4,422
Office of Early Childhood	CHILD GUIDANCE CLINIC FOR CENTRAL	20OECMHV01CGM	BASE Maternal, Infant & Early Childhood Home Visiting Program	N	\$0	\$245,935	\$0	\$245,935	1/1/2020	12/31/2020	\$506,626	\$245,935	\$260,691
Office of Early Childhood	CHILDREN'S THERAPY SERVICES LLC	12DDS0706BT	Birth to Three services	Y	\$438,800	\$166,238	\$0	\$605,038	7/1/2012	6/30/2020	\$8,000,000	\$3,884,329	\$4,115,671
Office of Early Childhood	CITY OF BRIDGEPORT	18OECMHV01BPT	Maternal, Infant and Early Childhood Home Visiting OEC supports for Pregnancy & Parenting teens in the Bridgeport Public Schools	E	\$0	\$1,850	\$0	\$1,850	1/26/2018	3/31/2020	\$335,000	\$333,880	\$1,120
Office of Early Childhood	CITY OF BRIDGEPORT	18OECSP01BPT	BASE Maternal, Infant and Early Childhood Home Visiting Services	E	\$0	\$25,000	\$0	\$25,000	10/1/2018	4/30/2020	\$100,000	\$100,000	\$0
Office of Early Childhood	CITY OF BRIDGEPORT	19OECMHV01BPT	OEC supports for Pregnancy & Parenting teens in the Bridgeport Public Schools	E	\$0	\$329,205	\$0	\$329,205	1/1/2019	3/31/2021	\$331,500	\$329,205	\$2,295
Office of Early Childhood	CITY OF BRIDGEPORT	19OECSP01BPT	BASE Maternal, Infant and Early Childhood Home Visiting Services	E	\$0	\$75,000	\$0	\$75,000	10/1/2019	6/30/2020	\$75,000	\$75,000	\$0
Office of Early Childhood	CITY OF BRISTOL	20OECMHV01BPT	OEC supports for Pregnancy & Parenting teens in the Hartford Public Schools	E	\$0	\$162,500	\$0	\$162,500	1/1/2020	12/31/2020	\$334,750	\$162,500	\$172,250
Office of Early Childhood	CITY OF BRISTOL	18OECDC01BRS	18OECDC01BRS-CDC	E	\$438,070	\$0	\$0	\$438,070	7/1/2018	6/30/2020	\$899,059	\$875,764	\$23,295
Office of Early Childhood	CITY OF HARTFORD	18OECDC01HTD	18OECDC01HTD-CDC	E	\$1,528,060	\$0	\$0	\$1,528,060	7/1/2018	6/30/2020	\$3,393,363	\$3,116,772	\$276,591
Office of Early Childhood	CITY OF HARTFORD	18OECSP01HFD	OEC supports for Pregnancy & Parenting teens in the Hartford Public Schools	E	\$0	\$100,000	\$0	\$100,000	10/1/2018	9/30/2019	\$100,000	\$100,000	\$0
Office of Early Childhood	CITY OF HARTFORD	19OECSP01HFD	OEC supports for Pregnancy & Parenting teens in the Hartford Public Schools	E	\$0	\$75,000	\$0	\$75,000	10/1/2019	6/30/2020	\$75,000	\$75,000	\$0
Office of Early Childhood	CITY OF MILFORD	18OECDC01MIL	18OECDC01MIL-CDC	E	\$457,337	\$0	\$0	\$457,337	7/1/2018	6/30/2020	\$961,425	\$890,099	\$71,326
Office of Early Childhood	CITY OF NEW HAVEN	18OECDC01NHV	18OECDC01NHV-CDC	E	\$1,245,653	\$0	\$0	\$1,245,653	7/1/2018	6/30/2020	\$2,496,426	\$2,492,290	\$4,136
Office of Early Childhood	CITY OF NEW HAVEN	18OECSP01NHV	OEC supports for Pregnancy & Parenting teens in the New Haven School System	E	\$0	\$50,000	\$0	\$50,000	10/1/2018	9/30/2019	\$100,000	\$100,000	\$0
Office of Early Childhood	CITY OF NEW HAVEN	19OECSP01NHV	OEC supports for Pregnancy & Parenting teens in the New Haven School System	E	\$0	\$75,000	\$0	\$75,000	10/1/2019	6/30/2020	\$75,000	\$75,000	\$0
Office of Early Childhood	CITY OF STAMFORD	18OECDC01STM	18OECDC01STM-CDC	E	\$1,967,439	\$0	\$0	\$1,967,439	7/1/2018	6/30/2020	\$3,934,878	\$3,934,878	\$0
Office of Early Childhood	CLIFFORD W BEERS GUIDANCE CLINIC INC	19OECMV01CBI	BASIC SERVICES - Home Visiting Program	Y	\$398,910	\$0	\$0	\$398,910	7/1/2019	12/31/2020	\$603,980	\$398,910	\$205,070
Office of Early Childhood	COMMUNITY HEALTH CENTER INC	18OECMHV01CHC	Maternal, Infant & Early Childhood Home Visiting Services	N	\$0	\$4,255	\$0	\$4,255	1/1/2018	3/31/2020	\$335,000	\$329,255	\$5,745
Office of Early Childhood	COMMUNITY HEALTH CENTER INC	19OECMV01CHC	BASIC SERVICES - Home Visiting Program	Y	\$462,350	\$0	\$0	\$462,350	7/1/2019	12/31/2020	\$795,710	\$462,350	\$333,360
Office of Early Childhood	COMMUNITY HEALTH CENTER INC	19OECMHV01CHC	BASE Maternal, Infant & Early Childhood Home Visiting Program	N	\$0	\$249,298	\$0	\$249,298	1/1/2019	3/31/2021	\$341,250	\$328,110	\$13,140
Office of Early Childhood	COMMUNITY HEALTH CENTER INC	20OECMHV01CHC	BASE Maternal, Infant & Early Childhood Home Visiting Program	N	\$0	\$162,500	\$0	\$162,500	1/1/2020	12/31/2020	\$334,750	\$162,500	\$172,250
Office of Early Childhood	COMMUNITY RENEWAL TEAM INC	18OECDC01CRT	18OECDC01CRT-CDC	N	\$243,128	\$0	\$0	\$243,128	7/1/2018	6/30/2019	\$1,206,933	\$1,020,237	\$186,696
Office of Early Childhood	COMMUNITY RENEWAL TEAM INC	19OECDC01CRT	Child Day Care services	N	\$690,082	\$0	\$0	\$690,082	7/1/2019	6/30/2020	\$1,300,000	\$690,082	\$609,918
Office of Early Childhood	CONNECTICUT ASSOCIATION FOR THE CORNELL SCOTT-HILL HEALTH CORPORATION	19OECFCC01CAE	Family Child Care Network services	Y	\$0	\$149,935	\$0	\$149,935	7/1/2019	6/30/2021	\$149,935	\$149,935	\$0
Office of Early Childhood	CREATIVE INTERVENTIONS LLC	12DDS0708BT	Birth to Three services	Y	\$159,579	\$11,152	\$0	\$170,731	7/1/2012	6/30/2020	\$4,000,000	\$1,881,701	\$2,118,299
Office of Early Childhood	DAY KIMBALL HOSPITAL	19OECMV01DKH	Birth to Three services	Y	\$1,703,396	\$277,021	\$0	\$1,980,417	7/1/2012	6/30/2020	\$16,599,540	\$9,994,939	\$6,604,601
Office of Early Childhood	DAY KIMBALL HOSPITAL	19OECSP01DKH	BASIC SERVICES - Home Visiting Program	Y	\$410,680	\$1,500	\$0	\$412,180	7/1/2019	12/31/2020	\$622,160	\$412,180	\$209,980
Office of Early Childhood	EAST SHORE DISTRICT HEALTH DEPT	18OECMHV01ESD	OEC supports for Pregnancy & Parenting teens Maternal, Infant and Early Childhood home visiting services	E	\$0	\$15,000	\$0	\$15,000	10/1/2019	6/30/2020	\$15,000	\$15,000	\$0
Office of Early Childhood	EAST SHORE DISTRICT HEALTH DEPT	19OECMHV01ESD	BASE Maternal, Infant and Early Childhood home visiting services	N	\$0	\$15,377	\$0	\$15,377	1/1/2018	3/31/2020	\$335,000	\$331,537	\$3,463
Office of Early Childhood	EAST SHORE DISTRICT HEALTH DEPT	20OECMHV01ESD	BASE Maternal, Infant and Early Childhood home visiting services	N	\$0	\$171,397	\$0	\$171,397	1/1/2019	3/31/2021	\$341,250	\$331,867	\$9,383
Office of Early Childhood	EASTCONN	12DDS0711BT	Birth to Three services	Y	\$755,200	\$77,069	\$0	\$832,269	7/1/2012	6/30/2020	\$5,750,000	\$3,432,268	\$2,317,732
Office of Early Childhood	EASTER SEAL REHABILITATION CENTER OF	12DDS0712BT	Birth to Three services	Y	\$433,537	\$30,000	\$0	\$463,537	7/1/2012	6/30/2020	\$9,492,000	\$3,991,401	\$5,500,599



Agency	Supplier Name	Contract ID #	Contract Description	Competitive ₁	Payments				Term				
					General Fund	Federal Fund	Other Fund ₂	Total FY2020 ₃	Contract Begin Date	Contract Expire Date	Cumulative Contract Total Amount ₄	Cumulative Contract Payments ₅	Cumulative Contract Balance Remaining ₆
Office of Early Childhood	EDADVANCE	12DS0713BT	Birth to Three services	Y	\$889,266	\$241,336	\$0	\$1,130,603	7/1/2012	6/30/2020	\$15,202,000	\$8,716,064	\$6,485,936
Office of Early Childhood	EDADVANCE	19OECFCC01ECI	Family Child Care Network services	Y	\$0	\$89,450	\$0	\$89,450	7/1/2019	6/30/2021	\$89,450	\$89,450	\$0
Office of Early Childhood	EDADVANCE	19OECMHV01ECI	BASE Maternal, Infant and Early Childhood Home Visiting program	N	\$0	\$182,685	\$0	\$182,685	1/1/2019	3/31/2021	\$341,250	\$340,310	\$940
Office of Early Childhood	EDADVANCE	20OECMHV01ECI	BASE Maternal, Infant and Early Childhood Home Visiting program	N	\$0	\$162,500	\$0	\$162,500	1/1/2020	12/31/2020	\$334,750	\$162,500	\$172,250
Office of Early Childhood	FAMILY & CHILDRENS AGENCY INC	19OECVPO1FCY	BASIC SERVICES - Home Visiting Program	Y	\$317,350	\$670	\$0	\$318,020	7/1/2019	12/31/2020	\$480,760	\$318,020	\$162,740
Office of Early Childhood	FAMILY & CHILDRENS AGENCY INC	19OECSP01FCY	OEC supports for Pregnancy & Parenting teens	E	\$0	\$15,000	\$0	\$15,000	10/1/2019	6/30/2020	\$15,000	\$15,000	\$0
Office of Early Childhood	FAMILY AND CHILDREN'S AID INC	19OECMHV01FCA	BASE Maternal, Infant & Early Childhood Home Visiting Program	N	\$0	\$251,685	\$0	\$251,685	1/1/2019	3/31/2021	\$501,707	\$497,620	\$4,087
Office of Early Childhood	FAMILY AND CHILDREN'S AID INC	20OECMHV01FCA	BASE Maternal, Infant & Early Childhood Home Visiting Program	N	\$0	\$245,935	\$0	\$245,935	1/1/2020	12/31/2020	\$506,626	\$245,935	\$260,691
Office of Early Childhood	FAMILY CENTERED SERVICES OF CT INC	19OECVPO1FCS	BASIC SERVICES - Home Visiting Program	Y	\$844,000	\$0	\$0	\$844,000	7/1/2019	12/31/2020	\$1,278,660	\$844,000	\$434,660
Office of Early Childhood	FAMILY CENTERS INC	18OECDC01FCG	18OECDC01FCG-CDC	N	\$346,685	\$0	\$0	\$346,685	7/1/2018	6/30/2020	\$693,371	\$693,371	\$0
Office of Early Childhood	FAMILY CENTERS INC	19OECVPO1FCG	BASIC SERVICES - Home Visiting Program	Y	\$399,350	\$960	\$0	\$400,310	7/1/2019	12/31/2020	\$604,990	\$400,310	\$204,680
Office of Early Childhood	FAMILY STRIDES INC	19OECVPO1FSI	BASIC SERVICES - Home Visiting Program	Y	\$333,350	\$0	\$0	\$333,350	7/1/2019	12/31/2020	\$505,000	\$333,350	\$171,650
Office of Early Childhood	FIRST CHOICE HEALTH CENTERS INC	19OECMHV01FCH	BASE Maternal, Infant & Early Childhood Home Visiting Services	N	\$0	\$315,250	\$0	\$315,250	1/1/2019	3/31/2021	\$341,250	\$315,250	\$26,000
Office of Early Childhood	FIRST CHOICE HEALTH CENTERS INC	20OECMHV01FCH	BASE Maternal, Infant & Early Childhood Home Visiting Services	N	\$0	\$162,500	\$0	\$162,500	1/1/2020	12/31/2020	\$334,750	\$162,500	\$172,250
Office of Early Childhood	GENERATIONS FAMILY HEALTH CENTER INC	18OECMHV01GFH	Maternal, Infant & Early Childhood Home Visiting Services	N	\$0	\$295	\$0	\$295	1/1/2018	3/31/2020	\$335,000	\$329,670	\$5,330
Office of Early Childhood	GENERATIONS FAMILY HEALTH CENTER INC	19OECMHV01GFH	BASE Maternal, Infant & Early Childhood Home Visiting Services	N	\$0	\$163,325	\$0	\$163,325	1/1/2019	3/31/2021	\$331,500	\$327,880	\$3,620
Office of Early Childhood	GENERATIONS FAMILY HEALTH CENTER INC	20OECMHV01GFH	BASE Maternal, Infant & Early Childhood Home Visiting Services	N	\$0	\$162,500	\$0	\$162,500	1/1/2020	12/31/2020	\$334,750	\$162,500	\$172,250
Office of Early Childhood	HALL NEIGHBORHOOD HOUSE INC	18OECDC01HNH	18OECDC01HNH-CDC	N	\$908,598	\$0	\$0	\$908,598	7/1/2018	6/30/2020	\$1,933,570	\$1,816,298	\$117,272
Office of Early Childhood	HARC INC	12DS0714BT	Birth to Three services	Y	\$895,260	\$6,500	\$0	\$901,760	7/1/2012	6/30/2020	\$12,758,000	\$7,352,795	\$5,405,205
Office of Early Childhood	HOPE FOR NEW HAVEN INC	19OECFCC01CER	Family Child Care Network services	Y	\$0	\$94,734	\$0	\$94,734	7/1/2019	6/30/2021	\$193,216	\$94,734	\$98,482
Office of Early Childhood	HOSPITAL OF CENTRAL CONNECTICUT	18OECMHV01HCC	Maternal, Infant & Early Childhood Home Visiting Program	N	\$0	\$2,080	\$0	\$2,080	1/1/2018	4/30/2020	\$673,140	\$659,850	\$13,290
Office of Early Childhood	HOSPITAL OF CENTRAL CONNECTICUT	19OECMHV01HCC	BASE Maternal, Infant and Early Childhood Home Visiting program \$633,546	N	\$0	\$642,621	\$0	\$642,621	1/1/2019	3/31/2021	\$685,797	\$642,621	\$43,176
Office of Early Childhood	HOSPITAL OF CENTRAL CONNECTICUT	20OECMHV01HCC	BASE Maternal, Infant and Early Childhood Home Visiting program \$633,546	N	\$0	\$326,570	\$0	\$326,570	1/1/2020	12/31/2020	\$672,734	\$326,570	\$346,164
Office of Early Childhood	HUMAN RESOURCES AGENCY OF	18OECDC01HRA	18OECDC01HRA-CDC	N	\$768,093	\$0	\$0	\$768,093	7/1/2018	6/30/2020	\$1,703,590	\$1,536,640	\$166,949
Office of Early Childhood	INTERCOMMUNITY INC	18OECMHV01ICI	Maternal, Infant & Early Childhood Home Visiting Program	N	\$0	\$4,890	\$0	\$4,890	1/1/2018	3/31/2020	\$505,870	\$501,420	\$4,450
Office of Early Childhood	INTERCOMMUNITY INC	19OECMHV01ICI	BASE Maternal, Infant & Early Childhood Home Visiting Program	N	\$0	\$246,185	\$0	\$246,185	1/1/2019	3/31/2021	\$501,707	\$492,120	\$9,587
Office of Early Childhood	INTERCOMMUNITY INC	20OECMHV01ICI	BASE Maternal, Infant & Early Childhood Home Visiting Program	N	\$0	\$245,935	\$0	\$245,935	1/1/2020	12/31/2020	\$506,626	\$245,935	\$260,691
Office of Early Childhood	INTERFAITH SOCIAL ACTION CORPORATION	18OECDC01INT	18OECDC01INT-CDC	N	\$690,891	\$0	\$0	\$690,891	7/1/2018	6/30/2020	\$1,386,741	\$1,378,475	\$8,266
Office of Early Childhood	KANGAROO'S KORNER INC	18OECDC01KAN	Child Day Care	N	\$106,918	\$0	\$0	\$106,918	8/9/2018	6/30/2020	\$213,837	\$213,837	\$0
Office of Early Childhood	KENNEDY-DONOVAN CENTER INC	12DS0716BT	Birth to Three services	Y	\$185,798	\$15,760	\$0	\$201,558	7/1/2012	12/31/2020	\$2,734,200	\$1,590,887	\$1,143,313
Office of Early Childhood	KEY HUMAN SERVICES INC	12DS0718BT	Birth to Three services	Y	\$329,734	\$2,405	\$0	\$332,139	7/1/2012	12/31/2020	\$5,000,000	\$2,411,393	\$2,588,607
Office of Early Childhood	LAWRENCE AND MEMORIAL HOSPITAL	19OECVPO1LMH	BASIC SERVICES - Home Visiting Program	Y	\$348,680	\$780	\$0	\$349,460	7/1/2019	12/31/2020	\$528,230	\$349,460	\$178,770
Office of Early Childhood	LEARN	12DS0719BT	Birth to Three services	Y	\$325,900	\$100,368	\$0	\$426,268	7/1/2012	12/31/2020	\$6,500,000	\$3,321,138	\$3,178,862
Office of Early Childhood	LOWER NAUGATUCK VALLEY PARENT CHILD	18OECMHV01LNV	Maternal Infant & Early Childhood Home Visiting Program	N	\$0	\$1,000	\$0	\$1,000	1/1/2018	3/31/2020	\$505,870	\$492,870	\$13,000
Office of Early Childhood	LOWER NAUGATUCK VALLEY PARENT CHILD	19OECMHV01LNV	BASE Maternal Infant & Early Childhood Home Visiting Program	N	\$0	\$245,935	\$0	\$245,935	1/1/2019	3/31/2021	\$501,707	\$491,870	\$9,837
Office of Early Childhood	LOWER NAUGATUCK VALLEY PARENT CHILD	20OECMHV01LNV	BASE Maternal Infant & Early Childhood Home Visiting Program	N	\$0	\$245,935	\$0	\$245,935	1/1/2020	12/31/2020	\$506,626	\$245,935	\$260,691
Office of Early Childhood	MADONNA PLACE INC	18OECMHV01MPI	Maternal, Infant and Early Childhood Home Visiting	N	\$0	\$1,872	\$0	\$1,872	1/1/2018	3/31/2020	\$335,000	\$320,152	\$14,848
Office of Early Childhood	MADONNA PLACE INC	19OECMHV01MPI	BASE Maternal, Infant and Early Childhood Home Visiting	N	\$0	\$164,490	\$0	\$164,490	1/1/2019	3/31/2021	\$331,500	\$328,760	\$2,740
Office of Early Childhood	MADONNA PLACE INC	20OECMHV01MPI	BASE Maternal, Infant and Early Childhood Home Visiting	N	\$0	\$162,500	\$0	\$162,500	1/1/2020	12/31/2020	\$334,750	\$162,500	\$172,250
Office of Early Childhood	MANSFIELD TOWN TREASURER	18OECDC01MNS	18OECDC01MNS-CDC	E	\$259,478	\$0	\$0	\$259,478	7/1/2018	6/30/2020	\$697,254	\$604,799	\$92,456
Office of Early Childhood	MERIDEN TOWN TREASURER	18OECDC01MER	18OECDC01MER - CDC	E	\$439,374	\$0	\$0	\$439,374	7/1/2018	6/30/2020	\$878,748	\$862,745	\$16,003
Office of Early Childhood	MOUNT OLIVE CHILD DEVELOPMENT CENTER INC	18OECDC01MTO	Child Day Care	N	\$2,072,920	\$0	\$0	\$2,072,920	7/1/2018	6/30/2020	\$4,317,572	\$4,152,527	\$165,045
Office of Early Childhood	NAUGATUCK TOWN TREASURER	18OECDC01NAU	18OECDC01NAU-CDC	E	\$318,614	\$0	\$0	\$318,614	7/1/2018	6/30/2020	\$693,371	\$604,881	\$88,490
Office of Early Childhood	NEW BRITAIN CITY TREASURER	18OECSP01CNB	OEC supports for Pregnant & Parenting Teen	E	\$0	\$25,000	\$0	\$25,000	10/1/2018	4/30/2020	\$100,000	\$100,000	\$0
Office of Early Childhood	NEW BRITAIN CITY TREASURER	19OECSP01CNB	OEC supports for Pregnant & Parenting Teen	E	\$0	\$75,000	\$0	\$75,000	10/1/2019	6/30/2020	\$75,000	\$75,000	\$0
Office of Early Childhood	NEW CANAAN TOWN TREASURER	18OECDC01NCN	18OECDC01NCN-CDC	E	\$243,345	\$0	\$0	\$243,345	7/1/2018	6/30/2020	\$486,690	\$485,863	\$827



Agency	Supplier Name	Contract ID #	Contract Description	Competitive	Payments				Term				
					General Fund	Federal Fund	Other Fund	Total FY20	Contract Begin Date	Contract Expire Date	Cumulative Contract Total Amount	Cumulative Contract Payments	Cumulative Contract Balance Remaining
Office of Early Childhood	NEW ENGLAND CENTER FOR HEARING	16OECB2301NEC	Birth to 3 comprehensive services for families with children under age 3	N	\$94,466	\$0	\$0	\$94,466	3/1/2016	6/30/2020	\$915,000	\$733,567	\$181,433
Office of Early Childhood	NEW MILFORD VISITING NURSE	19OECB2301NMV	BASIC SERVICES - Home Visiting Program	Y	\$408,680	\$0	\$0	\$408,680	7/1/2019	12/31/2020	\$619,130	\$408,680	\$210,450
Office of Early Childhood	NEW OPPORTUNITIES INC	18OEECCD01NOP	18OEECCD01NOP-CDC	N	\$1,462,949	\$0	\$0	\$1,462,949	7/1/2018	6/30/2020	\$3,267,098	\$3,034,655	\$232,443
Office of Early Childhood	NEWTOWN TOWN TREASURER	18OEECCD01NWT	18OEECCD01NWT-CDC	E	\$260,014	\$0	\$0	\$260,014	7/1/2018	6/30/2020	\$520,028	\$520,028	\$0
Office of Early Childhood	NORTH HAVEN TOWN TREASURER	18OEECCD01NOH	18OEECCD01NOH-CDC	E	\$227,238	\$0	\$0	\$227,238	7/1/2018	6/30/2020	\$481,850	\$449,453	\$32,397
Office of Early Childhood	NORWALK TOWN TREASURER	18OEECCD01NWK	18OEECCD01NWK-CDC	E	\$1,447,610	\$0	\$0	\$1,447,610	7/1/2018	6/30/2020	\$3,085,066	\$2,596,745	\$488,321
Office of Early Childhood	OUR LADY OF FATIMA CHILD CARE CENTER	18OEECCD01OLF	18OEECCD01OLF-CRP	N	\$400,905	\$0	\$0	\$400,905	7/1/2018	6/30/2020	\$801,809	\$801,809	\$0
Office of Early Childhood	PLAINVILLE EARLY LEARNING CENTER	18OEECCD01PLA	18OEECCD01PLA-CDC	N	\$286,278	\$0	\$0	\$286,278	7/1/2018	6/30/2020	\$574,950	\$573,627	\$1,323
Office of Early Childhood	PROJECT INTERACT INC	12DDS0722BT	Birth to Three services	Y	\$478,379	\$0	\$0	\$478,379	7/1/2012	6/30/2020	\$6,866,000	\$3,920,354	\$2,945,646
Office of Early Childhood	PROSPECT MANCHESTER HOSPITAL INC	18OECMHV01PMH	Maternal, Infant & Early Childhood Home Visiting Services	N	\$0	\$3,180	\$0	\$3,180	1/1/2018	3/31/2020	\$335,000	\$328,180	\$6,820
Office of Early Childhood	PROSPECT MANCHESTER HOSPITAL INC	19OECMHV01PMH	BASE Maternal, Infant & Early Childhood Home Visiting Services	N	\$0	\$164,015	\$0	\$164,015	1/1/2019	3/31/2021	\$331,500	\$326,515	\$4,985
Office of Early Childhood	PROSPECT MANCHESTER HOSPITAL INC	20OECMHV01PMH	BASE Maternal, Infant & Early Childhood Home Visiting Services	N	\$0	\$162,500	\$0	\$162,500	1/1/2020	12/31/2020	\$334,750	\$162,500	\$172,250
Office of Early Childhood	REACHOUT INC	12DDS0723BT	Birth to Three services	Y	\$1,015,618	\$91,692	\$0	\$1,107,309	7/1/2012	6/30/2020	\$12,906,000	\$7,623,060	\$5,282,940
Office of Early Childhood	REHABILITATION ASSOCIATES OF CONNECTICUT	12DDS0724BT	Birth to Three Services	Y	\$3,542,450	\$899,796	\$0	\$4,442,246	7/1/2012	6/30/2020	\$49,892,440	\$29,267,439	\$20,625,001
Office of Early Childhood	RIVERFRONT CHILDREN'S CENTER INC	18OEECCD01RCC	18OEECCD01RCC-CDC	N	\$240,662	\$0	\$0	\$240,662	7/1/2018	6/30/2020	\$481,325	\$481,325	\$0
Office of Early Childhood	SARAH INC	12DDS0725BT	Birth to Three services	Y	\$1,722,129	\$234,416	\$0	\$1,956,545	7/1/2012	6/30/2020	\$17,705,000	\$10,859,021	\$6,845,979
Office of Early Childhood	SOUTH BAY EARLY INTERVENTION	12DDS0727BT	Birth to Three services	Y	\$1,117,645	\$259,048	\$0	\$1,376,693	7/1/2012	6/30/2020	\$11,521,000	\$8,627,044	\$2,893,956
Office of Early Childhood	SOUTHFIELD CHILDRENS CENTER INC	18OEECCD01SOF	18OEECCD01SOF-CDC	N	\$347,294	\$0	\$0	\$347,294	8/9/2018	6/30/2020	\$805,144	\$709,529	\$95,615
Office of Early Childhood	ST ANDREW'S UNITED METHODIST CHURCH	18OEECCD01SAU	18OEECCD01SAU-CDC	N	\$199,866	\$0	\$0	\$199,866	7/1/2018	6/30/2020	\$399,732	\$399,732	\$0
Office of Early Childhood	ST MARKS DAY CARE CENTER	18OEECCD01SMC	18OEECCD01SMC-CDC	N	\$763,326	\$0	\$0	\$763,326	7/1/2018	6/30/2020	\$1,556,297	\$1,492,114	\$64,183
Office of Early Childhood	ST VINCENT'S SPECIAL NEEDS CENTER INC	12DDS0726BT	Birth to Three services	Y	\$98,584	\$0	\$0	\$98,584	7/1/2012	12/31/2020	\$4,500,000	\$1,223,279	\$3,276,721
Office of Early Childhood	STAR INC LIGHTING THE WAY	12DDS0728BT	Birth to Three services	Y	\$375,100	\$22,444	\$0	\$397,544	7/1/2012	12/31/2020	\$3,831,000	\$2,327,932	\$1,503,068
Office of Early Childhood	STAYWELL HEALTH CARE INC	19OECB2301SHC	BASIC SERVICES - Home Visiting Program	Y	\$337,350	\$1,170	\$0	\$338,520	7/1/2019	12/31/2020	\$511,060	\$338,520	\$172,540
Office of Early Childhood	STUDENT PARENTING AND FAMILY	18OEECCD01SPF	18OEECCD01SPF-CDC	N	\$198,571	\$0	\$0	\$198,571	7/1/2018	6/30/2020	\$546,423	\$400,097	\$146,326
Office of Early Childhood	TEAM INC	18OEECCD01TEM	18OEECCD01TEM-CDC	N	\$759,695	\$0	\$0	\$759,695	7/1/2018	6/30/2020	\$1,551,982	\$1,526,866	\$25,116
Office of Early Childhood	TEAM INC	18OECMHV01TEM	Maternal, Infant & Early Childhood Home Visiting Services	N	\$0	\$3,055	\$0	\$3,055	1/1/2018	3/31/2020	\$340,752	\$321,447	\$19,305
Office of Early Childhood	TEAM INC	19OECFCC01TEM	Family Child Care Network services	Y	\$0	\$74,965	\$0	\$74,965	7/1/2019	6/30/2021	\$74,965	\$74,965	\$0
Office of Early Childhood	TEAM INC	19OECMHV01TEM	BASE Maternal, Infant & Early Childhood Home Visiting Services	N	\$0	\$167,656	\$0	\$167,656	1/1/2019	3/31/2021	\$337,367	\$333,707	\$3,660
Office of Early Childhood	TEAM INC	20OECMHV01TEM	BASE Maternal, Infant & Early Childhood Home Visiting Services	N	\$0	\$165,376	\$0	\$165,376	1/1/2020	12/31/2020	\$340,675	\$165,376	\$175,299
Office of Early Childhood	TERRYVILLE-PLYMOUTH DAY CARE CENTER INC	18OEECCD01TER	18OEECCD01TER-CDC	N	\$135,414	\$0	\$0	\$135,414	7/1/2018	6/30/2020	\$300,242	\$274,809	\$25,433
Office of Early Childhood	THE CHILD AND FAMILY GUIDANCE CENTER	18OECMHV01CFG	Maternal Infant & Early Childhood Home Visiting Program	N	\$0	\$720	\$0	\$720	1/26/2018	3/31/2020	\$283,500	\$256,865	\$26,635
Office of Early Childhood	THE CHILD AND FAMILY GUIDANCE CENTER	19OECMHV01CFG	BASE Maternal Infant & Early Childhood Home Visiting Program	N	\$0	\$138,860	\$0	\$138,860	1/1/2019	3/31/2021	\$280,500	\$277,235	\$3,265
Office of Early Childhood	THE CHILD AND FAMILY GUIDANCE CENTER	20OECMHV01CFG	BASE Maternal Infant & Early Childhood Home Visiting Program	N	\$0	\$137,500	\$0	\$137,500	1/1/2020	12/31/2020	\$283,250	\$137,500	\$145,750
Office of Early Childhood	THE COMMUNITY ACTION AGENCY OF WESTERN	18OEECCD01AWC	18OEECCD01AWC-CDC	N	\$804,874	\$0	\$0	\$804,874	7/1/2018	6/30/2020	\$1,620,953	\$1,606,733	\$14,220
Office of Early Childhood	THE CONNECTICUT INSTITUTE FOR THE BLIND	18OECB2301CIB	Assistive Technology device library maintenance and services for Birth to Three program participants	N	\$0	\$66,921	\$0	\$66,921	7/1/2018	6/30/2023	\$646,000	\$134,571	\$511,429
Office of Early Childhood	THE KENNEDY CENTER INC	12DDS0717BT	Birth to Three services	Y	\$190,210	\$19,056	\$0	\$209,266	7/1/2012	12/31/2020	\$5,000,000	\$1,492,558	\$3,507,442
Office of Early Childhood	THE VILLAGE FOR FAMILIES & CHILDREN INC	18OECMHV01VFC	Maternal, Infant & Early Childhood home visiting program	N	\$0	\$1,450	\$0	\$1,450	1/1/2018	3/31/2020	\$593,600	\$579,590	\$14,010
Office of Early Childhood	THE VILLAGE FOR FAMILIES & CHILDREN INC	19OECB2301VFC	BASIC SERVICES - Home Visiting Program	Y	\$2,716,670	\$0	\$0	\$2,716,670	7/1/2019	12/31/2020	\$4,115,750	\$2,716,670	\$1,399,080
Office of Early Childhood	THE VILLAGE FOR FAMILIES & CHILDREN INC	19OECMHV01VFC	BASE Maternal, Infant and Early Childhood Home Visiting program	N	\$0	\$250,598	\$0	\$250,598	1/1/2019	3/31/2021	\$604,905	\$561,483	\$43,422
Office of Early Childhood	THE VILLAGE FOR FAMILIES & CHILDREN INC	20OECMHV01VFC	BASE Maternal, Infant and Early Childhood Home Visiting program	N	\$0	\$288,000	\$0	\$288,000	1/1/2020	12/31/2020	\$593,280	\$288,000	\$305,280
Office of Early Childhood	THERACARE	12DDS0729BT	Birth to Three services	Y	\$3,064,278	\$756,824	\$0	\$3,821,102	7/1/2012	6/30/2020	\$40,533,000	\$24,959,548	\$15,573,452
Office of Early Childhood	TORRINGTON TOWN TREASURER	18OEECCD01TOR	Child Day Care	E	\$259,353	\$0	\$0	\$259,353	7/1/2018	6/30/2020	\$520,028	\$519,367	\$661
Office of Early Childhood	TOWN OF BLOOMFIELD	18OEECCD01BLM	18OEECCD01BLM-CDC	E	\$411,761	\$0	\$0	\$411,761	7/1/2018	6/30/2020	\$881,714	\$832,283	\$49,431
Office of Early Childhood	TOWN OF BRANFORD	18OEECCD01BRN	18OEECCD01BRN-CDC	E	\$394,081	\$0	\$0	\$394,081	7/1/2018	6/30/2020	\$788,162	\$788,162	\$0
Office of Early Childhood	TOWN OF CHESHIRE	12DDS0705BT	Birth to Three services	E	\$149,900	\$62,801	\$0	\$212,701	7/1/2012	6/30/2020	\$2,332,000	\$1,454,313	\$877,687
Office of Early Childhood	TOWN OF ENFIELD	18OEECCD01ENF	18OEECCD01ENF-CDC	E	\$731,407	\$0	\$0	\$731,407	7/1/2018	6/30/2020	\$1,462,815	\$1,461,327	\$1,488
Office of Early Childhood	TOWN OF GUILFORD	18OEECCD01GLF	18OEECCD01GLF-CDC	E	\$180,965	\$0	\$0	\$180,965	7/1/2018	6/30/2020	\$416,022	\$355,199	\$60,823
Office of Early Childhood	TOWN OF HAMDEN	18OEECCD01HAM	18OEECCD01HAM-CDC	E	\$260,014	\$0	\$0	\$260,014	7/1/2018	6/30/2020	\$520,028	\$520,028	\$0
Office of Early Childhood	TOWN OF MANCHESTER	18OEECCD01MAN	18OEECCD01MAN-CDC	E	\$434,486	\$0	\$0	\$434,486	7/1/2018	6/30/2020	\$899,862	\$862,768	\$37,094



Agency	Supplier Name	Contract ID #	Contract Description	Competitive ₁	Payments				Term				
					General Fund	Federal Fund	Other Fund ₂	Total FY2020 ₃	Contract Begin Date	Contract Expire Date	Cumulative Contract Total Amount ₄	Cumulative Contract Payments ₅	Cumulative Contract Balance Remaining ₆
Office of Early Childhood	TOWN OF NEW MILFORD	18OECDCD01NML	18OECDCD01NML-CDC	E	\$319,556	\$0	\$0	\$319,556	7/1/2018	6/30/2020	\$655,905	\$639,368	\$16,538
Office of Early Childhood	TOWN OF SOUTHLINGTON	18OECDCD01SOU	18OECDCD01SOU-CDC	E	\$359,602	\$0	\$0	\$359,602	7/1/2018	6/30/2020	\$780,042	\$699,200	\$80,841
Office of Early Childhood	TOWN OF WALLINGFORD	18OECDCD01WAL	18OECDCD01WAL-CDC	E	\$478,175	\$0	\$0	\$478,175	7/1/2018	6/30/2020	\$956,350	\$956,350	\$0
Office of Early Childhood	TOWN OF WINDHAM	18OECSP01WBE	OEC supports for Pregnancy & Parenting teens	E	\$0	\$50,000	\$0	\$50,000	10/1/2018	4/30/2020	\$100,000	\$100,000	\$0
Office of Early Childhood	TOWN OF WINDHAM	19OECSP01WBE	OEC supports for Pregnancy & Parenting teens	E	\$0	\$75,000	\$0	\$75,000	10/1/2019	6/30/2020	\$75,000	\$75,000	\$0
Office of Early Childhood	TVCCA INC	18OECDCD01TVC	18OECDCD01TVC-CDC	N	\$3,184,353	\$0	\$0	\$3,184,353	7/1/2018	6/30/2020	\$6,764,664	\$6,336,761	\$427,903
Office of Early Childhood	UNITED COMMUNITY & FAMILY SERVICES INC	19OECMHV01UCF	BASE Maternal, Infant and Early Childhood Home Visiting program	N	\$0	\$477,114	\$0	\$477,114	1/1/2019	3/31/2021	\$516,464	\$477,114	\$39,350
Office of Early Childhood	UNITED COMMUNITY & FAMILY SERVICES INC	20OECMHV01UCF	BASE Maternal, Infant and Early Childhood Home Visiting program	N	\$0	\$245,935	\$0	\$245,935	1/1/2020	12/31/2020	\$506,626	\$245,935	\$260,691
Office of Early Childhood	UNITED WAY OF CONNECTICUT INC	16DSD0701BT	Birth to Three referral & intake	N	\$0	\$386,899	\$0	\$386,899	7/1/2015	6/30/2020	\$1,975,366	\$1,821,818	\$153,548
Office of Early Childhood	UNITED WAY OF CONNECTICUT INC	19OECDF01UWC	United Way Admin	N	\$11,045,150	\$0	\$0	\$11,045,150	7/1/2019	6/30/2021	\$22,750,300	\$11,045,150	\$11,705,150
Office of Early Childhood	UNITED WAY OF WESTERN CONNECTICUT	19OECFCC01UWW	Family Child Care Network services	Y	\$0	\$87,476	\$0	\$87,476	7/1/2019	6/30/2021	\$174,952	\$87,476	\$87,476
Office of Early Childhood	VISITING NURSE ASSOCIATION OF	18OECMHV01VNS	Maternal, Infant & Early Childhood Home Visiting Program	N	\$0	\$136,910	\$0	\$136,910	1/1/2018	3/31/2020	\$515,000	\$515,000	\$0
Office of Early Childhood	VISITING NURSE ASSOCIATION OF	19OECMHV01VNS	BASE Maternal, Infant & Early Childhood Home Visiting Program	N	\$0	\$500,000	\$0	\$500,000	1/1/2019	3/31/2021	\$510,000	\$500,000	\$10,000
Office of Early Childhood	VISITING NURSE ASSOCIATION OF	20OECMHV01VNS	BASE Maternal, Infant & Early Childhood Home Visiting Program	N	\$0	\$250,000	\$0	\$250,000	1/1/2020	12/31/2020	\$515,000	\$250,000	\$265,000
Office of Early Childhood	WATERBURY TOWN TREASURER	18OECSP01WTB	OEC supports for Pregnant & Parenting Teen	E	\$0	\$50,000	\$0	\$50,000	10/1/2018	9/30/2019	\$100,000	\$100,000	\$0
Office of Early Childhood	WATERBURY TOWN TREASURER	19OECSP01WTB	OEC supports for Pregnant & Parenting Teen	E	\$0	\$75,000	\$0	\$75,000	10/1/2019	6/30/2020	\$75,000	\$75,000	\$0
Office of Early Childhood	WELLMORE INC	19OECHVP01WLM	BASIC SERVICES - Home Visiting Program	Y	\$453,340	\$620	\$0	\$453,960	7/1/2019	12/31/2020	\$686,800	\$453,960	\$232,840
Office of Early Childhood	WEST HAVEN TOWN TREASURER	18OECDCD01WHV	18OECDCD01WHV -CDC	E	\$646,485	\$0	\$0	\$646,485	7/1/2018	6/30/2020	\$1,292,969	\$1,292,969	\$0
Office of Early Childhood	WHEELER CLINIC INC	12DSD0730BT	Birth to Three services	Y	\$489,206	\$17,300	\$0	\$506,506	7/1/2012	12/31/2020	\$5,656,000	\$3,290,216	\$2,365,784
Office of Early Childhood	WHEELER CLINIC INC	18OECMHV01WHC	Program	N	\$0	\$2,330	\$0	\$2,330	1/1/2018	3/31/2020	\$258,600	\$255,240	\$3,360
Office of Early Childhood	WHEELER CLINIC INC	19OECHVP01WHC	BASIC SERVICES - Home Visiting Program	Y	\$346,000	\$0	\$0	\$346,000	7/1/2019	12/31/2020	\$524,190	\$346,000	\$178,190
Office of Early Childhood	WHEELER CLINIC INC	19OECMHV01WHC	BASE Maternal, Infant & Early Childhood Program	N	\$0	\$125,550	\$0	\$125,550	1/1/2019	3/31/2021	\$256,122	\$251,100	\$5,022
Office of Early Childhood	WHEELER CLINIC INC	20OECMHV01WHC	BASE Maternal, Infant & Early Childhood Program	N	\$0	\$62,775	\$0	\$62,775	1/1/2020	12/31/2020	\$258,633	\$62,775	\$195,858
Office of Early Childhood	WINDHAM REGIONAL COMMUNITY COUNCIL INC	18OECDCD01WRC	18OECDCD01WRC-CDC	N	\$126,888	\$0	\$0	\$126,888	7/1/2018	6/30/2020	\$346,685	\$243,691	\$102,994
Office of Early Childhood	WINSTED AREA CHILD CARE CENTER INC	18OECDCD01WIN	18OECDCD01WIN-CDC	N	\$305,561	\$0	\$0	\$305,561	7/1/2018	6/30/2020	\$645,438	\$615,127	\$30,310
Office of Early Childhood	YALE NEW HAVEN HOSPITAL	19OECVHP01YNH	BASIC SERVICES - Home Visiting Program	Y	\$1,854,039	\$2,830	\$0	\$1,856,869	7/1/2019	12/31/2020	\$2,946,170	\$1,856,869	\$1,089,301
Office of Early Childhood	YMCA OF METROPOLITAN HARTFORD INC	18OECDCD01GHY	18OECDCD01GHY-CDC	N	\$522,192	\$0	\$0	\$522,192	7/1/2018	6/30/2020	\$1,325,172	\$1,050,538	\$274,634
Total		174			\$76,416,052	\$16,386,379	\$0	\$92,802,431			\$452,601,830	\$287,601,723	\$165,000,108
GRAND TOTAL		1300			\$1,024,789,708	\$357,529,360	\$615,082,560	\$1,997,401,628			\$9,859,533,758	\$5,448,525,025	\$4,411,008,733

- The Competitive column includes: Competitive solicitations which are listed as Y; Non-Competitive Solicitations which are listed as N; Contracts under \$20,000 or contracts with towns, cities, and political subdivisions of the state which are listed as E, Qualification for services (described in narrative) is listed as Q, Mixed master contracts (described in narrative) are listed as M.
- The Other Fund column can include non-federal grants, pass through grants, bond funds, and restricted state grants.
- The total FY 2020 column represents the sum of contract payments.
- The cumulative contract total amount is an estimate of what the contract will cost throughout the entirety of its term.
- The cumulative contract payments is the sum of all payments that have been made on a contract from the beginning of its term through the end of FY2020.
- The cumulative contract balance remaining is the difference between the cumulative contract total amount and the cumulative contract payment.