

# MONTHLY INDICATORS REPORT

## Summary of Connecticut Criminal Justice System Trends

### Key Metrics

(Percent change from prior month)

#### June Monthly Totals

**Criminal Arrests:**  
7,620 ↓ (-5.8%)

**Arraignments:**  
2,295 ↓ (-19.9%)

**DOC Admissions:**  
1,258 ↓ (-16.7%)

**DOC Releases & Discharges:**  
762 ↓ (-5.8%)

#### July 1 Counts

**DOC Facility:**  
10,584 ↔ (-0.3%)

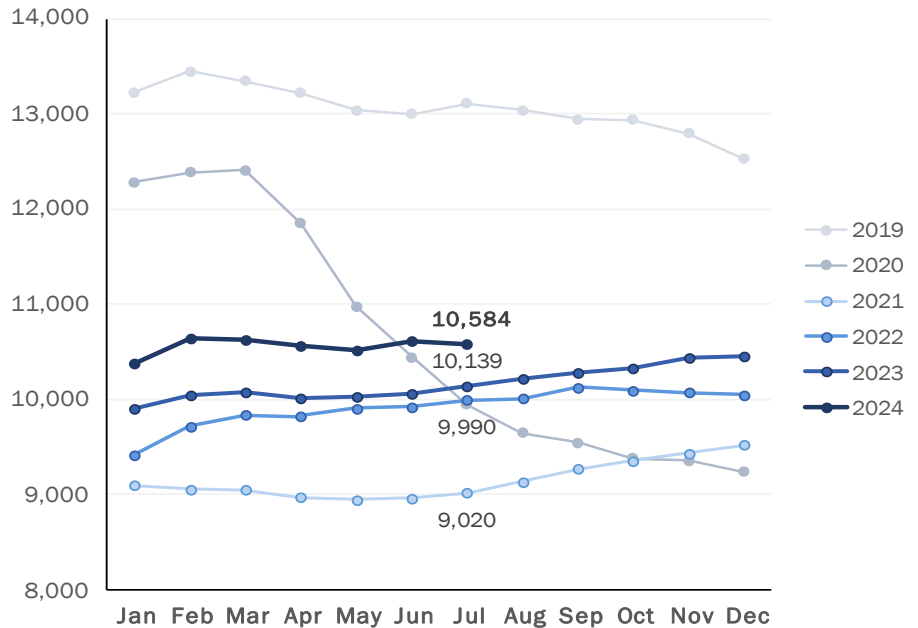
**Pretrial:**  
3,570 ↑ (+1.1%)

**Sentenced:**  
6,669 ↔ (-0.9%)

**DOC Community Supervision:**  
3,027 ↑ (+2.5%)

### First-of-the-Month DOC Facility Population

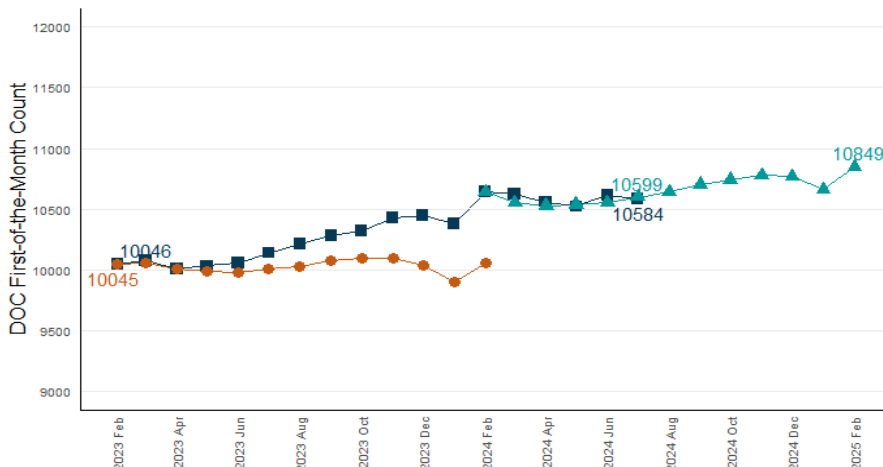
A comparison of up to five years shown by month



Note: To better illustrate changes, the Y-axis does not begin at zero.

### Correction Population Forecast

Forecast period: March 2024 – February 2025



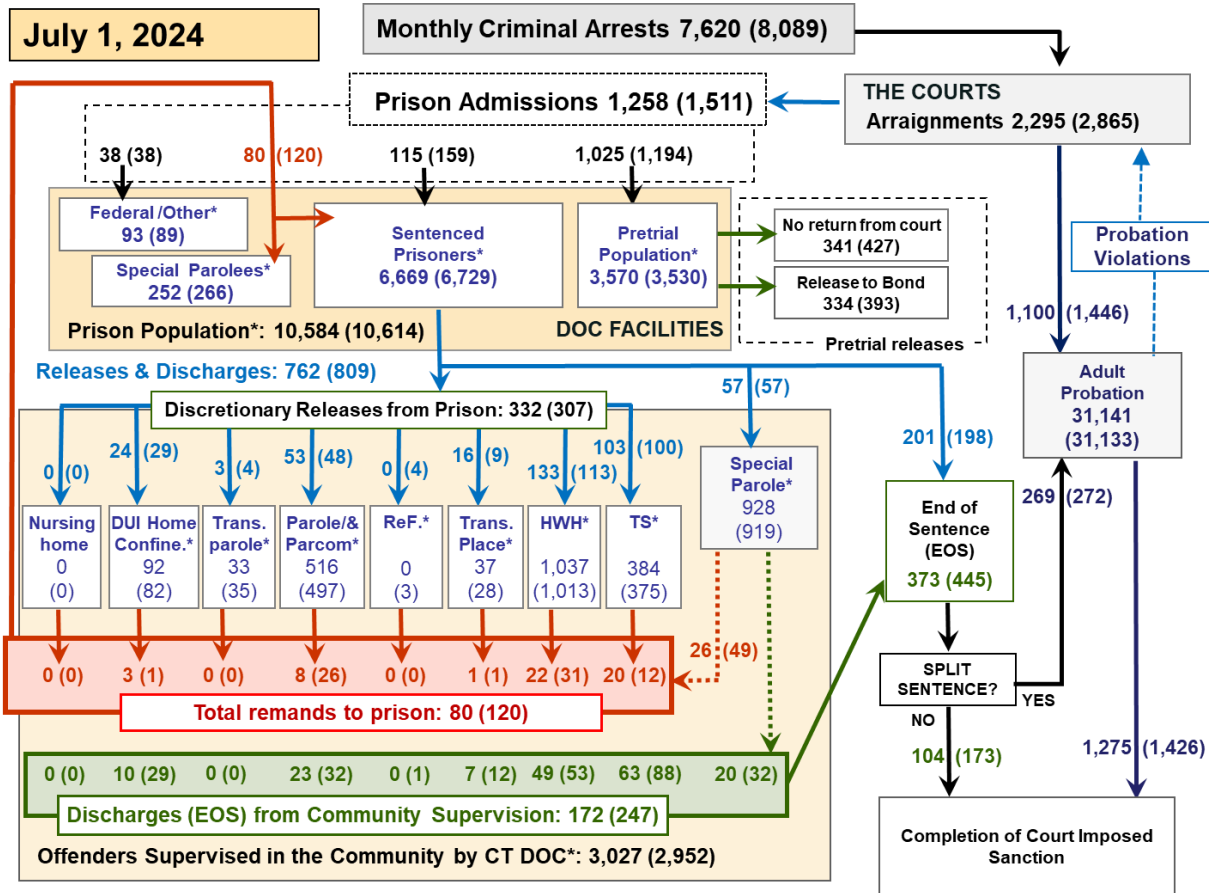
Note: To better illustrate changes, the Y-axis does not begin at zero.

### WEEK OF JULY 1, 2024

- OPM Population Estimate:**  
10,599
- DOC Facility Count:**  
**July 1** 10,584  
**First Week Avg.** 10,575
- Difference from OPM Forecast:**
  - First of the Month -15 -0.1%
  - First Week Avg. -24 -0.2%

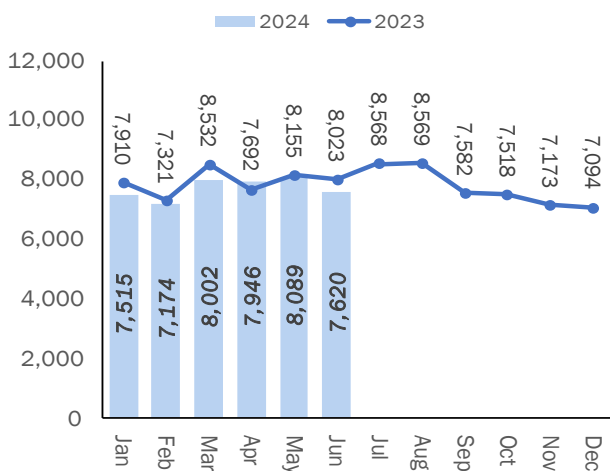


### Criminal Justice System Monthly Counts & Flow Chart



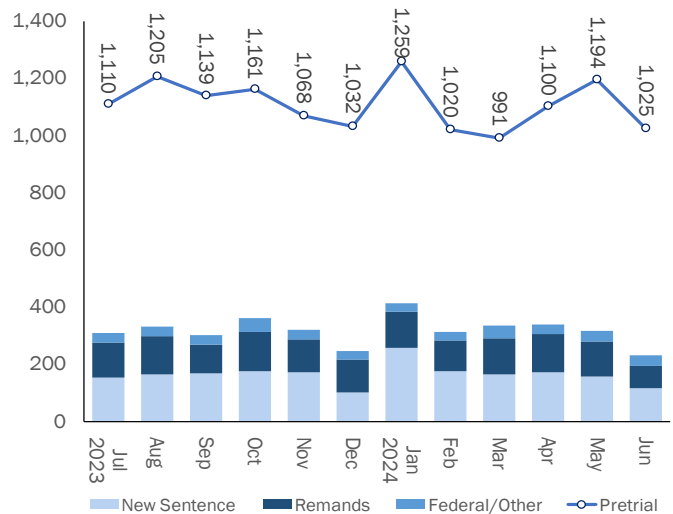
This flowchart contains monthly operations data for June 2024 and daily counts reported on July 1, 2024. Asterisks (\*) indicate the daily count on July 1. Figures from last month are enclosed by parentheses.

#### Statewide Arrests: 2023 & 2024



Note: Data in the chart above show new case starts in the state Criminal Motor Vehicle System (CRMVS).

#### Monthly DOC Admissions: 2023 & 2024

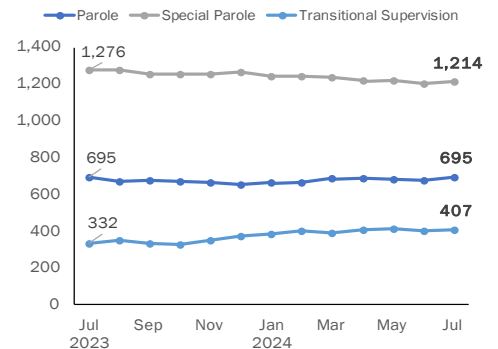


# Department of Correction

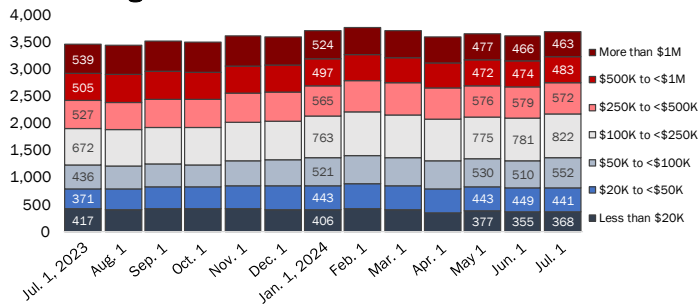
## First-of-the-Month Totals

	2024 May 1	2024 Jun. 1	2024 Jul. 1	2023 Jul. 1	% Change	
					Monthly	Annual
<b>DOC Facilities</b>						
Federal/Other	82	89	93	81	4.5%	14.8%
Sentenced	6,679	6,729	6,669	6,462	-0.9%	3.2%
Special Parole	263	266	252	270	-5.3%	-6.7%
Pretrial	3,500	3,530	3,570	3,326	1.1%	7.3%
<b>Total</b>	<b>10,524</b>	<b>10,614</b>	<b>10,584</b>	<b>10,139</b>	<b>-0.3%</b>	<b>4.4%</b>
<b>DOC Community</b>						
Transfer Parole	42	35	33	30	-5.7%	10.0%
Parole/ Parcom Total	503	497	516	551	3.8%	-6.4%
Parole	374	372	388	416	4.3%	-6.7%
Parcom @ CT	129	125	128	135	2.4%	-5.2%
Furlough	5	3	0	3	-100.0%	-100.0%
Trans Placement	32	28	37	40	32.1%	-7.5%
DUI/Home confine.	84	82	92	88	12.2%	4.5%
Halfway House Total	991	1,013	1,037	1,000	2.4%	3.7%
Comm Release	516	524	545	523	4.0%	4.2%
Transitional Supervision	13	22	23	21	4.5%	9.5%
Parole	175	177	179	144	1.1%	24.3%
Transfer Parole	11	7	4	20	-42.9%	-80.0%
Special Parole	276	283	286	292	1.1%	-2.1%
Transitional Supervision	399	375	384	311	2.4%	23.5%
Nursing home	0	0	0	0	-	-
Special Parole	946	919	928	984	1.0%	-5.7%
<b>Total</b>	<b>3,002</b>	<b>2,952</b>	<b>3,027</b>	<b>3,007</b>	<b>2.5%</b>	<b>0.7%</b>

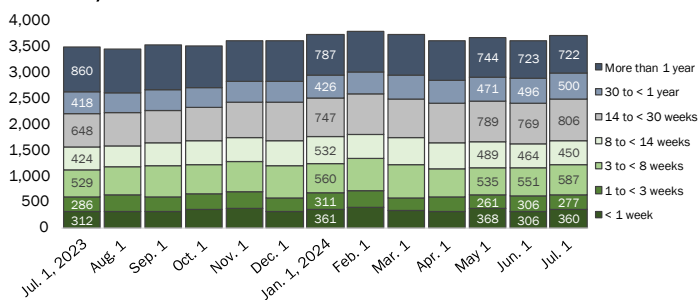
## DOC Community Supervision: First-of-the-Month Totals



## Bond Ranges for Pretrial Detainees



## Pretrial, Weeks Held since Admission



## Judicial Branch Court Support Services Division

### The Jail Reinterview Program

	Pretrial admissions	Offender interviews	Offenders released	Released last year
APR	1,100	1,044	241	187
MAY	1,194	1,047	297	244
JUN	1,025	949	258	262

## Pretrial Bail and Probation Caseload

	Pretrial bail case starts	Client supv. starts	Split sentence starts	Pretrial bail cases*
APR	2,605	1,330	294	13,449
MAY	2,730	1,446	272	13,463
JUN '24	2,189	1,100	269	13,655
JUN '23	2,534	1,222	268	12,990

\* Reflects open cases as of the first of the month.



## Department of Correction

### Monthly Totals

	2024	2024	2024	2023	% Change	
	APR	MAY	JUN	JUN	Monthly	Annual
<b>Admissions</b>						
Federal/Other	34	38	38	24	0.0%	58.3%
Remands	131	120	80	111	-33.3%	-27.9%
DUI	2	1	3	1	200.0%	200.0%
Transfer Parole	0	0	0	0	-	-
Parole	18	26	8	16	-69.2%	-50.0%
Trans Plac/Furlough	0	1	1	2	0.0%	-50.0%
Halfway House	40	31	22	30	-29.0%	-26.7%
Transitional Supervision	22	12	20	10	66.7%	100.0%
Special Parole	49	49	26	52	-46.9%	-50.0%
New Sentence	173	159	115	172	-27.7%	-33.1%
Violation of Parole	49	41	27	36	-34.1%	-25.0%
Pretrial	1,100	1,194	1,025	1,112	-14.2%	-7.8%
<b>Total</b>	<b>1,438</b>	<b>1,511</b>	<b>1,258</b>	<b>1,419</b>	<b>-16.7%</b>	<b>-11.3%</b>
<b>Releases and discharges</b>						
Transfer Parole	14	4	3	7	-25.0%	-57.1%
Parole	51	48	53	35	10.4%	51.4%
Furlough	5	4	0	3	-100.0%	-100.0%
Trans. Placement	12	9	16	11	77.8%	45.5%
Home Confinement DUI	26	29	24	27	-17.2%	-11.1%
Halfway House	149	113	133	109	17.7%	22.0%
Transitional Supervision	117	100	103	84	3.0%	22.6%
Special Parole	66	57	57	62	0.0%	-8.1%
Nursing home	0	0	0	0	-	-
End of Sentence	456	445	373	395	-16.2%	-5.6%
<b>Total</b>	<b>896</b>	<b>809</b>	<b>762</b>	<b>733</b>	<b>-5.8%</b>	<b>4.0%</b>
<b>Pretrial Releases*</b>						
From Court	385	427	341	357	-20.1%	-4.5%
Release to Bond	343	393	334	395	-15.0%	-15.4%

\* Totals reflect events, not individual offenders

### Pretrial Admissions, New to DOC:

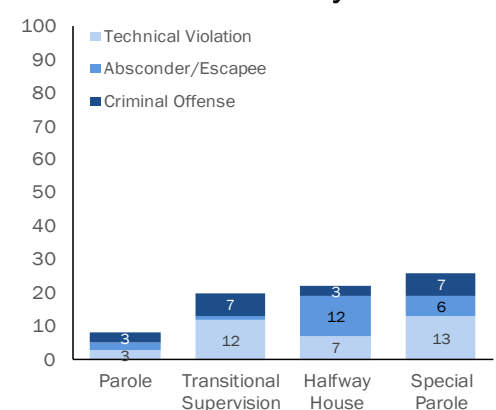
	APR 2024	MAY 2024	JUN 2024	JUN 2023
Arraignments	2,692	2,865	2,295	2,665
Pretrial Admits	1,100	1,194	1,025	1,112
New to DOC	299	310	277	287
% New	27%	26%	27%	26%

## DOC Community Release

### Case Reviews and Release Metrics

	Cases reviewed	Approved	Denied	Continued	Approval rate
APR	650	334	48	147	51%
MAY	480	244	45	105	51%
JUN '24	480	224	44	108	47%
JUN '23	500	242	47	130	48%

### Remands from Community Release



## Board of Pardons and Paroles

### Parole Hearings

	Parole hearings	Paroles granted	Grant rate	Granted: prior year	Granted: two years prior
APR	104	49	47%	37	59
MAY	88	37	42%	38	33
JUN	91	43	47%	51	32

### Pardon Decisions

	Absolute Pardon			Cert. of Employability			Commutations		
	Granted	Denied	%	Granted	Denied	%	Granted	Denied	%
APR	67	10	87%	2	0	100%	0	0	0%
MAY	103	35	75%	0	0	0%	0	0	0%
JUN '24	115	14	89%	2	0	100%	1	2	33%

### Other BOPP Actions

	Reparole from revocation	Early Termination		Special parole discharges	Transfer parole approvals
		Discretionary parole	Special parole		
APR	30	1	3	20	7
MAY	31	5	11	14	1
JUN '24	49	2	5	12	4
JUN '23	33	2	7	16	8

Monthly data sources: CRMVS via CJIS (arrests), JB CSSD (court and probation figures), BOPP and the DOC.

This report produced by the [Criminal Justice Policy & Planning Division Research Unit](#) at:

The Connecticut Office of Policy and Management  
450 Capitol Avenue, Hartford CT, 06106

