

MONTHLY INDICATORS REPORT

Summary of Connecticut Criminal Justice System Trends

Key Metrics

(Percent change from prior month)

September Monthly Totals

Criminal Arrests:
7,582 ↓ (-11.5%)

Arraignments:
2,544 ↓ (-9.6%)

DOC Admissions:
1,440 ↓ (-6.3%)

DOC Releases & Discharges:
795 ↓ (-4.0%)

October 1 Counts

DOC Facility:
10,322 ↔ (+0.4%)

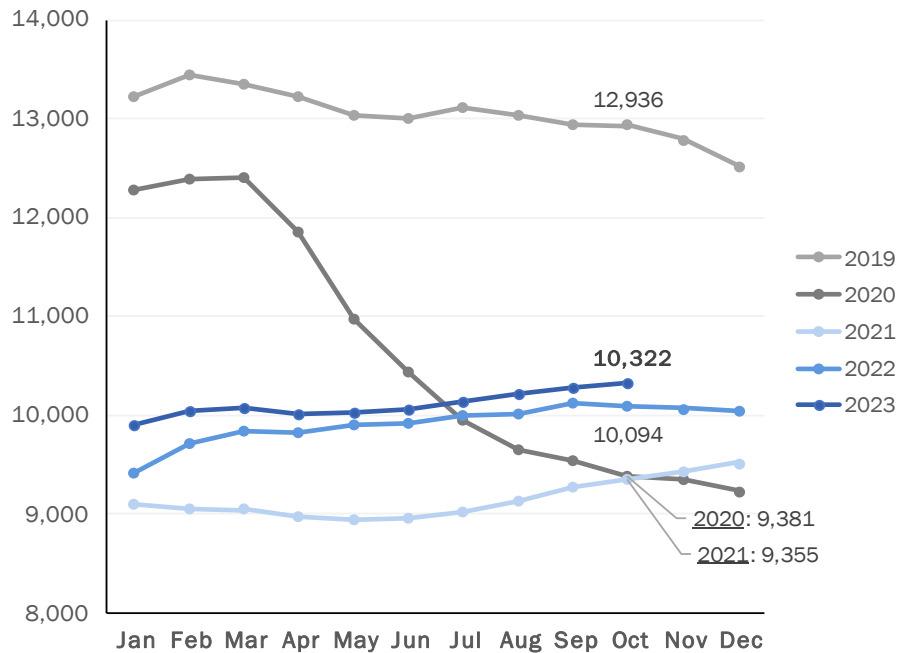
Pretrial:
3,434 ↑ (+2.0%)

Sentenced:
6,559 ↔ (-0.1%)

DOC Community Supervision:
2,940 ↔ (-0.3%)

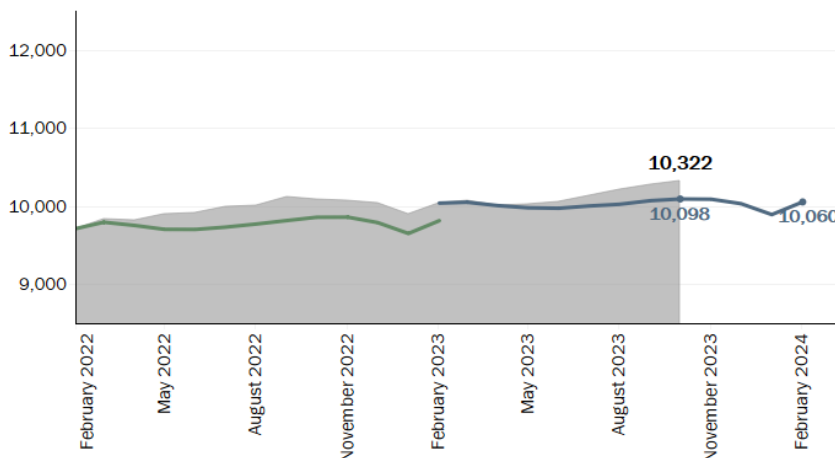
First-of-the-Month DOC Facility Population

A comparison of up to five years shown by month



Correction Population Forecast

Forecast period: March 2023 – February 2024



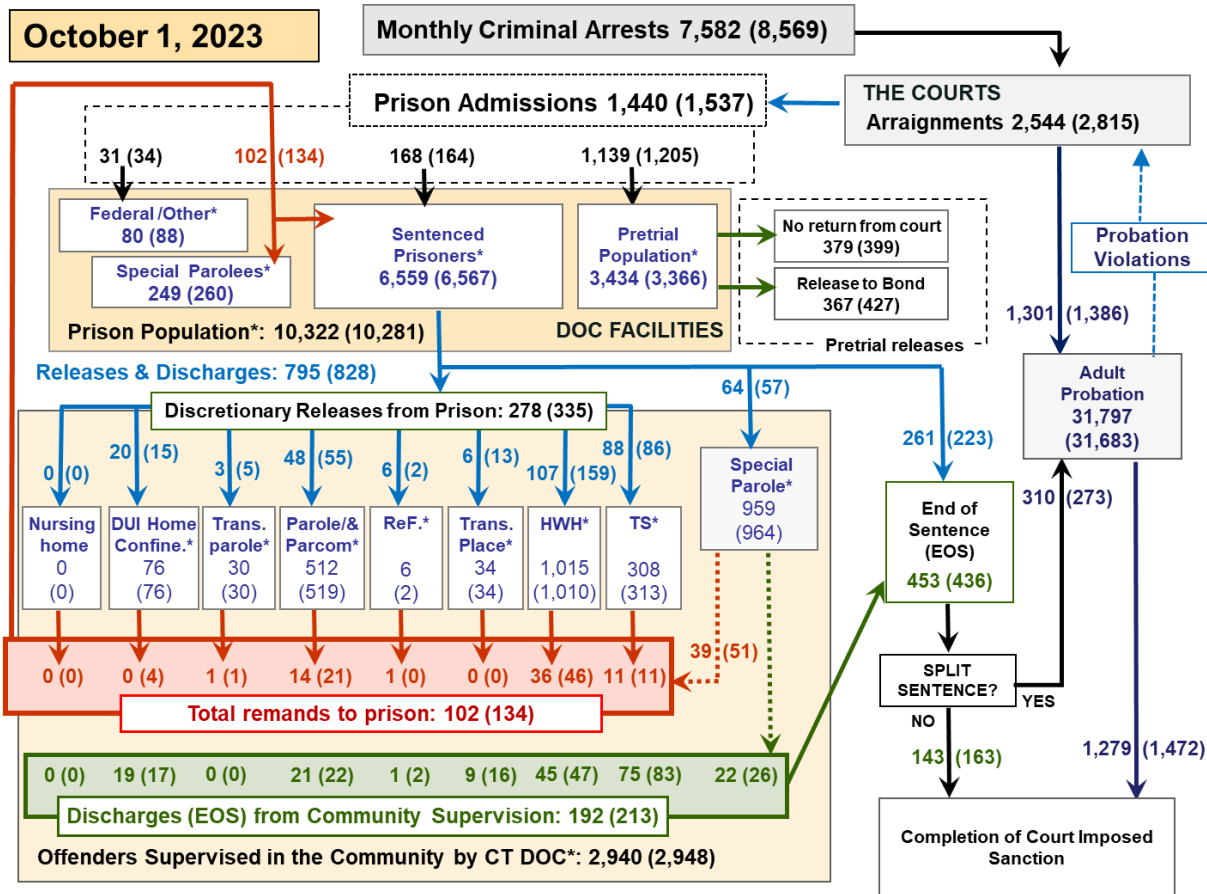
WEEK OF OCTOBER 1, 2023

- **OPM Population Estimate:**
10,098
- **DOC Facility Count:**

October 1	10,322
First Week Avg.	10,318
- **Difference from OPM Forecast:**
 - First of the Month
224 **2.2%**
 - First Week Avg.
220 **2.2%**

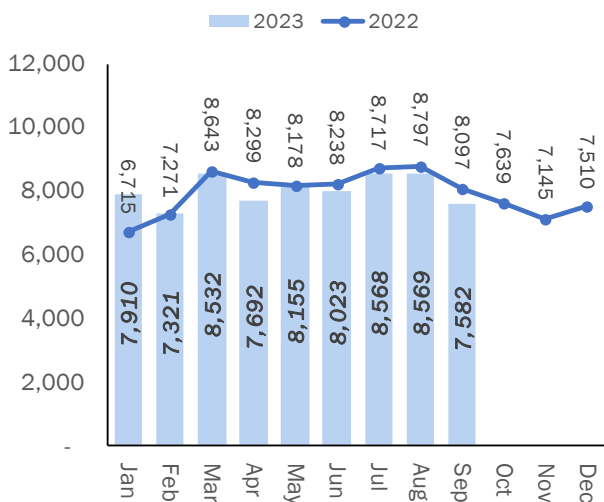


Criminal Justice System Monthly Counts & Flow Chart

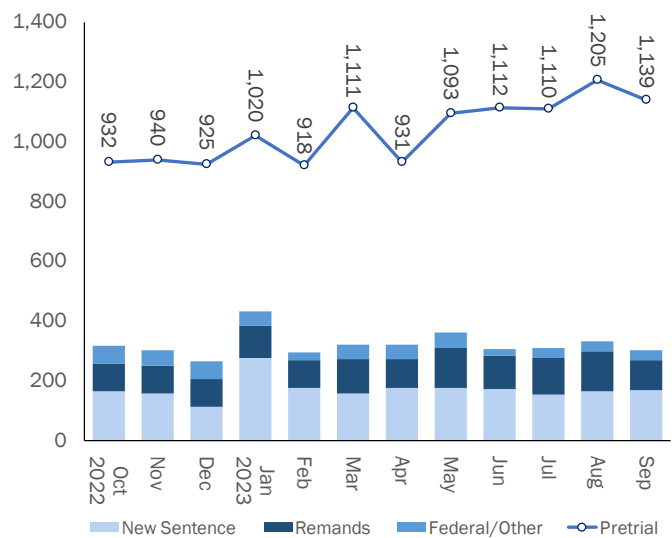


This flowchart contains monthly operations data for September 2023 and daily counts reported on October 1, 2023. Asterisks (*) indicate the daily count on October 1. Figures from last month are enclosed by parentheses.

Statewide Arrests: 2022 & 2023



Monthly DOC Admissions: 2022 & 2023



Note: Data in the chart above show new case starts in the state Criminal Motor Vehicle System (CRMVS).

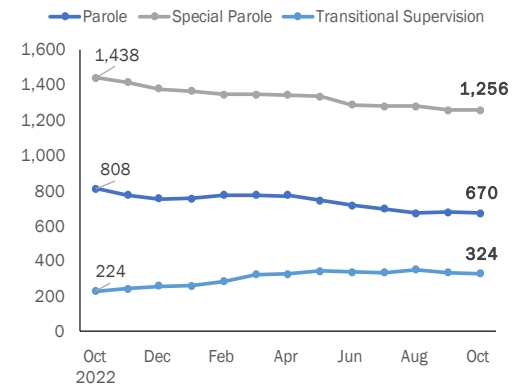


Department of Correction

First-of-the-Month Totals

	2023	2023	2023	2022	% Change	
	Aug. 1	Sep. 1	Oct. 1	Oct. 1	Monthly	Annual
DOC Facilities						
Federal/Other	85	88	80	106	-9.1%	-24.5%
Sentenced	6,528	6,567	6,559	6,140	-0.1%	6.8%
Special Parole	247	260	249	270	-4.2%	-7.8%
Pretrial	3,352	3,366	3,434	3,578	2.0%	-4.0%
Total	10,212	10,281	10,322	10,094	0.4%	2.3%
DOC Community						
Transfer Parole	32	30	30	27	0.0%	11.1%
Parole/ Parcom Total	517	519	512	647	-1.3%	-20.9%
Parole	388	391	384	498	-1.8%	-22.9%
Parcom @ CT	129	128	128	149	0.0%	-14.1%
Furlough	2	2	6	37	200.0%	-83.8%
Trans Placement	37	34	34	41	0.0%	-17.1%
DUI/Home confine.	85	76	76	70	0.0%	8.6%
Halfway House Total	988	1,010	1,015	888	0.5%	14.3%
Comm Release	502	530	532	402	0.4%	32.3%
Transitional Supervision	21	18	16	11	-11.1%	45.5%
Parole	152	156	158	161	1.3%	-1.9%
Transfer Parole	20	14	12	13	-14.3%	-7.7%
Special Parole	293	292	297	301	1.7%	-1.3%
Transitional Supervision	327	313	308	213	-1.6%	44.6%
Nursing home	0	0	0	0	-	-
Special Parole	983	964	959	1,137	-0.5%	-15.7%
Total	2,971	2,948	2,940	3,060	-0.3%	-3.9%

DOC Community Supervision: First-of-the-Month Totals



Bond Ranges for Pretrial Detainees

	Aug. 1, 2023	Sep. 1, 2023	Oct. 1, 2023	Oct. 1, 2022
Bond amount				
Less than \$20K	411	418	415	390
\$20K to < \$50K	374	408	411	455
\$50K to < \$100K	424	423	413	502
\$100K or higher	2,237	2,277	2,268	2,341
Persons w/bonds	3,446	3,526	3,507	3,688
Over \$1M	545	555	553	471

Pretrial, Weeks Held since Admission

Weeks since last DOC admit	Aug. 1, 2023	Sep. 1, 2023	Oct. 1, 2023	Oct. 1, 2022
< 1 week	314	316	361	293
1 to < 3 weeks	328	276	300	271
3 to < 10 weeks	691	764	725	723
10 to < 30 weeks	880	912	926	1,010
30 wks or more	1,239	1,262	1,198	1,400
Pretrial prisoners	3,452	3,530	3,510	3,697

Judicial Branch Court Support Services Division

The Jail Reinterview Program

	Pretrial admissions	Offender interviews	Offenders released	Released last year
JUL	1,110	941	241	258
AUG	1,205	1,113	265	290
SEP	1,139	1,049	253	269

Pretrial Bail and Probation Caseloads

	Pretrial bail case starts	Client supv. starts	Split sentence starts	Pretrial bail cases*
JUL	2,483	1,283	285	13,006
AUG	2,748	1,386	273	12,992
SEP '23	2,415	1,301	310	13,009
SEP '22	2,361	1,492	241	14,042

* Reflects open cases as of the first of the month.



Department of Correction

Monthly Totals

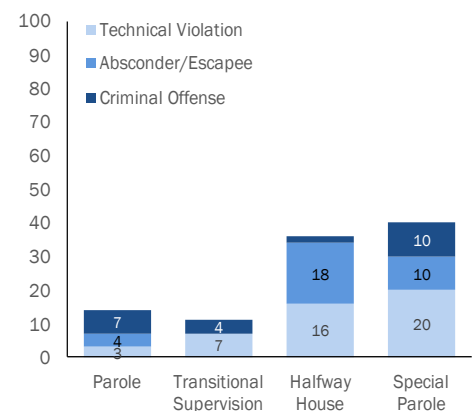
	2023	2023	2023	2022	% Change	
	JUL	AUG	SEP	SEP	Monthly	Annual
Admissions						
Federal/Other	33	34	31	38	-8.8%	-18.4%
Remands	122	134	102	93	-23.9%	9.7%
DUI	1	4	0	8	-100.0%	-100.0%
Transfer Parole	0	1	1	1	0.0%	0.0%
Parole	18	21	14	19	-33.3%	-26.3%
Trans Plac/Furlough	0	0	1	0	-	-
Halfway House	47	46	36	22	-21.7%	63.6%
Transitional Supervision	11	11	11	7	0.0%	57.1%
Special Parole	45	51	39	36	-23.5%	8.3%
New Sentence	155	164	168	151	2.4%	11.3%
Violation of Parole	45	40	33	30	-17.5%	10.0%
Pretrial	1,110	1,205	1,139	1,000	-5.5%	13.9%
Total	1,420	1,537	1,440	1,282	-6.3%	12.3%
Releases and discharges						
Transfer Parole	7	5	3	12	-40.0%	-75.0%
Parole	36	55	48	46	-12.7%	4.3%
Furlough	3	2	6	21	200.0%	-71.4%
Trans. Placement	8	13	6	12	-53.8%	-50.0%
Home Confinement DUI	27	15	20	25	33.3%	-20.0%
Halfway House	109	159	107	98	-32.7%	9.2%
Transitional Supervision	98	86	88	67	2.3%	31.3%
Special Parole	70	57	64	75	12.3%	-14.7%
Nursing home	0	0	0	0	-	-
End of Sentence	451	436	453	358	3.9%	26.5%
Total	809	828	795	714	-4.0%	11.3%
Pretrial Releases*						
From Court	371	399	379	368	-5.0%	3.0%
Release to Bond	346	427	367	353	-14.1%	4.0%

* Totals reflect events, not individual offenders

Pretrial Admissions, New to DOC:

	JUL	AUG	SEP	SEP
	2023	2023	2023	2022
Arraignments	2,574	2,815	2,544	2,381
Pretrial Admits	1,110	1,205	1,139	1,000
New to DOC	300	339	279	206
% New	27%	28%	24%	21%

Remands from Community Release



Board of Pardons and Paroles

Parole Hearings: New Cases

	Parole hearings	Paroles granted	Grant rate	Granted: prior year	Granted: two years prior
JUL	78	43	55%	33	64
AUG	74	40	54%	50	57
SEP	98	46	47%	27	52

Other BOPP Actions

	Reparole from revocation	Early Termination		Special parole discharges	Transfer parole approvals
		Discretionary parole	Special parole		
JUL	50	9	9	17	3
AUG	43	0	11	23	3
SEP '23	35	2	6	27	4
SEP '22	33	15	17	11	8

DOC: Community Release Unit

Case Reviews and Release Metrics

	Cases reviewed	Approved	Denied	Continued	Approval rate
JUL	469	249	37	100	53%
AUG	602	292	41	163	49%
SEP '23	425	229	23	95	54%
SEP '22	429	209	43	99	49%

Monthly data sources: CRMVS via CJIS (arrests), JB CSSD (court and probation figures), BOPP and the DOC.

This report produced by the [Criminal Justice Policy & Planning Division Research Unit](#) at:

The Connecticut Office of Policy and Management
450 Capitol Avenue, Hartford CT, 06106

