


STATE OF CONNECTICUT

Connecticut Parole and
Community Services

Monthly Report



May 2002
(May 2001 to May 2002)

Prepared by
Jerry Stowell

FOR
BOARD OF PARDONS & PAROLES (BOPP)
AND
DEPARTMENT OF CORRECTION (DOC)
Parole and Community Services Division

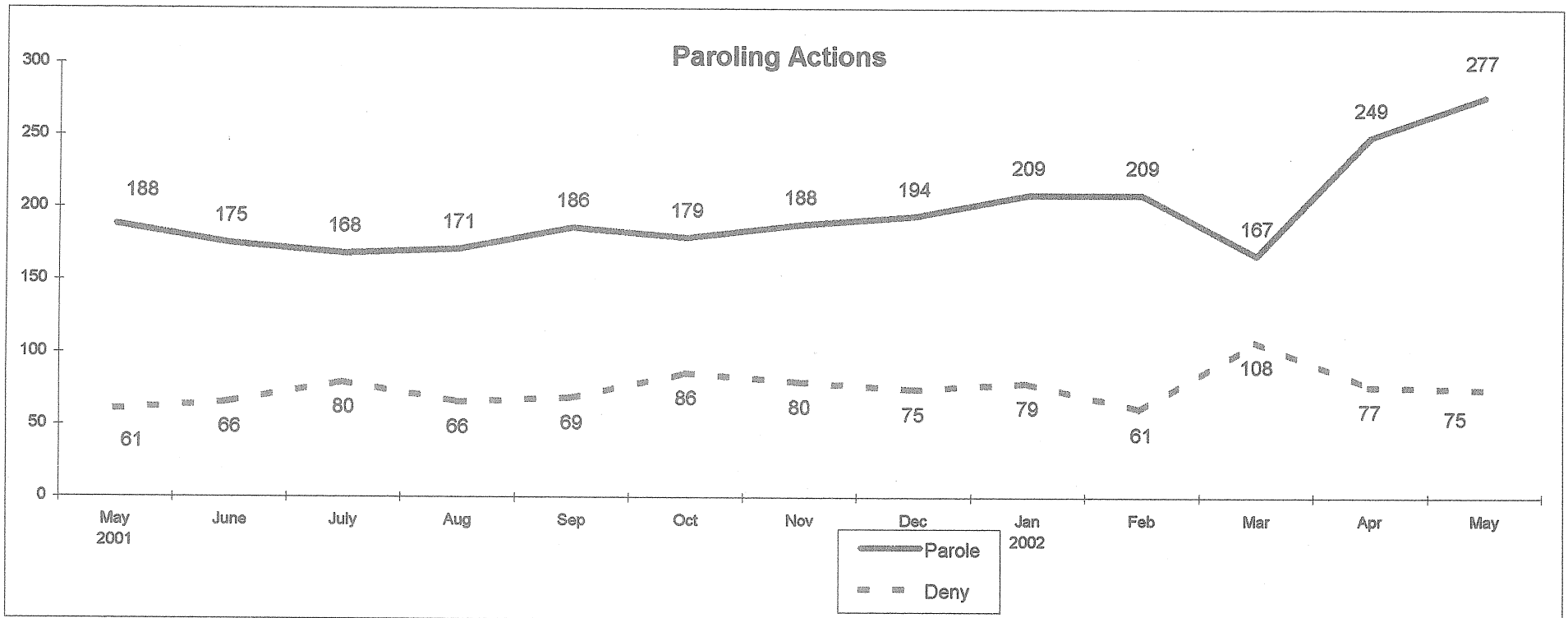
**Correctional Population and Parole Eligibility
May 31, 2002**

Confined Population	18,164		
(Unsentenced and Special Inmates)	(3,792)	Balance	14,372
(Sentences 2 Years & Less, Cuscom, New Admits)	(4,597)	Balance	9,775
(Parole Ineligible, crime committed)	(670)	Balance	9,105
(SRG Classification)	(321)	Balance	8,784
(Wright Decision Cases)	(416)	Balance	8,368
(Level 5 Classification)	(86)	Balance	8,282
(Chronic Disciplinary Unit Classification)	(63)		
Population Eligible for Parole Consideration	8,219		

**Connecticut Board of Parole
Hearings Division Monthly Statistics
May 31, 2002**

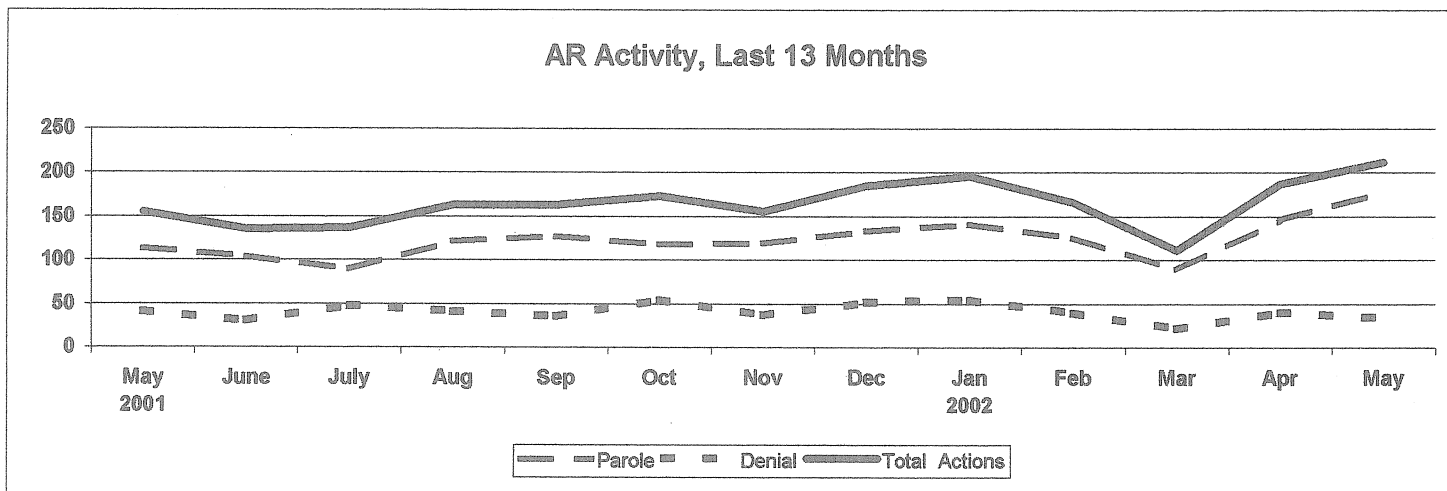
	2001					2002					12 Mo.			
	May	June	July	Aug	Sep	Oct	Nov	Dec	Jan	Feb	Mar	Apr	May	Totals
Full Panel Actions														
Parole	75	71	79	50	59	61	69	61	68	83	78	103	99	881
Deny	19	35	32	24	33	31	43	23	24	21	86	36	41	429
Medical Parole	0	0	0	0	0	0	0	0	0	0	0	0	0	0
Revoke	40	42	49	43	40	53	42	46	41	40	53	39	55	543
Revoke & Reparole	12	20	12	7	23	21	26	14	16	12	18	24	19	212
Rescind	9	8	7	2	12	8	16	13	14	11	10	11	9	121
Rescind & Reparole	6	15	7	6	4	8	12	12	6	11	11	4	13	109
Early Parole Discharge	0	0	0	0	0	0	0	0	0	0	0	0	0	0
Total Full Panel Actions	161	191	186	132	171	182	208	169	169	178	256	217	236	2295
Administrative Review Actions														
Parole	113	104	89	121	127	118	119	133	141	126	89	146	178	1491
Deny	42	31	48	42	36	55	37	52	55	40	22	41	34	493
Total Admin. Review Actions	155	135	137	163	163	173	156	185	196	166	111	187	212	1984
Staff Actions														
Case Review	30	45	31	26	34	24	20	15	12	16	25	40	17	305
Review & Reschedule	286	230	157	265	145	267	130	169	303	96	479	296	278	2815
Close Interest	107	67	62	94	23	79	28	54	87	20	101	126	66	807
Total Actions	739	668	573	680	536	725	542	592	767	476	972	866	809	8206
Total Hearing Dates	20	18	20	19	19	18	20	18	20	18	21	21	20	232
Parole Grant Rate														
Full Panels	80%	67%	71%	68%	64%	66%	62%	73%	74%	80%	48%	74%	71%	67%
Administrative Reviews	73%	77%	65%	74%	78%	68%	76%	72%	72%	76%	80%	78%	84%	75%

Connecticut Board of Parole
Hearings Division Monthly Statistics
May 31, 2002



**Connecticut Board of Parole
Hearings Division Monthly Statistics
Administrative Reviews
May 31, 2002**

	2001					2002								
	May	June	July	Aug	Sep	Oct	Nov	Dec	Jan	Feb	Mar	Apr	May	
Parole	113	104	89	121	127	118	119	133	141	126	89	146	178	
Denial	42	31	48	42	36	55	37	52	55	40	22	41	34	
Medical Parole	0	0	0	0	0	0	0	0	0	0	0	0	0	
Total Actions	155	135	137	163	163	173	156	185	196	166	111	187	212	



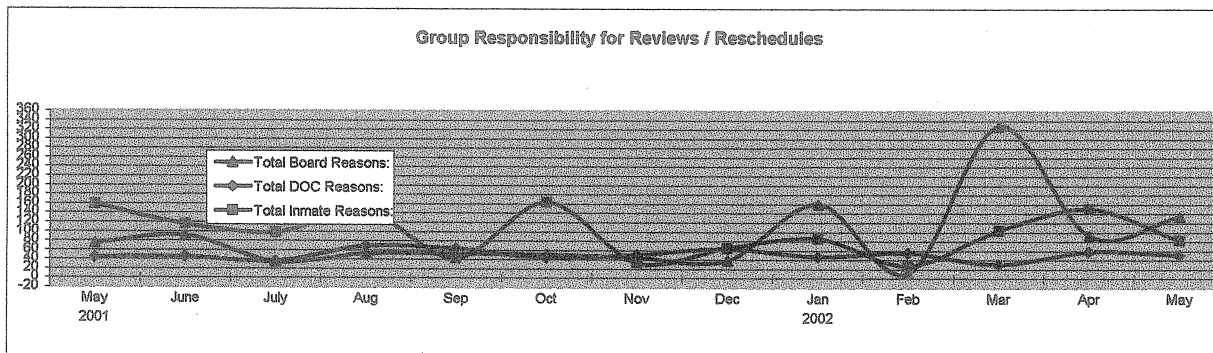
**Connecticut Board of Parole
Hearings Division Monthly Statistics
Current Location
May 31, 2002
Persons Granted Parole via Administrative Reviews**

Granting Month

Location	2001					2002								12 Mo.
	May	June	July	Aug	Sep	Oct	Nov	Dec	Jan	Feb	Mar	Apr	May	Total
CT Parole Supervision	1	0	0	1	2	3	5	6	9	5	8	4	6	49
Out-of State Parole Supervision	0	0	0	0	0	0	0	0	0	0	0	0	0	0
Abscond from Parole	0	0	0	0	0	0	0	0	1	0	0	0	0	1
Halfway House	3	4	3	7	6	5	6	10	5	8	5	8	10	77
Confined in CT, to be Released	108	99	86	112	118	110	107	113	126	113	71	129	159	1343
Confined, Out of State	0	0	0	0	0	0	0	0	0	0	0	0	0	0
Furlough	0	0	0	0	0	0	0	0	0	0	0	0	0	0
Escaped, Prior to Release	0	0	0	0	0	0	0	0	0	0	0	0	0	0
Reconfined	0	0	0	0	0	0	0	0	0	0	0	0	0	0
TS	0	0	0	0	0	0	0	0	0	0	0	0	0	0
Discharged	0	0	0	0	0	0	0	0	0	0	1	0	3	4
Virginia	1	1	0	1	1	0	1	4	0	0	4	5	0	17
Total	113	104	89	121	127	118	119	133	141	126	89	146	178	1491

**Connecticut Board of Parole
Types of Review and Rescheduling Activities
May 2002**

	2001					2002					Apr	May	
	May	June	July	Aug	Sep	Oct	Nov	Dec	Jan	Feb			Mar
Inmate-Related Reasons:													
Regular Hearings													
In Seg/Punitive Seg	8	6	8	6	0	11	3	5	0	1	4	7	12
Inmate's Request	2	2	0	0	0	0	0	0	0	1	3	1	1
Pending Charges	44	25	18	57	4	52	3	14	45	4	29	47	19
Pending DR	0	0	0	0	0	0	0	0	0	0	0	0	0
SRG Affiliation	48	23	22	27	3	48	5	19	15	1	24	27	15
Pending Waiver	0	0	0	0	0	0	0	0	0	0	0	0	0
85% Status	27	15	19	27	1	29	3	11	9	5	17	23	15
Case Review	30	45	31	26	34	24	20	15	12	16	25	40	17
Revocation Hearings:													
Attorney	0	0	0	0	1	0	0	0	0	0	0	0	0
Pending Charges	0	0	0	0	0	0	0	1	4	0	1	5	4
Total Inmate Reasons:	159	116	98	143	43	164	34	65	85	28	103	150	83
DOC-Related Reasons													
Regular Hearings													
Transportation	33	38	30	63	56	40	47	57	44	47	27	48	46
Awaiting MH Evaluation	12	8	6	6	8	5	5	6	3	8	4	10	6
Total DOC Reasons:	45	46	36	69	64	45	52	63	47	55	31	58	52
Board-Related Reasons													
Regular Hearings													
Additional Info	24	20	10	11	19	16	10	13	16	6	17	42	37
Additional Offense Info	11	13	7	15	15	7	16	14	10	2	11	19	20
Hearing Cancelled	0	35	0	0	14	0	17	0	106	0	269	0	52
Ineligible-PE date	2	2	0	0	0	0	0	0	0	1	3	1	1
No Parole Package	0	0	0	0	0	0	0	0	0	0	0	0	0
Awaiting Sex Offender Eval	0	0	0	0	0	0	0	0	0	0	0	0	0
Other	37	21	18	27	5	29	2	12	28	3	29	31	23
Total Board Reasons:	74	91	35	53	53	52	45	39	160	12	329	93	133
All Reasons:	278	253	169	265	160	261	131	167	292	95	463	301	268

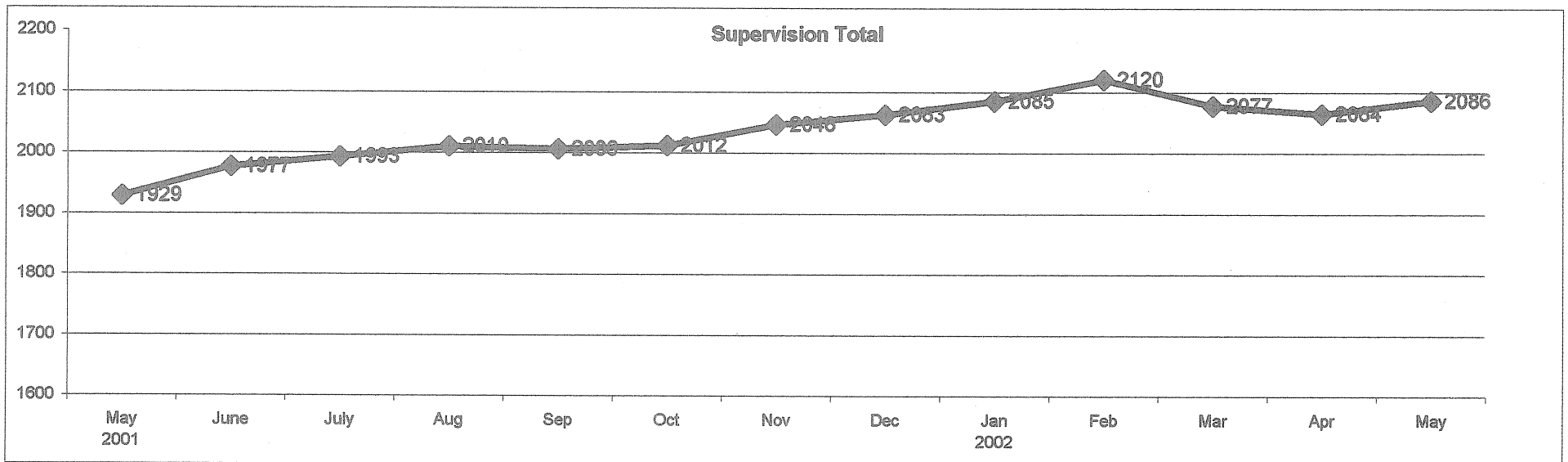


**Parole Granting Rate
June 2001 -May 2002**

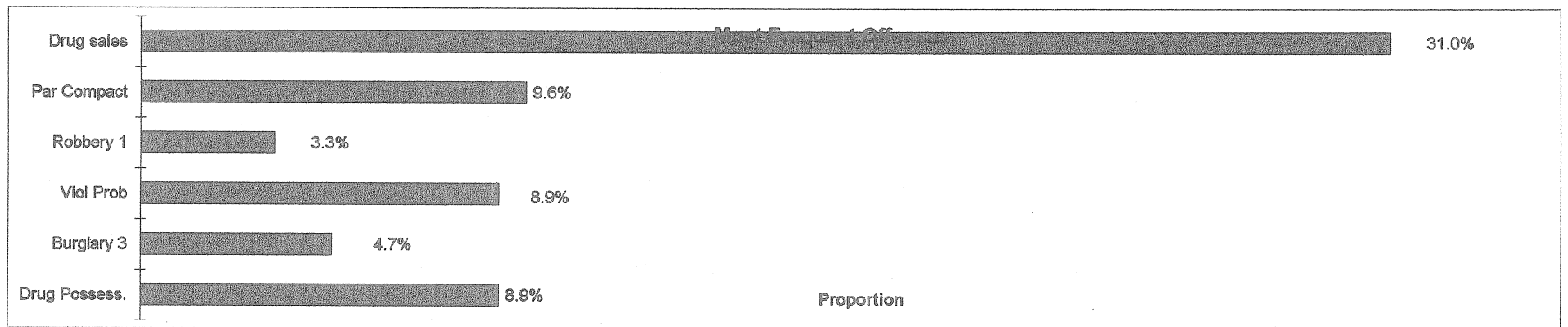

	Full Panel Hearings	Administrative Reviews
June	67%	77%
July	71%	65%
August	68%	74%
September	64%	78%
October	66%	68%
November	62%	76%
December	73%	72%
January	74%	72%
February	80%	76%
March	48%	80%
April	74%	78%
May	71%	84%
Average:	68%	75%

Connecticut Board of Parole Parole Supervision Caseload May 31, 2002

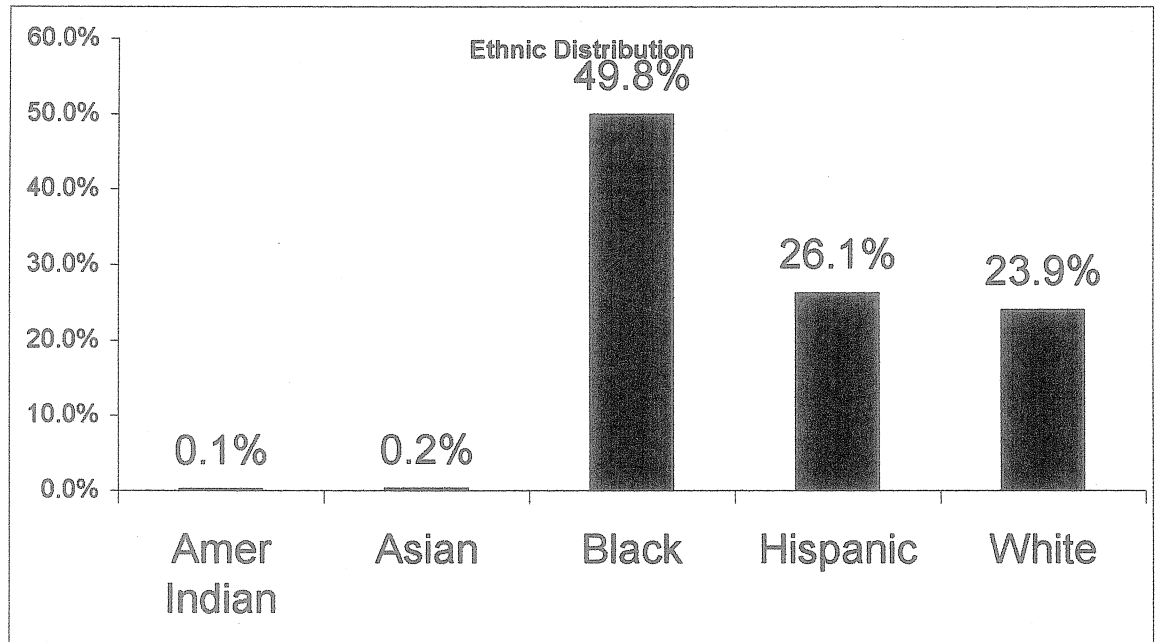
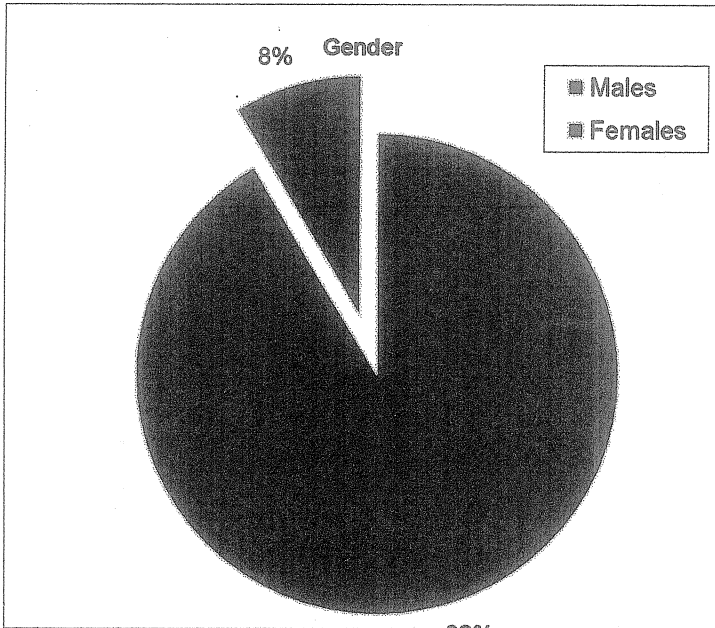
	2001						2002						
	May	June	July	Aug	Sep	Oct	Nov	Dec	Jan	Feb	Mar	Apr	May
CT Parolees Supervised in CT	1618	1648	1669	1691	1695	1689	1717	1750	1770	1784	1743	1731	1758
Out Of State Parolees Supervised in CT	188	184	181	177	171	176	178	175	175	190	190	191	188
CT Supervision Total:	1806	1832	1850	1868	1866	1865	1895	1925	1945	1974	1933	1922	1946
CT Parolees Supervised Out of State	123	145	143	142	140	147	151	138	140	146	144	142	140
Supervision Total:	1929	1977	1993	2010	2006	2012	2046	2063	2085	2120	2077	2064	2086
Parole Violators Confined	231	224	231	257	263	264	279	265	283	279	284	300	306
GRAND TOTAL	2160	2201	2224	2267	2269	2276	2325	2328	2368	2399	2361	2364	2392



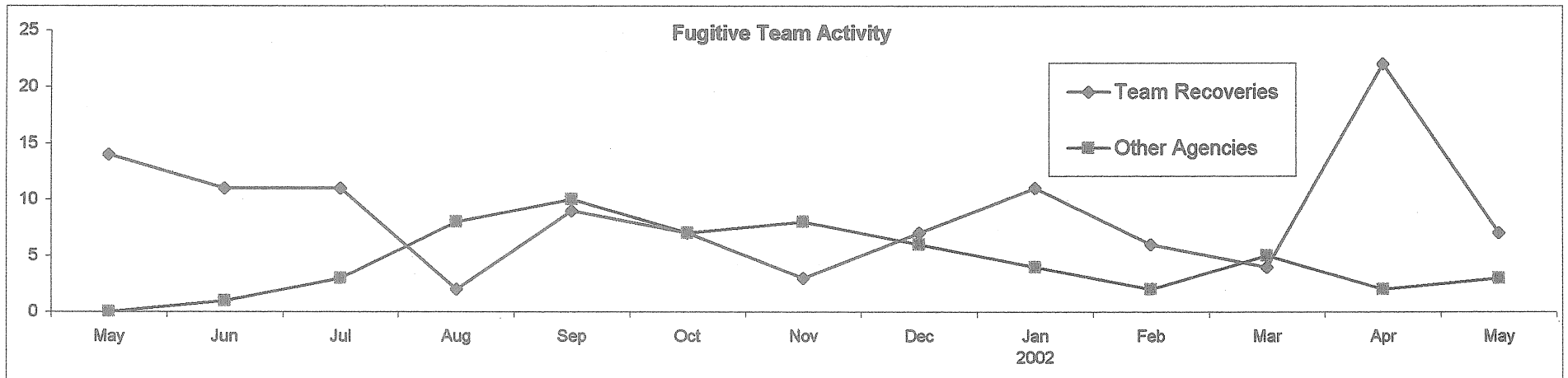
Connecticut Board of Parole Parole Supervision Caseload May 31, 2002



**Connecticut Board of Parole
Parole Supervision Caseload
May 31, 2002**



**Connecticut Board of Parole
Parole Supervision Caseload
May 31, 2002**



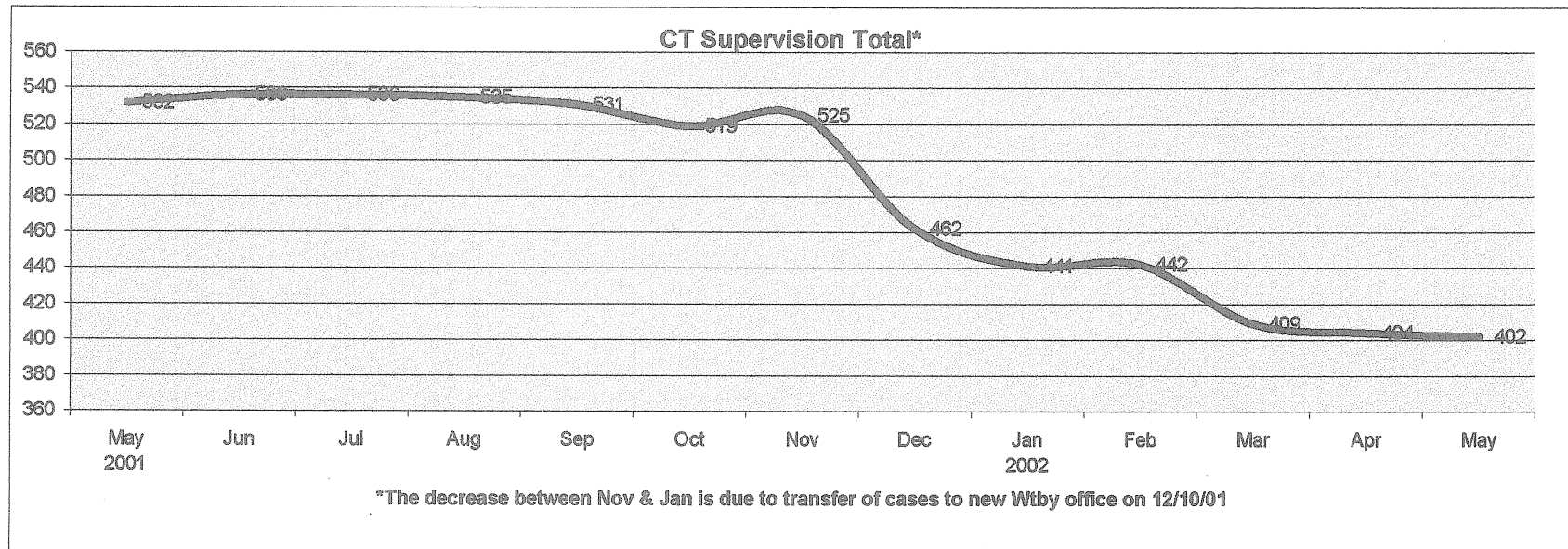
**Connecticut Board of Parole
Parole Supervision Caseload
May 31, 2002**

	2001 May	June	July	Aug	Sep	Oct	Nov	Dec	2002 Jan	Feb	Mar	Apr	May
Number of Parolees Employed:	1466	1514	1510	1544	1499	1392	1510	1553	1571	1577	1525	1541	1535
Parolees Unemployable:	173	147	174	160	196	293	181	170	174	192	206	193	206
Proportion Employed:	90%	90%	90%	90%	90%	89%	88%	88%	89%	88%	88%	89%	88%
Number Active in Parole Works:	94	94	105	77	93	103	129	126	125	135	129	138	131
# Community Service Hours:	933	963	1408	1266	1214	1195	1132	337	1425	1789	1117	1578	858

Parole Supervision Caseload May 31, 2002

Bridgeport District Office Supervision Caseload

	2001									2002				
	May	Jun	Jul	Aug	Sep	Oct	Nov	Dec	Jan	Feb	Mar	Apr	May	
CT Parolees Supervised in CT	462	475	480	476	472	459	465	418	394	396	365	356	360	
Out Of State Parolees Supervised in CT	70	61	56	59	59	60	60	44	47	46	44	48	42	
CT Supervision Total:	532	536	536	535	531	519	525	462	441	442	409	404	402	
 Parole Violators Confined	 56	 64	 72	 65	 68	 69	 72	 64	 73	 71	 71	 68	 56	
GRAND TOTAL	588	600	608	600	599	588	597	526	514	513	480	472	458	

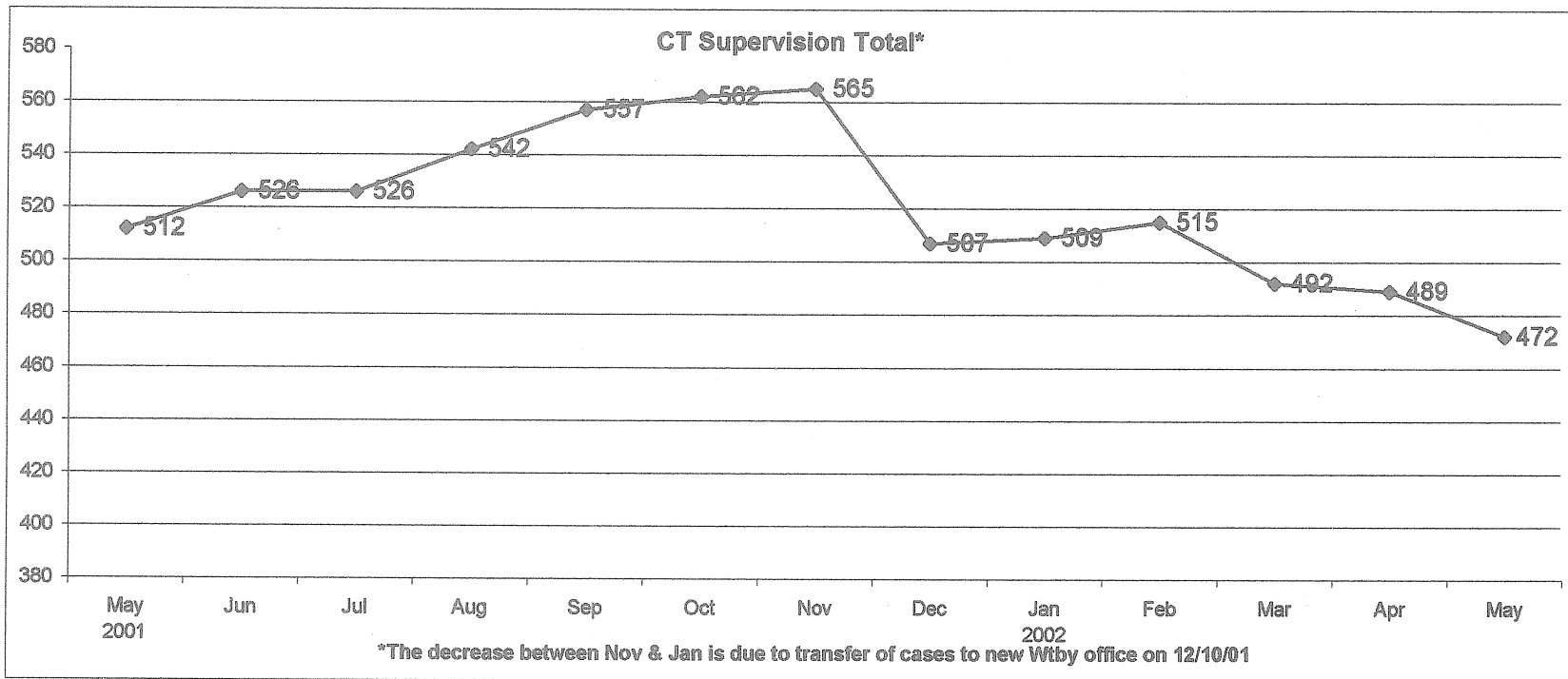


Parole Supervision Caseload

May 31, 2002

Hartford District Office Supervision Caseload

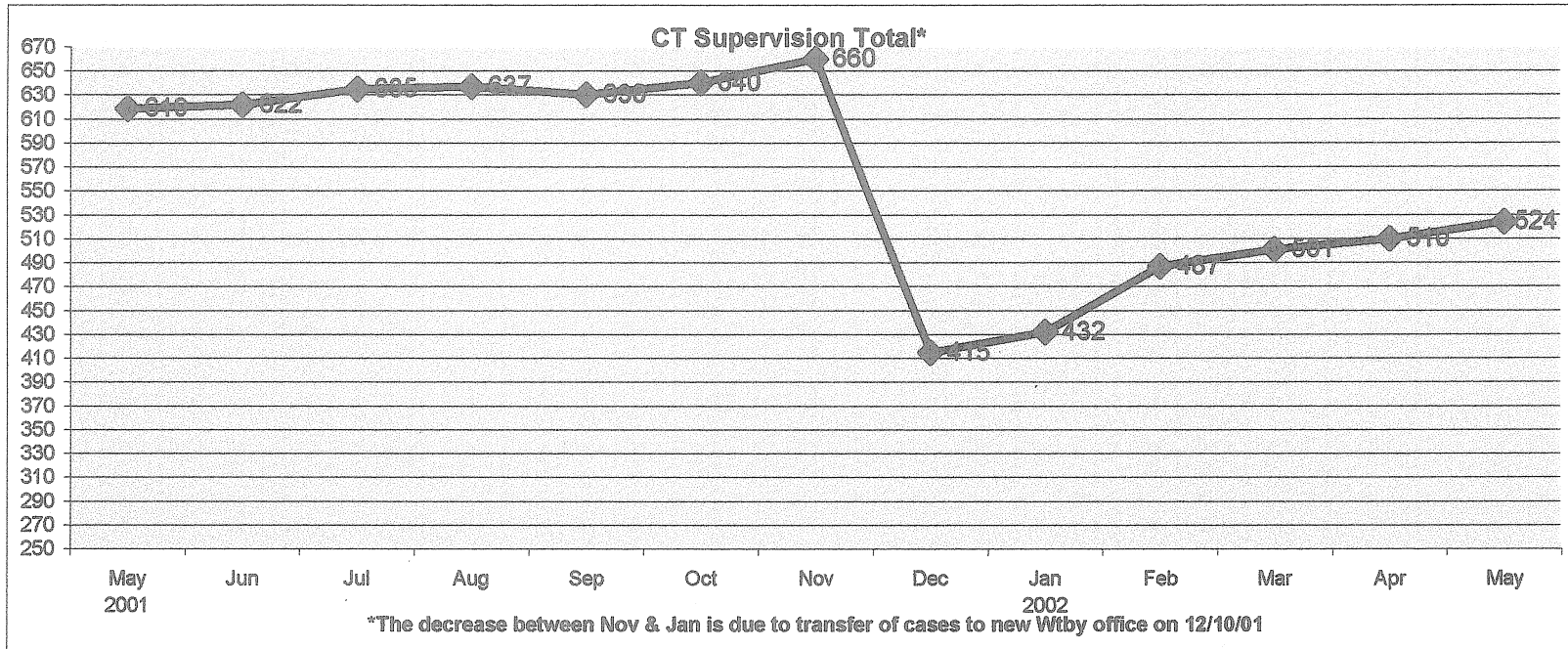
	2001							2002						
	May	Jun	Jul	Aug	Sep	Oct	Nov	Dec	Jan	Feb	Mar	Apr	May	
CT Parolees Supervised in CT	466	475	480	501	518	519	519	470	472	474	448	444	431	
Out Of State Parolees Supervised in CT	46	51	46	41	39	43	46	37	37	41	44	45	41	
CT Supervision Total:	512	526	526	542	557	562	565	507	509	515	492	489	472	
Parole Violators Confined	79	100	93	93	102	104	96	104	93	89	86	95	104	
GRAND TOTAL	591	626	619	635	659	666	661	611	602	604	578	584	576	



Parole Supervision Caseload May 31, 2002

New Haven District Office Supervision Caseload

	2001							2002						
	May	Jun	Jul	Aug	Sep	Oct	Nov	Dec	Jan	Feb	Mar	Apr	May	
CT Parolees Supervised in CT	558	561	567	571	569	579	599	372	388	440	458	461	474	
Out Of State Parolees Supervised in CT	61	61	68	66	61	61	61	43	44	47	43	49	50	
CT Supervision Total:	619	622	635	637	630	640	660	415	432	487	501	510	524	
Parole Violators Confined	58	61	56	57	80	82	88	84	47	58	70	65	71	
GRAND TOTAL	677	683	691	694	710	722	748	499	479	545	571	575	595	

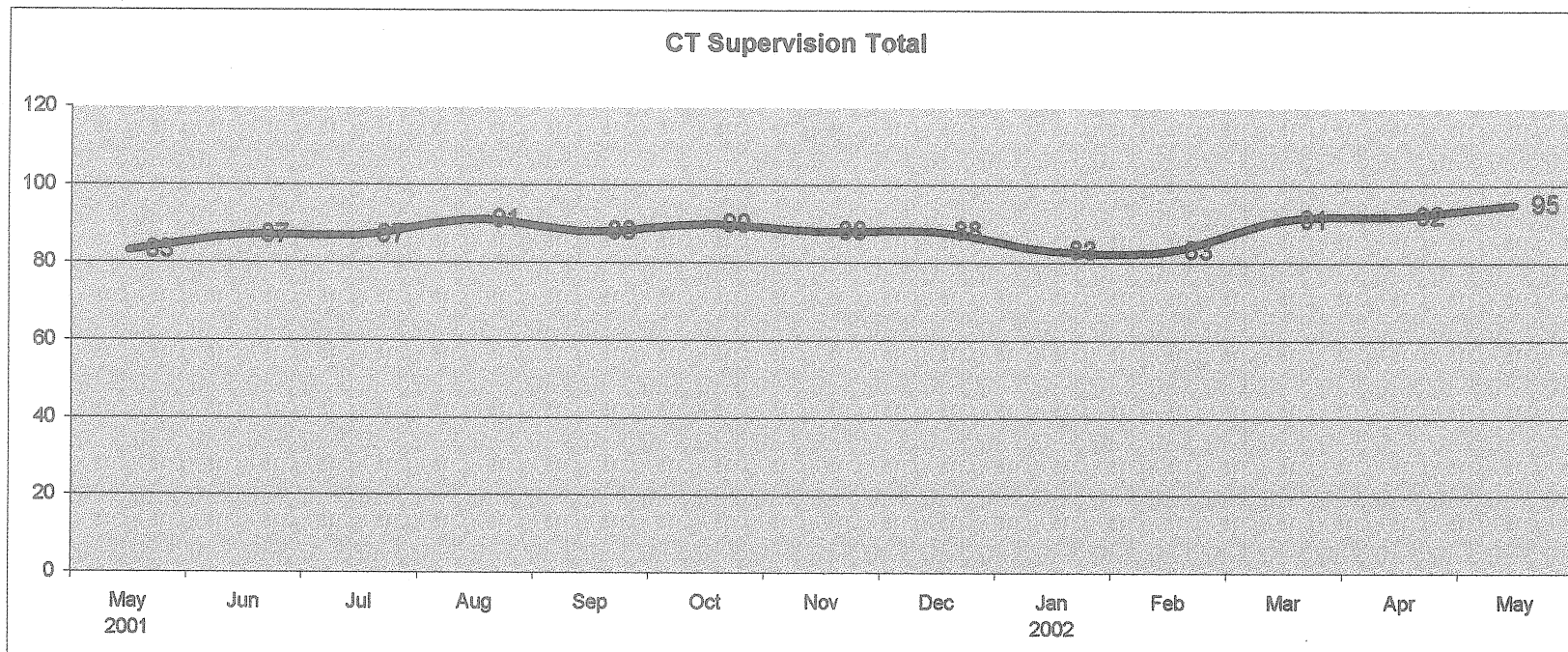


Parole Supervision Caseload

May 31, 2002

Special Management Supervision Caseload

	2001						2002						
	May	Jun	Jul	Aug	Sep	Oct	Nov	Dec	Jan	Feb	Mar	Apr	May
CT Parolees Supervised in CT	72	76	76	80	76	78	77	75	75	67	73	74	77
Out Of State Parolees Supervised in CT	11	11	11	11	12	12	11	13	8	16	18	18	18
CT Supervision Total:	83	87	87	91	88	90	88	88	83	83	91	92	95
Parole Violators Confined	10	8	6	5	3	4	10	13	14	16	16	11	14
GRAND TOTAL	93	95	93	96	91	94	98	101	97	99	107	103	109



Parole Supervision Caseload May 31, 2002

Waterbury Caseload

	2001							2002						
	May	Jun	Jul	Aug	Sep	Oct	Nov	Dec	Jan	Feb	Mar	Apr	May	
CT Parolees Supervised in CT	0	0	0	0	0	0	0	360	389	407	399	396	416	
Out Of State Parolees Supervised in CT	0	0	0	0	0	0	0	38	39	40	41	31	37	
CT Supervision Total:	0	0	0	0	0	0	0	398	428	447	440	427	453	
Parole Violators Confined	0	0	0	0	0	0	0	46	41	36	37	46	54	
GRAND TOTAL	0	0	0	0	0	0	0	444	469	483	477	473	507	

