


STATE OF CONNECTICUT

Connecticut Parole and Community Services
Monthly Report



AUGUST 2001

(AUGUST 2000 to AUGUST 2001)

Prepared by
Jerry Stowell

FOR
BOARD OF PARDONS & PAROLES (BOPP)
AND
DEPARTMENT OF CORRECTION (DOC)
Parole and Community Services Division

**Correctional Population and Parole Eligibility
August 31, 2001**

Confined Population

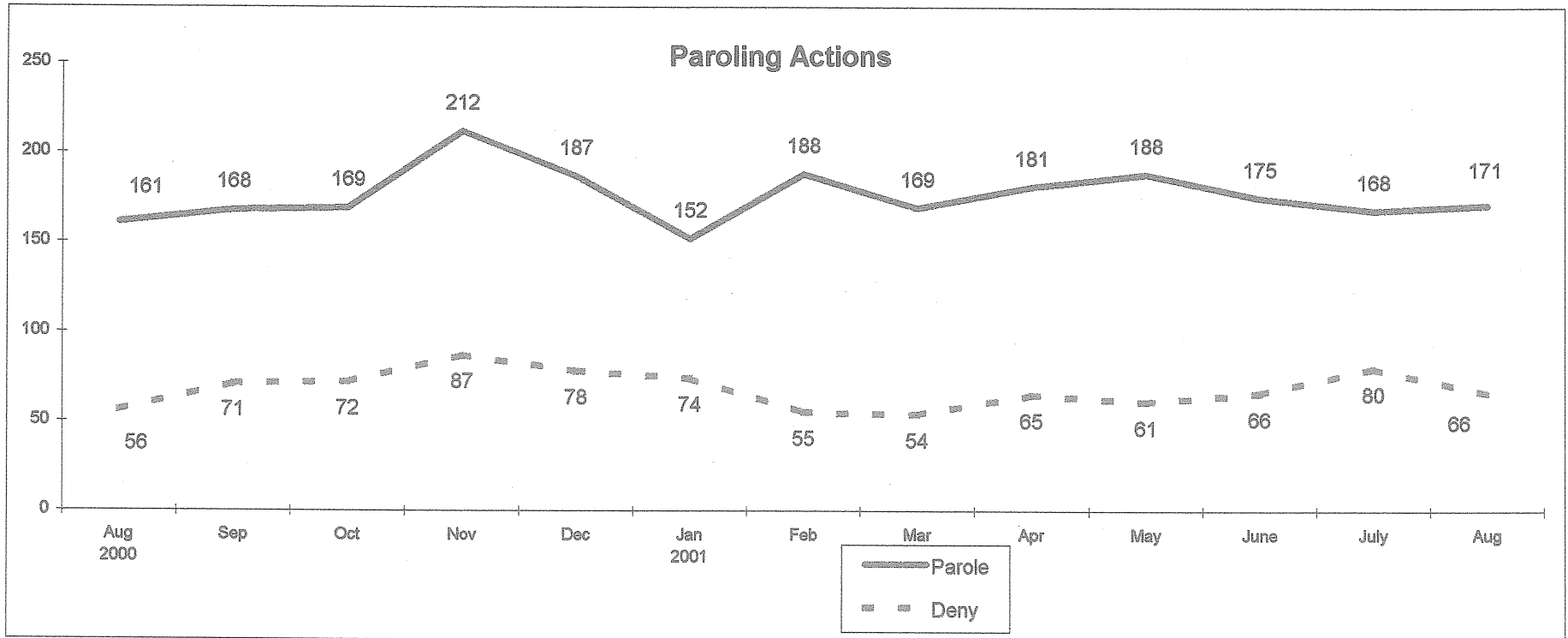
	17,557		
(Unsentenced and Special Inmates)	(3,844)	Balance	13,713
(Sentences 2 Years & Less, Cuscom, New Admits)	(4,226)	Balance	9,487
(Parole Ineligible, crime committed)	(657)	Balance	8,830
(SRG Classification)	(345)	Balance	8,485
(Wright Decision Cases)	(365)	Balance	8,120
(Level 5 Classification)	(101)	Balance	8,019
(Chronic Disciplinary Unit Classification)	(60)		

Population Eligible for Parole Consideration 7,959

**Connecticut Board of Parole
Hearings Division Monthly Statistics
August 31, 2001**

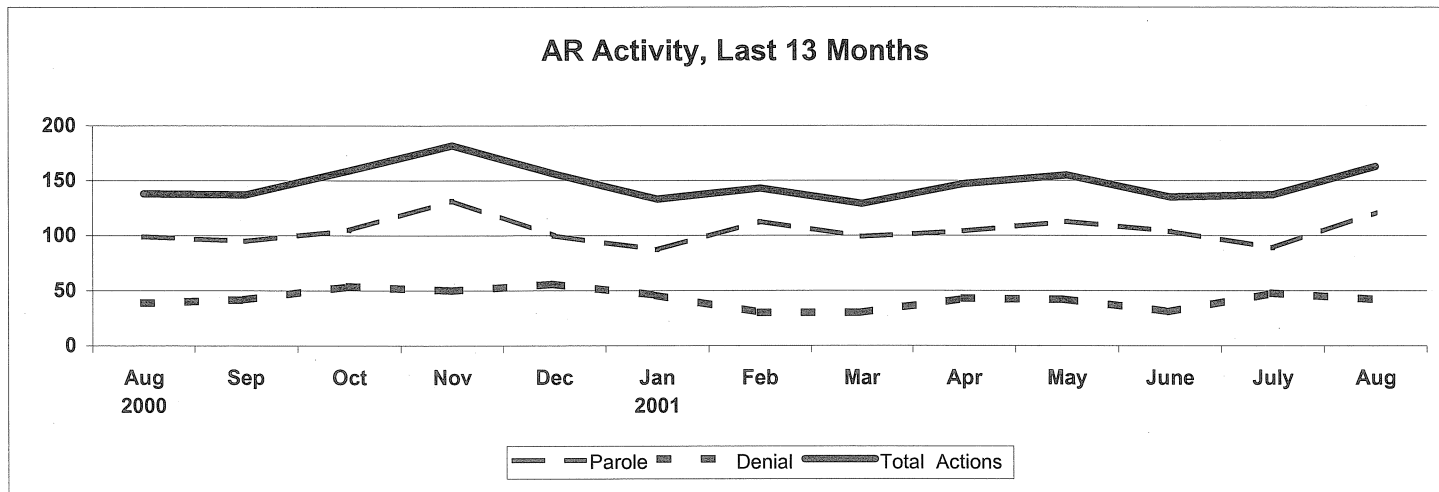
	2000					2001								12 Mo.
	Aug	Sep	Oct	Nov	Dec	Jan	Feb	Mar	Apr	May	June	July	Aug	Totals
Full Panel Actions														
Parole	62	73	64	80	87	65	75	70	77	75	71	79	50	866
Deny	17	29	18	37	22	28	25	24	22	19	35	32	24	315
Medical Parole	0	2	0	0	0	0	0	0	0	0	0	0	0	2
Revoke	29	39	43	48	39	24	33	7	23	40	42	49	43	430
Revoke & Reparole	8	12	8	16	13	10	10	15	5	12	20	12	7	140
Rescind	11	10	1	9	11	10	8	2	5	9	8	7	2	82
Rescind & Reparole	13	10	8	19	18	13	10	9	16	6	15	7	6	137
Early Parole Discharge	0	0	0	0	0	0	0	0	0	0	0	0	0	0
Total Full Panel Actions	140	175	142	209	190	150	161	127	148	161	191	186	132	1972
Administrative Review Actions														
Parole	99	95	105	132	100	87	113	99	104	113	104	89	121	1262
Deny	39	42	54	50	56	46	30	30	43	42	31	48	42	514
Total Admin. Review Actions	138	137	159	182	156	133	143	129	147	155	135	137	163	1776
Staff Actions														
Case Review	32	35	23	36	27	35	24	52	35	30	45	31	26	399
Review & Reschedule	193	220	141	157	182	163	251	147	93	286	230	157	265	2292
Close Interest	68	84	79	59	63	44	96	60	33	107	67	62	94	848
Total Actions	571	651	544	643	618	525	675	515	456	739	668	573	680	7287
Total Hearing Dates	18	20	17	17	17	19	19	20	20	20	18	20	19	226
Parole Grant Rate														
Full Panels	78%	72%	78%	68%	80%	70%	75%	74%	78%	80%	67%	71%	68%	73%
Administrative Reviews	72%	69%	66%	73%	64%	65%	79%	77%	71%	73%	77%	65%	74%	71%

Connecticut Board of Parole
Hearings Division Monthly Statistics
August 31, 2001



**Connecticut Board of Parole
Hearings Division Monthly Statistics
Administrative Reviews
August 31, 2001**

	2000					2001								
	Aug	Sep	Oct	Nov	Dec	Jan	Feb	Mar	Apr	May	June	July	Aug	
Parole	99	95	105	132	100	87	113	99	104	113	104	89	121	
Denial	39	42	54	50	56	46	30	30	43	42	31	48	42	
Medical Parole	0	0	0	0	0	0	0	0	0	0	0	0	0	
Total Actions	138	137	159	182	156	133	143	129	147	155	135	137	163	



**Connecticut Board of Parole
Hearings Division Monthly Statistics
Current Location
August 31, 2001**

Persons Granted Parole via Administrative Reviews

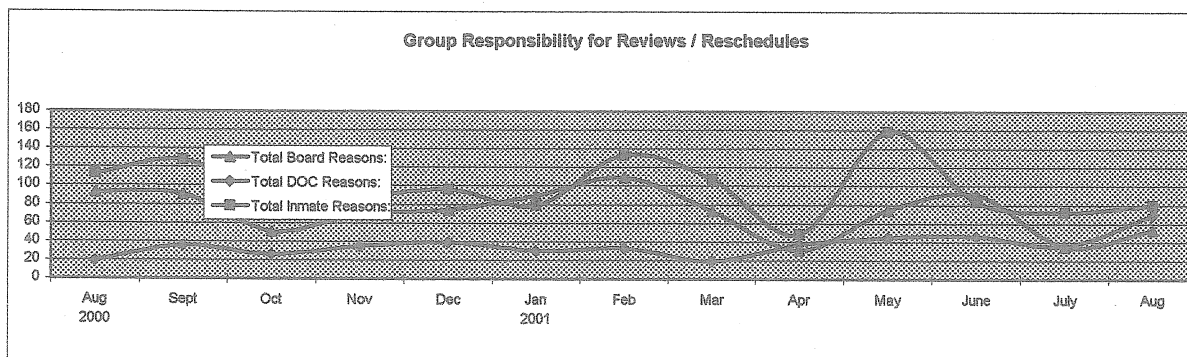
Granting Month

Location	2000					2001								12 Mo.
	Aug	Sep	Oct	Nov	Dec	Jan	Feb	Mar	Apr	May	June	July	Aug	Total
CT Parole Supervision	1	1	1	0	0	0	0	1	1	1	0	0	1	6
Out-of State Parole Supervision	0	0	0	0	0	0	0	0	0	0	0	0	0	0
Abscond from Parole	0	0	0	0	0	0	0	0	0	0	0	0	0	0
Halfway House	5	4	8	3	6	3	5	4	4	3	4	3	7	54
Confined in CT, to be Released	93	89	95	129	94	83	108	94	98	108	99	86	112	1195
Confined, Out of State	0	0	1	0	0	0	0	0	0	0	0	0	0	1
Furlough	0	0	0	0	0	0	0	0	0	0	0	0	0	0
Escaped, Prior to Release	0	0	0	0	0	0	0	0	0	0	0	0	0	0
Reconfined	0	1	0	0	0	0	0	0	0	0	0	0	0	1
TS	0	0	0	0	0	0	0	0	0	0	0	0	0	0
Discharged	0	1	0	1	0	1	0	0	1	0	0	0	0	4
Virginia										1	1	0	1	3
Total	99	96	105	133	100	87	113	99	104	113	104	89	121	1264

**Connecticut Board of Parole
Types of Review and Rescheduling Activities**

August 2001

	2000					2001							
	Aug	Sept	Oct	Nov	Dec	Jan	Feb	Mar	Apr	May	June	July	Aug
Inmate-Related Reasons:													
Regular Hearings													
In Seg/Punitive Seg	5	7	7	3	10	4	7	2	2	8			
Inmate's Request	0	2	0	1	0	0	1	0	2	2			
Pending Charges	18	21	27	29	13	11	36	20	5	44			
Pending DR	0	1	0	0	0	0	0	0	0	0	0	0	0
SRG Affiliation	23	20	23	15	21	17	41	21	3	48	23	22	27
Pending Waiver	0	0	0	0	0	0	0	0	0	0	0	0	0
85% Status	34	42	6	3	24	11	23	12	1	27	15	19	27
Case Review	32	35	23	36	27	35	24	52	35	30	45	31	26
Revocation Hearings:													
Attorney	0	0	0	1	0	0	1	0	0	0	0	0	0
Pending Charges	1	0	1	0	1	1	0	0	0	0	0	0	0
Total Inmate Reasons:	113	128	87	88	96	79	133	107	48	169	83	72	80
DOC-Related Reasons													
Regular Hearings													
Transportation	16	30	21	23	26	21	19	17	31	33	38	30	63
Awaiting MH Evaluation	3	6	5	12	13	9	14	2	6	12	8	6	6
Total DOC Reasons:	19	36	26	35	39	30	33	19	37	45	46	36	69
Board-Related Reasons													
Regular Hearings													
Additional Info	15	29	9	26	20	21	20	10	13	24	20	10	11
Additional Offense Info	13	13	12	14	9	21	16	15	9	11	13	7	15
Hearing Cancelled	0	0	0	0	0	8	12	0	3	0	35	0	0
Ineligible-PE date	17	22	9	13	24	17	37	20	2	2	2	0	0
No Parole Package	0	0	0	0	0	0	0	0	0	0	0	0	0
Awaiting Sex Offender Eval	5	9	8	7	7	12	6	6	0	0	0	0	0
Other	43	18	13	10	14	10	18	22	4	37	21	18	27
Total Board Reasons:	93	91	51	70	74	89	109	73	31	74	91	35	53
All Reasons:	225	255	164	193	209	198	275	199	116	278	220	143	202

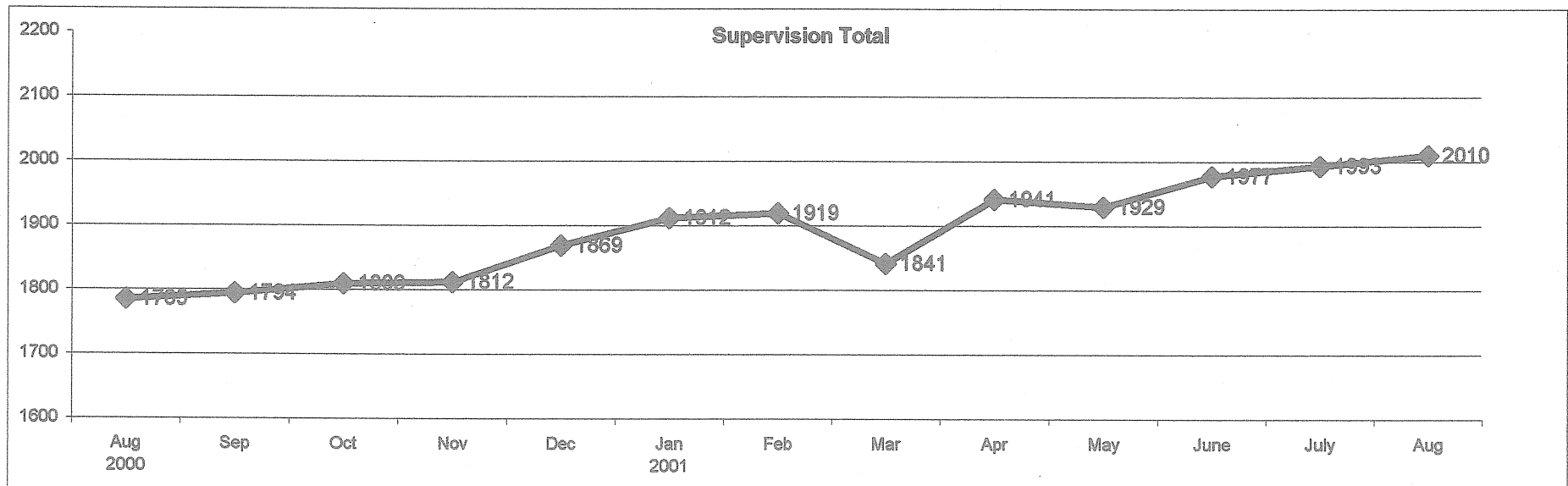


**Parole Granting Rate
February 1999 - August 2001**

	Full Panel Hearings	Administrative Reviews
February	67%	60%
March	53%	67%
April	58%	54%
May	64%	54%
June	66%	70%
July	64%	76%
August	71%	71%
September	72%	65%
October	69%	75%
November	69%	60%
December	68%	69%
January	67%	76%
February	65%	66%
March	67%	67%
April	66%	69%
May	69%	67%
June	67%	69%
July	73%	74%
August	78%	72%
September	72%	69%
October	78%	66%
November	68%	73%
December	80%	64%
January	70%	65%
February	75%	79%
March	74%	77%
April	78%	71%
May	80%	73%
June	67%	77%
July	71%	65%
August	68%	74%
Average:	69%	69%

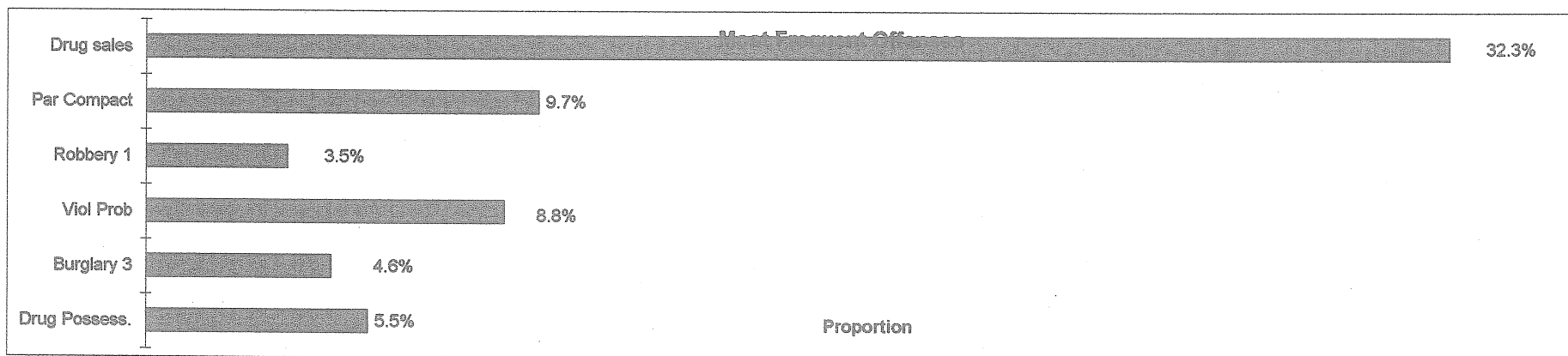
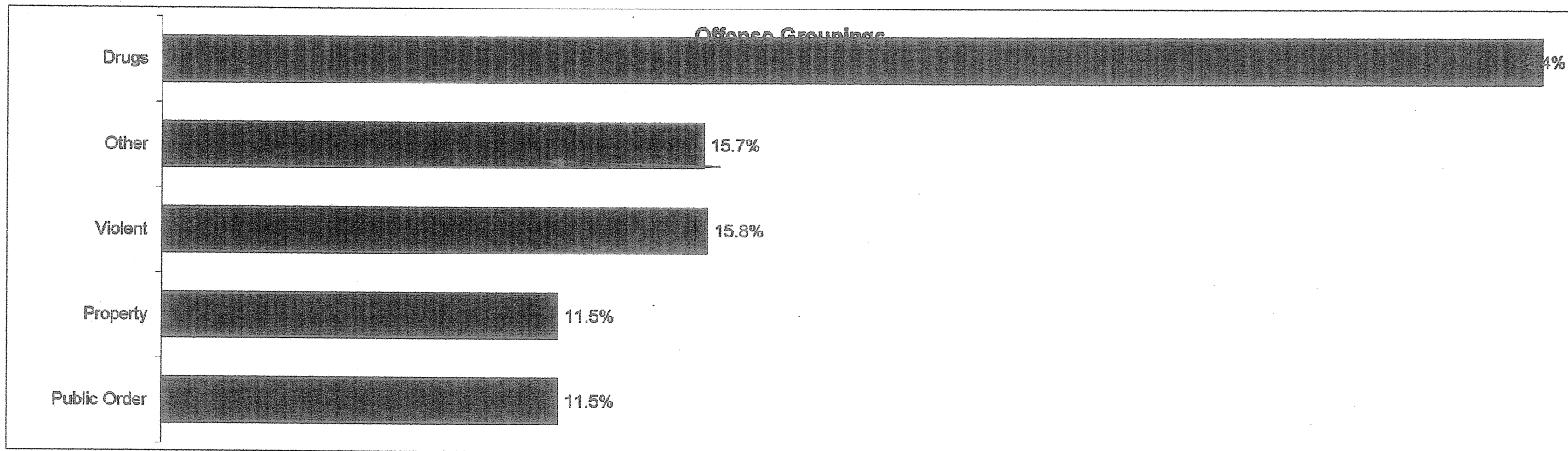
Connecticut Board of Parole Parole Supervision Caseload August 31, 2001

	2000					2001								12 Mo
	Aug	Sep	Oct	Nov	Dec	Jan	Feb	Mar	Apr	May	June	July	Aug	Avg.
CT Parolees Supervised in CT	1435	1452	1456	1470	1501	1550	1548	1512	1602	1618	1648	1669	1691	1560
Out Of State Parolees Supervised in CT	158	155	159	158	179	181	191	180	193	188	184	181	177	177
CT Supervision Total:	1593	1607	1615	1628	1680	1731	1739	1692	1795	1806	1832	1850	1868	1737
CT Parolees Supervised Out of State	192	187	194	184	189	181	180	149	146	123	145	143	142	164
Supervision Total:	1785	1794	1809	1812	1869	1912	1919	1841	1941	1929	1977	1993	2010	1901
Parole Violators Confined	165	199	214	199	192	185	180	194	220	231	224	231	257	211
GRAND TOTAL	1950	1993	2023	2011	2061	2097	2099	2035	2161	2160	2201	2224	2267	2111



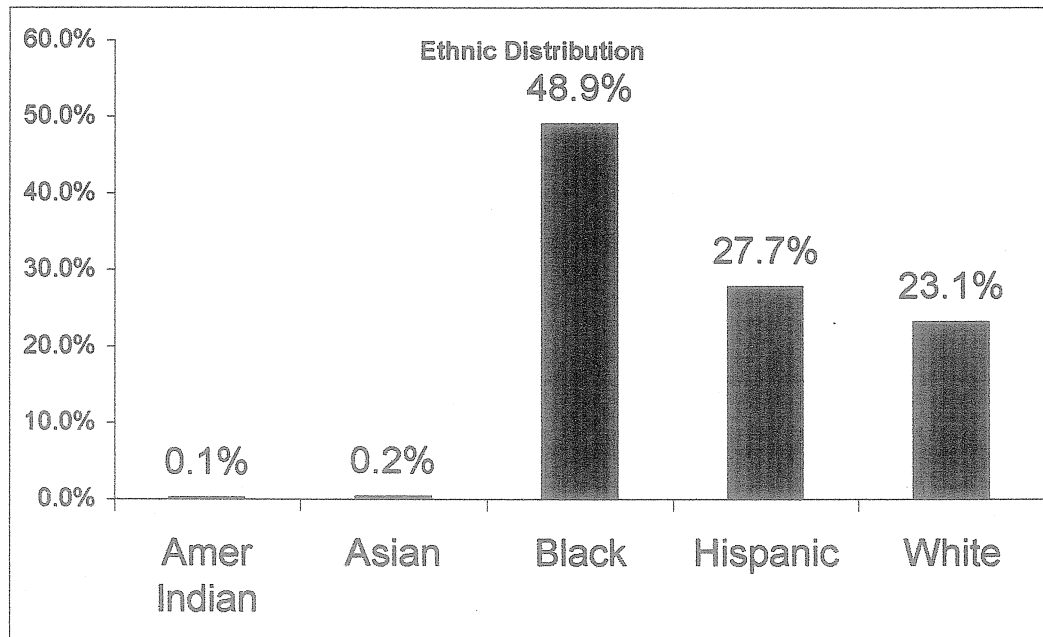
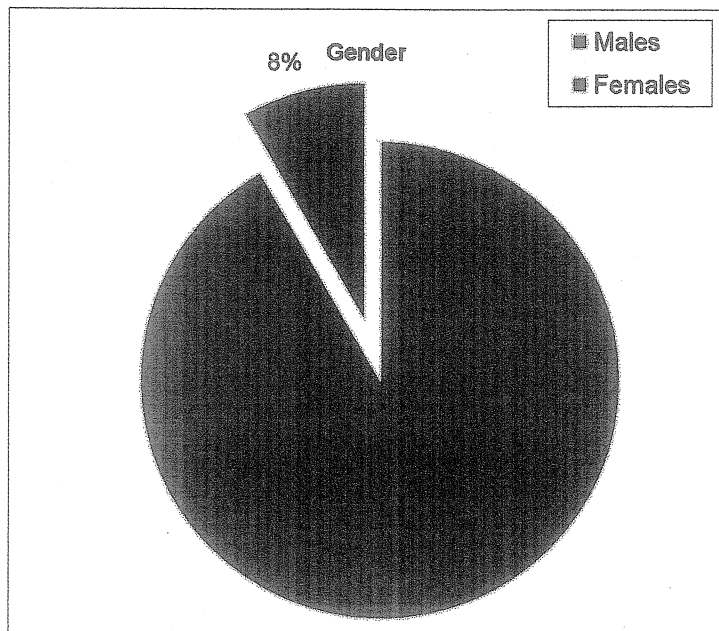
**Connecticut Board of Parole
Parole Supervision Caseload
August 31, 2001**

Distributions for this Latest Month



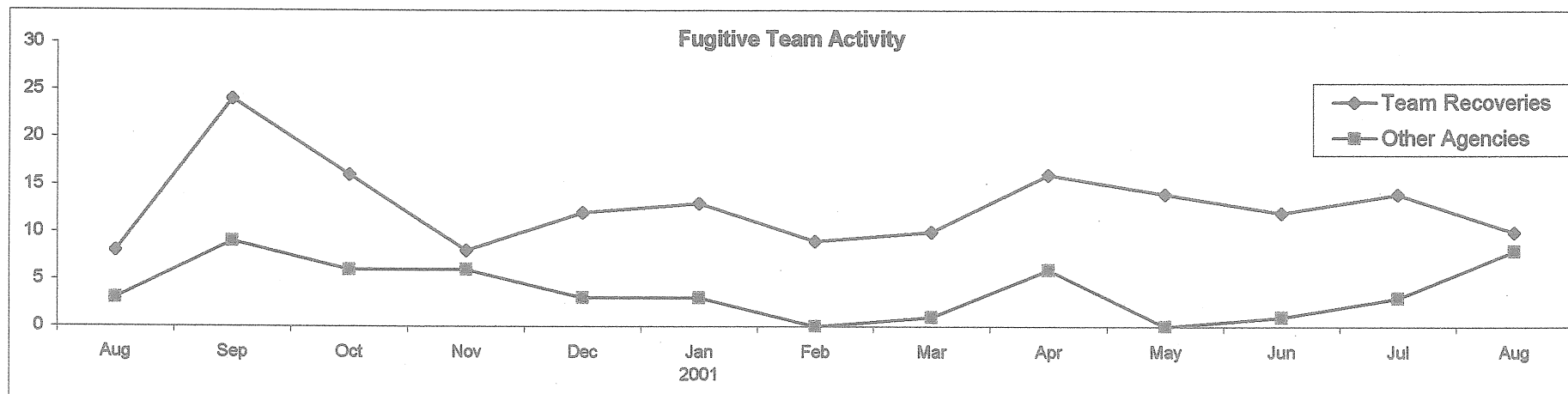
**Connecticut Board of Parole
Parole Supervision Caseload
August 31, 2001**

Distributions for this Latest Month



**Connecticut Board of Parole
Parole Supervision Caseload
August 31, 2001**

Unit Activities



**Connecticut Board of Parole
Parole Supervision Caseload
August 31, 2001**

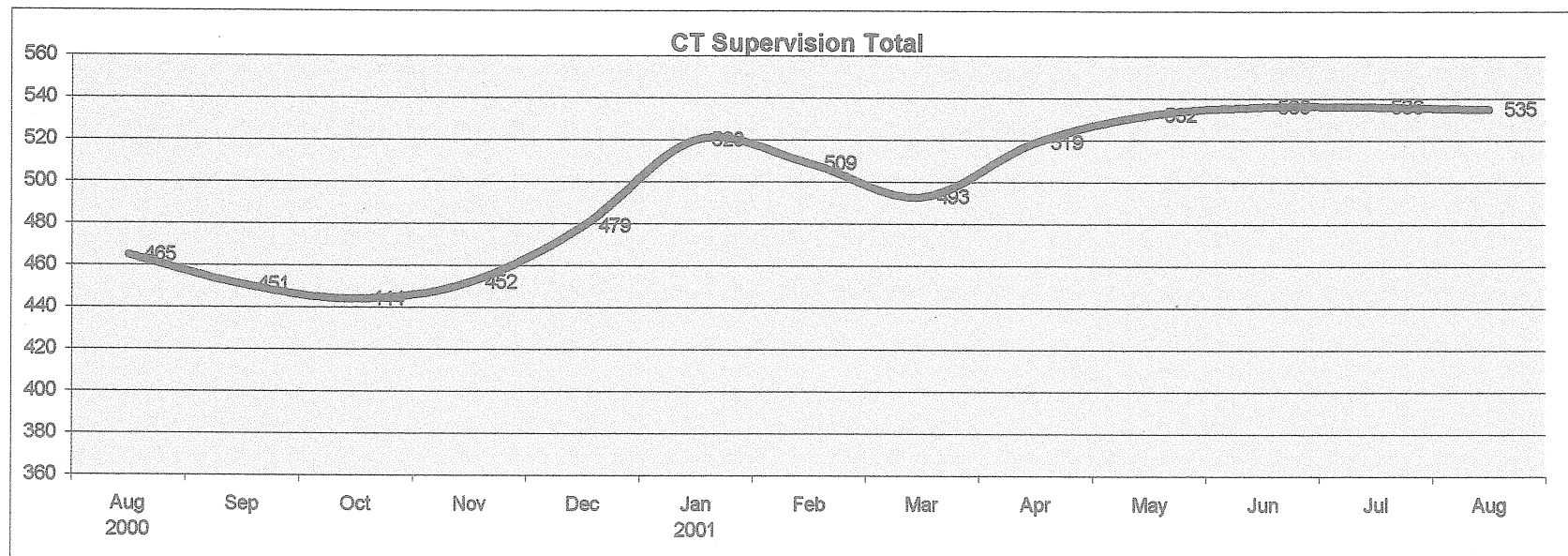
Parolee Employment Information

	2000					2001							
	Aug	Sep	Oct	Nov	Dec	Jan	Feb	Mar	Apr	May	June	July	Aug
Number of Parolees Employed:	1343	1328	1315	1352	1387	1414	1426	1374	1455	1466	1514	1510	1544
Parolees Unemployable:	105	127	144	123	140	158	153	141	168	173	147	174	160
Proportion Employed:	90%	90%	89%	90%	90%	90%	90%	89%	89%	90%	90%	90%	90%
Number Active in Parole Works:	62	72	77	77	76	116	107	100	95	94	94	105	77
# Community Service Hours:	1042	764	655	508	372	778	691	811	1108	933	963	1408	1266

Parole Supervision Caseload August 31, 2001

Bridgeport District Office Supervision Caseload

	2000					2001							
	Aug	Sep	Oct	Nov	Dec	Jan	Feb	Mar	Apr	May	Jun	Jul	Aug
CT Parolees Supervised in CT	415	406	402	406	426	462	442	425	449	462	475	480	476
Out Of State Parolees Supervised in CT	50	45	42	46	53	58	67	68	70	70	61	56	59
CT Supervision Total:	465	451	444	452	479	520	509	493	519	532	536	536	535
 Parole Violators Confined	 48	 66	 70	 60	 56	 64	 63	 74	 68	 56	 64	 72	 65
GRAND TOTAL	513	517	514	512	535	584	572	567	587	588	600	608	600

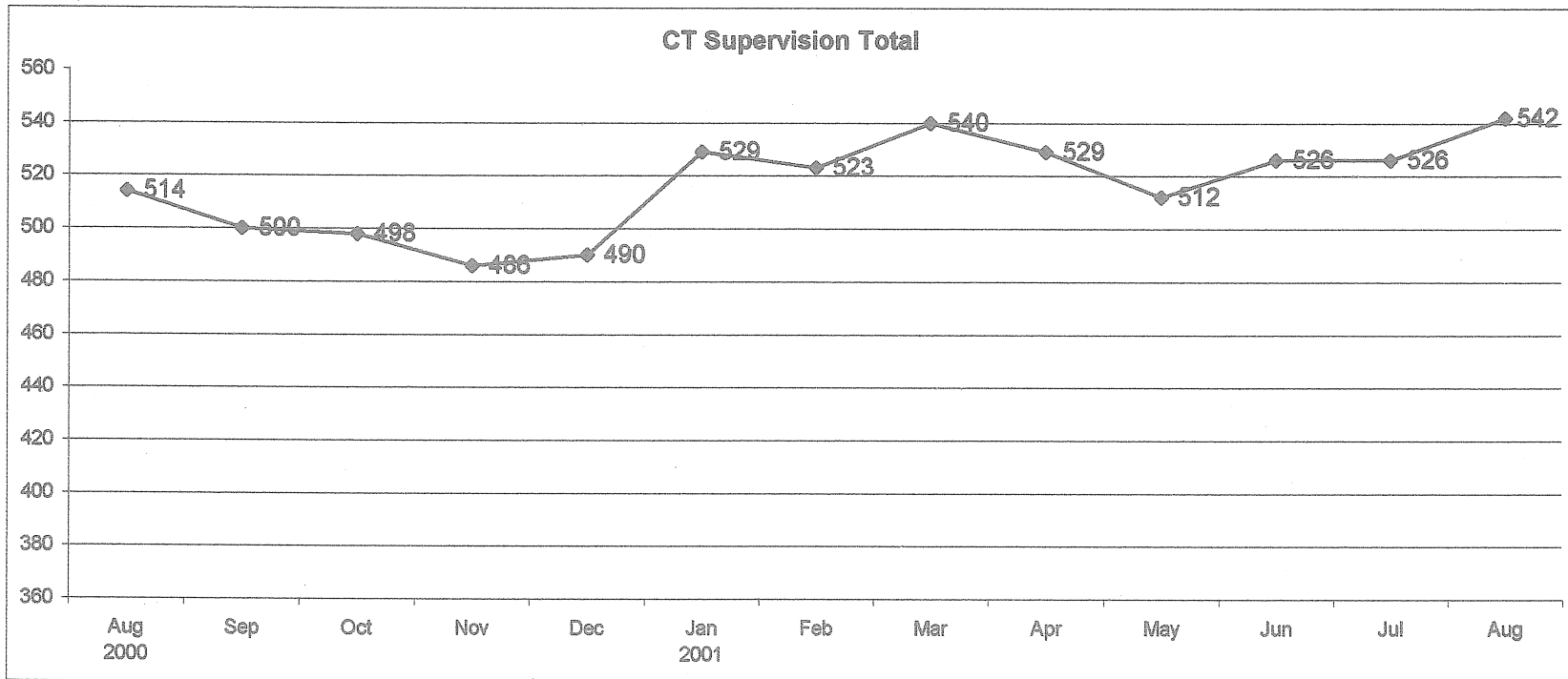


Parole Supervision Caseload

August 31, 2001

Hartford District Office Supervision Caseload

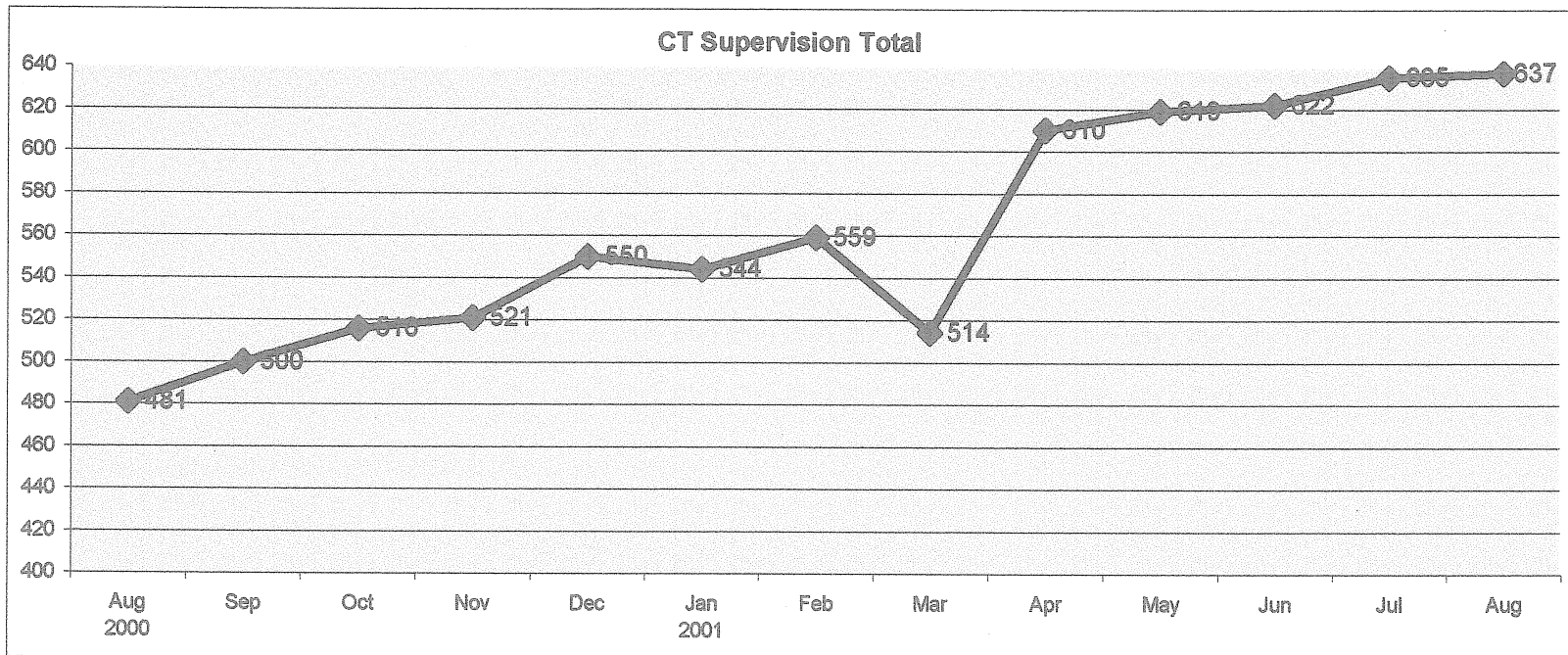
	2000					2001							
	Aug	Sep	Oct	Nov	Dec	Jan	Feb	Mar	Apr	May	Jun	Jul	Aug
CT Parolees Supervised in CT	474	460	457	447	444	481	475	493	475	466	475	480	501
Out Of State Parolees Supervised in CT	40	40	41	39	46	48	48	47	54	46	51	46	41
CT Supervision Total:	514	500	498	486	490	529	523	540	529	512	526	526	542
Parole Violators Confined	56	74	69	70	68	62	64	70	70	79	100	93	93
GRAND TOTAL	570	574	567	556	558	591	587	610	599	591	626	619	635



Parole Supervision Caseload August 31, 2001

New Haven District Office Supervision Caseload

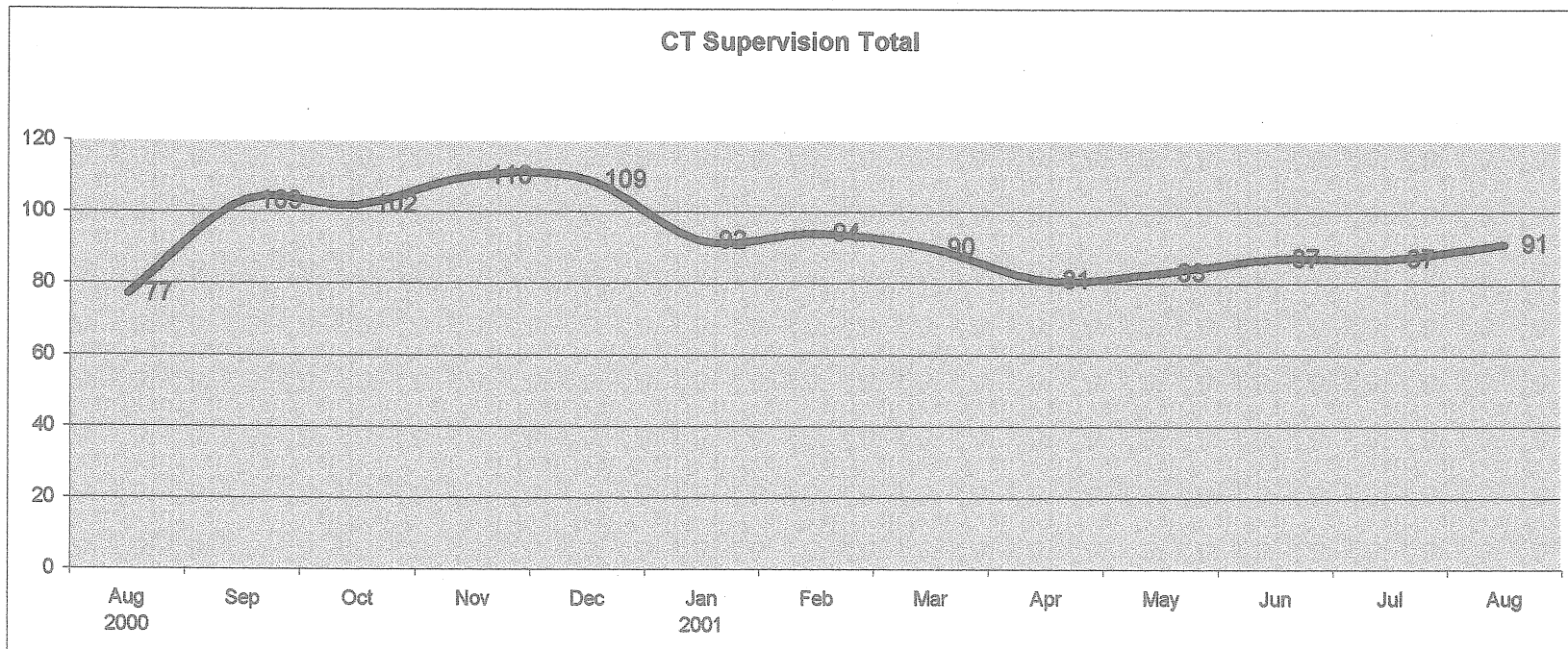
	2000					2001							
	Aug	Sep	Oct	Nov	Dec	Jan	Feb	Mar	Apr	May	Jun	Jul	Aug
CT Parolees Supervised in CT	427	444	457	465	490	486	500	464	553	558	561	567	571
Out Of State Parolees Supervised in CT	54	56	59	56	60	58	59	50	57	61	61	68	66
CT Supervision Total:	481	500	516	521	550	544	559	514	610	619	622	635	637
Parole Violators Confined	46	46	63	58	60	49	47	39	39	58	61	56	57
GRAND TOTAL	527	546	579	579	610	593	606	553	649	677	683	691	694



Parole Supervision Caseload August 31, 2001

Special Management Supervision Caseload

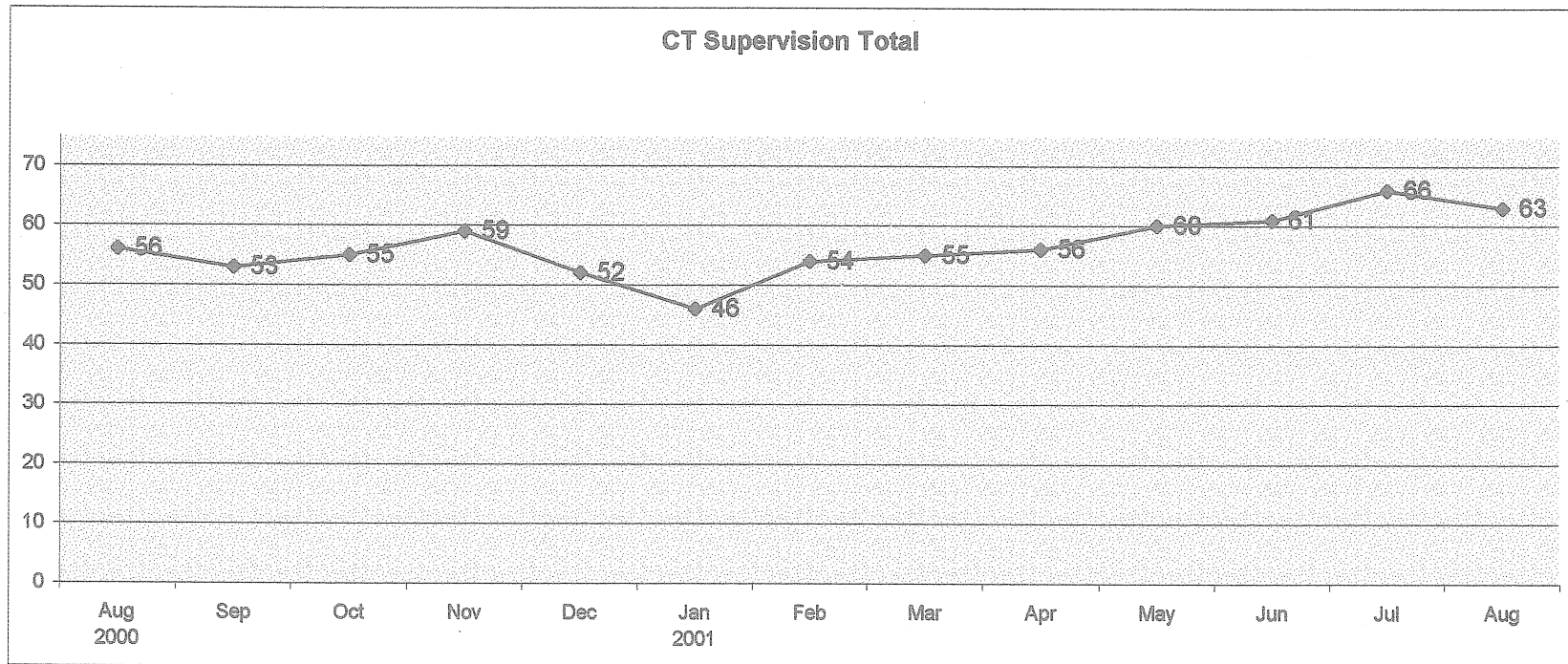
	2000					2001							
	Aug	Sep	Oct	Nov	Dec	Jan	Feb	Mar	Apr	May	Jun	Jul	Aug
CT Parolees Supervised in CT	63	89	85	93	89	77	79	75	69	72	76	76	80
Out Of State Parolees Supervised in CT	14	14	17	17	20	15	15	15	12	11	11	11	11
CT Supervision Total:	77	103	102	110	109	92	94	90	81	83	87	87	91
Parole Violators Confined	4	5	6	7	6	7	5	6	10	10	8	6	5
GRAND TOTAL	81	108	108	117	115	99	99	96	91	93	95	93	96



Parole Supervision Caseload August 31, 2001

Zero Tolerance Caseload

	2000					2001							
	Aug	Sep	Oct	Nov	Dec	Jan	Feb	Mar	Apr	May	Jun	Jul	Aug
CT Parolees Supervised in CT	56	53	55	59	52	44	52	55	56	60	61	66	63
Out Of State Parolees Supervised in CT	0	0	0	0	0	2	2	0	0	0	0	0	0
CT Supervision Total:	56	53	55	59	52	46	54	55	56	60	61	66	63
Parole Violators Confined	11	8	6	4	2	3	1	5	5	4	3	3	5
GRAND TOTAL	67	61	61	63	54	49	55	60	61	64	64	69	68



Violation Reports

August 1, 2001 - August 31, 2001

<i>Office</i>	<i>Parole Officer</i>	<i>Absconder</i>	<i>Criminal</i>	<i>Technical</i>	<i>Total</i>
<i>Bridgeport</i>					
	Defeo		1	1	2
	Holmes		1		1
	Johnson		2	1	3
	O'Connor		1		1
	Tomaszewski		2		2
	Office Total		7	2	9
<i>Hartford</i>					
	Banas		1		1
	Boleski		1		1
	Casanova	1	3		4
	Corris		1	1	2
	Edwards		2		2
	Emielita		1		1
	Hyman		2	1	3
	Knapp		1	1	2
	Mills	2	1	1	4
	Office Total	3	13	4	20
<i>New Haven</i>					
	Amaral		1	1	2
	Duca			1	1
	Fjellman		1		1
	Gentile	1	1		2
	Greene	2	2		4
	Hogan	1	1	1	3
	Kelly	1	1		2
	Krupa			2	2
	Lawlor		2	2	4
	Nelson		1		1
	Runlett		1		1

Wednesday, September 12, 2001

<i>Office</i>	<i>Parole Officer</i>	<i>Absconder</i>	<i>Criminal</i>	<i>Technical</i>	<i>Total</i>
	Office Total	5	11	7	23
<i>Special Management</i>					
	Barwikowski			1	1
	Noto			1	1
	Office Total			2	2
<hr/>					
<i>Grand Total</i>		8	31	15	54

** Source: Hearings Division Warrant Requests and Interstate Reports*