


STATE OF CONNECTICUT

**Connecticut Parole and
Community Services**

Monthly Report



June 1999
(June 1998 to June 1999)

Prepared by
Jerry Stowell

FOR
BOARD OF PARDONS & PAROLES (BOPP)
AND
DEPARTMENT OF CORRECTION (DOC)
Parole and Community Services Division

**Connecticut Board of Parole
Hearings Division Monthly Statistics
June 30, 1999**

	98							99							12 Mo. Totals
	Jun	Jul	Aug	Sep	Oct	Nov	Dec	Jan	Feb	Mar	Apr	May	June		
Full Panel Actions															
Parole	71	89	77	32	51	31	48	60	53	58	63	94	64	720	
Deny	36	44	39	33	66	44	44	36	26	52	45	53	32	514	
Medical Parole	0	0	0	0	0	0	0	0	0	0	0	0	0	0	
Revoke	13	30	24	32	24	23	35	27	32	40	28	15	20	330	
Revoke & Reparole	6	8	0	2	2	5	3	4	5	5	8	5	3	50	
Rescind	7	4	21	7	10	8	12	21	11	24	9	12	8	147	
Rescind & Reparole	5	3	4	7	3	4	13	13	18	13	14	6	11	109	
Early Parole Discharge	1	1	7	0	0	0	0	0	0	0	0	0	0	8	
Total Full Panel Actions	139	179	172	113	156	115	155	161	145	192	167	185	138	1,878	
Administrative Review Actions															
Parole	78	67	62	78	51	60	61	58	72	93	72	87	84	845	
Deny	41	36	31	49	18	34	39	43	48	45	61	75	37	516	
Total Admin. Review Actions	119	103	93	127	69	94	100	101	120	138	133	162	121	1,361	
Staff Actions															
Case Review	24	17	18	13	21	26	13	20	21	16	28	14	25	232	
Review & Reschedule	192	202	220	131	153	170	154	161	147	184	238	295	181	2,236	
Close Interest	31	53	60	37	33	17	35	52	17	52	60	(111)	47	574	
Total Actions	505	554	563	421	432	422	457	495	450	582	626	767	512	6281	
Total Hearing Dates	19	18	17	16	17	15	17	15	16	17	16	15	18	197	
Parole Grant Rate															
Full Panels	66%	67%	66%	49%	44%	41%	52%	63%	67%	53%	58%	64%	67%	58.3%	
Administrative Reviews	66%	65%	67%	61%	74%	64%	61%	57%	60%	67%	54%	54%	69%	62%	

**Connecticut Board of Parole
Hearings Division Monthly Statistics
Current Location**

June 30, 1999

Persons Granted Parole via Administrative Reviews

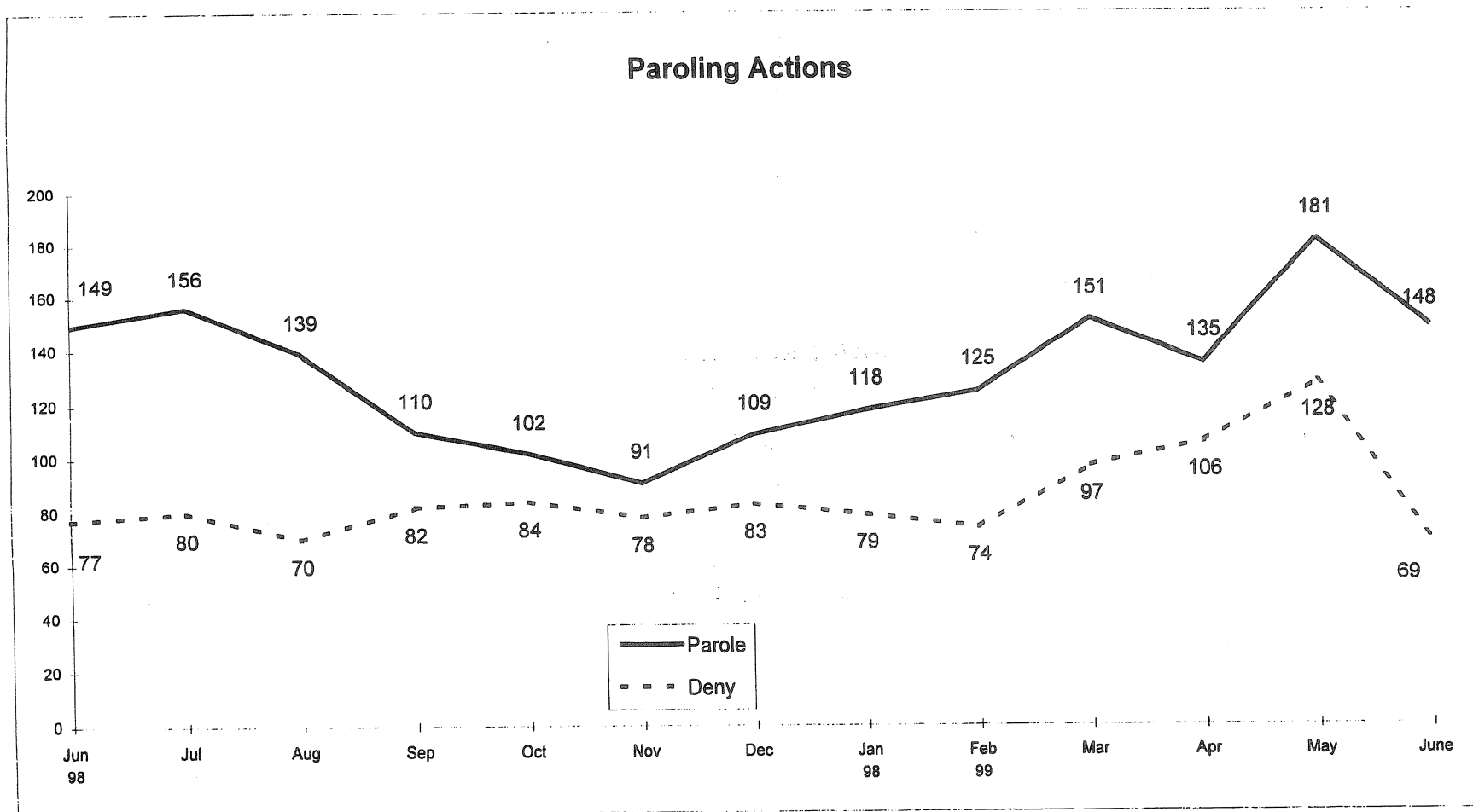
Granting Month

Location	1998				1999								13 Months	
	Jun	Jul	Aug	Sep	Oct	Nov	Dec	Jan	Feb	Mar	Apr	May	Jun	Total
CT Parole Supervision	38	34	20	23	14	17	14	5	7	11	7	4	0	194
Out-of State Parole Supervision	3	1	1	2	0	2	0	0	0	0	0	0	0	9
Abscond from Parole	0	0	0	0	0	0	0	0	0	0	0	0	0	0
Halfway House	10	7	3	14	10	18	16	21	27	30	16	15	3	190
Confined in CT, to be Released	9	11	24	22	22	19	24	30	33	51	46	68	81	440
Forlough	0	0	0	0	0	0	0	0	0	0	0	0	0	0
Escaped, Prior to Release	0	1	0	0	1	1	1	0	0	0	3	0	0	7
Reconfined	15	8	9	11	1	2	6	2	3	1	1	0	0	59
TS	0	0	0	0	0	0	0	0	0	0	0	0	0	0
Discharged	3	5	5	6	3	1	0	0	2	0	0	0	0	25
Total	78	67	62	78	51	60	61	58	72	93	73	87	84	924

Reasons for "Other" Reschedules

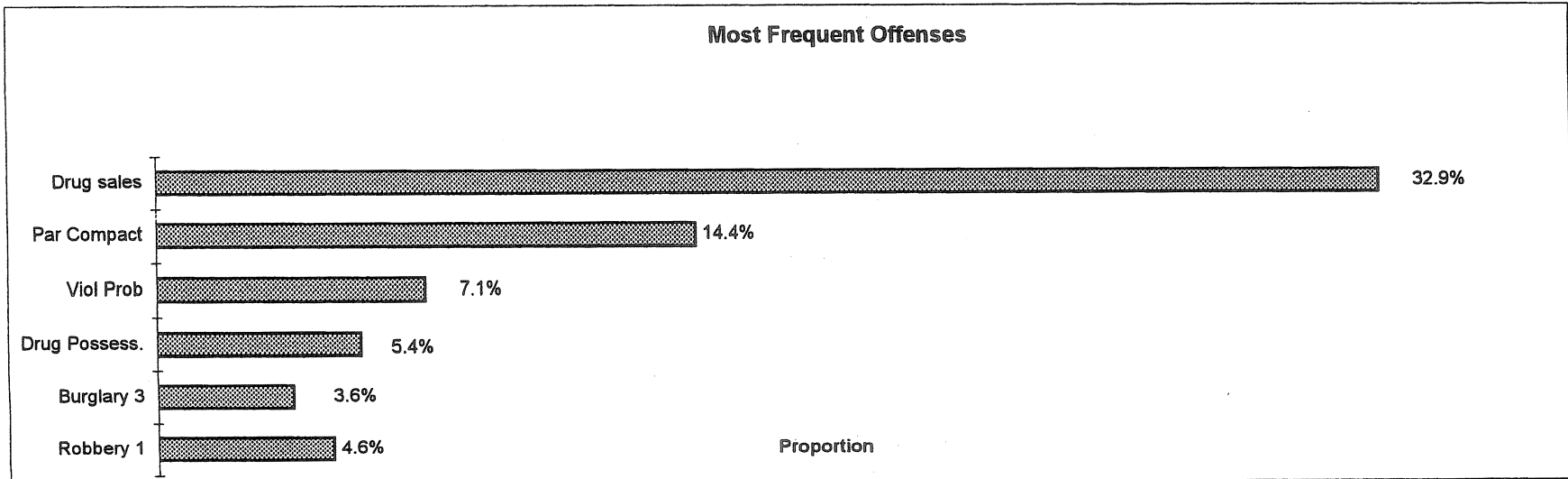

Reason	1998							1999					
	Jun	Jul	Aug	Sep	Oct	Nov	Dec	Jan	Feb	Mar	Apr	May	June
85% Status	14	2	1	0	1	0	0	1	0	1	0	6	0
Mandatory Sentence	0	0	1	0	3	3	1	1	2	1	4	3	2
Referred to Full Panel	2	2	3	1	0	2	1	1	4	4	4	4	2
Pending Charges	0	0	1	3	2	2	0	0	1	1	1	4	1
Mental Health Eval / Offense Info	0	0	0	0	1	0	0	0	1	0	0	0	0
MH & SO Eval	0	0	0	0	0	0	0	0	0	1	0	0	0
New Conviction	0	0	0	0	0	0	0	0	0	0	1	0	0
Indefinite	0	0	0	0	1	4	0	0	0	0	1	0	0
Inmate Request	0	0	0	0	0	0	0	0	0	0	0	0	0
Discharged	0	0	0	0	0	1	1	0	0	1	2	0	0
Consecutive Sentence	0	0	0	0	0	0	0	0	0	0	1	0	0
No Action	0	0	0	0	0	0	1	0	0	0	1	0	1
Warrant / Detainer	0	0	0	0	0	0	0	0	0	0	0	0	0
Inmate Refused	0	0	0	0	0	0	0	0	0	1	0	2	0
New Parole Hearing Date	4	8	11	6	8	5	17	7	9	11	8	17	10
No Show	0	1	0	0	1	2	1	1	0	0	2	1	0
Ineligible	0	0	0	0	0	0	2	0	0	0	0	0	0
Disciplinary Unit	1	1	2	0	0	0	0	1	0	1	0	0	0
Administrative Review	2	1	6	1	0	0	0	0	0	1	1	4	1
Wright Decision	0	0	0	0	2	0	1	1	1	8	0	0	0
Weather	0	0	0	0	0	0	0	0	0	0	0	0	0
Escape Status	0	0	0	0	0	0	0	1	0	0	0	0	0
Per Supervisor	0	0	0	0	0	0	0	0	0	0	0	0	0
Need Interpreter	0	0	0	0	1	0	0	0	0	0	0	1	0
Level Increase	0	0	0	0	1	0	0	0	6	3	4	11	6
Victim	0	0	0	0	0	0	1	0	0	0	0	0	0
OOS Confinement	0	0	0	0	0	0	0	1	0	0	0	0	1
Request VOP & Policy Reports	0	0	0	0	0	0	0	1	0	0	0	0	0
Vote to Parole	0	0	0	0	0	0	0	1	1	0	0	0	0
For Telephonic Hearing	0	0	0	0	0	0	0	0	0	0	0	0	0
Transferred to Comm Release	0	0	0	0	0	0	0	0	1	0	0	0	0
Indadvertent Release	0	0	0	0	0	0	0	0	2	0	0	0	0
Total:	23	15	25	11	21	19	26	17	28	34	30	53	24

**Connecticut Board of Parole
Hearings Division Monthly Statistics
June 30, 1999**



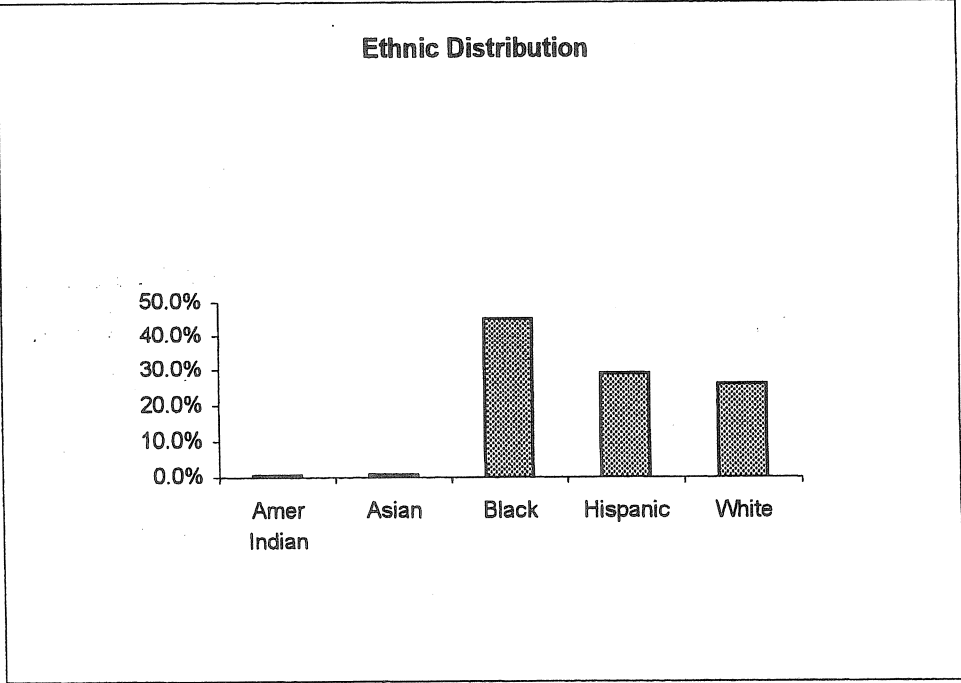
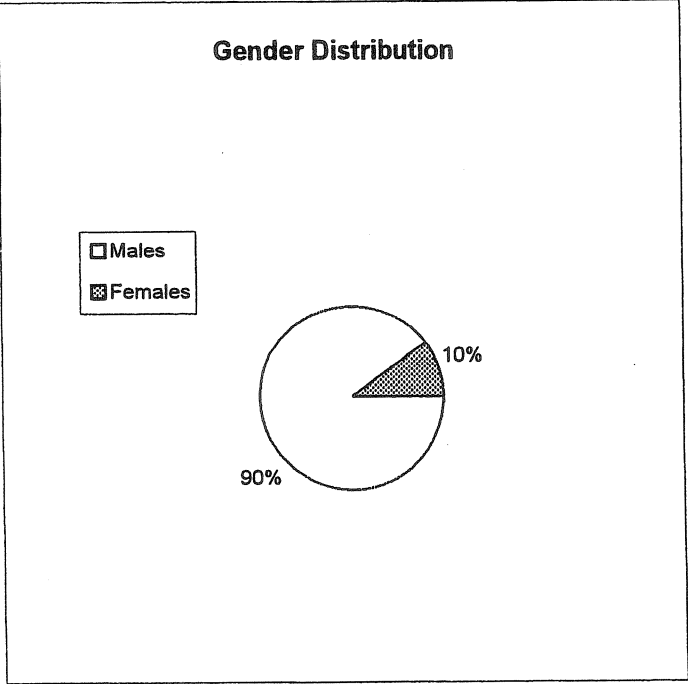
Connecticut Board of Parole Parole Supervision Caseload Jun 30, 1999

Distributions for this Latest Month



**Connecticut Board of Parole
Parole Supervision Caseload
Jun 30, 1999**

Distributions for this Latest Month



**Connecticut Board of Parole
Parole Supervision Caseload
Jun 30, 1999**

Unit Activities

