


STATE OF CONNECTICUT

**Connecticut Parole and
Community Services**

Monthly Report



June 1996

(September 1995 to June 1996)

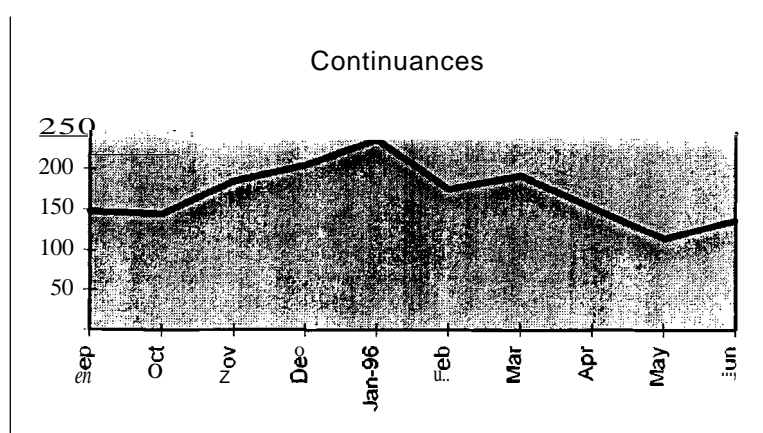
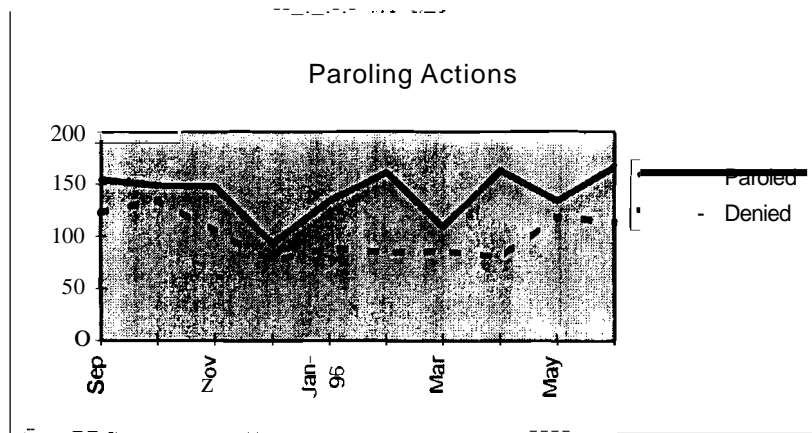
Prepared by
Jerry Stowell

FOR
BOARD OF PARDONS & PAROLES (BOPP)
AND
DEPARTMENT OF CORRECTION (DOC)
Parole and Community Services Division

JUNE, 1996

Connecticut Board of Parole Hearings Division Monthly Statistics

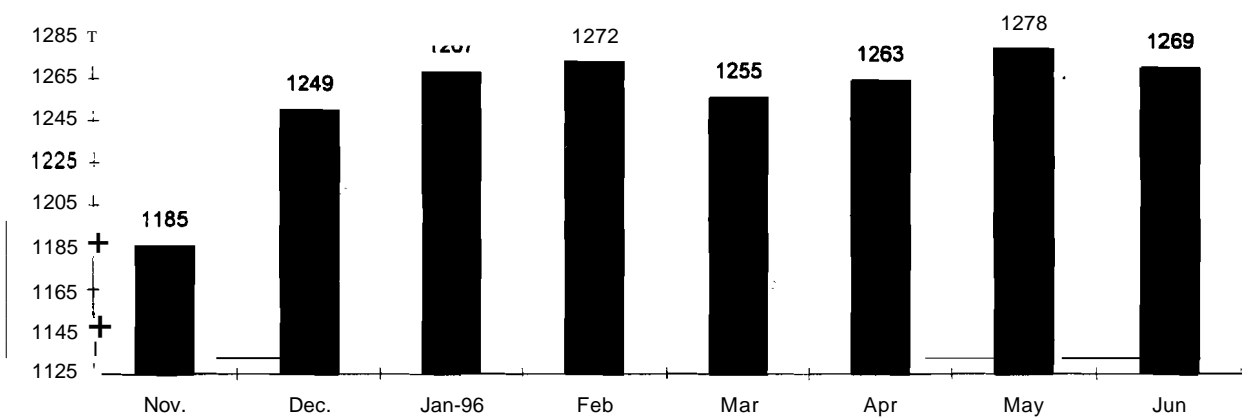
	Sep	Oct	Nov	Dec	Jan-96	Feb	Mar	Apr	May	Jun
Paroled	154	149	148	93	134	161	109	163	134	166
Denied	123	135	106	76	90	85	86	80	119	114
Continued	148	144	185	204	236	175	191	153	114	137
Close Interest	15	9	6	12	17	9	24	16	13	14
Case Review	68	26	25	53	1	39	9	2	38	11
Medical Parole	2	1	0	0	0	1	0	0	0	0
Rescind & Reparole	0	1	19	11	13	21	20	4	5	3
Revoke & Reparole	1	29	13	32	10	19	24	45	42	38
Early Parole Discharge	2	0	0	0	0	0	0	0	0	0
Total Cases	514	499	506	486	502	521	474	468	476	484
Ratio, Parole:Deny	6:4	5:5	6:4	6:4	6:4	6:4	6:4	7:3	5:5	6:4



Connecticut Board of Parole Parole Supervision Caseload Jun. 30, 1996


Parolees supervised in Connecticut Communities

Office	<i>DPL</i> Nov.	<i>JAN</i> Dec.	<i>Febr</i> Jan-96	<i>Mar</i> Feb	<i>Apr</i> Mar	<i>May</i> Apr	<i>June</i> May	<i>July</i> Jun
Bridgeport	477	513	528	436	447	434	446	426
Hartford	334	357	350	404	394	396	398	389
New Haven	332	337	345	385	367	370	369	383
Special Mgmt	42	42	44	47	47	63	65	71
Statewide	1185	1249	1267	1272	1255	1263	1278	1269



Persons for Whom the Board of Parole is Responsible

	Jan-96	Feb	Mar	Apr	May	Jun
CT Parolees Supervised 0-0-5	122	124	133	145	148	144
Parole Violators Confined	219	226	238	200	192	179
0-0-5 Parolees Supervised in CT	231	228	222	220	220	213
CT Parolees Supervised in CT	1036	1044	1033	1043	1058	1056
TOTAL	1608	1622	1626	1608	1618	1592



Connecticut Board of Parole Parole Supervision Caseload Jun. 30, 1996

Distributions for this Latest Month

