

MONTHLY INDICATORS REPORT

Summary of Connecticut Criminal Justice System Trends

Key Metrics

(Percent change from prior month)

December Monthly Totals

Criminal Arrests:
 7,281 ↓ (-4.2%)

Lock-up Arraignments:
 2,505 ↔ (-0.1%)

DOC Admissions:
 1,281 ↓ (-6.4%)

**DOC Sentenced
 Releases & Discharges:**
 936 ↑ (+24.6%)

January 1 Counts

DOC Facility:
 10,825 ↓ (-2.1%)

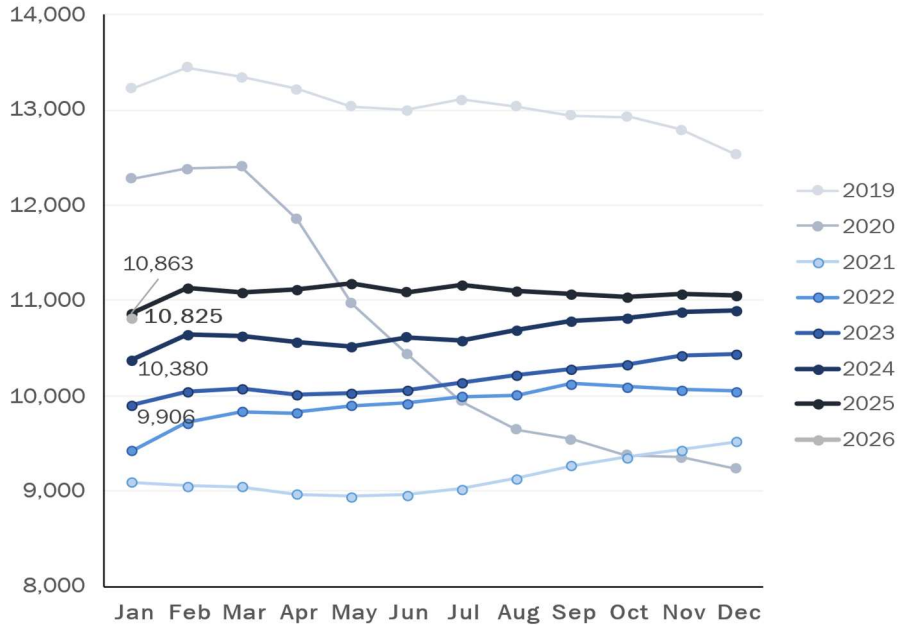
Pretrial:
 3,406 ↓ (-1.8%)

Sentenced:
 7,085 ↓ (-2.2%)

DOC Community Supervision:
 2,955 ↔ (-0.5%)

First-of-the-Month DOC Facility Population

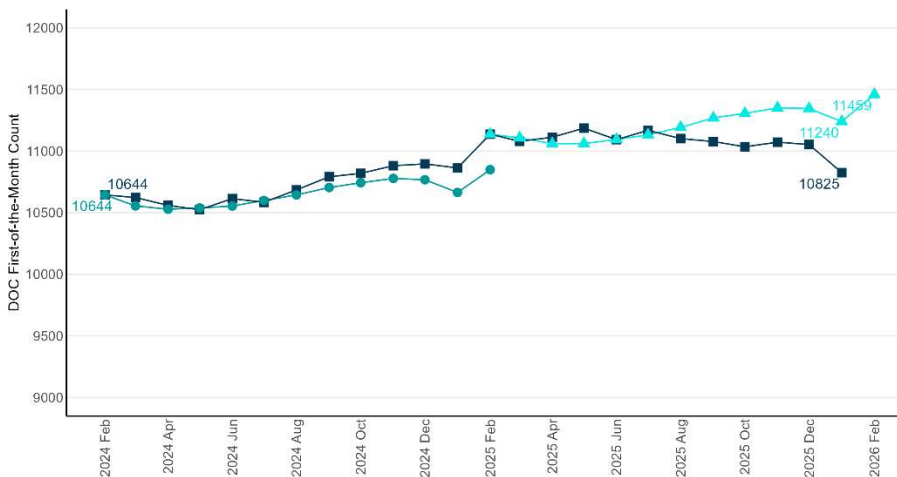
A comparison of five or more years shown by month



Note: To better illustrate changes, the Y-axis does not begin at zero.

Correction Population Forecast

Forecast period: March 2025 - February 2026



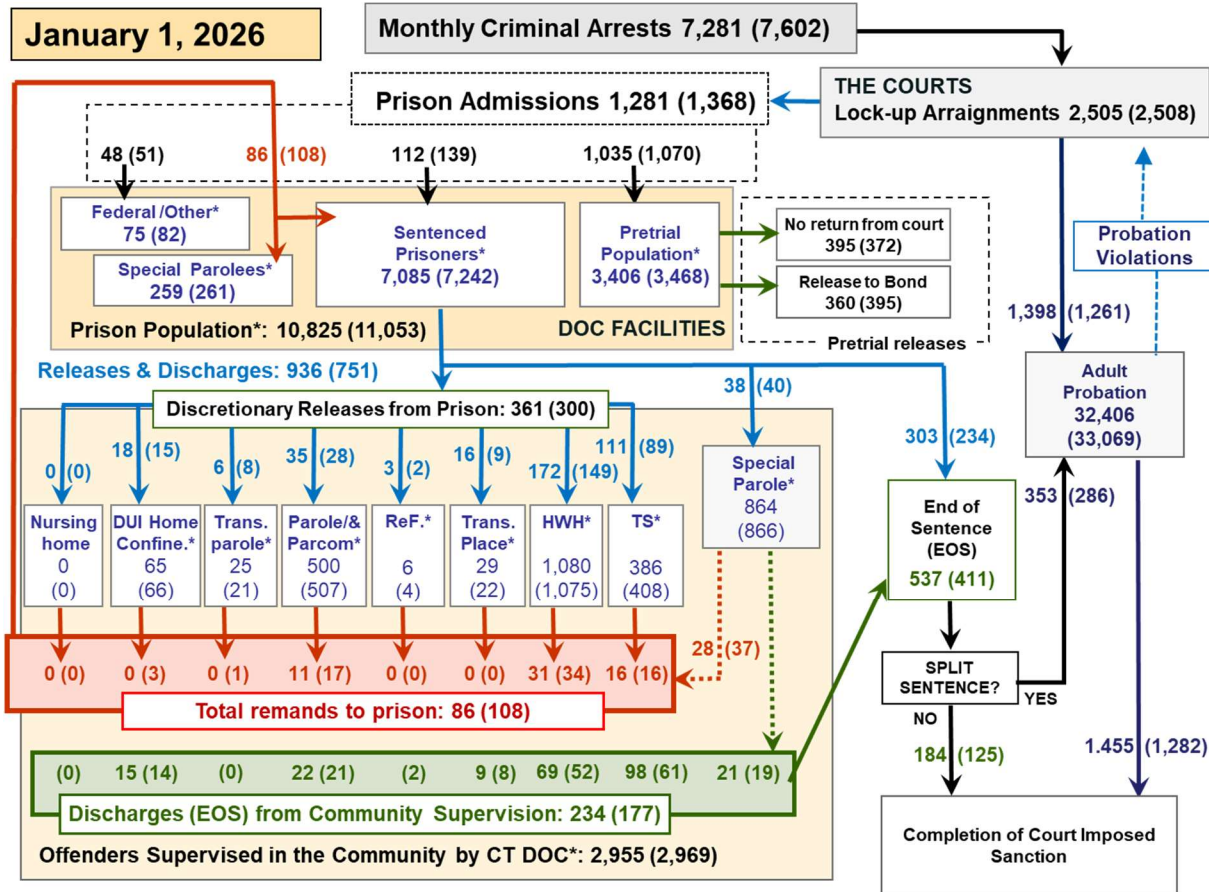
Note: To better illustrate changes, the Y-axis does not begin at zero.

WEEK OF JANUARY 1, 2026

- OPM Population Estimate: **11,240**
- DOC Facility Count:
 - Jan. 1: 10,825
 - First Week Avg.: 10,846
- Difference from OPM Forecast:
 - First of the Month: -415 (-3.7%)
 - First Week Avg.: -394 (-3.5%)

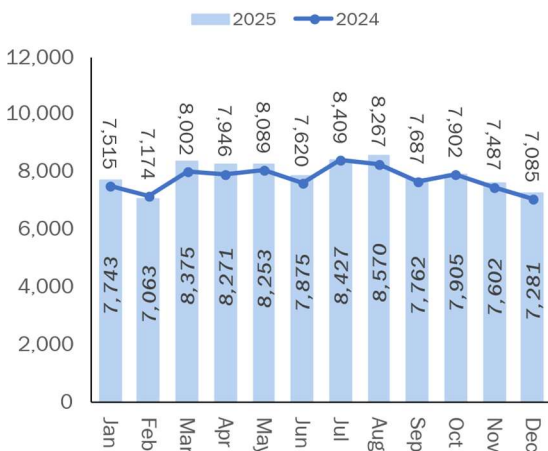


Criminal Justice System Monthly Counts & Flow Chart



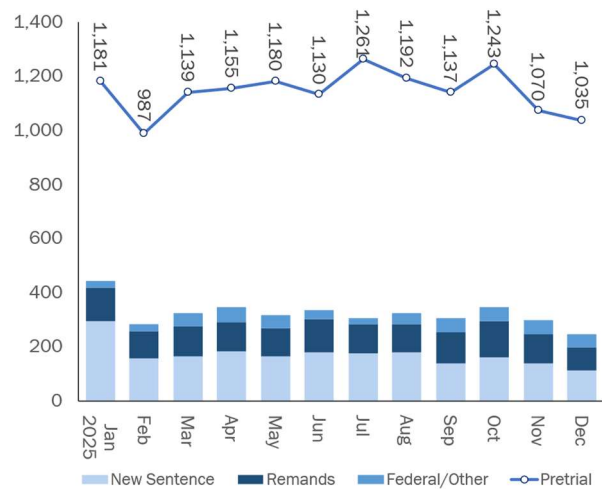
This flowchart contains monthly operations data for December 2025 and daily counts reported on January 1, 2026. Asterisks (*) indicate the daily count on January 1. Figures from last month are enclosed by parentheses.

Statewide Arrests: 2024 & 2025



Note: Data in the chart above show new case starts in the state Criminal Motor Vehicle System (CRMVS).

Monthly DOC Admissions: 2025

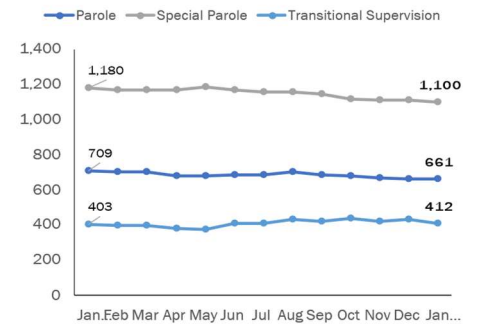


Department of Correction

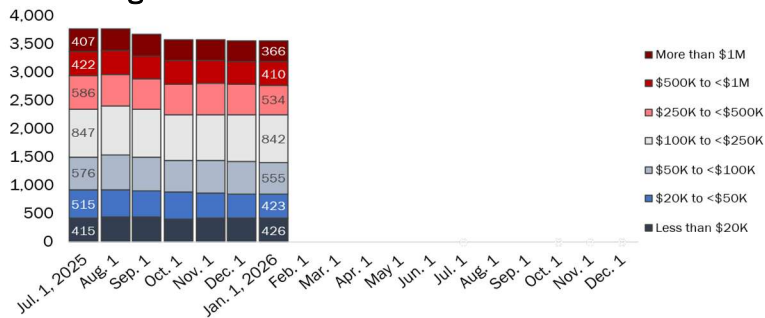
First-of-the-Month Totals

	2025 Nov. 1	2025 Dec. 1	2026 Jan. 1	2025 Jan. 1	% Change	
					Monthly	Annual
DOC Facilities						
Federal/Other	84	82	75	82	-8.5%	-8.5%
Sentenced	7,220	7,242	7,085	6,697	-2.2%	5.8%
Special Parole	267	261	259	275	-0.8%	-5.8%
Pretrial	3,501	3,468	3,406	3,809	-1.8%	-10.6%
Total	11,072	11,053	10,825	10,863	-2.1%	-0.3%
DOC Community						
Transfer Parole	23	21	25	35	19.0%	-28.6%
Parole/ Parcom Total	513	507	500	518	-1.4%	-3.5%
Parole	394	389	381	391	-2.1%	-2.6%
Parcom @ CT	119	118	119	127	0.8%	-6.3%
Furlough	8	4	6	1	50.0%	500.0%
Trans Placement	21	22	29	13	31.8%	123.1%
DUI/Home confine.	71	66	65	69	-1.5%	-5.8%
Halfway House Total	1,049	1,075	1,080	1,043	0.5%	3.5%
Comm Release	615	647	651	556	0.6%	17.1%
Transitional Supervision	23	22	26	21	18.2%	23.8%
Parole	156	154	161	191	4.5%	-15.7%
Transfer Parole	7	8	6	4	-25.0%	50.0%
Special Parole	248	244	236	271	-3.3%	-12.9%
Transitional Supervision	399	408	386	382	-5.4%	1.0%
Nursing home	0	0	0	0	-	-
Special Parole	865	866	864	909	-0.2%	-5.0%
Total	2,949	2,969	2,955	2,970	-0.5%	-0.5%

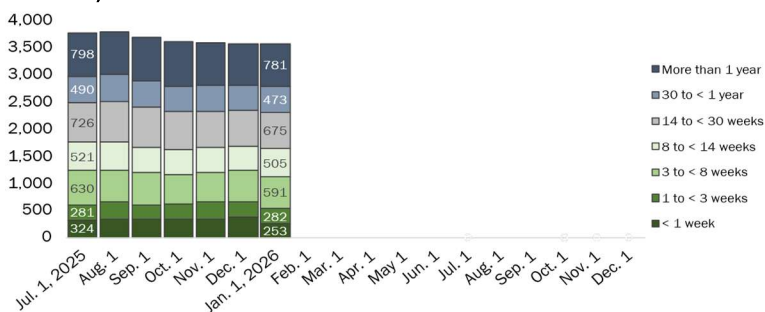
DOC Community Supervision: First-of-the-Month Totals



Bond Ranges for Pretrial Detainees



Pretrial, Weeks Held since Admission



Judicial Branch Court Support Services Division

The Jail Reinterview Program

	Pretrial admissions	Offender interviews	Offenders released	Released last year
OCT	1,243	957	266	272
NOV	1,070	783	235	264
DEC	1,035	834	217	235

Pretrial Bail and Probation Caseload

	Pretrial bail case starts	Client supv. starts	Split sentence starts	Pretrial bail cases*
OCT	2,757	1,515	341	13,643
NOV	2,290	1,261	286	13,572
DEC '25	2,439	1,398	353	13,409
DEC '24	2,289	1,273	303	14,000

* Reflects open cases as of the first of the month.



Department of Correction

Monthly Totals

	2025	2025	2025	2024	% Change	
	OCT	NOV	DEC	DEC	Monthly	Annual
Admissions						
Federal/Other	52	51	48	30	-5.9%	60.0%
Remands	131	108	86	93	-20.4%	-7.5%
DUI	1	3	0	2	-100.0%	-100.0%
Transfer Parole	0	1	0	1	-100.0%	-100.0%
Parole	21	17	11	10	-35.3%	10.0%
Trans Plac/Furlough	0	0	0	1	-	-100.0%
Halfway House	50	34	31	30	-8.8%	3.3%
Transitional Supervision	25	16	16	7	0.0%	128.6%
Special Parole	34	37	28	42	-24.3%	-33.3%
New Sentence	162	139	112	111	-19.4%	0.9%
Violation of Parole	47	46	33	32	-28.3%	3.1%
Pretrial	1,243	1,070	1,035	1,028	-3.3%	0.7%
Total	1,588	1,368	1,281	1,262	-6.4%	1.5%
Releases and discharges						
Transfer Parole	8	8	6	5	-25.0%	20.0%
Parole	43	28	35	47	25.0%	-25.5%
Furlough	6	2	3	2	50.0%	50.0%
Trans. Placement	6	9	16	2	77.8%	700.0%
Home Confinement DUI	23	15	18	21	20.0%	-14.3%
Halfway House	142	149	172	93	15.4%	84.9%
Transitional Supervision	113	89	111	85	24.7%	30.6%
Special Parole	41	40	38	45	-5.0%	-15.6%
Nursing home	0	0	0	0	-	-
End of Sentence	512	411	537	452	30.7%	18.8%
Total	894	751	936	752	24.6%	24.5%
Pretrial Releases*						
From Court	445	372	395	347	6.2%	13.8%
Release to Bond	396	395	360	370	-8.9%	-2.7%

* Totals reflect events, not individual offenders

Pretrial Admissions, New to DOC:

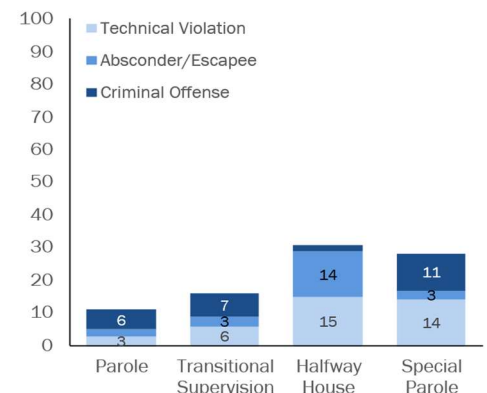
	OCT 2025	NOV 2025	DEC 2025	DEC 2024
Arraignments	2,865	2,508	2,505	2,413
Pretrial Admits	1,243	1,070	1,035	1,028
New to DOC	324	301	261	272
% New	26%	28%	25%	26%

DOC Community Release

Case Reviews and Release Metrics

	Cases reviewed	Approved	Denied	Continued	Approval rate
OCT	501	234	59	110	47%
NOV	457	226	47	92	49%
DEC '25	565	279	58	109	49%
DEC '24	468	225	42	106	48%

Remands from Community Release



Board of Pardons and Paroles

Parole Hearings

	Parole hearings	Paroles granted	Grant rate	Granted: prior year	Granted: two years prior
OCT	93	33	35%	34	50
NOV	82	29	35%	49	56
DEC	84	35	42%	52	53

Pardon Decisions

	Absolute Pardon			Cert. of Employability			Commutations		
	Granted	Denied	%	Granted	Denied	%	Granted	Denied	%
OCT	132	24	85%	5	0	100%	0	0	0%
NOV	71	16	82%	1	0	100%	0	4	0%
DEC '25	97	11	90%	3	0	100%	1	0	100%

Other BOPP Actions

	Reparole from revocation	Early Termination		Special parole discharges	Transfer parole approvals
		Discretionary parole	Special parole		
OCT	34	1	2	17	13
NOV	27	1	1	18	3
DEC '25	42	2	2	11	7
DEC '24	23	1	5	11	6

Monthly data sources: CRMVS via CJIS (arrests), JB CSSD (court and probation figures), BOPP and the DOC.

This report produced by the [Criminal Justice Policy & Planning Division Research Unit](#) at:

The Connecticut Office of Policy and Management
450 Capitol Avenue, Hartford CT, 06106

