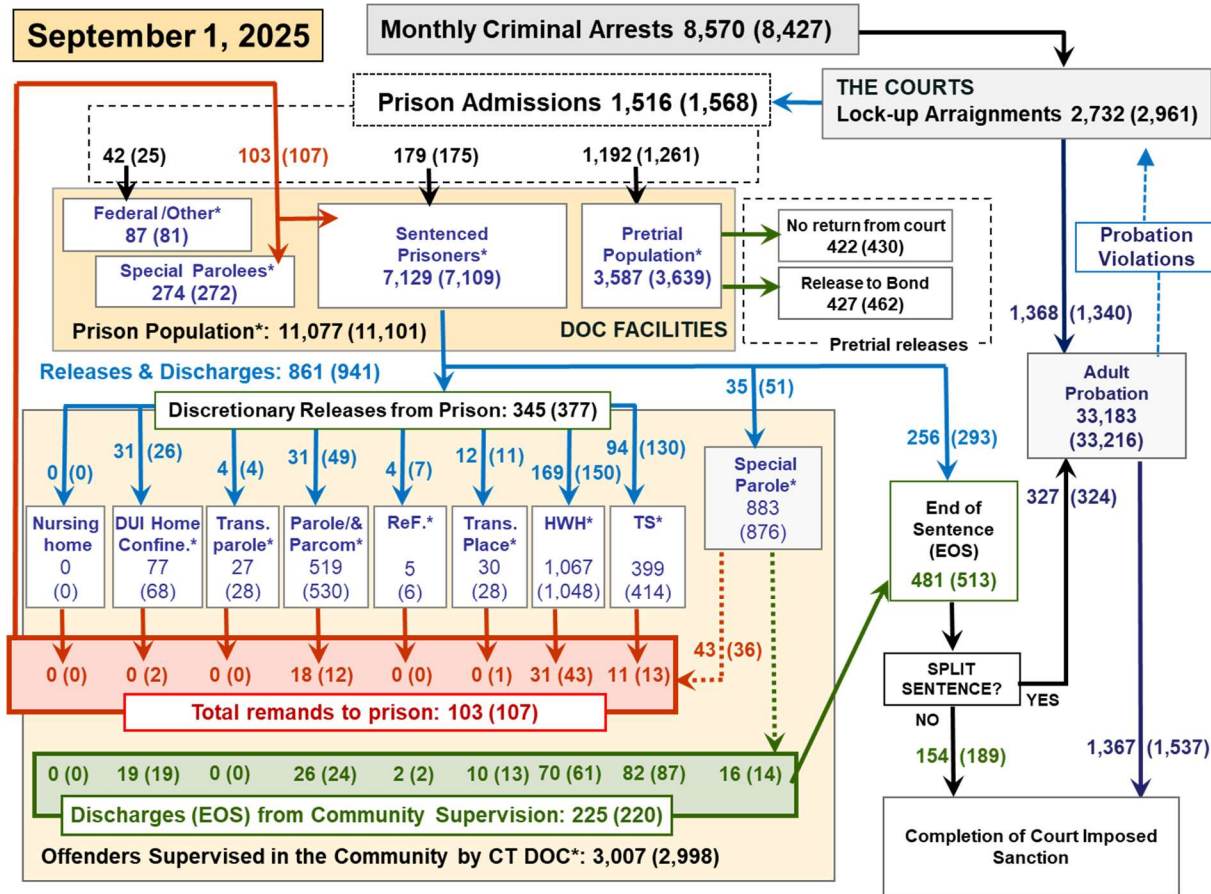
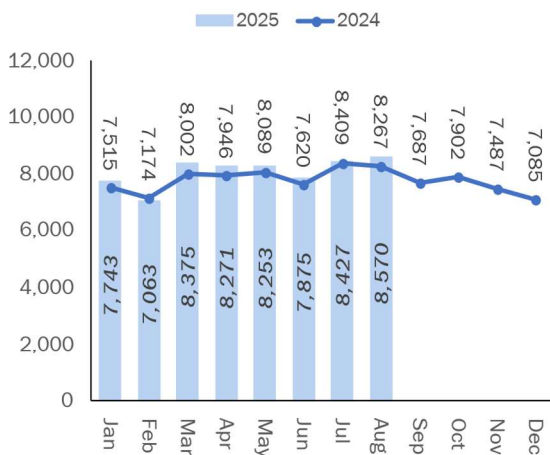


Criminal Justice System Monthly Counts & Flow Chart



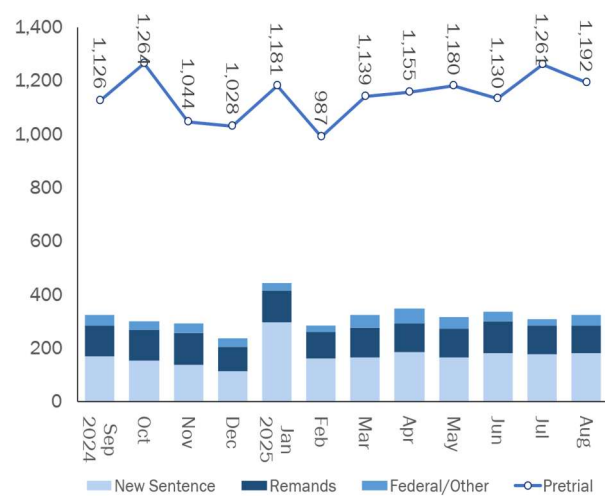
This flowchart contains monthly operations data for August 2025 and daily counts reported on September 1, 2025. Asterisks (*) indicate the daily count on September 1. Figures from last month are enclosed by parentheses.

Statewide Arrests: 2024 & 2025



Note: Data in the chart above show new case starts in the state Criminal Motor Vehicle System (CRMVS).

Monthly DOC Admissions: 2024 & 2025

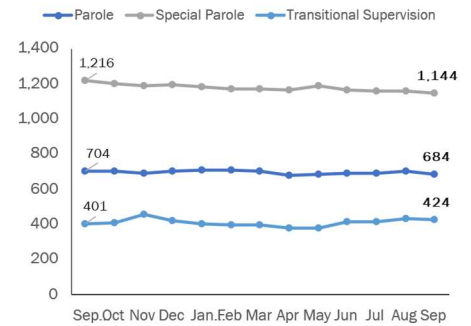


Department of Correction

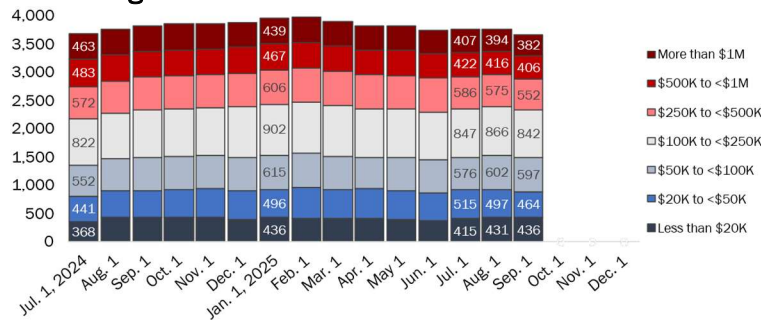
First-of-the-Month Totals

	2025 Jul. 1	2025 Aug. 1	2025 Sep. 1	2024 Sep. 1	% Change	
					Monthly	Annual
DOC Facilities						
Federal/Other	87	81	87	95	7.4%	-8.4%
Sentenced	7,125	7,109	7,129	6,759	0.3%	5.5%
Special Parole	268	272	274	239	0.7%	14.6%
Pretrial	3,688	3,639	3,587	3,698	-1.4%	-3.0%
Total	11,168	11,101	11,077	10,791	-0.2%	2.7%
DOC Community						
Transfer Parole	29	28	27	34	-3.6%	-20.6%
Parole/ Parcom Total	512	530	519	527	-2.1%	-1.5%
Parole	383	400	390	400	-2.5%	-2.5%
Parcom @ CT	129	130	129	127	-0.8%	1.6%
Furlough	2	6	5	4	-16.7%	25.0%
Trans Placement	32	28	30	31	7.1%	-3.2%
DUI/Home confine.	66	68	77	67	13.2%	14.9%
Halfway House Total	1,049	1,048	1,067	1,024	1.8%	4.2%
Comm Release	562	578	613	528	6.1%	16.1%
Transitional Supervision	18	16	25	27	56.3%	-7.4%
Parole	175	172	165	177	-4.1%	-6.8%
Transfer Parole	5	3	3	4	0.0%	-25.0%
Special Parole	289	279	261	288	-6.5%	-9.4%
Transitional Supervision	393	414	399	374	-3.6%	6.7%
Nursing home	0	0	0	0	-	-
Special Parole	868	876	883	928	0.8%	-4.8%
Total	2,951	2,998	3,007	2,989	0.3%	0.6%

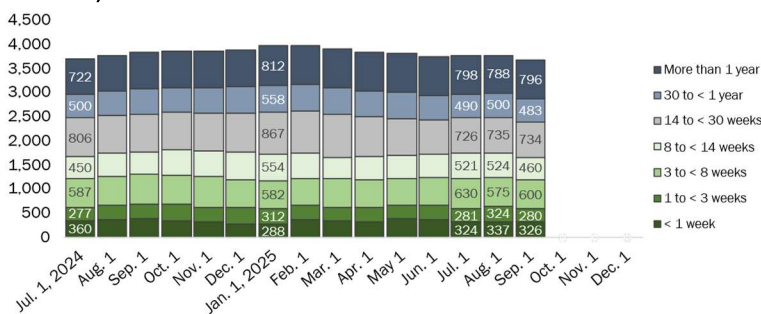
DOC Community Supervision: First-of-the-Month Totals



Bond Ranges for Pretrial Detainees



Pretrial, Weeks Held since Admission



Judicial Branch Court Support Services Division

The Jail Reinterview Program

	Pretrial admissions	Offender interviews	Offenders released	Released last year
JUN	1,130	876	233	258
JUL	1,261	1,105	291	274
AUG	1,192	948	300	276

Pretrial Bail and Probation Caseload

	Pretrial bail case starts	Client supv. starts	Split sentence starts	Pretrial bail cases*
JUN	2,469	1,303	316	13,574
JUL	2,907	1,340	324	13,627
AUG '25	2,614	1,368	327	13,621
AUG '24	2,558	1,346	300	13,767

* Reflects open cases as of the first of the month.



Department of Correction

Monthly Totals

	2025	2025	2025	2024	% Change	
	JUN	JUL	AUG	AUG	Monthly	Annual
Admissions						
Federal/Other	33	25	42	36	68.0%	16.7%
Remands	121	107	103	113	-3.7%	-8.8%
DUI	4	2	0	4	-100.0%	-100.0%
Transfer Parole	1	0	0	0	-	-
Parole	12	12	18	13	50.0%	38.5%
Trans Plac/Furlough	2	1	0	2	-100.0%	-100.0%
Halfway House	34	43	31	37	-27.9%	-16.2%
Transitional Supervision	28	13	11	18	-15.4%	-38.9%
Special Parole	40	36	43	39	19.4%	10.3%
New Sentence	180	175	179	194	2.3%	-7.7%
Violation of Parole	29	44	56	48	27.3%	16.7%
Pretrial	1,130	1,261	1,192	1,219	-5.5%	-2.2%
Total	1,464	1,568	1,516	1,562	-3.3%	-2.9%
Releases and discharges						
Transfer Parole	4	4	4	4	0.0%	0.0%
Parole	32	49	31	43	-36.7%	-27.9%
Furlough	3	7	4	3	-42.9%	33.3%
Trans. Placement	13	11	12	20	9.1%	-40.0%
Home Confinement DUI	16	26	31	25	19.2%	24.0%
Halfway House	107	150	169	135	12.7%	25.2%
Transitional Supervision	106	130	94	105	-27.7%	-10.5%
Special Parole	52	51	35	53	-31.4%	-34.0%
Nursing home	0	0	0	0	-	-
End of Sentence	476	513	481	456	-6.2%	5.5%
Total	809	941	861	844	-8.5%	2.0%
Pretrial Releases*						
From Court	368	430	422	397	-1.9%	6.3%
Release to Bond	369	462	427	416	-7.6%	2.6%

* Totals reflect events, not individual offenders

Pretrial Admissions, New to DOC:

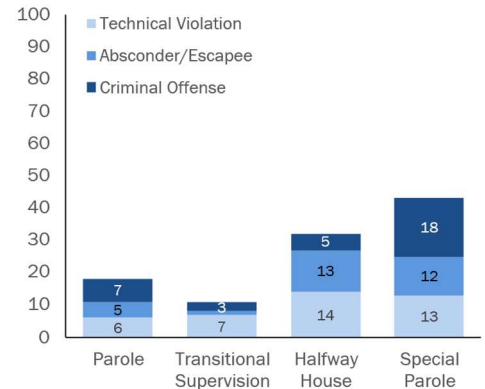
	JUN 2025	JUL 2025	AUG 2025	AUG 2024
Arraignments	2,633	2,961	2,732	2,793
Pretrial Admits	1,130	1,261	1,192	1,219
New to DOC	296	334	300	303
% New	26%	26%	25%	25%

DOC Community Release

Case Reviews and Release Metrics

	Cases reviewed	Approved	Denied	Continued	Approval rate
JUN	556	307	24	106	55%
JUL	583	321	50	100	55%
AUG '25	500	256	43	97	51%
AUG '24	520	265	25	125	51%

Remands from Community Release



Board of Pardons and Paroles

Parole Hearings

	Parole hearings	Paroles granted	Grant rate	Granted: prior year	Granted: two years prior
JUN	110	58	53%	43	51
JUL	109	26	24%	34	43
AUG	106	42	40%	34	40

Pardon Decisions

	Absolute Pardon			Cert. of Employability			Commutations		
	Granted	Denied	%	Granted	Denied	%	Granted	Denied	%
JUN	153	24	86%	3	2	60%	1	2	33%
JUL	126	30	81%	5	1	83%	0	1	0%
AUG '25	132	24	85%	5	0	100%	0	0	0%

Other BOPP Actions

	Reparole from revocation	Early Termination		Special parole discharges	Transfer parole approvals
		Discretionary parole	Special parole		
JUN	23	1	3	18	4
JUL	26	0	3	15	3
AUG '25	37	0	0	14	9
AUG '24	41	1	1	15	10

Monthly data sources: CRMVS via CJIS (arrests), JB CSSD (court and probation figures), BOPP and the DOC.

This report produced by the [Criminal Justice Policy & Planning Division Research Unit](#) at:

The Connecticut Office of Policy and Management
450 Capitol Avenue, Hartford CT, 06106

