

# MONTHLY INDICATORS REPORT

## Summary of Connecticut Criminal Justice System Trends

### Key Metrics

(Percent change from prior month)

#### September Monthly Totals

**Criminal Arrests:**  
 7,762 ↓ (-9.4%)

**Lock-up Arraignments:**  
 2,813 ↑ (+3.0%)

**DOC Admissions:**  
 1,441 ↓ (-4.9%)

**DOC Sentenced  
 Releases & Discharges:**  
 882 ↑ (+2.4%)

#### October 1 Counts

**DOC Facility:**  
 11,035 ↔ (-0.4%)

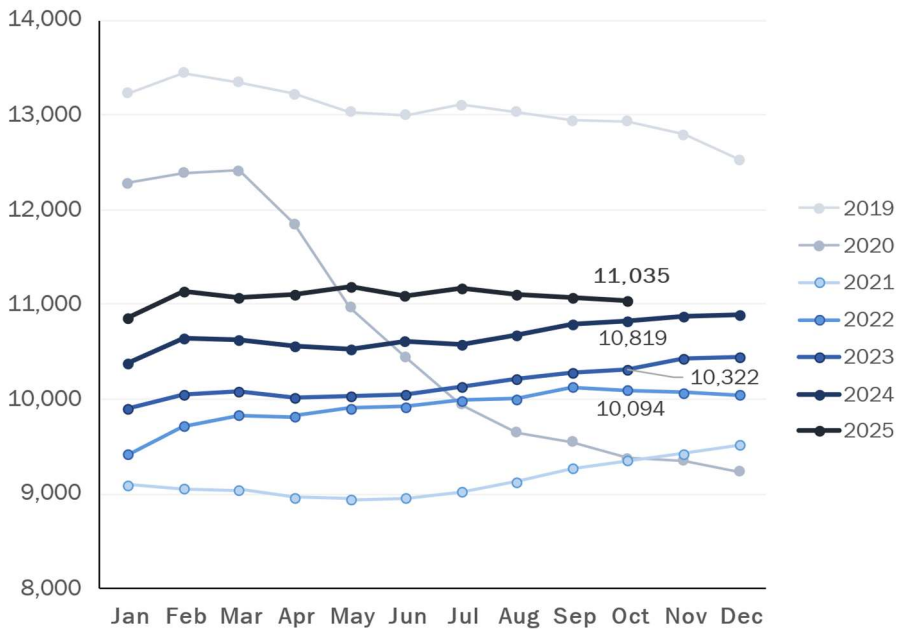
Pretrial:  
 3,508 ↓ (-2.2%)

Sentenced:  
 7,168 ↔ (+0.5%)

**DOC Community Supervision:**  
 2,981 ↔ (-0.9%)

### First-of-the-Month DOC Facility Population

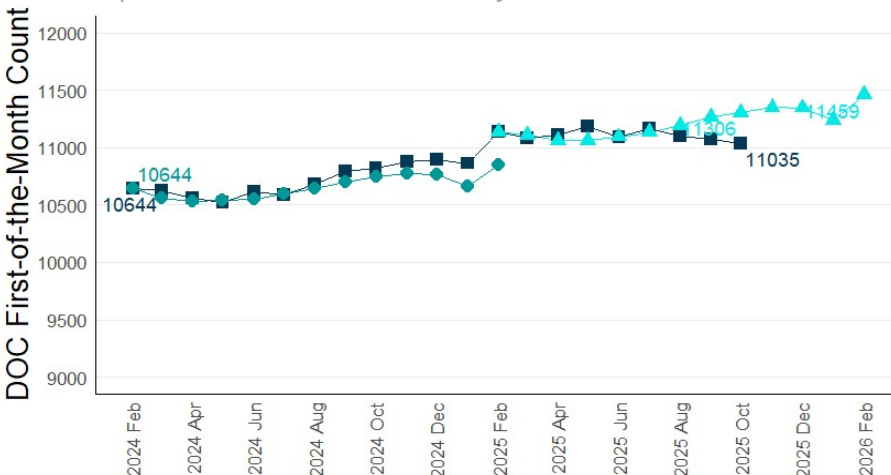
A comparison of five or more years shown by month



Note: To better illustrate changes, the Y-axis does not begin at zero.

### Correction Population Forecast

Forecast period: March 2025 - February 2026



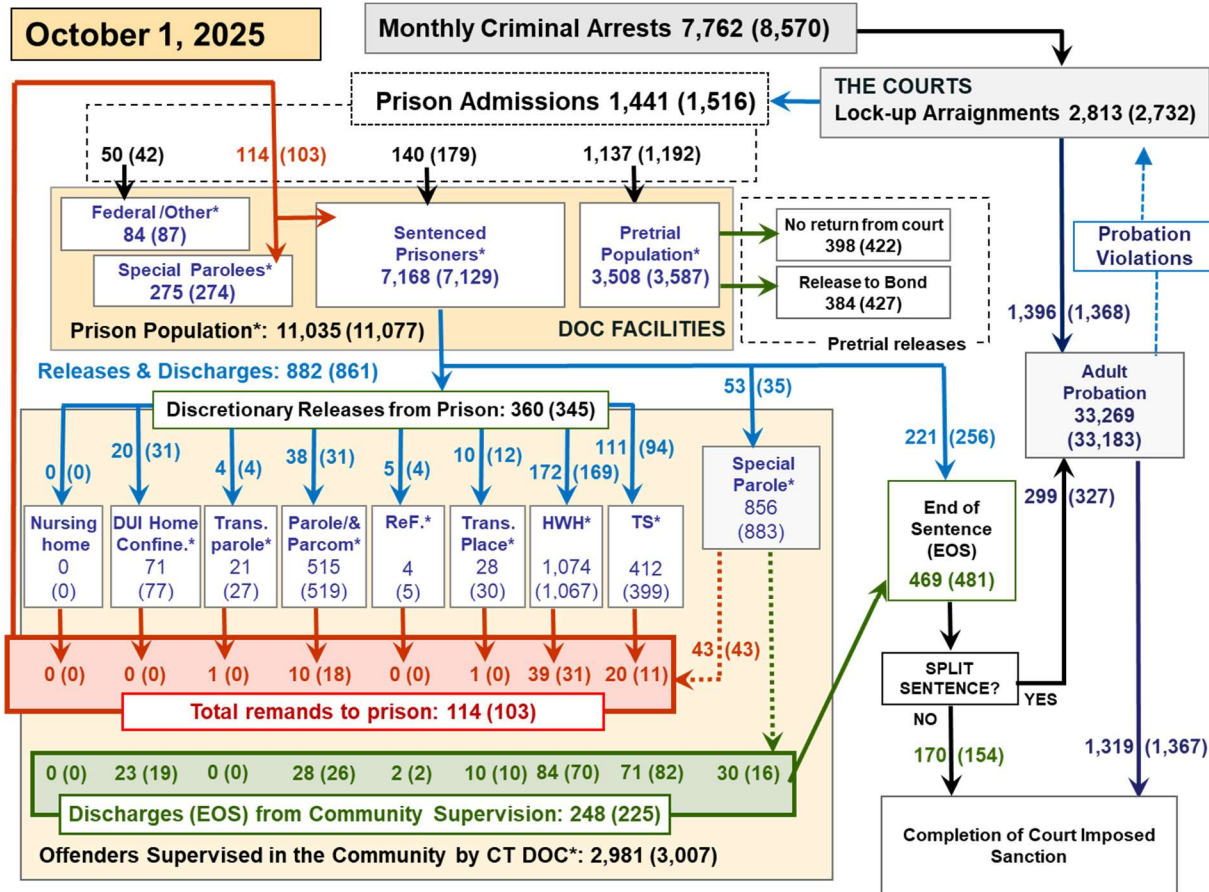
Note: To better illustrate changes, the Y-axis does not begin at zero.

### WEEK OF OCTOBER 1, 2025

- **OPM Population Estimate:**  
11,306
- **DOC Facility Count:**  
**Oct. 1** 11,035  
**First Week Avg.** 11,002
- **Difference from OPM Forecast:**
  - First of the Month -271 -2.4%
  - First Week Avg. -304 -2.7%

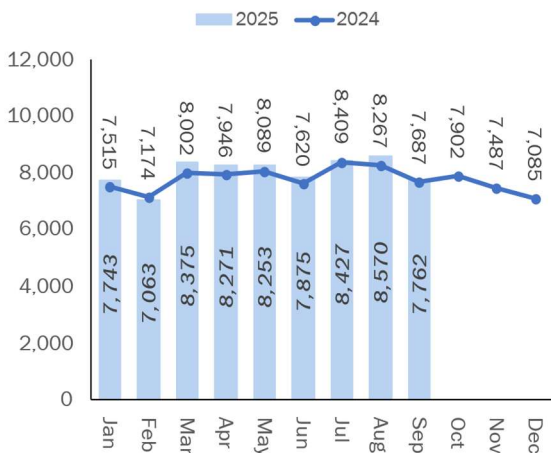


### Criminal Justice System Monthly Counts & Flow Chart



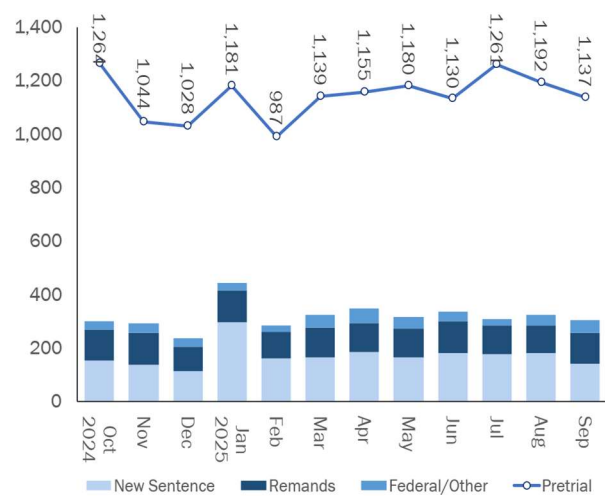
This flowchart contains monthly operations data for September 2025 and daily counts reported on October 1, 2025. Asterisks (\*) indicate the daily count on October 1. Figures from last month are enclosed by parentheses.

#### Statewide Arrests: 2024 & 2025



Note: Data in the chart above show new case starts in the state Criminal Motor Vehicle System (CRMVS).

#### Monthly DOC Admissions: 2024 & 2025

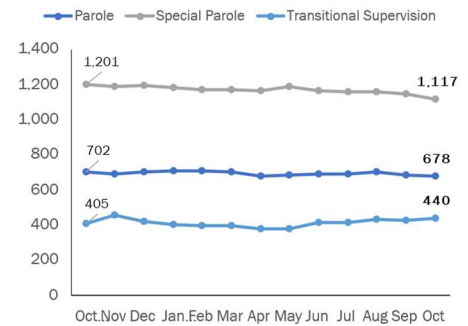


## Department of Correction

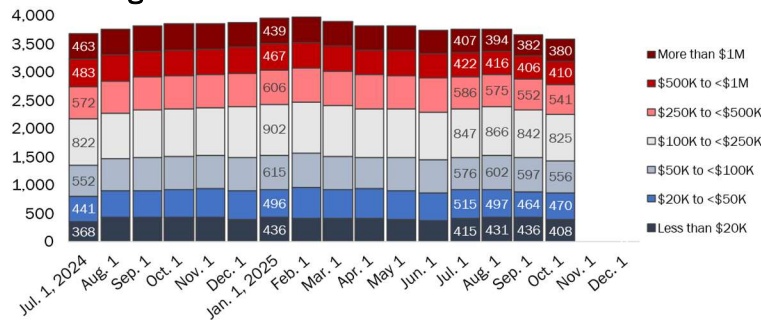
### First-of-the-Month Totals

	2025 Aug. 1	2025 Sep. 1	2025 Oct. 1	2024 Oct. 1	% Change	
					Monthly	Annual
<b>DOC Facilities</b>						
Federal/Other	81	87	84	91	-3.4%	-7.7%
Sentenced	7,109	7,129	7,168	6,771	0.5%	5.9%
Special Parole	272	274	275	234	0.4%	17.5%
Pretrial	3,639	3,587	3,508	3,723	-2.2%	-5.8%
<b>Total</b>	<b>11,101</b>	<b>11,077</b>	<b>11,035</b>	<b>10,819</b>	<b>-0.4%</b>	<b>2.0%</b>
<b>DOC Community</b>						
Transfer Parole	28	27	21	39	-22.2%	-46.2%
Parole/ Parcom Total	530	519	515	520	-0.8%	-1.0%
Parole	400	390	394	395	1.0%	-0.3%
Parcom @ CT	130	129	121	125	-6.2%	-3.2%
Furlough	6	5	4	2	-20.0%	100.0%
Trans Placement	28	30	28	35	-6.7%	-20.0%
DUI/Home confine.	68	77	71	70	-7.8%	1.4%
Halfway House Total	1,048	1,067	1,074	1,027	0.7%	4.6%
Comm Release	578	613	619	546	1.0%	13.4%
Transitional Supervision	16	25	28	21	12.0%	33.3%
Parole	172	165	163	182	-1.2%	-10.4%
Transfer Parole	3	3	3	5	0.0%	-40.0%
Special Parole	279	261	261	273	0.0%	-4.4%
Transitional Supervision	414	399	412	384	3.3%	7.3%
Nursing home	0	0	0	0	-	-
Special Parole	876	883	856	928	-3.1%	-7.8%
<b>Total</b>	<b>2,998</b>	<b>3,007</b>	<b>2,981</b>	<b>3,005</b>	<b>-0.9%</b>	<b>-0.8%</b>

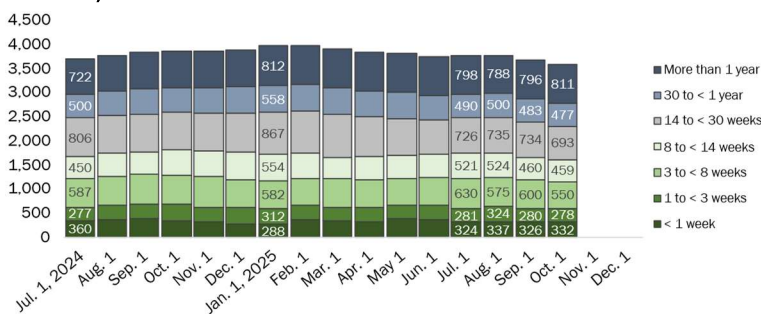
### DOC Community Supervision: First-of-the-Month Totals



### Bond Ranges for Pretrial Detainees



### Pretrial, Weeks Held since Admission



## Judicial Branch Court Support Services Division

### The Jail Reinterview Program

	Pretrial admissions	Offender interviews	Offenders released	Released last year
JUL	1,261	1,105	291	274
AUG	1,192	948	300	276
SEP	1,137	928	255	256

### Pretrial Bail and Probation Caseload

	Pretrial bail case starts	Client supv. starts	Split sentence starts	Pretrial bail cases*
JUL	2,907	1,340	324	13,627
AUG	2,614	1,368	327	13,621
SEP '25	2,651	1,396	299	13,610
SEP '24	2,428	1,386	289	13,784

\* Reflects open cases as of the first of the month.



## Department of Correction

### Monthly Totals

	2025	2025	2025	2024	% Change	
	JUL	AUG	SEP	SEP	Monthly	Annual
<b>Admissions</b>						
Federal/Other	25	42	50	37	19.0%	35.1%
Remands	107	103	114	115	10.7%	-0.9%
DUI	2	0	0	3	-	-100.0%
Transfer Parole	0	0	1	0	-	-
Parole	12	18	10	16	-44.4%	-37.5%
Trans Plac/Furlough	1	0	1	1	-	0.0%
Halfway House	43	31	39	42	25.8%	-7.1%
Transitional Supervision	13	11	20	17	81.8%	17.6%
Special Parole	36	43	43	36	0.0%	19.4%
New Sentence	175	179	140	170	-21.8%	-17.6%
Violation of Parole	44	56	39	51	-30.4%	-23.5%
Pretrial	1,261	1,192	1,137	1,126	-4.6%	1.0%
<b>Total</b>	<b>1,568</b>	<b>1,516</b>	<b>1,441</b>	<b>1,448</b>	<b>-4.9%</b>	<b>-0.5%</b>
<b>Releases and discharges</b>						
Transfer Parole	4	4	4	7	0.0%	-42.9%
Parole	49	31	38	39	22.6%	-2.6%
Furlough	7	4	5	2	25.0%	150.0%
Trans. Placement	11	12	10	14	-16.7%	-28.6%
Home Confinement DUI	26	31	20	26	-35.5%	-23.1%
Halfway House	150	169	172	147	1.8%	17.0%
Transitional Supervision	130	94	111	101	18.1%	9.9%
Special Parole	51	35	53	45	51.4%	17.8%
Nursing home	0	0	0	0	-	-
End of Sentence	513	481	469	428	-2.5%	9.6%
<b>Total</b>	<b>941</b>	<b>861</b>	<b>882</b>	<b>809</b>	<b>2.4%</b>	<b>9.0%</b>
<b>Pretrial Releases*</b>						
From Court	430	422	398	393	-5.7%	1.3%
Release to Bond	462	427	384	350	-10.1%	9.7%

\* Totals reflect events, not individual offenders

### Pretrial Admissions, New to DOC:

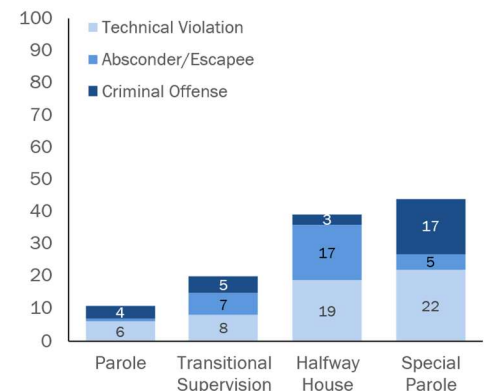
	JUL 2025	AUG 2025	SEP 2025	SEP 2024
Arraignments	2,961	2,732	2,813	2,647
Pretrial Admits	1,261	1,192	1,137	1,126
New to DOC	334	300	308	284
% New	26%	25%	27%	25%

## DOC Community Release

### Case Reviews and Release Metrics

	Cases reviewed	Approved	Denied	Continued	Approval rate
JUL	583	321	50	100	55%
AUG	500	256	43	97	51%
SEP '25	537	281	48	103	52%
SEP '24	502	246	35	106	49%

### Remands from Community Release



## Board of Pardons and Paroles

### Parole Hearings

	Parole hearings	Paroles granted	Grant rate	Granted: prior year	Granted: two years prior
JUL	109	26	24%	34	43
AUG	106	42	40%	34	40
SEP	84	35	42%	46	46

### Pardon Decisions

	Absolute Pardon			Cert. of Employability			Commutations		
	Granted	Denied	%	Granted	Denied	%	Granted	Denied	%
JUL	126	30	81%	5	1	83%	0	1	0%
AUG	132	24	85%	5	0	100%	0	0	0%
SEP '25	130	32	80%	6	0	100%	2	1	67%

### Other BOPP Actions

	Reparole from revocation	Early Termination		Special parole discharges	Transfer parole approvals
		Discretionary parole	Special parole		
JUL	26	0	3	15	3
AUG	37	0	0	14	9
SEP '25	32	2	8	17	5
SEP '24	30	1	6	7	6

Monthly data sources: CRMVS via CJIS (arrests), JB CSSD (court and probation figures), BOPP and the DOC.

This report produced by the [Criminal Justice Policy & Planning Division Research Unit](#) at:

The Connecticut Office of Policy and Management  
450 Capitol Avenue, Hartford CT, 06106

