

MONTHLY INDICATORS REPORT

Summary of Connecticut Criminal Justice System Trends

Key Metrics

(Percent change from prior month)

April Monthly Totals

Criminal Arrests:
 8,271 ↓ (-1.2%)

Lock-up Arraignments:
 2,670 ↓ (-3.3%)

DOC Admissions:
 1,503 ↑ (+2.8%)

**DOC Sentenced
 Releases & Discharges:**
 828 ↑ (+5.5%)

May 1 Counts

DOC Facility:
 11,186 ↔ (+0.7%)

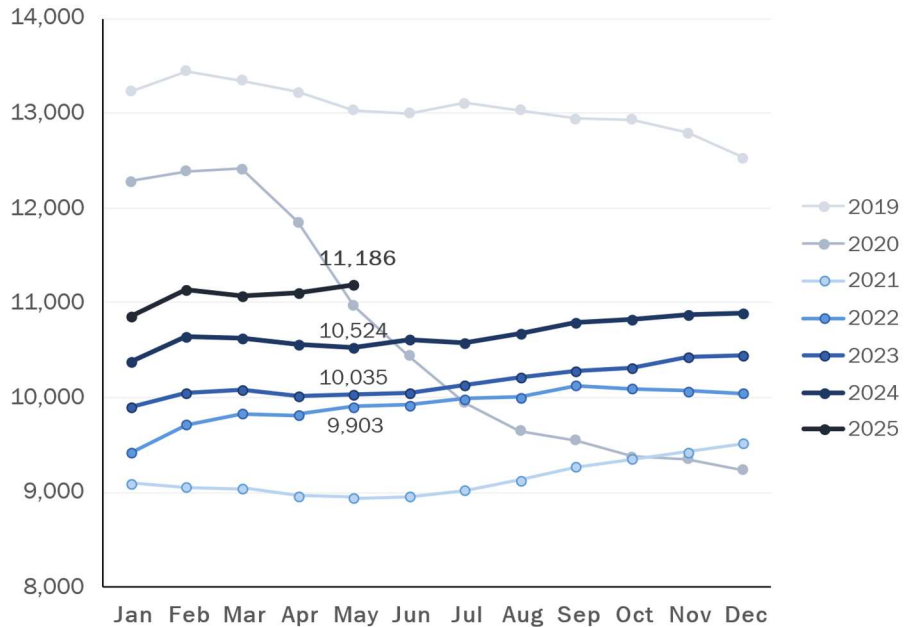
Pretrial:
 3,700 ↔ (-0.9%)

Sentenced:
 7,142 ↑ (+1.7%)

DOC Community Supervision:
 2,961 ↔ (+0.4%)

First-of-the-Month DOC Facility Population

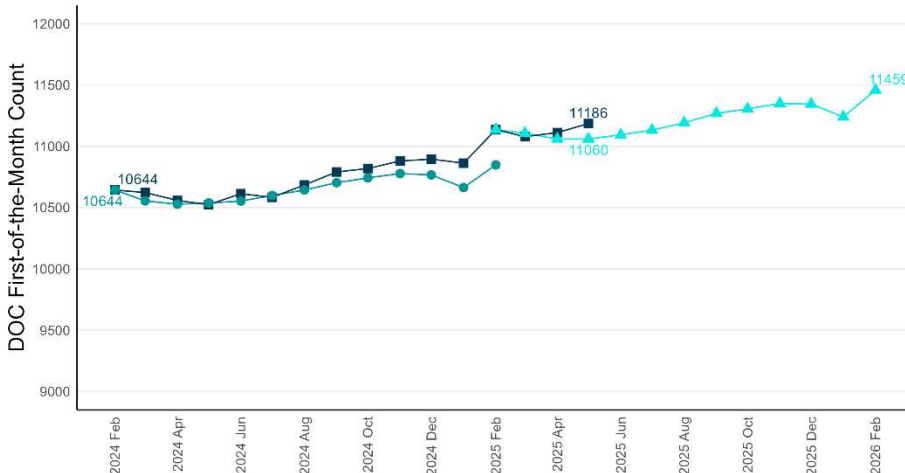
A comparison of five or more years shown by month



Note: To better illustrate changes, the Y-axis does not begin at zero.

Correction Population Forecast

Forecast period: March 2025 - February 2026



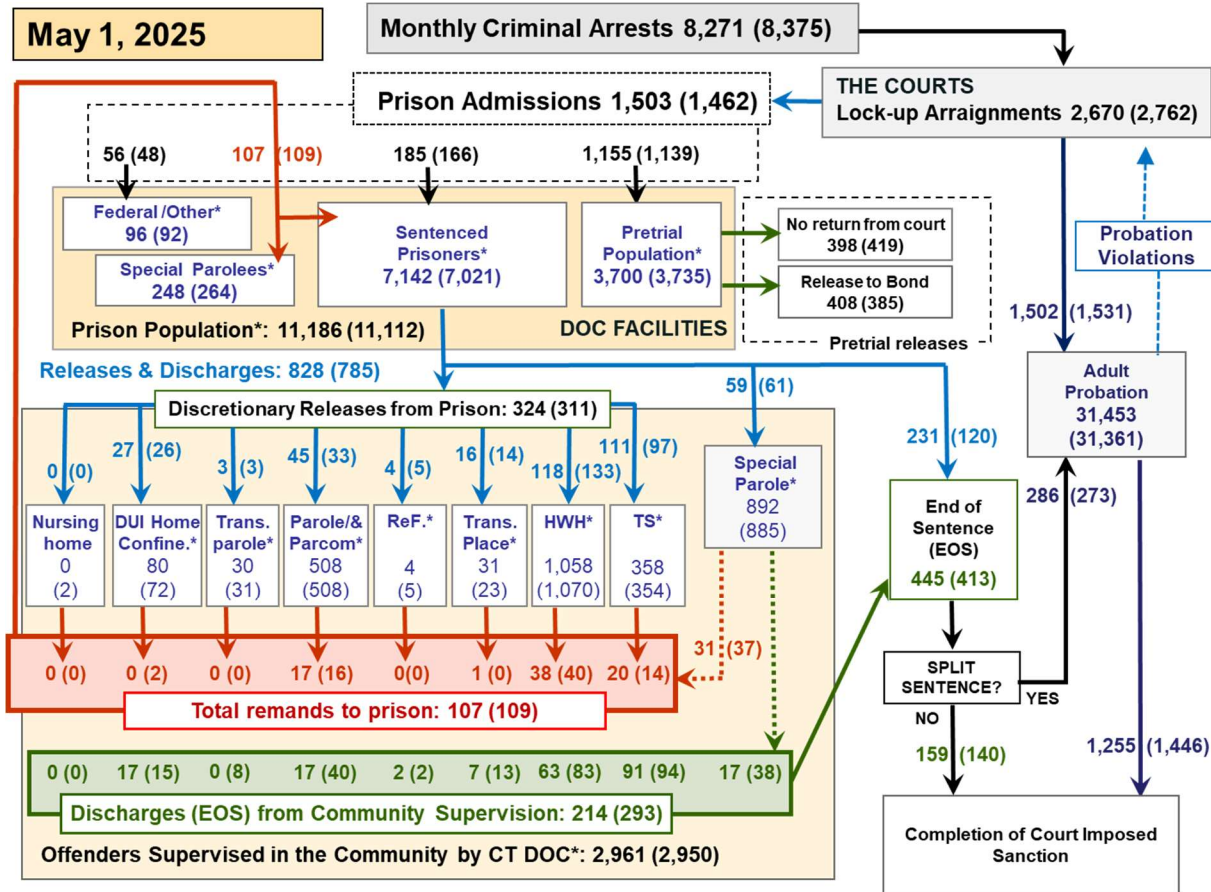
Note: To better illustrate changes, the Y-axis does not begin at zero.

WEEK OF MAY 1, 2025

- **OPM Population Estimate:**
11,060
- **DOC Facility Count:**
May 1 11,186
First Week Avg. 11,187
- **Difference from OPM Forecast:**
 - First of the Month +126 +1.1%
 - First Week Avg. +127 +1.2%

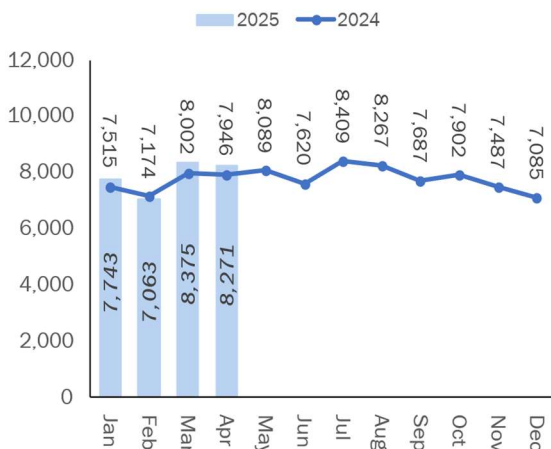


Criminal Justice System Monthly Counts & Flow Chart



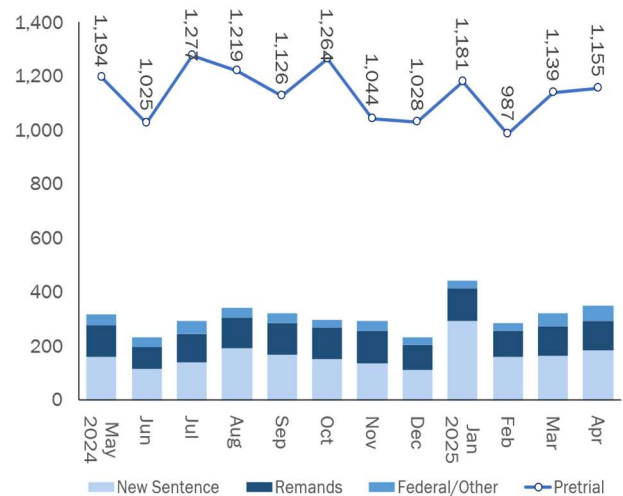
This flowchart contains monthly operations data for April 2024 and daily counts reported on May 1, 2025. Asterisks (*) indicate the daily count on May 1. Figures from last month are enclosed by parentheses.

Statewide Arrests: 2024 & 2025



Note: Data in the chart above show new case starts in the state Criminal Motor Vehicle System (CRMVS).

Monthly DOC Admissions: 2024 & 2025

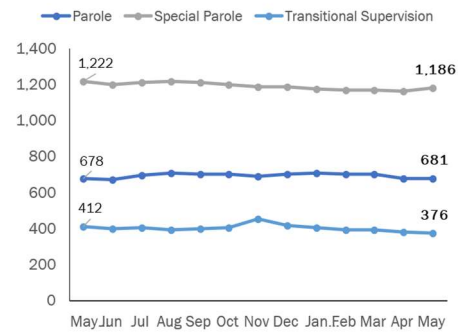


Department of Correction

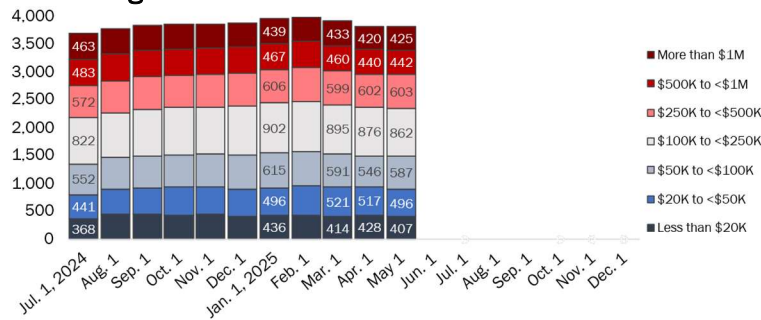
First-of-the-Month Totals

	2025 Mar. 1	2025 Apr. 1	2025 May 1	2024 May 1	% Change	
					Monthly	Annual
DOC Facilities						
Federal/Other	99	92	96	82	4.3%	17.1%
Sentenced	6,915	7,021	7,142	6,679	1.7%	6.9%
Special Parole	272	264	248	263	-6.1%	-5.7%
Pretrial	3,793	3,735	3,700	3,500	-0.9%	5.7%
Total	11,079	11,112	11,186	10,524	0.7%	6.3%
DOC Community						
Transfer Parole	35	31	30	42	-3.2%	-28.6%
Parole/ Parcom Total	525	508	508	503	0.0%	1.0%
Parole	404	391	389	374	-0.5%	4.0%
Parcom @ CT	121	117	119	129	1.7%	-7.8%
Furlough	1	5	4	5	-20.0%	-20.0%
Trans Placement	19	23	31	32	34.8%	-3.1%
DUI/Home confine.	63	72	80	84	11.1%	-4.8%
Halfway House Total	1,056	1,070	1,058	991	-1.1%	6.8%
Comm Release	576	587	570	516	-2.9%	10.5%
Transitional Supervision	25	25	18	13	-28.0%	38.5%
Parole	179	170	173	175	1.8%	-1.1%
Transfer Parole	8	7	3	11	-57.1%	-72.7%
Special Parole	268	281	294	276	4.6%	6.5%
Transitional Supervision	371	354	358	399	1.1%	-10.3%
Nursing home	0	2	0	0	-100.0%	-
Special Parole	901	885	892	946	0.8%	-5.7%
Total	2,971	2,950	2,961	3,002	0.4%	-1.4%

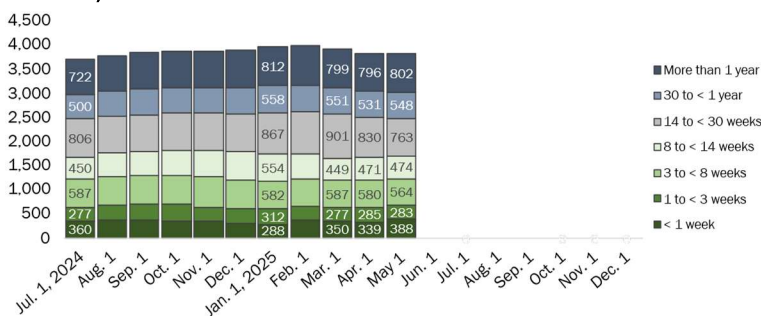
DOC Community Supervision: First-of-the-Month Totals



Bond Ranges for Pretrial Detainees



Pretrial, Weeks Held since Admission



Judicial Branch Court Support Services Division

The Jail Reinterview Program

	Pretrial admissions	Offender interviews	Offenders released	Released last year
FEB	987	839	221	251
MAR	1,139	876	246	228
APR	1,155	878	269	241

Pretrial Bail and Probation Caseload

	Pretrial bail case starts	Client supv. starts	Split sentence starts	Pretrial bail cases*
FEB		1,145	282	
MAR		1,531	273	
APR '25		1,502	286	
APR '24	2,605	1,330	294	13,449

* Reflects open cases as of the first of the month.

Ed. Note: Pretrial bail case starts and cases unavailable at the time of publication and will be updated in the future.



Department of Correction

Monthly Totals

	2025	2025	2025	2024	% Change	
	FEB	MAR	APR	APR	Monthly	Annual
Admissions						
Federal/Other	26	48	56	34	16.7%	64.7%
Remands	99	109	107	131	-1.8%	-18.3%
DUI	2	2	0	2	-100.0%	-100.0%
Transfer Parole	1	0	1	0	-	-
Parole	12	16	17	18	6.3%	-5.6%
Trans Plac/Furlough	0	0	0	0	-	-
Halfway House	43	40	38	40	-5.0%	-5.0%
Transitional Supervision	11	14	20	22	42.9%	-9.1%
Special Parole	30	37	31	49	-16.2%	-36.7%
New Sentence	159	166	185	173	11.4%	6.9%
Violation of Parole	39	37	57	49	54.1%	16.3%
Pretrial	987	1,139	1,155	1,100	1.4%	5.0%
Total	1,271	1,462	1,503	1,438	2.8%	4.5%
Releases and discharges						
Transfer Parole	4	3	3	14	0.0%	-78.6%
Parole	44	33	45	51	36.4%	-11.8%
Furlough	1	5	4	5	-20.0%	-20.0%
Trans. Placement	9	14	16	12	14.3%	33.3%
Home Confinement DUI	17	26	27	26	3.8%	3.8%
Halfway House	128	133	118	149	-11.3%	-20.8%
Transitional Supervision	95	97	111	117	14.4%	-5.1%
Special Parole	43	61	59	66	-3.3%	-10.6%
Nursing home	0	0	0	0	-	-
End of Sentence	429	413	445	456	7.7%	-2.4%
Total	770	785	828	896	5.5%	-7.6%
Pretrial Releases*						
From Court	347	419	398	385	-5.0%	3.4%
Release to Bond	353	385	408	343	6.0%	19.0%

* Totals reflect events, not individual offenders

Pretrial Admissions, New to DOC:

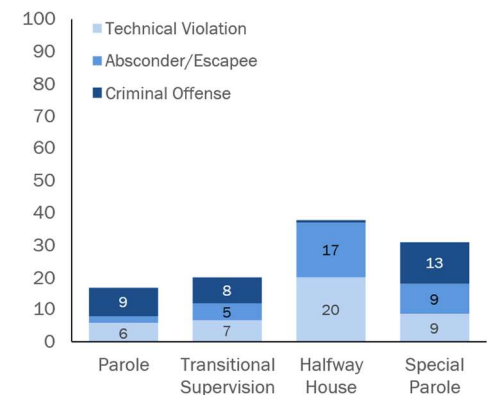
	FEB 2025	MAR 2025	APR 2025	APR 2024
Arraignments	2,363	2,762	2,670	2,692
Pretrial Admits	987	1,139	1,155	1,100
New to DOC	291	334	331	299
% New	29%	29%	29%	27%

DOC Community Release

Case Reviews and Release Metrics

	Cases reviewed	Approved	Denied	Continued	Approval rate
FEB	523	249	57	118	48%
MAR	624	318	49	135	51%
APR '25	589	308	51	132	52%
APR '24	650	334	48	147	51%

Remands from Community Release



Board of Pardons and Paroles

Parole Hearings

	Parole hearings	Paroles granted	Grant rate	Granted: prior year	Granted: two years prior
FEB	92	36	39%	54	32
MAR	86	40	47%	43	35
APR	95	37	39%	49	37

Pardon Decisions

	Absolute Pardon			Cert. of Employability			Commutations		
	Granted	Denied	%	Granted	Denied	%	Granted	Denied	%
FEB	93	24	79%	2	0	100%	0	1	0%
MAR	101	24	81%	1	0	100%	0	1	0%
APR '25	114	41	74%	1	0	100%	0	1	0%

Other BOPP Actions

	Reparole from revocation	Early Termination		Special parole discharges	Transfer parole approvals
		Discretionary parole	Special parole		
FEB	27	5	2	12	3
MAR	38	0	2	12	3
APR '25	22	1	1	15	13
APR '24	30	1	3	20	7

Monthly data sources: CRMVS via CJIS (arrests), JB CSSD (court and probation figures), BOPP and the DOC.

This report produced by the [Criminal Justice Policy & Planning Division Research Unit](#) at:

The Connecticut Office of Policy and Management
450 Capitol Avenue, Hartford CT, 06106

