

MONTHLY INDICATORS REPORT

Summary of Connecticut Criminal Justice System Trends

Key Metrics

(Percent change from prior month)

February Monthly Totals

Criminal Arrests:
 7,063 ↓ (-8.8%)

Lock-up Arraignments:
 2,363 ↓ (-17.2%)

DOC Admissions:
 1,271 ↓ (-21.8%)

**DOC Sentenced
 Releases & Discharges:**
 770 ↓ (-8.2%)

March 1 Counts

DOC Facility:
 11,079 ↔ (-0.5%)

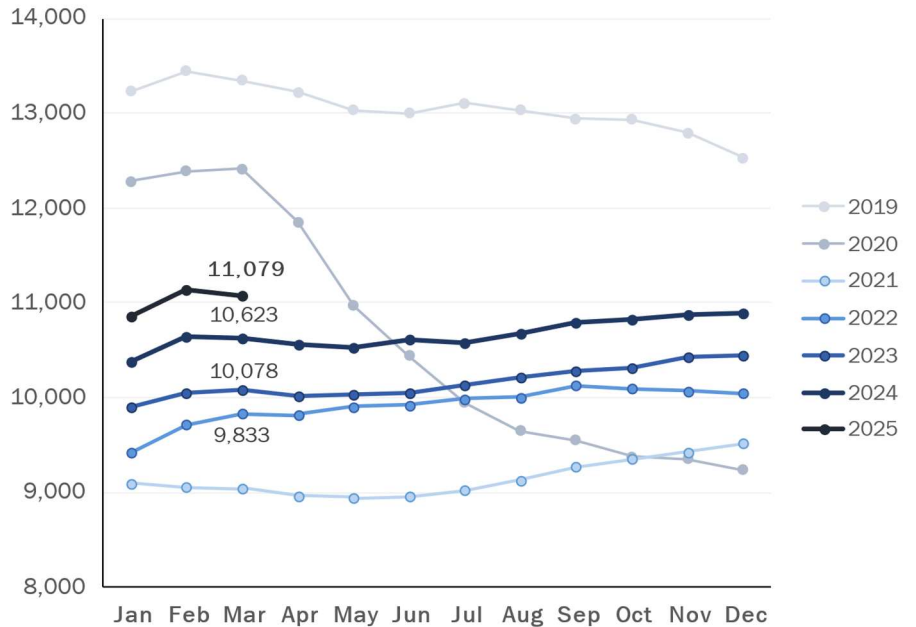
Pretrial:
 3,793 ↓ (-2.1%)

Sentenced:
 6,915 ↔ (+0.3%)

DOC Community Supervision:
 2,971 ↔ (+0.8%)

First-of-the-Month DOC Facility Population

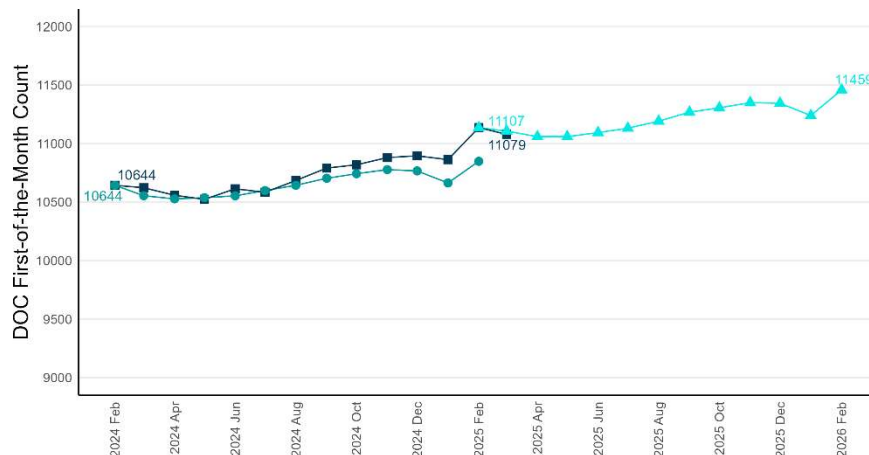
A comparison of up to five years shown by month



Note: To better illustrate changes, the Y-axis does not begin at zero.

Correction Population Forecast

Forecast period: March 2025 – February 2026



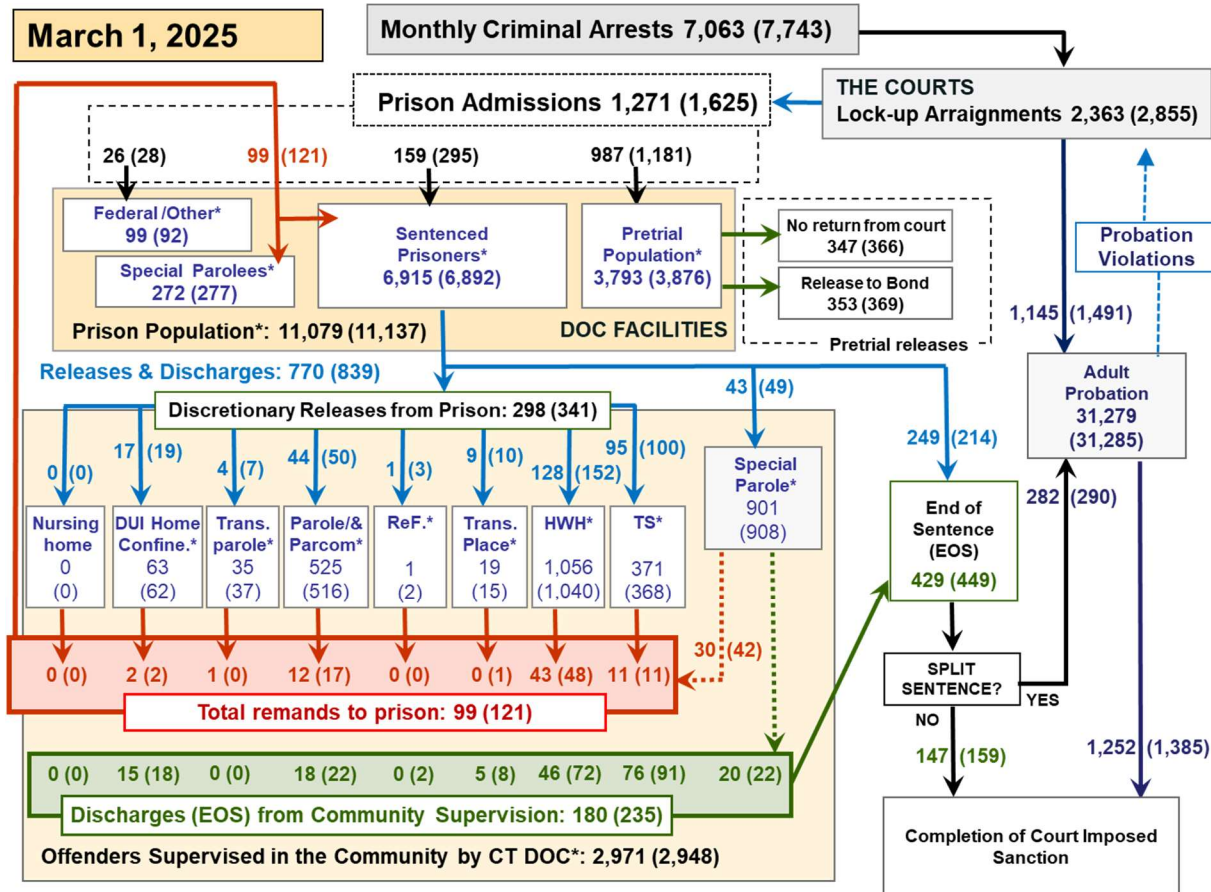
Note: To better illustrate changes, the Y-axis does not begin at zero.

WEEK OF MARCH 1, 2025

- **OPM Population Estimate:**
11,107
- **DOC Facility Count:**
March 1 11,079
First Week Avg. 11,085
- **Difference from OPM Forecast:**
 - First of the Month -28 -0.3%
 - First Week Avg. -22 -0.2%

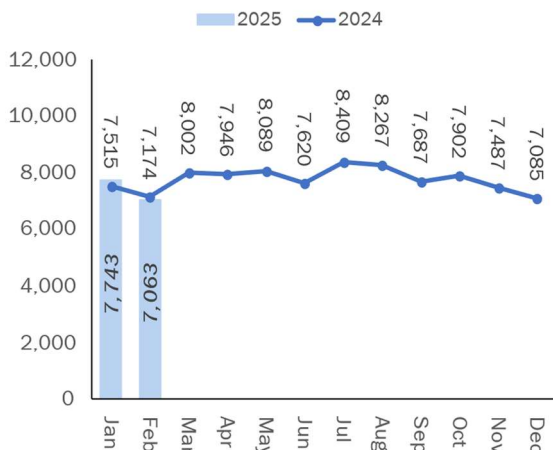


Criminal Justice System Monthly Counts & Flow Chart



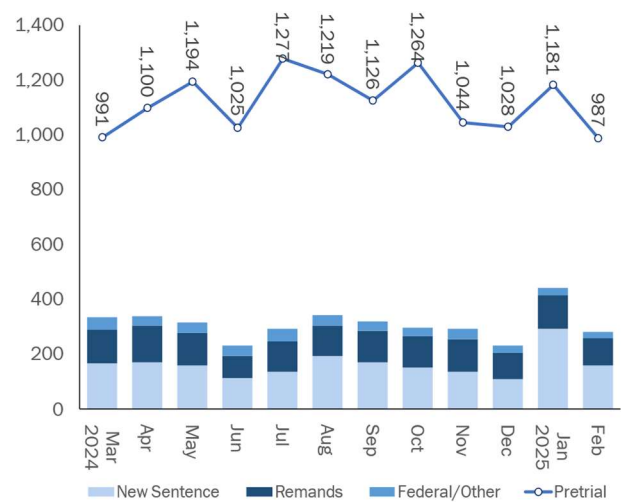
This flowchart contains monthly operations data for February 2024 and daily counts reported on March 1, 2025. Asterisks (*) indicate the daily count on March 1. Figures from last month are enclosed by parentheses.

Statewide Arrests: 2024 & 2025



Note: Data in the chart above show new case starts in the state Criminal Motor Vehicle System (CRMVS).

Monthly DOC Admissions: 2024 & 2025

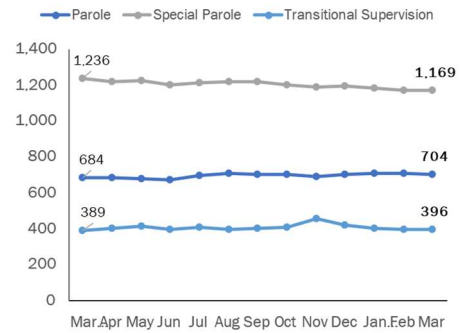


Department of Correction

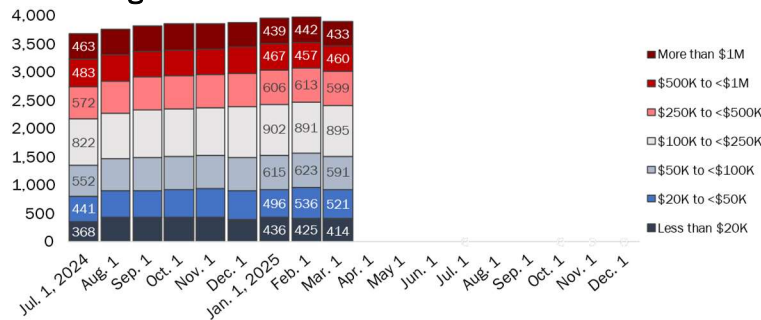
First-of-the-Month Totals

	2025 Jan. 1	2025 Feb. 1	2025 Mar. 1	2024 Mar. 1	% Change	
					Monthly	Annual
DOC Facilities						
Federal/Other	82	92	99	79	7.6%	25.3%
Sentenced	6,697	6,892	6,915	6,717	0.3%	2.9%
Special Parole	275	277	272	236	-1.8%	15.3%
Pretrial	3,809	3,876	3,793	3,591	-2.1%	5.6%
Total	10,863	11,137	11,079	10,623	-0.5%	4.3%
DOC Community						
Transfer Parole	35	37	35	33	-5.4%	6.1%
Parole/ Parcom Total	518	516	525	512	1.7%	2.5%
Parole	391	390	404	388	3.6%	4.1%
Parcom @ CT	127	126	121	124	-4.0%	-2.4%
Furlough	1	2	1	2	-50.0%	-50.0%
Trans Placement	13	15	19	30	26.7%	-36.7%
DUI/Home confine.	69	62	63	76	1.6%	-17.1%
Halfway House Total	1,043	1,040	1,056	995	1.5%	6.1%
Comm Release	556	556	576	513	3.6%	12.3%
Transitional Supervision	21	28	25	12	-10.7%	108.3%
Parole	191	189	179	172	-5.3%	4.1%
Transfer Parole	4	6	8	4	33.3%	100.0%
Special Parole	271	261	268	294	2.7%	-8.8%
Transitional Supervision	382	368	371	377	0.8%	-1.6%
Nursing home	0	0	0	0	-	-
Special Parole	909	908	901	942	-0.8%	-4.4%
Total	2,970	2,948	2,971	2,967	0.8%	0.1%

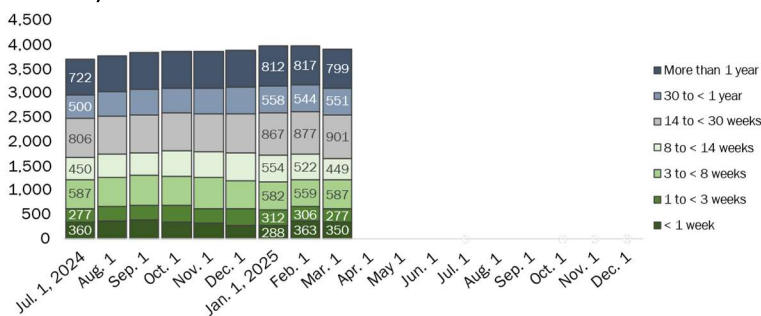
DOC Community Supervision: First-of-the-Month Totals



Bond Ranges for Pretrial Detainees



Pretrial, Weeks Held since Admission



Judicial Branch Court Support Services Division

The Jail Reinterview Program

	Pretrial admissions	Offender interviews	Offenders released	Released last year
DEC	1,028	926	235	231
JAN	1,181	931	227	247
FEB	987	839	221	251

Pretrial Bail and Probation Caseload

	Pretrial bail case starts	Client supv. starts	Split sentence starts	Pretrial bail cases*
DEC		1,273	303	
JAN		1,491	290	
FEB '25		1,145	282	
FEB '24	2,265	1,163	256	13,383

* Reflects open cases as of the first of the month.

Ed. Note: Pretrial bail case starts and cases unavailable at the time of publication and will be updated in the future.



Department of Correction

Monthly Totals

	2024	2025	2025	2024	% Change	
	DEC	JAN	FEB	FEB	Monthly	Annual
Admissions						
Federal/Other	30	28	26	32	-7.1%	-18.8%
Remands	93	121	99	107	-18.2%	-7.5%
DUI	2	2	2	2	0.0%	0.0%
Transfer Parole	1	0	1	1	-	0.0%
Parole	10	17	12	21	-29.4%	-42.9%
Trans Plac/Furlough	1	1	0	1	-100.0%	-100.0%
Halfway House	30	48	43	30	-10.4%	43.3%
Transitional Supervision	7	11	11	11	0.0%	0.0%
Special Parole	42	42	30	41	-28.6%	-26.8%
New Sentence	111	295	159	175	-46.1%	-9.1%
Violation of Parole	32	67	39	42	-41.8%	-7.1%
Pretrial	1,028	1,181	987	1,020	-16.4%	-3.2%
Total	1,262	1,625	1,271	1,334	-21.8%	-4.7%
Releases and discharges						
Transfer Parole	5	7	4	2	-42.9%	100.0%
Parole	47	50	44	65	-12.0%	-32.3%
Furlough	2	3	1	2	-66.7%	-50.0%
Trans. Placement	2	10	9	16	-10.0%	-43.8%
Home Confinement DUI	21	19	17	19	-10.5%	-10.5%
Halfway House	93	152	128	106	-15.8%	20.8%
Transitional Supervision	85	100	95	95	-5.0%	0.0%
Special Parole	45	49	43	50	-12.2%	-14.0%
Nursing home	0	0	0	0	-	-
End of Sentence	452	449	429	427	-4.5%	0.5%
Total	752	839	770	782	-8.2%	-1.5%
Pretrial Releases*						
From Court	347	366	347	395	-5.2%	-12.2%
Release to Bond	370	369	353	352	-4.3%	0.3%

* Totals reflect events, not individual offenders

Pretrial Admissions, New to DOC:

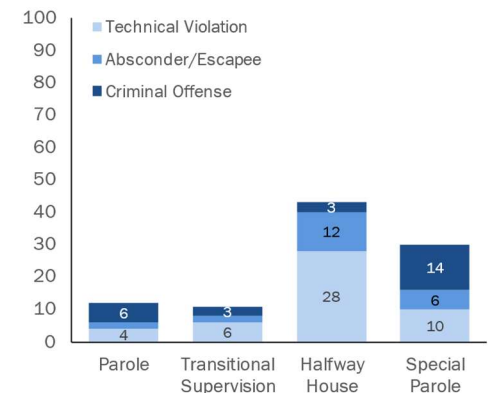
	DEC 2024	JAN 2025	FEB 2025	FEB 2024
Arraignments	2,413	2,855	2,363	2,417
Pretrial Admits	1,028	1,181	987	1,020
New to DOC	272	329	291	290
% New	26%	28%	29%	28%

DOC Community Release

Case Reviews and Release Metrics

	Cases reviewed	Approved	Denied	Continued	Approval rate
DEC	468	225	42	106	48%
JAN	600	324	47	130	54%
FEB '25	523	249	57	118	48%
FEB '24	500	258	36	105	52%

Remands from Community Release



Board of Pardons and Paroles

Parole Hearings

	Parole hearings	Paroles granted	Grant rate	Granted: prior year	Granted: two years prior
DEC	75	52	69%	53	44
JAN	78	39	50%	48	44
FEB	92	36	39%	54	32

Pardon Decisions

	Absolute Pardon			Cert. of Employability			Commutations		
	Granted	Denied	%	Granted	Denied	%	Granted	Denied	%
DEC	106	8	93%	1	0	100%	1	4	20%
JAN	108	6	95%	6	0	100%	0	2	0%
FEB '25	93	24	79%	2	0	100%	0	1	0%

Other BOPP Actions

	Reparole from revocation	Early Termination		Special parole discharges	Transfer parole approvals
		Discretionary parole	Special parole		
DEC	23	1	5	11	6
JAN	45	1	8	12	4
FEB '25	27	5	2	12	3
FEB '24	33	6	6	16	11

Monthly data sources: CRMVS via CJIS (arrests), JB CSSD (court and probation figures), BOPP and the DOC.

This report produced by the [Criminal Justice Policy & Planning Division Research Unit](#) at:

The Connecticut Office of Policy and Management
450 Capitol Avenue, Hartford CT, 06106

