

MONTHLY INDICATORS REPORT

Summary of Connecticut Criminal Justice System Trends

Key Metrics

(Percent change from prior month)

May Monthly Totals

Criminal Arrests:
 8,253 ↔ (-0.2%)

Lock-up Arraignments:
 2,693 ↔ (+0.9%)

DOC Admissions:
 1,495 ↔ (-0.5%)

**DOC Sentenced
 Releases & Discharges:**
 974 ↑ (+17.6%)

June 1 Counts

DOC Facility:
 11,093 ↔ (-0.8%)

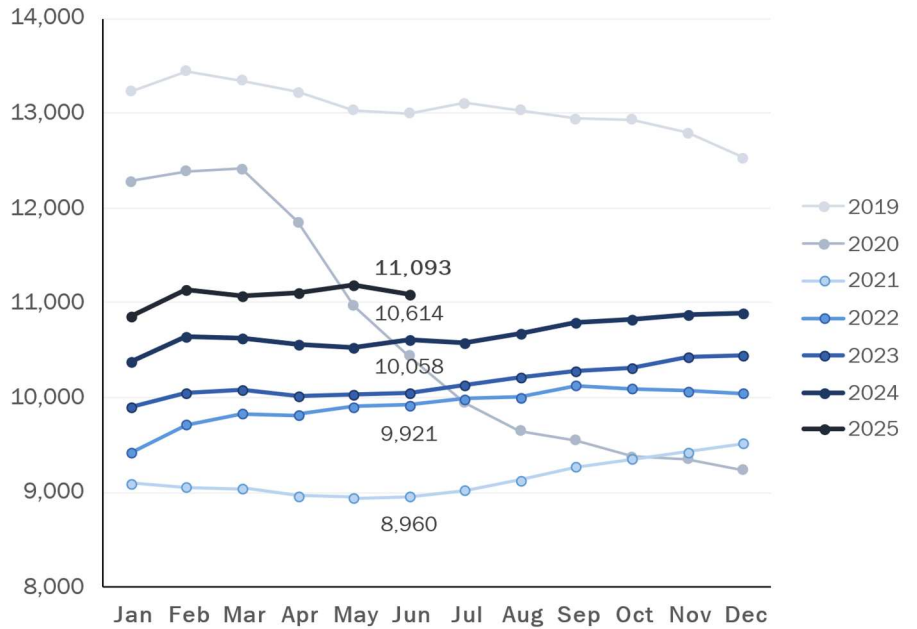
Pretrial:
 3,659 ↓ (-1.1%)

Sentenced:
 7,075 ↔ (-0.9%)

DOC Community Supervision:
 3,000 ↑ (+1.3%)

First-of-the-Month DOC Facility Population

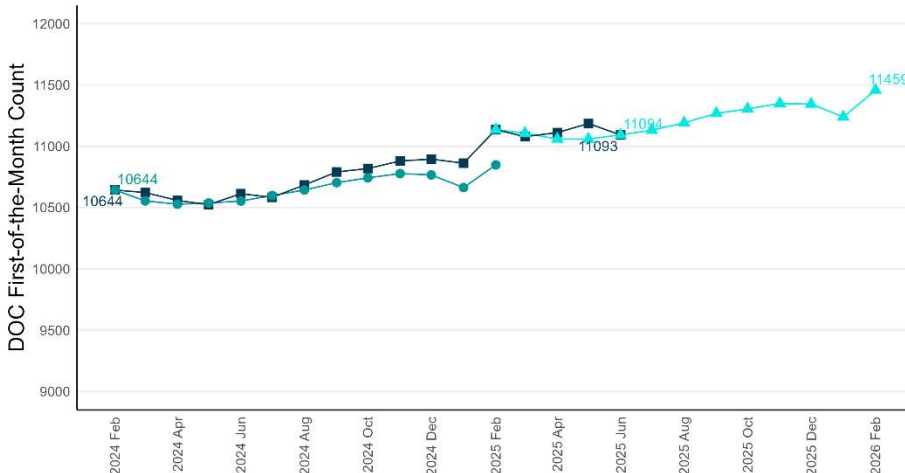
A comparison of five or more years shown by month



Note: To better illustrate changes, the Y-axis does not begin at zero.

Correction Population Forecast

Forecast period: March 2025 – February 2026



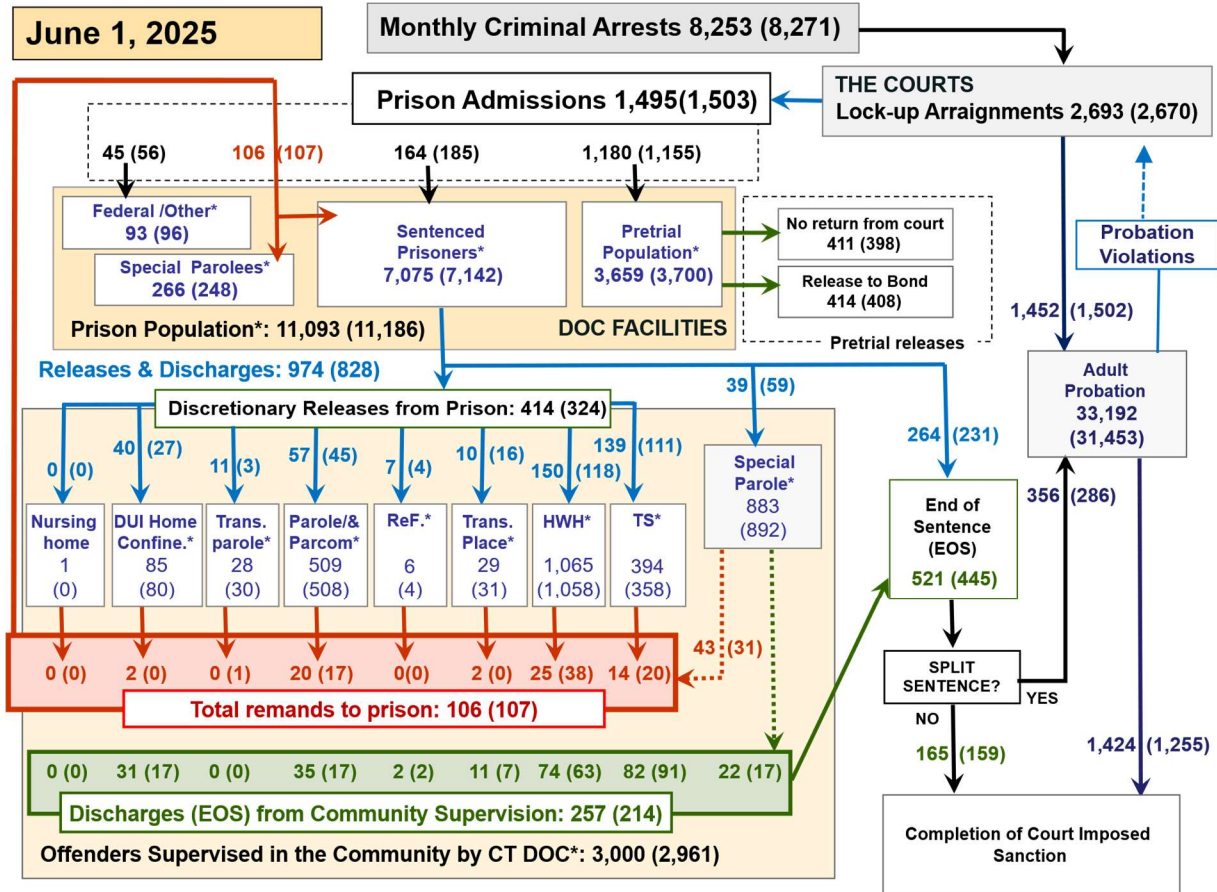
Note: To better illustrate changes, the Y-axis does not begin at zero.

WEEK OF JUNE 1, 2025

- **OPM Population Estimate:**
11,094
- **DOC Facility Count:**
June 1 11,093
First Week Avg. 11,125
- **Difference from OPM Forecast:**
 - First of the Month -1 0.0%
 - First Week Avg. +31 +0.3%

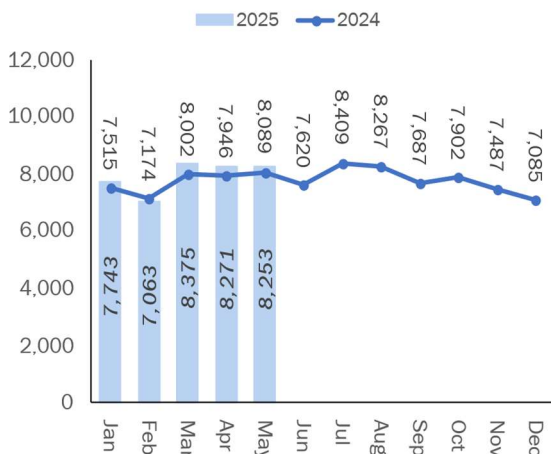


Criminal Justice System Monthly Counts & Flow Chart



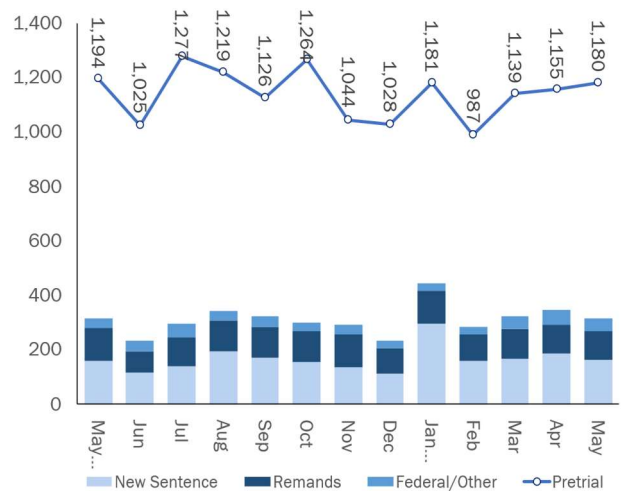
This flowchart contains monthly operations data for May 2024 and daily counts reported on June 1, 2025. Asterisks (*) indicate the daily count on June 1. Figures from last month are enclosed by parentheses..

Statewide Arrests: 2024 & 2025



Note: Data in the chart above show new case starts in the state Criminal Motor Vehicle System (CRMVS).

Monthly DOC Admissions: 2024 & 2025

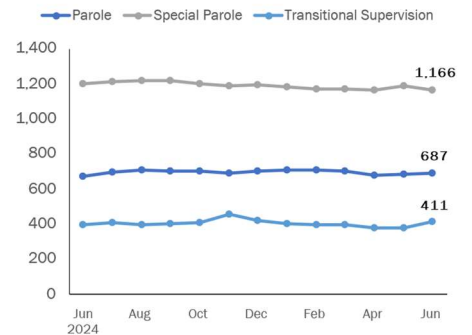


Department of Correction

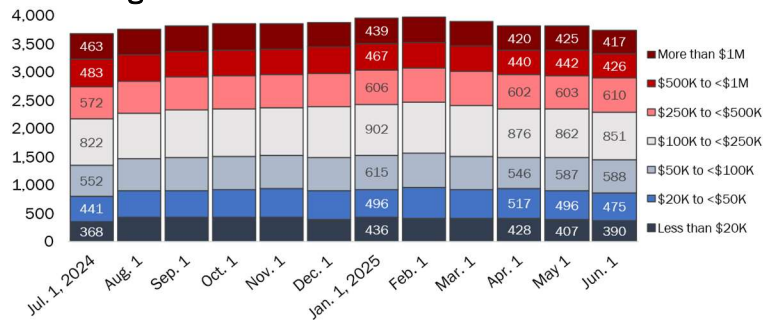
First-of-the-Month Totals

	2025 Apr. 1	2025 May 1	2025 Jun. 1	2024 Jun. 1	% Change	
					Monthly	Annual
DOC Facilities						
Federal/Other	92	96	93	89	-3.1%	4.5%
Sentenced	7,021	7,142	7,075	6,729	-0.9%	5.1%
Special Parole	264	248	266	266	7.3%	0.0%
Pretrial	3,735	3,700	3,659	3,530	-1.1%	3.7%
Total	11,112	11,186	11,093	10,614	-0.8%	4.5%
DOC Community						
Transfer Parole	31	30	28	35	-6.7%	-20.0%
Parole/ Parcom Total	508	508	509	497	0.2%	2.4%
Parole	391	389	386	372	-0.8%	3.8%
Parcom @ CT	117	119	123	125	3.4%	-1.6%
Furlough	5	4	6	3	50.0%	100.0%
Trans Placement	23	31	29	28	-6.5%	3.6%
DUI/Home confine.	72	80	85	82	6.3%	3.7%
Halfway House Total	1,070	1,058	1,065	1,013	0.7%	5.1%
Comm Release	587	570	583	524	2.3%	11.3%
Transitional Supervision	25	18	17	22	-5.6%	-22.7%
Parole	170	173	178	177	2.9%	0.6%
Transfer Parole	7	3	4	7	33.3%	-42.9%
Special Parole	281	294	283	283	-3.7%	0.0%
Transitional Supervision	354	358	394	375	10.1%	5.1%
Nursing home	2	0	1	0	-	-
Special Parole	885	892	883	919	-1.0%	-3.9%
Total	2,950	2,961	3,000	2,952	1.3%	1.6%

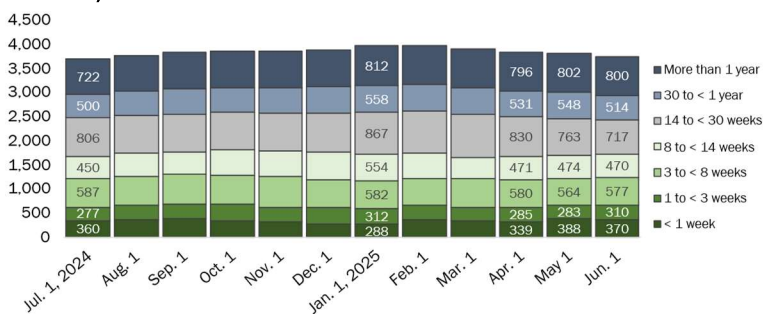
DOC Community Supervision: First-of-the-Month Totals



Bond Ranges for Pretrial Detainees



Pretrial, Weeks Held since Admission



Judicial Branch Court Support Services Division

The Jail Reinterview Program

	Pretrial admissions	Offender interviews	Offenders released	Released last year
MAR	1,139	876	246	228
APR	1,155	878	269	241
MAY	1,180	927	260	297

Pretrial Bail and Probation Caseload

* Reflects open cases as of the first of the month.

Ed. Note: Pretrial bail case starts and cases unavailable at the time of publication and will be updated in the future.



Department of Correction

Monthly Totals

	2025	2025	2025	2024	% Change	
	MAR	APR	MAY	MAY	Monthly	Annual
Admissions						
Federal/Other	48	56	45	38	-19.6%	18.4%
Remands	109	107	106	120	-0.9%	-11.7%
DUI	2	0	2	1	-	100.0%
Transfer Parole	0	1	0	0	-100.0%	-
Parole	16	17	20	26	17.6%	-23.1%
Trans Plac/Furlough	0	0	2	1	-	100.0%
Halfway House	40	38	25	31	-34.2%	-19.4%
Transitional Supervision	14	20	14	12	-30.0%	16.7%
Special Parole	37	31	43	49	38.7%	-12.2%
New Sentence	166	185	164	159	-11.4%	3.1%
Violation of Parole	37	57	30	41	-47.4%	-26.8%
Pretrial	1,139	1,155	1,180	1,194	2.2%	-1.2%
Total	1,462	1,503	1,495	1,511	-0.5%	-1.1%
Releases and discharges						
Transfer Parole	3	3	11	4	266.7%	175.0%
Parole	33	45	57	48	26.7%	18.8%
Furlough	5	4	7	4	75.0%	75.0%
Trans. Placement	14	16	10	9	-37.5%	11.1%
Home Confinement DUI	26	27	40	29	48.1%	37.9%
Halfway House	133	118	150	113	27.1%	32.7%
Transitional Supervision	97	111	139	100	25.2%	39.0%
Special Parole	61	59	39	57	-33.9%	-31.6%
Nursing home	0	0	0	0	-	-
End of Sentence	413	445	521	445	17.1%	17.1%
Total	785	828	974	809	17.6%	20.4%
Pretrial Releases*						
From Court	419	398	411	427	3.3%	-3.7%
Release to Bond	385	408	414	393	1.5%	5.3%

* Totals reflect events, not individual offenders

Pretrial Admissions, New to DOC:

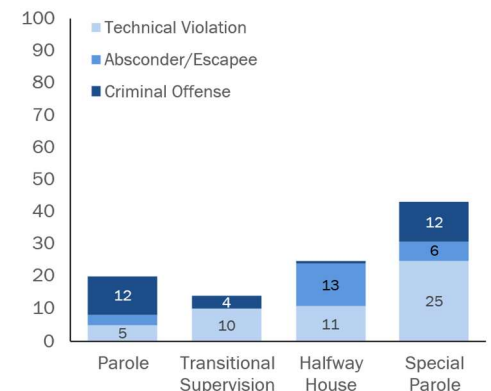
	MAR 2025	APR 2025	MAY 2025	MAY 2024
Arraignments	2,762	2,670	2,693	2,865
Pretrial Admits	1,139	1,155	1,180	1,194
New to DOC	334	331	373	368
% New	29%	29%	32%	31%

DOC Community Release

Case Reviews and Release Metrics

	Cases reviewed	Approved	Denied	Continued	Approval rate
MAR	624	318	49	135	51%
APR	589	308	51	132	52%
MAY '25	602	330	43	124	55%
MAY '24	480	244	45	105	51%

Remands from Community Release



Board of Pardons and Paroles

Parole Hearings

	Parole hearings	Paroles granted	Grant rate	Granted: prior year	Granted: two years prior
MAR	86	40	47%	43	35
APR	95	37	39%	49	37
MAY	104	39	38%	37	38

Pardon Decisions

	Absolute Pardon			Cert. of Employability			Commutations		
	Granted	Denied	%	Granted	Denied	%	Granted	Denied	%
MAR	101	24	81%	1	0	100%	0	1	0%
APR	114	41	74%	1	0	100%	0	1	0%
MAY '25	119	21	85%	7	0	100%	0	1	0%

Other BOPP Actions

	Reparole from revocation	Early Termination		Special parole discharges	Transfer parole approvals
		Discretionary parole	Special parole		
MAR	38	0	2	12	3
APR	22	1	1	15	13
MAY '25	38	3	2	20	7
MAY '24	31	5	11	14	1

Monthly data sources: CRMVS via CJIS (arrests), JB CSSD (court and probation figures), BOPP and the DOC.

This report produced by the [Criminal Justice Policy & Planning Division Research Unit](#) at:

The Connecticut Office of Policy and Management
450 Capitol Avenue, Hartford CT, 06106

