

# MONTHLY INDICATORS REPORT

## Summary of Connecticut Criminal Justice System Trends

### Key Metrics

(Percent change from prior month)

#### December Monthly Totals

##### Criminal Arrests:

7,085 ↓ (-5.4%)

##### Lock-up Arraignments:

2,413 ↔ (-0.4%)

##### DOC Admissions:

1,262 ↓ (-5.5%)

##### DOC Releases & Discharges:

752 ↓ (-1.4%)

#### January 1 Counts

##### DOC Facility:

10,863 ↔ (-0.3%)

##### Pretrial:

3,809 ↔ (+0.5%)

##### Sentenced:

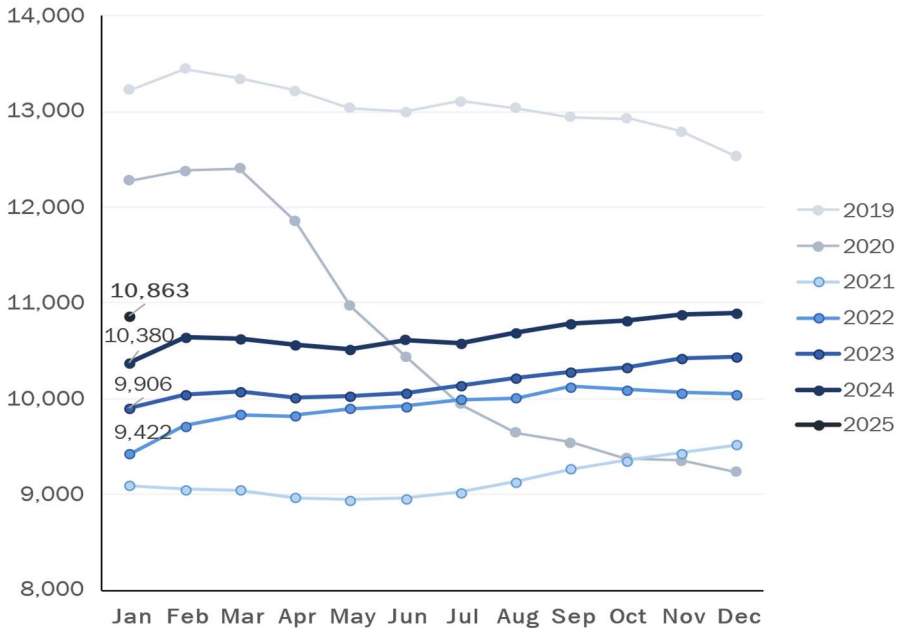
6,697 ↓ (-1.0%)

##### DOC Community Supervision:

2,970 ↓ (-1.3%)

### First-of-the-Month DOC Facility Population

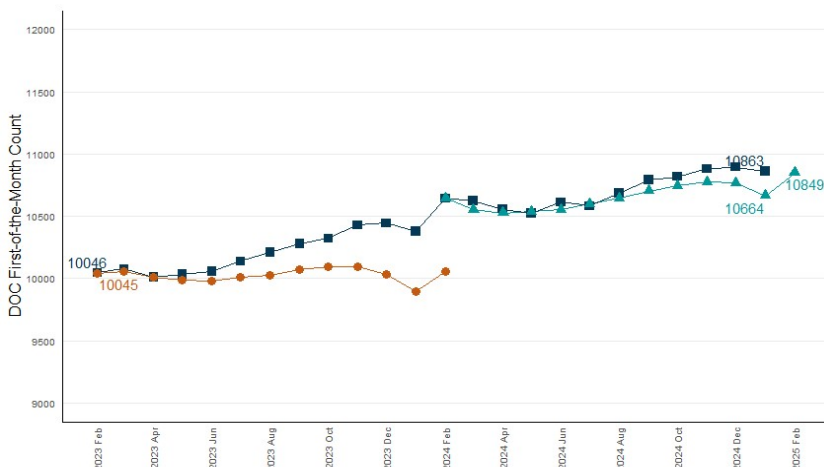
A comparison of up to five years shown by month



Note: To better illustrate changes, the Y-axis does not begin at zero.

### Correction Population Forecast

Forecast period: March 2024 – February 2025



Note: To better illustrate changes, the Y-axis does not begin at zero.

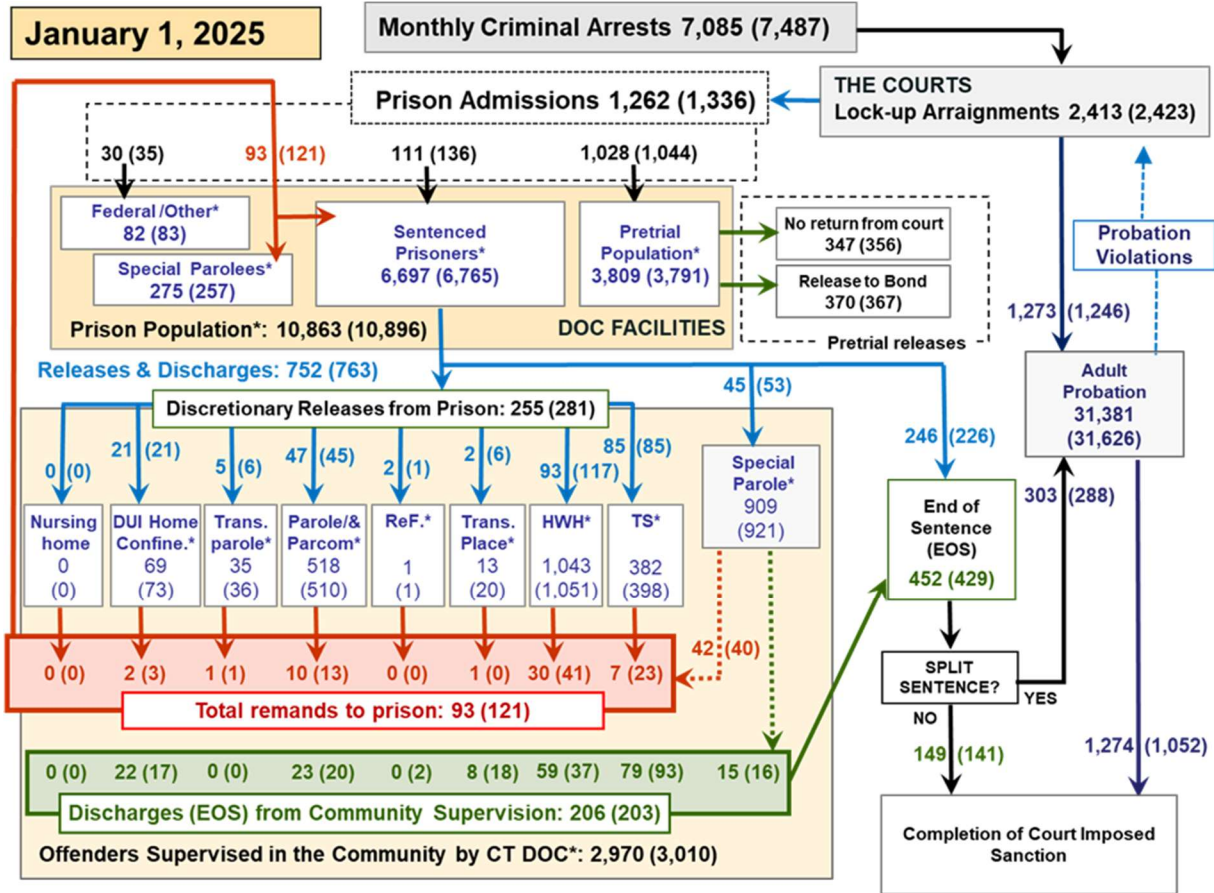
### WEEK OF JANUARY 1, 2025

- **OPM Population Estimate:**  
10,664
- **DOC Facility Count:**  

<b>January 1</b>	10,863
<b>First Week Avg.</b>	10,886
- **Difference from OPM Forecast:**
  - First of the Month +199 +1.9%
  - First Week Avg. +222 +2.1%

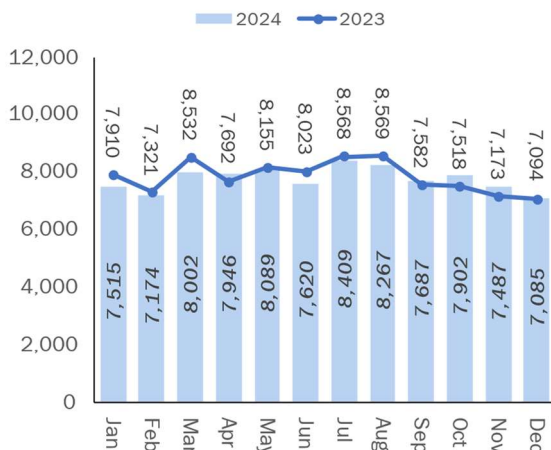


### Criminal Justice System Monthly Counts & Flow Chart



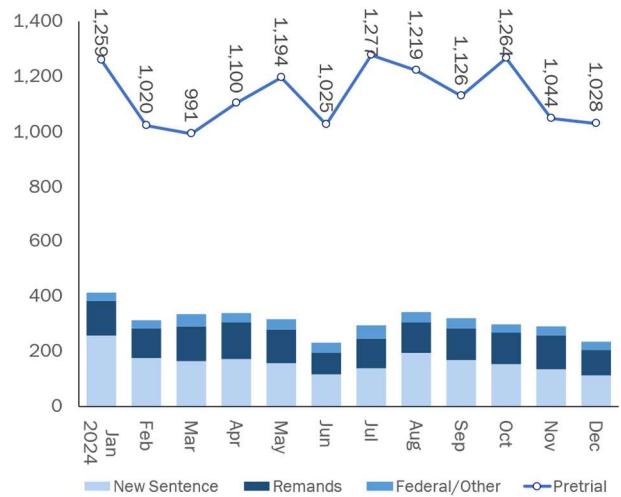
This flowchart contains monthly operations data for December 2024 and daily counts reported on January 1, 2025. Asterisks (\*) indicate the daily count on January 1. Figures from last month are enclosed by parentheses.

#### Statewide Arrests: 2023 & 2024



Note: Data in the chart above show new case starts in the state Criminal Motor Vehicle System (CRMVS).

#### Monthly DOC Admissions: 2023 & 2024

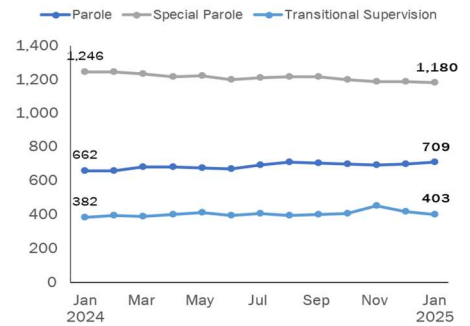


# Department of Correction

## First-of-the-Month Totals

	2024 Nov. 1	2024 Dec. 1	2025 Jan. 1	2024 Jan. 1	% Change	
					Monthly	Annual
<b>DOC Facilities</b>						
Federal/Other	94	83	82	80	-1.2%	2.5%
Sentenced	6,780	6,765	6,697	6,520	-1.0%	2.7%
Special Parole	244	257	275	239	7.0%	15.1%
Pretrial	3,763	3,791	3,809	3,541	0.5%	7.6%
<b>Total</b>	<b>10,881</b>	<b>10,896</b>	<b>10,863</b>	<b>10,380</b>	<b>-0.3%</b>	<b>4.7%</b>
<b>DOC Community</b>						
Transfer Parole	37	36	35	38	-2.8%	-7.9%
Parole/ Parcom Total	503	510	518	506	1.6%	2.4%
Parole	379	385	391	385	1.6%	1.6%
Parcom @ CT	124	125	127	121	1.6%	5.0%
Furlough	6	1	1	2	0.0%	-50.0%
Trans Placement	30	20	13	18	-35.0%	-27.8%
DUI/Home confine.	72	73	69	82	-5.5%	-15.9%
Halfway House Total	1,029	1,051	1,043	994	-0.8%	4.9%
Comm Release	548	567	556	538	-1.9%	3.3%
Transitional Supervision	22	19	21	13	10.5%	61.5%
Parole	189	191	191	156	0.0%	22.4%
Transfer Parole	3	4	4	9	0.0%	-55.6%
Special Parole	267	270	271	278	0.4%	-2.5%
Transitional Supervision	432	398	382	369	-4.0%	3.5%
Nursing home	0	0	0	0	-	-
Special Parole	920	921	909	968	-1.3%	-6.1%
<b>Total</b>	<b>3,029</b>	<b>3,010</b>	<b>2,970</b>	<b>2,977</b>	<b>-1.3%</b>	<b>-0.2%</b>

## DOC Community Supervision: First-of-the-Month Totals

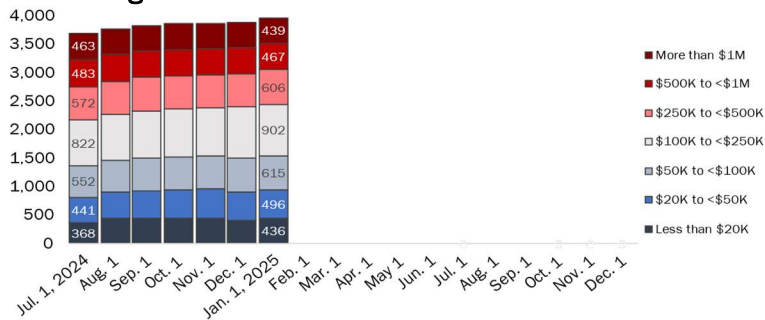


## Judicial Branch Court Support Services Division

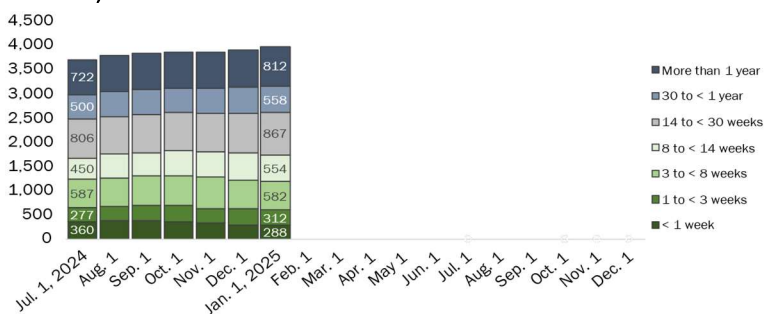
### The Jail Reinterview Program

	Pretrial admissions	Offender interviews	Offenders released	Released last year
OCT	1,264	1,238	272	252
NOV	1,044	837	264	231
DEC	1,028	926	235	231

## Bond Ranges for Pretrial Detainees



## Pretrial, Weeks Held since Admission



## Pretrial Bail and Probation Caseload

	Pretrial bail case starts	Client supv. starts	Split sentence starts	Pretrial bail cases*
OCT		1,527	285	
NOV		1,246	288	
DEC '24		1,273	303	
DEC '23	2,253	1,179	257	13,264

\* Reflects open cases as of the first of the month.

**Ed. Note:** Pretrial bail case starts and cases unavailable at the time of publication and will be updated in the future.



## Department of Correction

### Monthly Totals

	2024	2024	2024	2023	% Change	
	OCT	NOV	DEC	DEC	Monthly	Annual
<b>Admissions</b>						
Federal/Other	30	35	30	31	-14.3%	-3.2%
Remands	114	121	93	113	-23.1%	-17.7%
DUI	2	3	2	3	-33.3%	-33.3%
Transfer Parole	0	1	1	1	0.0%	0.0%
Parole	20	13	10	15	-23.1%	-33.3%
Trans Plac/Furlough	0	0	1	0	-	-
Halfway House	27	41	30	35	-26.8%	-14.3%
Transitional Supervision	14	23	7	13	-69.6%	-46.2%
Special Parole	51	40	42	46	5.0%	-8.7%
New Sentence	154	136	111	103	-18.4%	7.8%
Violation of Parole	52	42	32	27	-23.8%	18.5%
Pretrial	1,264	1,044	1,028	1,032	-1.5%	-0.4%
<b>Total</b>	<b>1,562</b>	<b>1,336</b>	<b>1,262</b>	<b>1,279</b>	<b>-5.5%</b>	<b>-1.3%</b>
<b>Releases and discharges</b>						
Transfer Parole	5	6	5	12	-16.7%	-58.3%
Parole	50	45	47	47	4.4%	0.0%
Furlough	5	1	2	3	100.0%	-33.3%
Trans. Placement	8	6	2	5	-66.7%	-60.0%
Home Confinement DUI	24	21	21	23	0.0%	-8.7%
Halfway House	140	117	93	99	-20.5%	-6.1%
Transitional Supervision	135	85	85	107	0.0%	-20.6%
Special Parole	44	53	45	49	-15.1%	-8.2%
Nursing home	0	0	0	0	-	-
End of Sentence	439	429	452	407	5.4%	11.1%
<b>Total</b>	<b>850</b>	<b>763</b>	<b>752</b>	<b>752</b>	<b>-1.4%</b>	<b>0.0%</b>
<b>Pretrial Releases*</b>						
From Court	418	356	347	365	-2.5%	-4.9%
Release to Bond	411	367	370	339	0.8%	9.1%

### Pretrial Admissions, New to DOC:

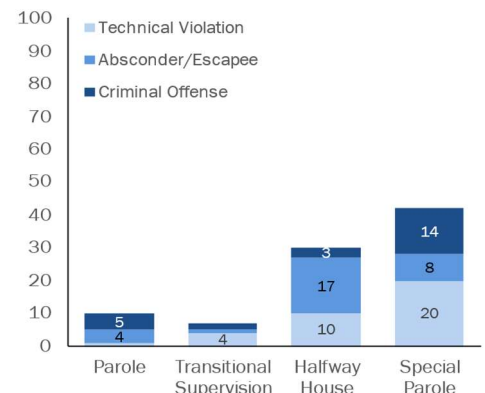
	OCT 2024	NOV 2024	DEC 2024	DEC 2023
Arraignments	2,919	2,423	2,413	2,398
Pretrial Admits	1,264	1,044	1,028	1,032
New to DOC	323	279	272	294
% New	26%	27%	26%	28%

## DOC Community Release

### Case Reviews and Release Metrics

	Cases reviewed	Approved	Denied	Continued	Approval rate
OCT	605	326	53	120	54%
NOV	444	226	38	92	51%
DEC '24	468	225	42	106	48%
DEC '23	481	266	32	98	55%

### Remands from Community Release



## Board of Pardons and Paroles

### Parole Hearings

	Parole hearings	Paroles granted	Grant rate	Granted: prior year	Granted: two years prior
OCT	84	34	40%	50	67
NOV	92	49	53%	56	48
DEC	75	52	69%	53	44

### Pardon Decisions

	Absolute Pardon			Cert. of Employability			Commutations		
	Granted	Denied	%	Granted	Denied	%	Granted	Denied	%
OCT	110	6	95%	6	0	100%	0	0	0%
NOV	118	16	88%	3	0	100%	0	0	0%
DEC '24	106	8	93%	1	0	100%	1	4	20%

### Other BOPP Actions

	Reparole from revocation	Early Termination		Special parole discharges	Transfer parole approvals
		Discretionary parole	Special parole		
OCT	36	5	3	16	5
NOV	31	1	5	17	6
DEC '24	23	1	5	11	6
DEC '23	34	0	5	20	8

Monthly data sources: CRMVS via CJIS (arrests), JB CSSD (court and probation figures), BOPP and the DOC.

This report produced by the [Criminal Justice Policy & Planning Division Research Unit](#) at:

The Connecticut Office of Policy and Management  
450 Capitol Avenue, Hartford CT, 06106

