

MONTHLY INDICATORS REPORT

Summary of Connecticut Criminal Justice System Trends

Key Metrics

(Percent change from prior month)

November Monthly Totals

Criminal Arrests:

7,602 ↓ (-3.8%)

Lock-up Arraignments:

2,508 ↓ (-12.5%)

DOC Admissions:

1,368 ↓ (-13.9%)

DOC Sentenced

Releases & Discharges:
751 ↓ (-16.0%)

December 1 Counts

DOC Facility:

11,053 ↔ (-0.2%)

Pretrial:

3,468 ↔ (-0.9%)

Sentenced:

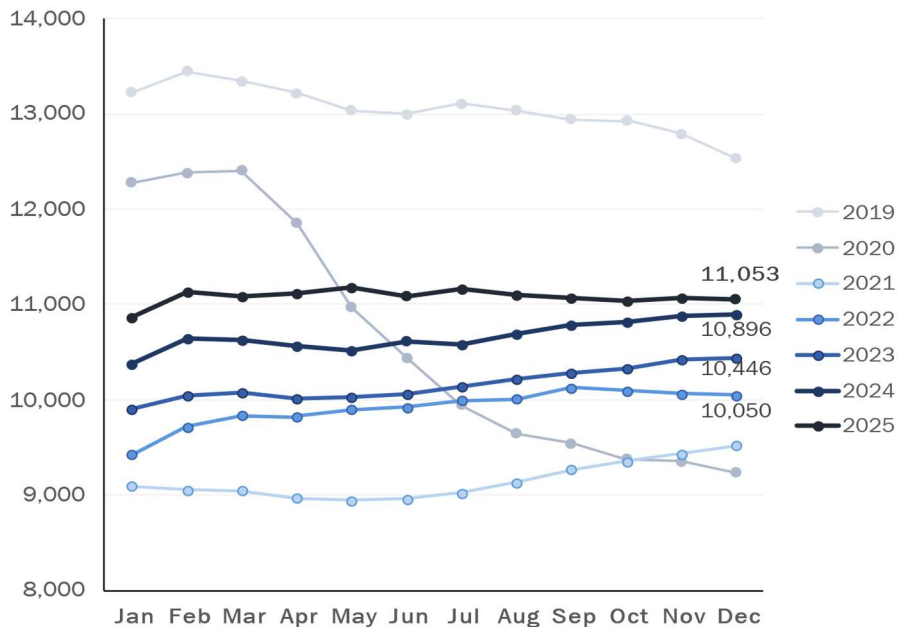
7,242 ↔ (+0.3%)

DOC Community Supervision:

2,969 ↔ (+0.7%)

First-of-the-Month DOC Facility Population

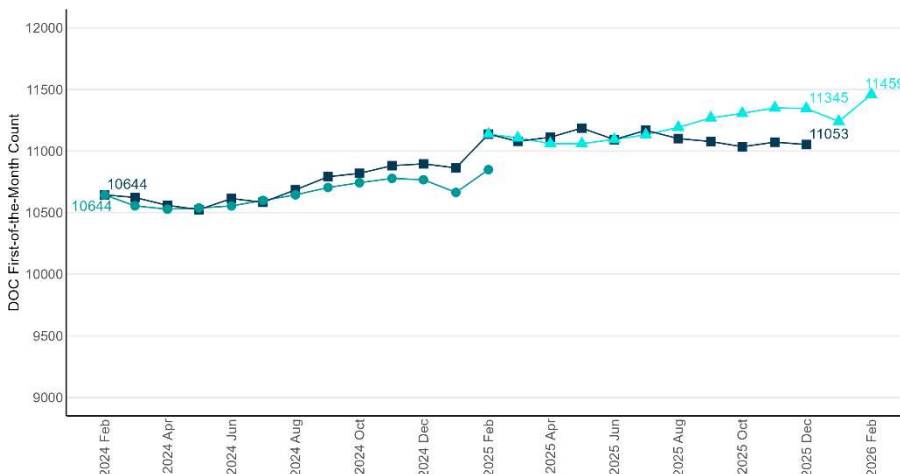
A comparison of five or more years shown by month



Note: To better illustrate changes, the Y-axis does not begin at zero.

Correction Population Forecast

Forecast period: March 2025 - February 2026



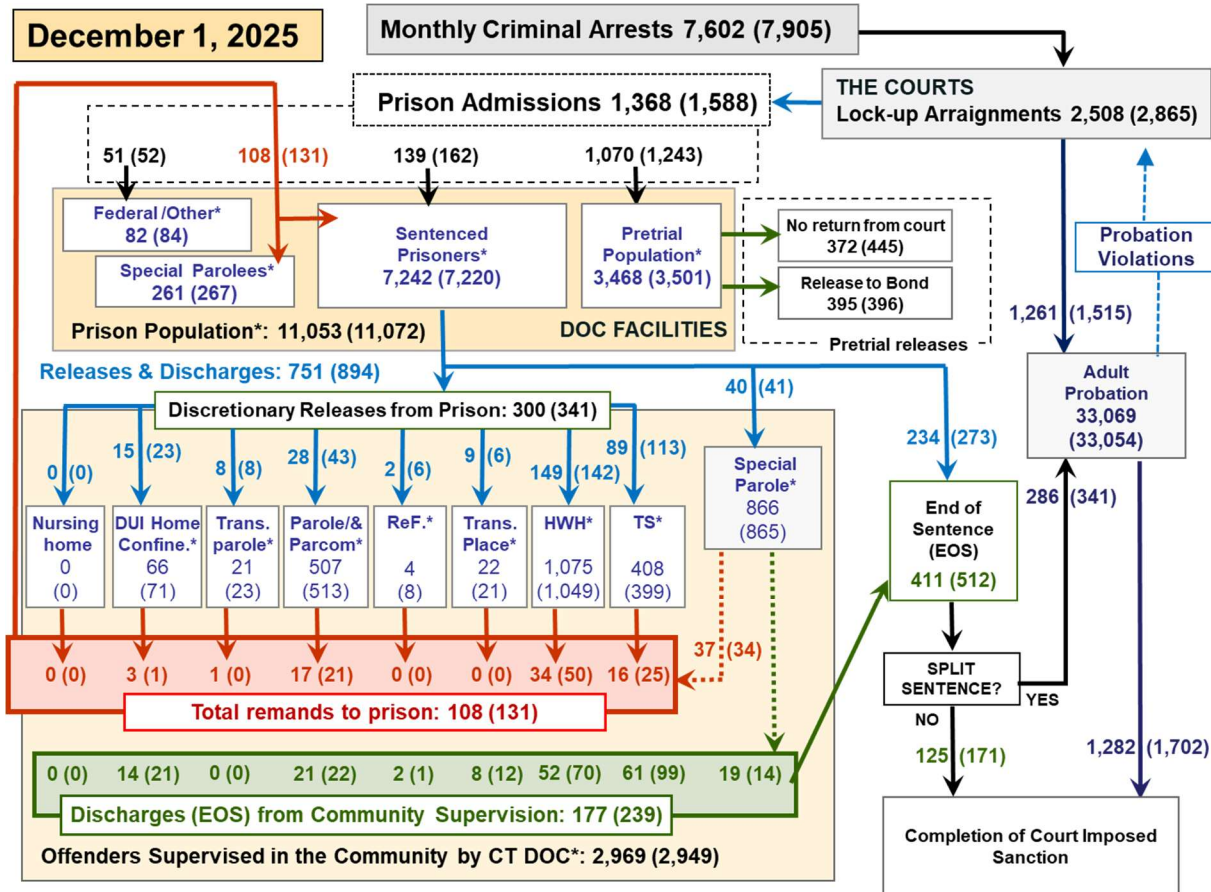
Note: To better illustrate changes, the Y-axis does not begin at zero.

WEEK OF DECEMBER 1, 2025

- **OPM Population Estimate:**
11,345
- **DOC Facility Count:**
Dec. 1 11,053
First Week Avg. 11,047
- **Difference from OPM Forecast:**
 - First of the Month -292 **-2.6%**
 - First Week Avg. -298 **-2.6%**

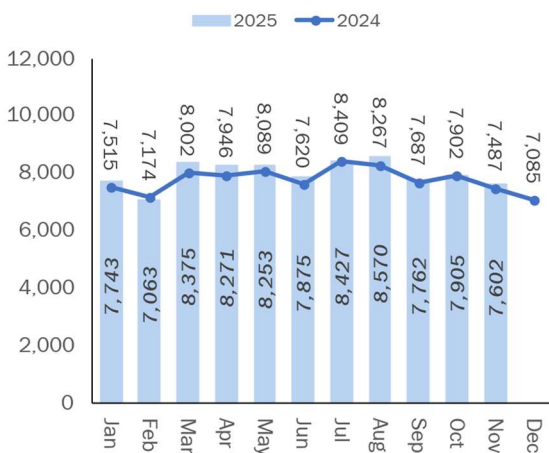


Criminal Justice System Monthly Counts & Flow Chart



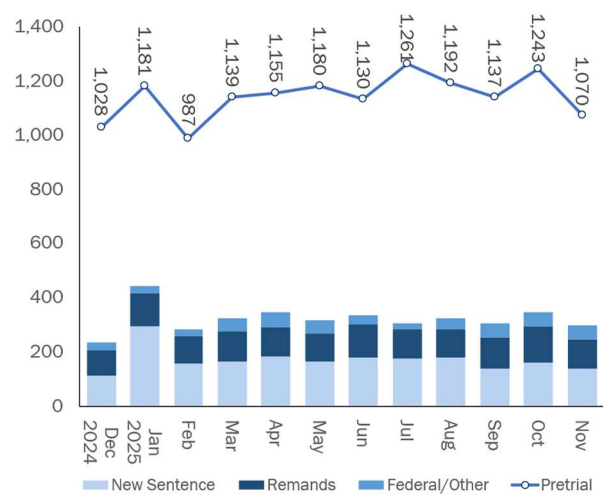
This flowchart contains monthly operations data for November 2025 and daily counts reported on December 1, 2025. Asterisks (*) indicate the daily count on December 1. Figures from last month are enclosed by parentheses.

Statewide Arrests: 2024 & 2025



Note: Data in the chart above show new case starts in the state Criminal Motor Vehicle System (CRMVS).

Monthly DOC Admissions: 2024 & 2025

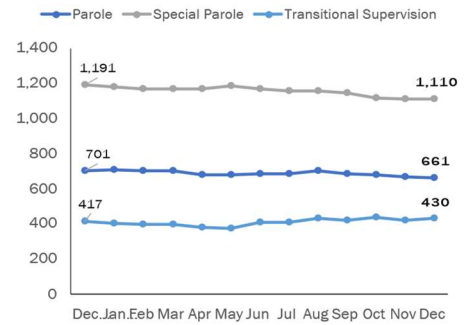


Department of Correction

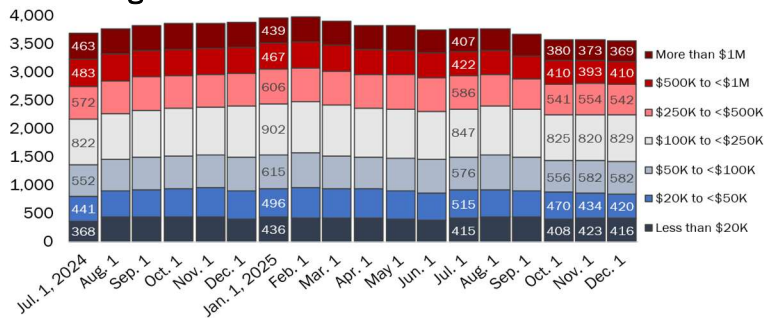
First-of-the-Month Totals

	2025 Oct. 1	2025 Nov. 1	2025 Dec. 1	2024 Dec. 1	% Change	
					Monthly	Annual
DOC Facilities						
Federal/Other	84	84	82	83	-2.4%	-1.2%
Sentenced	7,168	7,220	7,242	6,765	0.3%	7.1%
Special Parole	275	267	261	257	-2.2%	1.6%
Pretrial	3,508	3,501	3,468	3,791	-0.9%	-8.5%
Total	11,035	11,072	11,053	10,896	-0.2%	1.4%
DOC Community						
Transfer Parole	21	23	21	36	-8.7%	-41.7%
Parole/ Parcom Total	515	513	507	510	-1.2%	-0.6%
Parole	394	394	389	385	-1.3%	1.0%
Parcom @ CT	121	119	118	125	-0.8%	-5.6%
Furlough	4	8	4	1	-50.0%	300.0%
Trans Placement	28	21	22	20	4.8%	10.0%
DUI/Home confine.	71	71	66	73	-7.0%	-9.6%
Halfway House Total	1,074	1,049	1,075	1,051	2.5%	2.3%
Comm Release	619	615	647	567	5.2%	14.1%
Transitional Supervision	28	23	22	19	-4.3%	15.8%
Parole	163	156	154	191	-1.3%	-19.4%
Transfer Parole	3	7	8	4	14.3%	100.0%
Special Parole	261	248	244	270	-1.6%	-9.6%
Transitional Supervision	412	399	408	398	2.3%	2.5%
Nursing home	0	0	0	0	-	-
Special Parole	856	865	866	921	0.1%	-6.0%
Total	2,981	2,949	2,969	3,010	0.7%	-1.4%

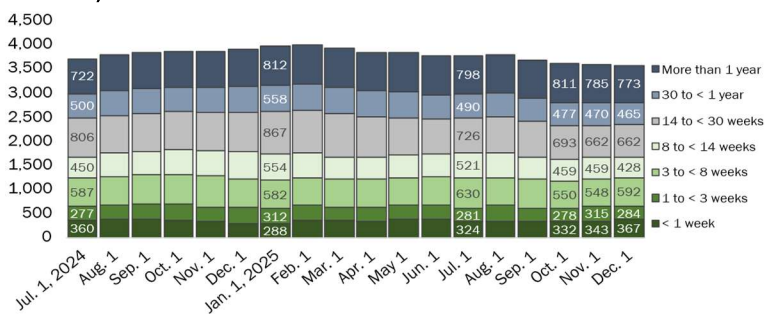
DOC Community Supervision: First-of-the-Month Totals



Bond Ranges for Pretrial Detainees



Pretrial, Weeks Held since Admission



Judicial Branch Court Support Services Division

The Jail Reinterview Program

	Pretrial admissions	Offender interviews	Offenders released	Released last year
SEP	1,137	928	255	256
OCT	1,243	957	266	272
NOV	1,070	783	235	264

Pretrial Bail and Probation Caseload

	Pretrial bail case starts	Client supv. starts	Split sentence starts	Pretrial bail cases*
SEP	2,651	1,396	299	13,610
OCT	2,757	1,515	341	13,643
NOV '25	2,290	1,261	286	13,572
NOV '24	2,373	1,246	288	13,965

* Reflects open cases as of the first of the month.



Department of Correction

Monthly Totals

	2025	2025	2025	2024	% Change	
	SEP	OCT	NOV	NOV	Monthly	Annual
Admissions						
Federal/Other	50	52	51	35	-1.9%	45.7%
Remands	114	131	108	121	-17.6%	-10.7%
DUI	0	1	3	3	200.0%	0.0%
Transfer Parole	1	0	1	1	-	0.0%
Parole	10	21	17	13	-19.0%	30.8%
Trans Plac/Furlough	1	0	0	0	-	-
Halfway House	39	50	34	41	-32.0%	-17.1%
Transitional Supervision	20	25	16	23	-36.0%	-30.4%
Special Parole	43	34	37	40	8.8%	-7.5%
New Sentence	140	162	139	136	-14.2%	2.2%
Violation of Parole	39	47	46	42	-2.1%	9.5%
Pretrial	1,137	1,243	1,070	1,044	-13.9%	2.5%
Total	1,441	1,588	1,368	1,336	-13.9%	2.4%
Releases and discharges						
Transfer Parole	4	8	8	6	0.0%	33.3%
Parole	38	43	28	45	-34.9%	-37.8%
Furlough	5	6	2	1	-66.7%	100.0%
Trans. Placement	10	6	9	6	50.0%	50.0%
Home Confinement DUI	20	23	15	21	-34.8%	-28.6%
Halfway House	172	142	149	117	4.9%	27.4%
Transitional Supervision	111	113	89	85	-21.2%	4.7%
Special Parole	53	41	40	53	-2.4%	-24.5%
Nursing home	0	0	0	0	-	-
End of Sentence	469	512	411	429	-19.7%	-4.2%
Total	882	894	751	763	-16.0%	-1.6%
Pretrial Releases*						
From Court	398	445	372	356	-16.4%	4.5%
Release to Bond	384	396	395	367	-0.3%	7.6%

* Totals reflect events, not individual offenders

Pretrial Admissions, New to DOC:

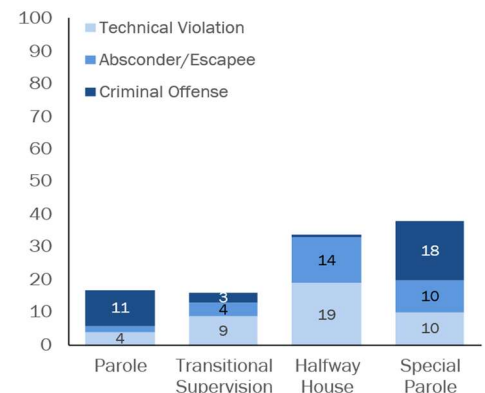
	SEP 2025	OCT 2025	NOV 2025	NOV 2024
Arraignments	2,813	2,865	2,508	2,423
Pretrial Admits	1,137	1,243	1,070	1,044
New to DOC	308	324	301	279
% New	27%	26%	28%	27%

DOC Community Release

Case Reviews and Release Metrics

	Cases reviewed	Approved	Denied	Continued	Approval rate
SEP	537	281	48	103	52%
OCT	501	234	59	110	47%
NOV '25	457	226	47	92	49%
NOV '24	444	226	38	92	51%

Remands from Community Release



Board of Pardons and Paroles

Parole Hearings

	Parole hearings	Paroles granted	Grant rate	Granted: prior year	Granted: two years prior
SEP	84	35	42%	46	46
OCT	93	33	35%	34	50
NOV	82	29	35%	49	56

Pardon Decisions

	Absolute Pardon			Cert. of Employability			Commutations		
	Granted	Denied	%	Granted	Denied	%	Granted	Denied	%
SEP	130	32	80%	6	0	100%	2	1	67%
OCT	132	24	85%	5	0	100%	0	0	0%
NOV '25	71	16	82%	1	0	100%	0	4	0%

Other BOPP Actions

	Reparole from revocation	Early Termination		Special parole discharges	Transfer parole approvals
		Discretionary parole	Special parole		
SEP	32	2	8	17	5
OCT	34	1	2	17	13
NOV '25	27	1	1	18	3
NOV '24	31	1	5	17	6

Monthly data sources: CRMVS via CJIS (arrests), JB CSSD (court and probation figures), BOPP and the DOC.

This report produced by the [Criminal Justice Policy & Planning Division Research Unit](#) at:

The Connecticut Office of Policy and Management
450 Capitol Avenue, Hartford CT, 06106

